

*** USER'S MANUAL ***

FCC ID : WKM24DONGLE

The Federal Communication Commission Statement

This equipment has been tested and found to comply with the limits for a Class B Digital Device, pursuant to Part 15 of the FCC rules. These limits are designed to provide reasonable protection against harmful interference in a residential installation. This equipment generates, uses and can radiate radio frequency energy and, if not installed and used in accordance with the instruction, may cause harmful interference to radio communication. However, there is no guarantee that interference will not occur in a particular installation. If this equipment does cause harmful interference to radio or television reception, which can be determined by turning the equipment off and on, the user is encouraged to try to correct the interference by one of more of the following measures: -

- **Reorient or relocate the receiving antenna.**
- **Increase the separation between the equipment and receiver.**
- **Connect the equipment into an outlet on a circuit different from that to which the receiver is connected.**
- **Consult the dealer or an experienced Radio/TV technician for help.**

Use only shielded cables to connect I/O devices to this equipment. You are cautioned that change or modifications not expressly approved by the party responsible for compliance could void your authority to operate the equipment.

THIS DEVICE COMPLIES WITH PART 15 OF FCC RULES. OPERATION IS SUBJECT TO THE FOLLOWING TWO CONDITIONS:

- 1 This device may not cause harmful interference and
- 2 This device must accept any interference received, including interference that may cause undesired operation.

The antenna used for this transmitter must not be collocated or operation in conjunction with any other antenna or transmitter.

Notice : The changes or modifications not expressly approved by the party responsible for compliance could void the user's authority to operate the equipment.

IMPORTANT NOTE: To comply with the FCC RF exposure compliance requirements, no change to the antenna or the device is permitted. Any change to the antenna or the device could result in the device exceeding the RF exposure requirements and void user's authority to operate the device.

Charge it first

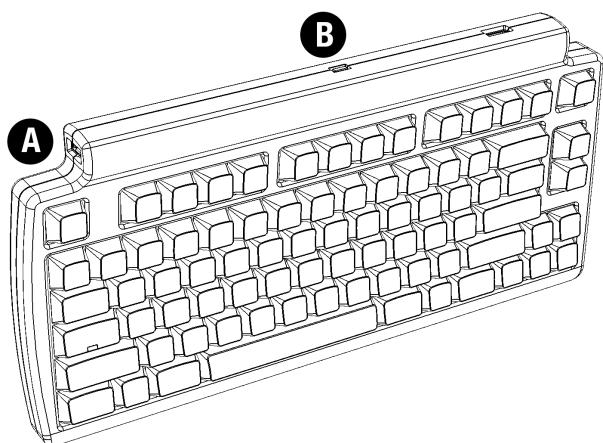
Before using the keyboard, fully charge the battery.

Plug the charging cable into the keyboard, then connect it to your computer or a USB power adapter.

The keyboard ports are for charging only — they will NOT work for a mouse or flash drives.

An **Orange** light will appear during charging, and will disappear when charging is complete.

A full charge from empty takes **5 hours**, and lasts 6-12 months.



ON / OFF button

First, unplug the **Nano Receiver** from the keyboard and plug it into your computer.

Press button B to turn the keyboard ON or OFF.

Lights will briefly flash...

Blue to indicate ON
or
Orange to indicate OFF.

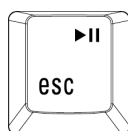
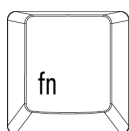
Flashing Red means...

A flashing Red light indicates that your keyboard **needs charging**. Plug it into a USB power source.

While charging, an indicator light will glow **Orange** until charging is complete.

How the fn key works

For **audio controls**, **Print Screen**, etc., simply **hold down fn** then press the appropriate key.



Need help?

Please contact us at:

help@matias.ca

+1 (905) 265-8844 or toll free **1-888-663-4263**

(also on the label, under your keyboard)

Warranty

Matias Corporation ("Matias") warrants to the original end user ("Customer") that this product will be free from defects in workmanship and materials, under normal use, for 1 year from the date of original purchase from Matias or its authorized reseller. Matias' sole obligation under this express warranty shall be (at Matias' option and expense) to repair or replace the product or part with a comparable product or part. All products or parts that are replaced become the property of Matias.

LIMITATION OF LIABILITY

To the full extent allowed by law, Matias excludes for itself and its suppliers any liability (whether based in contract or in tort, including negligence) for incidental, consequential, indirect, special or punitive damages of any kind, or for loss of revenue or profits, loss of business, loss of information or data, or other financial loss arising out of or in connection with the sale, installation, maintenance, use, performance, failure, or interruption of this product, even if Matias or its authorized reseller has been advised of the possibility of such damages, and limits its liability to replacement, repair, or refund of the purchase price paid, at Matias' option. This disclaimer of liability for damages will not be affected if any remedy provided herein shall fail of its essential purpose.

Keyboard FCC ID: WKMLAPTOPPRO24
Nano Receiver FCC ID: WKM24DONGLE

Operation is subject to the following two conditions:

- 1) This device may not cause harmful interference.
- 2) This device must accept any interference received, including interference that may cause undesired operation.

Complies with the Canadian ICES-003 Class B specifications.

This product complies with the requirements of European Directives 72/23/EEC, 89/336/EEC, and 1999/5/EC.

Warranty Procedure

1. Please contact our Help Desk at **help@matias.ca** or (905) 265-8844 or 1-888-663-4263, and give a detailed explanation of the problem.
2. We'll first try to solve your problem by e-mail / phone.
3. If e-mail / phone support is not successful, or if the item is defective, we'll give you an EMA number (Exchange Merchandise Authorization), and explain how to return the product for a replacement.
4. For more information, please visit:

www.matias.ca/returns