


## **Test Setup Photographs for the ARU 3560**

### **1. Radiated Emissions**

#### **1.1. Configuration 1: Radiated measurements < 1 GHz.**



**Photo 1**



**Photo 2**


**Radiated Emissions (continued)**




**Photo 3**

**Radiated Emissions (continued)**

1.2. Configuration 1: Radiated measurements >1 GHz Site 17.



**Photo 1**



**Photo 2**

**Radiated Emissions (continued)**



Photo 3



**Radiated Emissions (continued)**

1.3. Configuration 2: Radiated measurements >1 GHz Site 2.




Photo 1




Photo 2

**Radiated Emissions (continued)**



**Photo 3**