



12. SETUP PHOTOS

ANTENNA PORT CONDUCTED RF MEASUREMENT SETUP




RADIATED RF MEASUREMENT SETUP (BELOW 1GHz)


SMSH-30-30-ETSI-FCC Antenna




WIRA-40-LINEAR-FCC Antenna




WIRA-70-CIRC-FCC Antenna



Internal WIRA-70-CIRC-FCC Antenna




WIRA-30-CIRC-FCC Antenna




RADIATED RF MEASUREMENT SETUP (ABOVE 1 GHz)


SMSH-30-30-ETSI-FCC Antenna




WIRA-40-LINEAR-FCC Antenna




WIRA-70-CIRC-FCC Antenna



Internal WIRA-70-CIRC-FCC Antenna





WIRA-30-CIRC-FCC Antenna




RADIATED RF WORST-CASE INVESTIGATION AT FUNDAMENTAL SET-UP



SMSH-30-30-ETSI-FCC Antenna




Z-AXIS FRONT PHOTO



WIRA-40-LINEAR-FCC Antenna



Z-AXIS FRONT PHOTO






WIRA-70-CIRC-FCC Antenna







Internal WIRA-70-CIRC-FCC Antenna





WIRA-30-CIRC-FCC Antenna





Z-AXIS FRONT PHOTO



POWERLINE CONDUCTED EMISSIONS MEASUREMENT SETUP



SMSH-30-30-ETSI-FCC Antenna

LINE CONDUCTED FRONT PHOTO





WIRA-40-LINEAR-FCC Antenna

LINE CONDUCTED FRONT PHOTO





WIRA-70-CIRC-FCC Antenna

LINE CONDUCTED PHOTO





Internal WIRA-70-CIRC-FCC Antenna

LINE CONDUCTED PHOTO



WIRA-30-CIRC-FCC Antenna

LINE CONDUCTED PHOTO



END OF REPORT