



Shenzhen Huaxia Testing Technology Co., Ltd

1F., Block A of Tongsheng Technology Building, Huahui Road, Dalang Street, Longhua District, Shenzhen, China


Telephone: +86-755-26648640
Fax: +86-755-26648637
Website: www.cqa-cert.com


Report Template Version: V04
Report Template Revision Date: 2018-07-06


RF Exposure Evaluation Report

Report No.: CQASZ20201001252E-04
Applicant: Avantronics Limited
Address of Applicant: The 4th Floor, Yuepeng Building, No.1019 Jiabin Rd, Luohu District, Shenzhen
Equipment Under Test (EUT):
EUT Name: true wireless earbuds for sports
Model No.: BTHS-TWS106
Brand Name: Avantree
Wear position: Right ear
FCC ID: WJ5-BTHS-TWS106R
Standards: 47 CFR Part 1.1307
47 CFR Part 2.1093
KDB447498D01 General RF Exposure Guidance v06
Date of Receipt: 2020-10-22
Date of Test: 2020-10-22 to 2020-11-09
Date of Issue: 2020-11-09
Test Result: **PASS***

*In the configuration tested, the EUT complied with the standards specified above

Tested By: 

(Martin Lee)
Reviewed By: 

(Sheek Luo)
Approved By: 

(Jack Ai)



1 Version

Revision History Of Report

Report No.	Version	Description	Issue Date
CQASZ20201001252E-04	Rev.01	Initial report	2020-11-09

2 Contents

	Page
1 VERSION	2
2 CONTENTS	3
3 GENERAL INFORMATION	4
3.1 CLIENT INFORMATION	4
3.2 GENERAL DESCRIPTION OF EUT	4
4 SAR EVALUATION.....	5
4.1 RF EXPOSURE COMPLIANCE REQUIREMENT.....	5
4.1.1 <i>Standard Requirement</i>	5
4.1.2 <i>Limits</i>	5
4.1.3 <i>EUT RF Exposure</i>	6

3 General Information

3.1 Client Information

Applicant:	Avantronics Limited
Address of Applicant:	The 4th Floor, Yuepeng Building, No.1019 Jiabin Rd, Luohu District, Shenzhen
Manufacturer:	Avantronics Limited
Address of Manufacturer:	The 4th Floor, Yuepeng Building, No.1019 Jiabin Rd, Luohu District, Shenzhen
Factory:	Avantronics Limited
Address of Factory:	The 4th Floor, Yuepeng Building, No.1019 Jiabin Rd, Luohu District, Shenzhen

3.2 General Description of EUT

Product Name:	true wireless earbuds for sports
Model No.:	BTHS-TWS106
Trade Mark:	Avantree
Hardware Version:	X11-M-R_QCC3020_V2.0
Software Version:	X11_M_20200608_V2.9.3
Operation Frequency:	2402MHz~2480MHz
Bluetooth Version:	V5.0
Modulation Technique:	Frequency Hopping Spread Spectrum(FHSS)
Modulation Type:	GFSK, $\pi/4$ DQPSK, 8DPSK
Number of Channel:	79
Transfer Rate:	1Mbps/2Mbps/3Mbps
Hopping Channel Type:	Adaptive Frequency Hopping systems
Sample Type:	<input type="checkbox"/> Mobile <input checked="" type="checkbox"/> Portable <input type="checkbox"/> Fix Location
Test Software of EUT:	Blue test 3 (manufacturer declare)
Antenna Type:	Multilayer Chip antenna
Antenna Gain:	2.0dBi
Power Supply:	lithium battery: DC 3.7V, 43mAh, Charge by DC 5.0V

4 SAR Evaluation

4.1 RF Exposure Compliance Requirement

4.1.1 Standard Requirement

According to KDB447498D01 General RF Exposure Guidance v06

4.3.1. Standalone SAR test exclusion considerations

Unless specifically required by the published RF exposure KDB procedures, standalone 1-g head or body and 10-g extremity SAR evaluation for general population exposure conditions, by measurement or numerical simulation, is not required when the corresponding SAR Exclusion Threshold condition, listed below, is satisfied.

4.1.2 Limits

The 1-g and 10-g SAR test exclusion thresholds for 100 MHz to 6 GHz at test separation distances ≤ 50 mm are determined by:

$$\left[\frac{\text{max. power of channel, including tune-up tolerance, mW}}{\text{min. test separation distance, mm}} \right] \cdot \sqrt{f(\text{GHz})} \leq 3.0 \text{ for 1-g SAR and } \leq 7.5 \text{ for 10-g extremity SAR, where}$$

$f(\text{GHz})$ is the RF channel transmit frequency in GHz

Power and distance are rounded to the nearest mW and mm before calculation¹⁷

The result is rounded to one decimal place for comparison

The test exclusions are applicable only when the minimum test separation distance is ≤ 50 mm and for transmission frequencies between 100 MHz and 6 GHz. When the minimum test separation distance is < 5 mm, a distance of 5 mm is applied to determine SAR test exclusion

4.1.3 EUT RF Exposure

1) For BT

Measurement Data

GFSK mode				
Test channel	Peak Output Power (dBm)	Tune up tolerance (dBm)	Maximum tune-up Power	
			(dBm)	(mW)
Lowest(2402MHz)	1.890	1.0±1	2.0	1.585
Middle(2441MHz)	3.960	3.0±1	4.0	2.512
Highest(2480MHz)	5.340	4.5±1	5.5	3.548
π/4DQPSK mode				
Test channel	Peak Output Power (dBm)	Tune up tolerance (dBm)	Maximum tune-up Power	
			(dBm)	(mW)
Lowest(2402MHz)	3.420	2.5±1	3.5	2.239
Middle(2441MHz)	4.820	4.0±1	5.0	3.162
Highest(2480MHz)	6.250	5.5±1	6.5	4.467
8DPSK mode				
Test channel	Peak Output Power (dBm)	Tune up tolerance (dBm)	Maximum tune-up Power	
			(dBm)	(mW)
Lowest(2402MHz)	3.570	3.0±1	4.0	2.512
Middle(2441MHz)	4.960	4.0±1	5.0	3.162
Highest(2480MHz)	6.400	5.5±1	6.5	4.467

Worst case: 8DPSK						
Channel	Maximum Peak Conducted Output Power (dBm)	Tune up tolerance (dBm)	Maximum tune- up Power		Calculated value	Exclusion threshold
			(dBm)	(mW)		
Lowest (2402MHz)	3.570	3.0±1	4.0	2.512	0.779	3.0
Middle (2441MHz)	4.960	4.0±1	5.0	3.162	0.988	
Highest (2480MHz)	6.400	5.5±1	6.5	4.467	1.407	
Conclusion: the calculated value ≤3.0, SAR is exempted.						

Remark: The Max Conducted Peak Output Power data refer to report Report No.: CQASZ20201001252E-03