



PHOTOGRAPHS OF THE TEST CONFIGURATION


CONDUCTED EMISSION TEST







RADIATED EMISSION TEST BELOW 1GHz
(X-Plane)







RADIATED EMISSION TEST BELOW 1GHz
(Z-Plane)







RADIATED EMISSION TEST ABOVE 1GHz
(X-Plane)






RADIATED EMISSION TEST ABOVE 1GHz
(Z-Plane)







RADIATED EMISSION TEST 30MHz~1GHz
(NFC)





RADIATED EMISSION TEST BELOW 30MHz
(NFC)





ERP/ EIRP POWER TEST
(X-Plane)





ERP / EIRP POWER TEST
(Z-Plane)

