

Data Sheet

MANUFACTURER: ADVANCED WIRELESS & ANTENNA INC.

MANUFACTURER ADDRESS: No.888, Hua-Yuan Road, Zhang-Pu Town, Kun-Shan City, Jiang-Su Prov., P.R.C.

MODEL NAME: ALP6P-10000

ANTENNA TYPE: PIFA



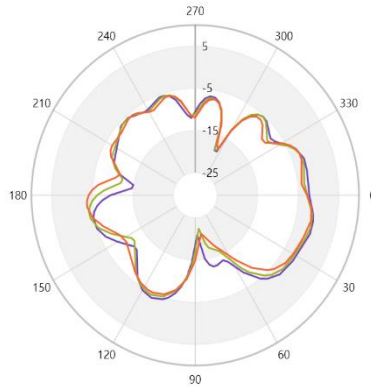
Radiation pattern & Gain

Antenna pattern

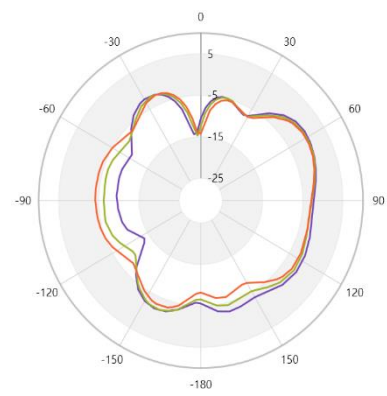
2400-2450MHz

- 90° 2400.00 MHz E Total
- 90° 2450.00 MHz E Total
- 90° 2500.00 MHz E Total

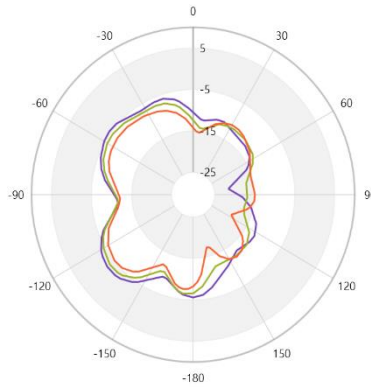
XY Plane



XZ Plane



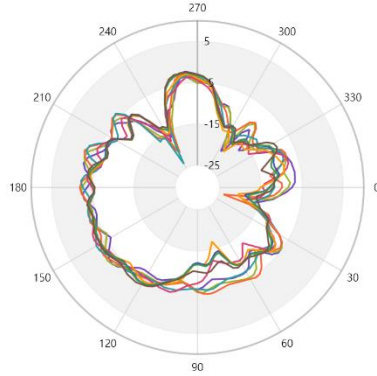
YZ Plane



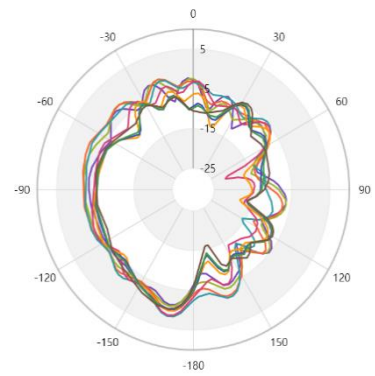
5150-5850MHz

- 90° 5150.00 MHz E Total
- 90° 5250.00 MHz E Total
- 90° 5350.00 MHz E Total
- 90° 5470.00 MHz E Total
- 90° 5600.00 MHz E Total
- 90° 5725.00 MHz E Total
- 90° 5785.00 MHz E Total
- 90° 5800.00 MHz E Total
- 90° 5850.00 MHz E Total

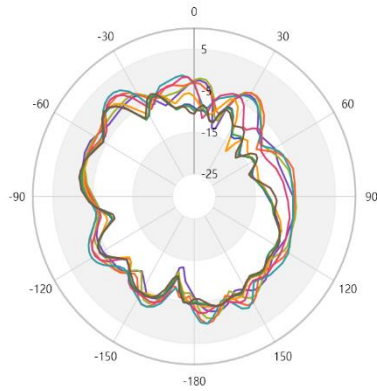
XY Plane



XZ Plane



YZ Plane



Antenna Gain/Efficiency (WIFI Antenna)

Frequency (MHz)	3D		
	Efficiency	Avg. Gain	Peak Gain
2400	32.43	-4.89	0.39
2450	29.65	-5.28	0.09
2500	27.35	-5.63	0.12
5150	28.64	-5.43	0.64
5250	31.77	-4.98	1.77
5350	36.14	-4.42	2.05
5470	37.15	-4.3	2.57
5600	30.34	-5.18	1.97
5725	25.06	-6.01	0.82
5785	24.49	-6.11	0.66
5800	24.38	-6.13	0.59
5850	25.18	-5.99	0.75

Assembly Drawing (WIFI Antenna)

