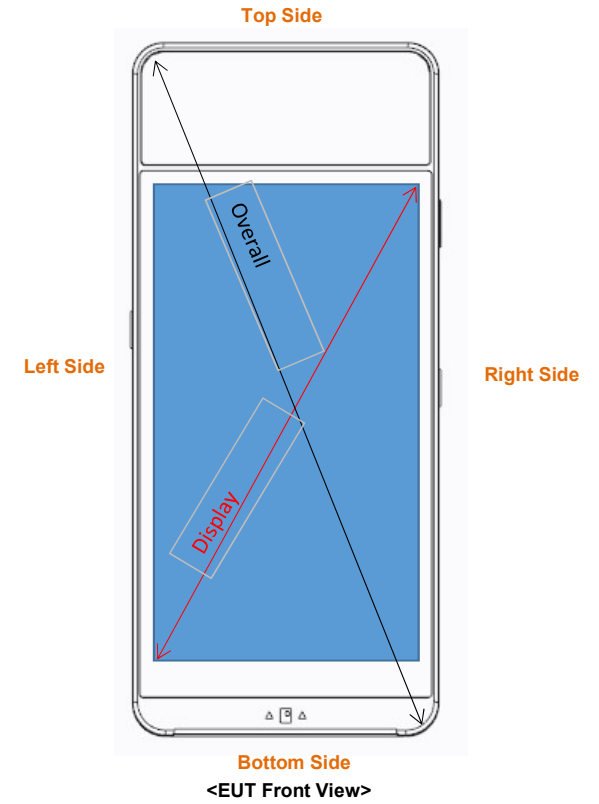
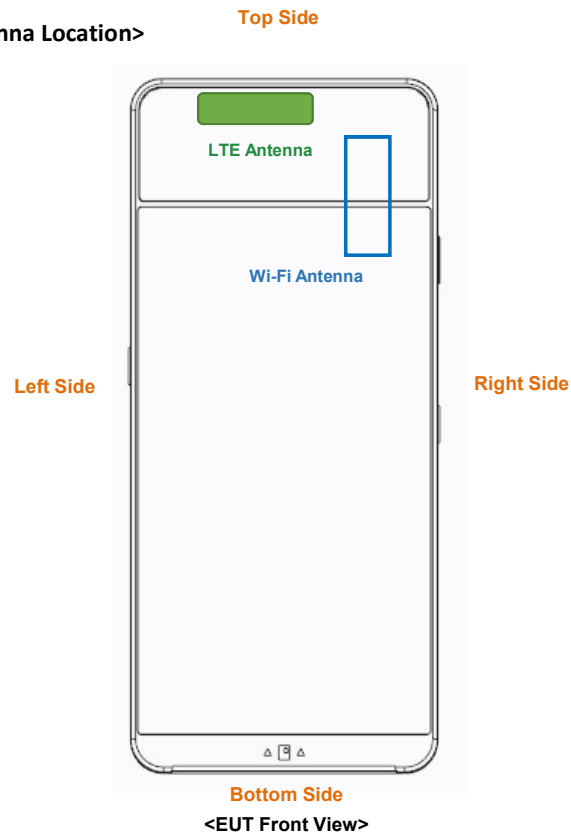


Photographs of EUT Setup and Antenna Location

The photographs of EUT and setup for SAR testing are shown as follows.

<Antenna Location>



The separation distance for antenna to edge:

Antenna	Overall Diagonal	Display Diagonal	To Top Side	To Bottom Side	To Left Side	To Right Side
			(mm)	(mm)	(mm)	(mm)
LTE	169.3	127.4	3.2	156.5	12.4	45.4
Wi-Fi			16.1	117.3	66.8	8.1

Antenna	To Rear Face Side	To Front Face Side	To Bottom Side	To Top Side
	(mm)	(mm)	(mm)	(mm)
LTE	17.5	2.6	156.5	3.2
Wi-Fi	11.3	8	117.3	16.1

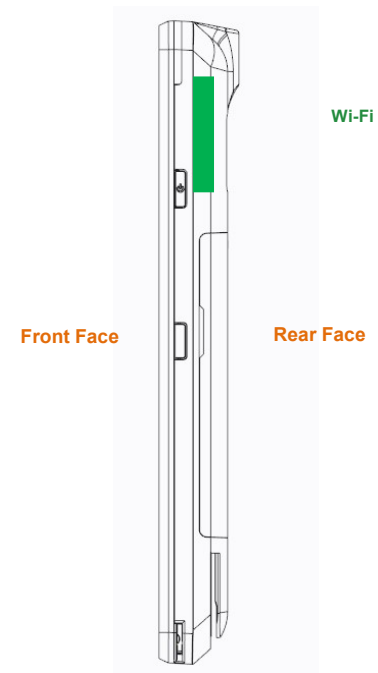
Top Side



Bottom Side

<EUT Left Side View>

Top Side




Bottom Side

<EUT Right Side View>

<Photographs of Extremity SAR Test Setup>




Front Face of EUT Tested at 0 mm



Rear Face of EUT Tested at 0 mm



Left Side of EUT Tested at 0 mm



Right Side of EUT Tested at 0 mm



Top Side of EUT Tested at 0 mm



Bottom Side of EUT Tested at 0 mm