



## PHOTOGRAPHS OF THE TEST CONFIGURATION

### CONDUCTED EMISSION TEST



RADIATED EMISSION TEST BELOW 1GHz  
(X-Plane)






RADIATED EMISSION TEST BELOW 1GHz  
(Y-Plane)






RADIATED EMISSION TEST BELOW 1GHz  
(Z-Plane)







RADIATED EMISSION TEST ABOVE 1GHz  
(X-Plane)










RADIATED EMISSION TEST ABOVE 1GHz  
(Y-Plane)







RADIATED EMISSION TEST ABOVE 1GHz  
(Z-Plane)





RADIATED EMISSION TEST 30MHz~1GHz  
(NFC)





RADIATED EMISSION TEST BELOW 30MHz  
(NFC)

