



## SGS-CSTC Standards Technical Services Ltd.

No. 1 Workshop, M-10, Middle section, Science & Technology Park, Nanshan District, Shenzhen, Guangdong, China 518057

Telephone: +86 (0) 755 2601 2053  
Fax: +86 (0) 755 2671 0594  
Email: ee.shenzhen@sgs.com

Report No.: SZEM121000572901  
Page: 1 of 49

# FCC REPORT

**Application No:** SZEM1210005729RF  
**Applicant:** Liquid Image Co., LLC  
**Manufacturer:** Foxda Technology Industrial(Shenzhen) co., Ltd.  
**Factory:** Foxda Technology Industrial(Shenzhen) co., Ltd.  
**Product Name:** Apex+ Series Snow Goggle 339  
**Model No.(EUT):** 339  
**FCC ID:** WGI-XSC-339  
**Standards:** 47 CFR Part 15, Subpart C (2011)  
**Date of Receipt:** 2012-10-22  
**Date of Test:** 2012-10-28 to 2012-10-31  
**Date of Issue:** 2012-12-14

**Test Result:**

**PASS \***

. \* In the configuration tested, the EUT complied with the standards specified above.

Authorized Signature:



Jack Zhang  
EMC Laboratory Manager

The manufacturer should ensure that all products in series production are in conformity with the product sample detailed in this report. If the product in this report is used in any configuration other than that detailed in the report, the manufacturer must ensure the new system complies with all relevant standards. Any mention of SGS International Electrical Approvals or testing done by SGS International Electrical Approvals in connection with, distribution or use of the product described in this report must be approved by SGS International Electrical Approvals in writing.

The report must not be used by the client to claim product certification, approval, or endorsement by NVLAP, NIST, or any agency of the federal government. All test results in this report can be traceable to National or International Standards.

"This document is issued by the Company subject to its General Conditions of Service printed overleaf, available on request or accessible at [www.sgs.com/terms\\_and\\_conditions.htm](http://www.sgs.com/terms_and_conditions.htm) and, for electronic format documents, subject to Terms and Conditions for Electronic Documents at [www.sgs.com/terms\\_e-document.htm](http://www.sgs.com/terms_e-document.htm). Attention is drawn to the limitation of liability, indemnification and jurisdiction issues defined therein. Any holder of this document is advised that information contained hereon reflects the Company's findings at the time of its intervention only and within the limits of Client's instructions, if any. The Company's sole responsibility is to its Client and this document does not exonerate parties to a transaction from exercising all their rights and obligations under the transaction documents. This document cannot be reproduced except in full, without prior written approval of the Company. Any unauthorized alteration, forgery or falsification of the content or appearance of this document is unlawful and offenders may be prosecuted to the fullest extent of the law. Unless otherwise stated the results shown in this test report refer only to the sample(s) tested and such sample(s) are retained for 90 days only."



## 2 Test Summary

Test Item	Test Requirement	Test method	Result
<b>Antenna Requirement</b>	47 CFR Part 15, Subpart C Section 15.203/15.247 (c)	ANSI C63.10 2009	PASS
<b>Conducted Peak Output Power</b>	47 CFR Part 15, Subpart C Section 15.247 (b)(3)	KDB558074 D01	PASS
<b>6dB Occupied Bandwidth</b>	47 CFR Part 15, Subpart C Section 15.247 (a)(2)	KDB558074 D01	PASS
<b>Power Spectral Density</b>	47 CFR Part 15, Subpart C Section 15.247 (e)	KDB558074 D01	PASS
<b>Band-edge for RF Conducted Emissions</b>	47 CFR Part 15, Subpart C Section 15.247(d)	KDB558074 D01	PASS
<b>RF Conducted Spurious Emissions</b>	47 CFR Part 15, Subpart C Section 15.247(d)	KDB558074 D01	PASS
<b>Radiated Spurious Emissions</b>	47 CFR Part 15, Subpart C Section 15.205/15.209	ANSI C63.10 2009	PASS
<b>Band Edge (Radiated Emission)</b>	47 CFR Part 15, Subpart C Section 15.205/15.209	ANSI C63.10 2009	PASS

"This document is issued by the Company subject to its General Conditions of Service printed overleaf, available on request or accessible at [www.sgs.com/terms\\_and\\_conditions.htm](http://www.sgs.com/terms_and_conditions.htm) and, for electronic format documents, subject to Terms and Conditions for Electronic Documents at [www.sgs.com/terms\\_e-document.htm](http://www.sgs.com/terms_e-document.htm). Attention is drawn to the limitation of liability, indemnification and jurisdiction issues defined therein. Any holder of this document is advised that information contained hereon reflects the Company's findings at the time of its intervention only and within the limits of Client's instructions, if any. The Company's sole responsibility is to its Client and this document does not exonerate parties to a transaction from exercising all their rights and obligations under the transaction documents. This document cannot be reproduced except in full, without prior written approval of the Company. Any unauthorized alteration, forgery or falsification of the content or appearance of this document is unlawful and offenders may be prosecuted to the fullest extent of the law. Unless otherwise stated the results shown in this test report refer only to the sample(s) tested and such sample(s) are retained for 90 days only."



### 3 Contents

	Page
1 COVER PAGE .....	1
2 TEST SUMMARY .....	2
3 CONTENTS .....	3
4 GENERAL INFORMATION .....	4
4.1 CLIENT INFORMATION .....	4
4.2 GENERAL DESCRIPTION OF EUT .....	4
4.3 TEST ENVIRONMENT AND MODE .....	5
4.4 DESCRIPTION OF SUPPORT UNITS .....	5
4.5 TEST LOCATION .....	5
4.6 TEST FACILITY .....	6
4.7 DEVIATION FROM STANDARDS .....	6
4.8 ABNORMALITIES FROM STANDARD CONDITIONS .....	6
4.9 OTHER INFORMATION REQUESTED BY THE CUSTOMER .....	6
4.10 TEST INSTRUMENTS LIST .....	7
5 TEST RESULTS AND MEASUREMENT DATA .....	9
5.1 ANTENNA REQUIREMENT .....	9
5.2 CONDUCTED PEAK OUTPUT POWER .....	10
5.3 6dB OCCUPY BANDWIDTH .....	15
5.4 POWER SPECTRAL DENSITY .....	19
5.5 BAND-EDGE FOR RF CONDUCTED EMISSIONS .....	24
5.6 RF CONDUCTED SPURIOUS EMISSIONS .....	27
5.7 RADIATED SPURIOUS EMISSIONS .....	31
5.7.1 Radiated emission below 1GHz .....	34
5.7.2 Transmitter emission above 1GHz .....	36
5.8 BAND EDGE (RADIATED EMISSION) .....	40-49



## 4 General Information

### 4.1 Client Information

Applicant:	Liquid Image Co., LLC
Address of Applicant:	7909 Walerga Road, Suite112-206 Antelope, California, 95843, United States
Manufacturer:	Foxda Technology Industrial(Shenzhen ) co., Ltd.
Address of Manufacturer:	1F-3F of 2 <sup>nd</sup> Building, Foxda Industrial Zone, Pingshan New District, Shenzhen China
Factory:	Foxda Technology Industrial(Shenzhen ) co., Ltd.
Address of Factory:	1F-3F of 2 <sup>nd</sup> Building, Foxda Industrial Zone, Pingshan New District, Shenzhen China

### 4.2 General Description of EUT

Product Name:	Apex+ Series Snow Goggle 339
Model No.:	339
Trade Mark:	Xtreme Sport Cams
Operation Frequency:	IEEE 802.11b/g: 2412MHz to 2462MHz
Channel Numbers:	IEEE 802.11b/g: 11 Channels
Channel Separation:	5MHz
Type of Modulation:	IEEE for 802.11b: DSSS(CCK,DQPSK,DBPSK) IEEE for 802.11g : OFDM(64QAM, 16QAM, QPSK, BPSK)
Sample Type:	Portable production
Test Power Grade:	Set wifi_pwr value 2 (manufacturer declare )
Test Software of EUT:	Provided by manufacturer
Antenna Type:	Integral
Antenna Gain:	0.34dBi
Power Supply:	Model 55 Li-ion Battery 3.7V 1150mAh 4.3Wh
USB Cable:	45 cm with one ferrite core
HDMI Cable:	55 cm with two ferrite core
Test Voltage:	DC 3.7 Li-ion Battery



Operation Frequency each of channel(802.11b/g)							
Channel	Frequency	Channel	Frequency	Channel	Frequency	Channel	Frequency
1	2412MHz	4	2427MHz	7	2442MHz	10	2457MHz
2	2417MHz	5	2432MHz	8	2447MHz	11	2462MHz
3	2422MHz	6	2437MHz	9	2452MHz		

Note:

In section 15.31(m), regards to the operating frequency range over 10 MHz, the Lowest frequency, the middle frequency, and the highest frequency of channel were selected to perform the test, and the selected channel see below:

For 802.11b/g:

Channel	Frequency
The Lowest channel	2412MHz
The Middle channel	2437MHz
The Highest channel	2462MHz

### 4.3 Test Environment and Mode

Operating Environment:	
Temperature:	25.0 °C
Humidity:	56 % RH
Atmospheric Pressure:	1010 mbar
Test mode:	
Transmitting mode:	The EUT transmitted the continuous modulation test signal at the specific channel(s)

### 4.4 Description of Support Units

The EUT has been tested independent unit.

### 4.5 Test Location

All tests were performed at:

SGS-CSTC Standards Technical Services Co., Ltd., Shenzhen Branch E&E Lab,  
No. 1 Workshop, M-10, Middle Section, Science & Technology Park, Shenzhen, Guangdong, China.  
518057.

Tel: +86 755 2601 2053 Fax: +86 755 2671 0594

No tests were sub-contracted.

"This document is issued by the Company subject to its General Conditions of Service printed overleaf, available on request or accessible at [www.sgs.com/terms\\_and\\_conditions.htm](http://www.sgs.com/terms_and_conditions.htm) and, for electronic format documents, subject to Terms and Conditions for Electronic Documents at [www.sgs.com/terms\\_e-document.htm](http://www.sgs.com/terms_e-document.htm). Attention is drawn to the limitation of liability, indemnification and jurisdiction issues defined therein. Any holder of this document is advised that information contained hereon reflects the Company's findings at the time of its intervention only and within the limits of Client's instructions, if any. The Company's sole responsibility is to its Client and this document does not exonerate parties to a transaction from exercising all their rights and obligations under the transaction documents. This document cannot be reproduced except in full, without prior written approval of the Company. Any unauthorized alteration, forgery or falsification of the content or appearance of this document is unlawful and offenders may be prosecuted to the fullest extent of the law. Unless otherwise stated the results shown in this test report refer only to the sample(s) tested and such sample(s) are retained for 90 days only."



## 4.6 Test Facility

The test facility is recognized, certified, or accredited by the following organizations:

- **CNAS (No. CNAS L2929)**  
CNAS has accredited SGS-CSTC Standards Technical Services Co., Ltd. Shenzhen Branch EMC Lab to ISO/IEC 17025:2005 General Requirements for the Competence of Testing and Calibration Laboratories (CNAS-CL01 Accreditation Criteria for the Competence of Testing and Calibration Laboratories) for the competence in the field of testing.
- **VCCI**  
The 3m Semi-anechoic chamber, Full-anechoic Chamber and Shielded Room (7.5m x 4.0m x 3.0m) of SGS-CSTC Standards Technical Services Co., Ltd. have been registered in accordance with the Regulations for Voluntary Control Measures with Registration No.: R-2197, G-416, T-1153 and C-2383 respectively.
- **FCC – Registration No.: 556682**  
SGS-CSTC Standards Technical Services Co., Ltd., Shenzhen EMC Laboratory has been registered and fully described in a report filed with the (FCC) Federal Communications Commission. The acceptance letter from the FCC is maintained in our files. Registration No.: 556682.
- **Industry Canada (IC)**  
The 3m Semi-anechoic chamber of SGS-CSTC Standards Technical Services Co., Ltd. has been registered by Certification and Engineering Bureau of Industry Canada for radio equipment testing with Registration No.: 4620C-1.

## 4.7 Deviation from Standards

None.

## 4.8 Abnormalities from Standard Conditions

None.

## 4.9 Other Information Requested by the Customer

None.

#### 4.10 Test Instruments List

RE in Chamber					
Item	Test Equipment	Manufacturer	Model No.	Inventory No.	Cal.Due date (yyyy-mm-dd)
1	3m Semi-Anechoic Chamber	ETS-LINDGREN	N/A	SEL0017	2013-06-10
2	EMI Test Receiver	Rohde & Schwarz	ESIB26	SEL0023	2013-05-17
3	EMI Test software	AUDIX	E3	SEL0050	N/A
4	BiConiLog Antenna (26-3000MHz)	ETS-LINDGREN	3142C	SEL0015	2013-10-24
5	Double-ridged horn (1-18GHz)	ETS-LINDGREN	3117	SEL0006	2013-10-24
6	Horn Antenna (18-26GHz)	ETS-LINDGREN	3160	SEL0076	2013-10-24
7	Pre-amplifier (0.1-1300MHz)	Agilent Technologies	8447D	SEL0053	2013-05-17
8	Pre-Amplifier (0.1-26.5GHz)	Compliance Directions Systems Inc.	PAP-0126	SEL0168	2013-10-24
9	Coaxial cable	SGS	N/A	SEL0027	2013-05-59
10	Coaxial cable	SGS	N/A	SEL0189	2013-05-29
11	Coaxial cable	SGS	N/A	SEL0121	2013-05-29
12	Coaxial cable	SGS	N/A	SEL0178	2013-05-29
13	Band filter	Amindeon	82346	SEL0094	2013-05-17
14	Barometer	Chang Chun	DYM3	SEL0088	2013-05-24
15	DC Power Supply	Zhao Xin	RXN-305D	SEL0117	2013-10-24
16	Humidity/ Temperature Indicator	Shanghai Qixiang	ZJ1-2B	SEL0103	2013-10-24
17	Signal Generator (10M-27GHz)	Rohde & Schwarz	SMR27	SEL0067	2013-05-17
18	Signal Generator	Rohde & Schwarz	SMY01	SEL0155	2013-10-24
19	Loop Antenna	Beijing Daze	ZN30401	SEL0203	2013-06-04

"This document is issued by the Company subject to its General Conditions of Service printed overleaf, available on request or accessible at [www.sgs.com/terms\\_and\\_conditions.htm](http://www.sgs.com/terms_and_conditions.htm) and, for electronic format documents, subject to Terms and Conditions for Electronic Documents at [www.sgs.com/terms\\_e-document.htm](http://www.sgs.com/terms_e-document.htm). Attention is drawn to the limitation of liability, indemnification and jurisdiction issues defined therein. Any holder of this document is advised that information contained hereon reflects the Company's findings at the time of its intervention only and within the limits of Client's instructions, if any. The Company's sole responsibility is to its Client and this document does not exonerate parties to a transaction from exercising all their rights and obligations under the transaction documents. This document cannot be reproduced except in full, without prior written approval of the Company. Any unauthorized alteration, forgery or falsification of the content or appearance of this document is unlawful and offenders may be prosecuted to the fullest extent of the law. Unless otherwise stated the results shown in this test report refer only to the sample(s) tested and such sample(s) are retained for 90 days only."




RF connected test					
Item	Test Equipment	Manufacturer	Model No.	Inventory No.	Cal.Due date (yyyy-mm-dd))
1	DC Power Supply	Zhao Xin	RXN-305D	SEL0117	2013-10-24
2	Humidity/ Temperature Indicator	HYGRO	ZJ1-2B	SEL0033	2013-10-24
3	Spectrum Analyzer	Rohde & Schwarz	FSP	SEL0154	2013-10-24
4	Coaxial cable	SGS	N/A	SEL0178	2013-05-29
5	Coaxial cable	SGS	N/A	SEL0179	2013-05-29
6	Barometer	ChangChun	DYM3	SEL0088	2013-05-24
7	Signal Generator	Rohde & Schwarz	SML03	SEL0068	2013-05-17
8	Band filter	amideon	82346	SEL0094	2013-05-17
9	POWER METER	R & S	NRVS	SEL0144	2013-10-24
10	Attenuator	Beijin feihang taida	TST-2-6dB	SEL0205	2013-05-17
11	Power Divider(splitter)	Agilent Technologies	11636B	SEL0130	2013-10-24

**Note: The calibration interval is one year, all the instruments are valid.**

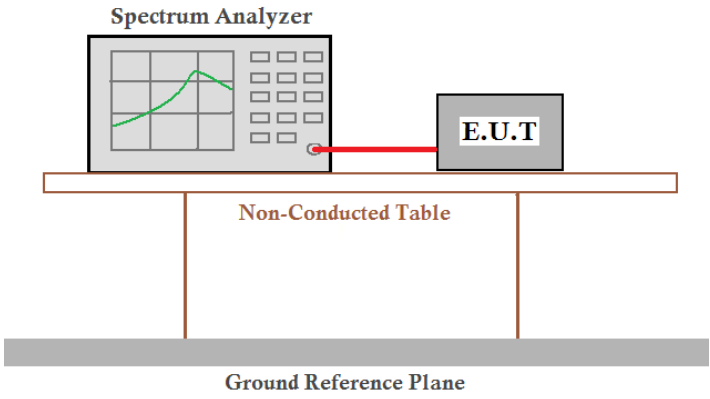


## 5 Test results and Measurement Data

### 5.1 Antenna Requirement

<b>Standard requirement:</b>	47 CFR Part 15C Section 15.203 /247(c)
<p>15.203 requirement:</p> <p>An intentional radiator shall be designed to ensure that no antenna other than that furnished by the responsible party shall be used with the device. The use of a permanently attached antenna or of an antenna that uses a unique coupling to the intentional radiator, the manufacturer may design the unit so that a broken antenna can be replaced by the user, but the use of a standard antenna jack or electrical connector is prohibited.</p> <p>15.247(b) (4) requirement:</p> <p>The conducted output power limit specified in paragraph (b) of this section is based on the use of antennas with directional gains that do not exceed 6 dBi. Except as shown in paragraph (c) of this section, if transmitting antennas of directional gain greater than 6 dBi are used, the conducted output power from the intentional radiator shall be reduced below the stated values in paragraphs (b)(1), (b)(2), and (b)(3) of this section, as appropriate, by the amount in dB that the directional gain of the antenna exceeds 6 dBi.</p>	
<b>EUT Antenna:</b>	
<p>The antenna is integrated on the main PCB and no consideration of replacement. The best case gain of the antenna is 0.34dBi.</p>	
	

## 5.2 Conducted Peak Output Power

Test Requirement:	47 CFR Part 15C Section 15.247 (b)(3)
Test Method:	KDB558074 D01
Test Setup:	 <p><i>Remark:</i> Offset the High-Frequency cable loss 1.5dB in the spectrum analyzer.</p>
Test Instruments:	Refer to section 4.10 for details
Exploratory Test Mode:	Transmitting mode
Final Test Mode:	Through Pre-scan, find the 11Mbps of rate is the worst case of 802.11b; 54Mbps of rate is the worst case of 802.11g .
Limit:	30dBm
Test Results:	Pass



Pre-scan under all rate at lowest channel 1								
Mode	802.11b							
Data Rate	1Mbps	2Mbps	5.5Mbps	11Mbps				
Power (dBm)	10.58	10.63	10.79	10.98				
Mode	802.11g							
Data Rate	6Mbps	9Mbps	12Mbps	18Mbps	24Mbps	36Mbps	48Mbps	54Mbps
Power (dBm)	10.75	10.87	10.95	11.01	11.12	11.29	11.43	11.61
Through Pre-scan, 1Mbps of rate is the worst case of 802.11b; 6Mbps of rate is the worst case of 802.11g.								

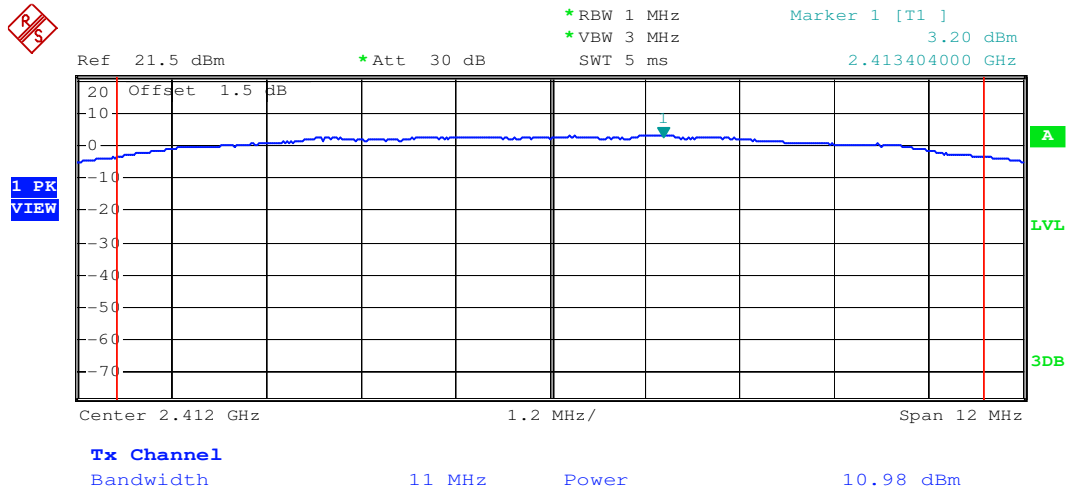
**Measurement Data**

802.11b mode			
Test channel	Peak Output Power (dBm)	Limit (dBm)	Result
Lowest	10.98	30.00	Pass
Middle	10.75	30.00	Pass
Highest	10.77	30.00	Pass
802.11g mode			
Test channel	Peak Output Power (dBm)	Limit (dBm)	Result
Lowest	11.61	30.00	Pass
Middle	11.29	30.00	Pass
Highest	10.78	30.00	Pass

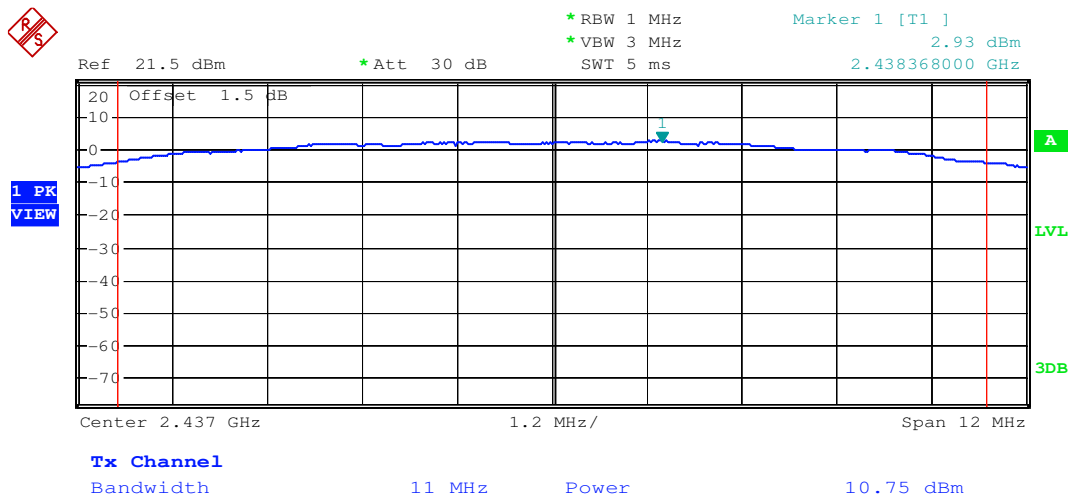


Test plot as follows:

Test mode:	802.11b	Test channel:	Lowest
------------	---------	---------------	--------



Test mode:	802.11b	Test channel:	Middle
------------	---------	---------------	--------



"This document is issued by the Company subject to its General Conditions of Service printed overleaf, available on request or accessible at [www.sgs.com/terms\\_and\\_conditions.htm](http://www.sgs.com/terms_and_conditions.htm) and, for electronic format documents, subject to Terms and Conditions for Electronic Documents at [www.sgs.com/terms\\_e-document.htm](http://www.sgs.com/terms_e-document.htm). Attention is drawn to the limitation of liability, indemnification and jurisdiction issues defined therein. Any holder of this document is advised that information contained hereon reflects the Company's findings at the time of its intervention only and within the limits of Client's instructions, if any. The Company's sole responsibility is to its Client and this document does not exonerate parties to a transaction from exercising all their rights and obligations under the transaction documents. This document cannot be reproduced except in full, without prior written approval of the Company. Any unauthorized alteration, forgery or falsification of the content or appearance of this document is unlawful and offenders may be prosecuted to the fullest extent of the law. Unless otherwise stated the results shown in this test report refer only to the sample(s) tested and such sample(s) are retained for 90 days only."

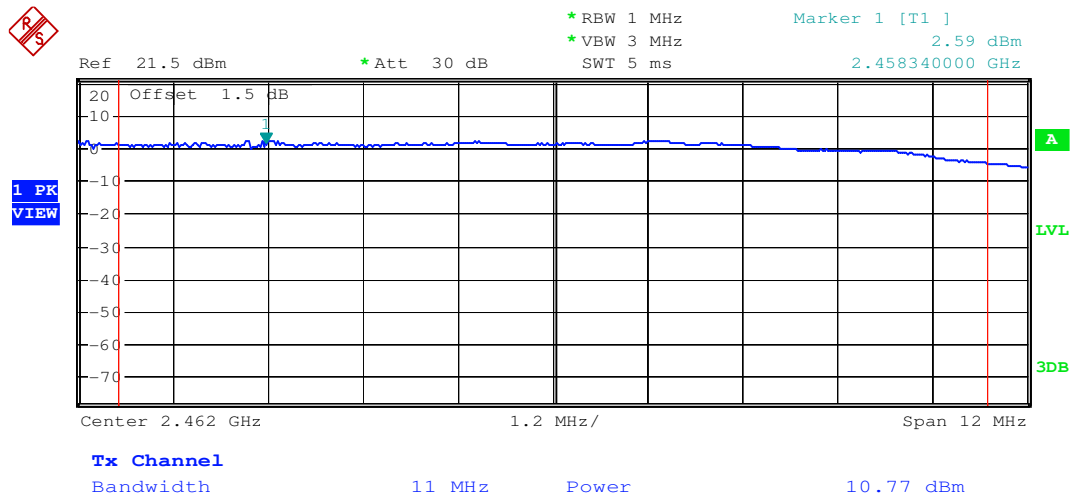


# SGS-CSTC Standards Technical Services Ltd.

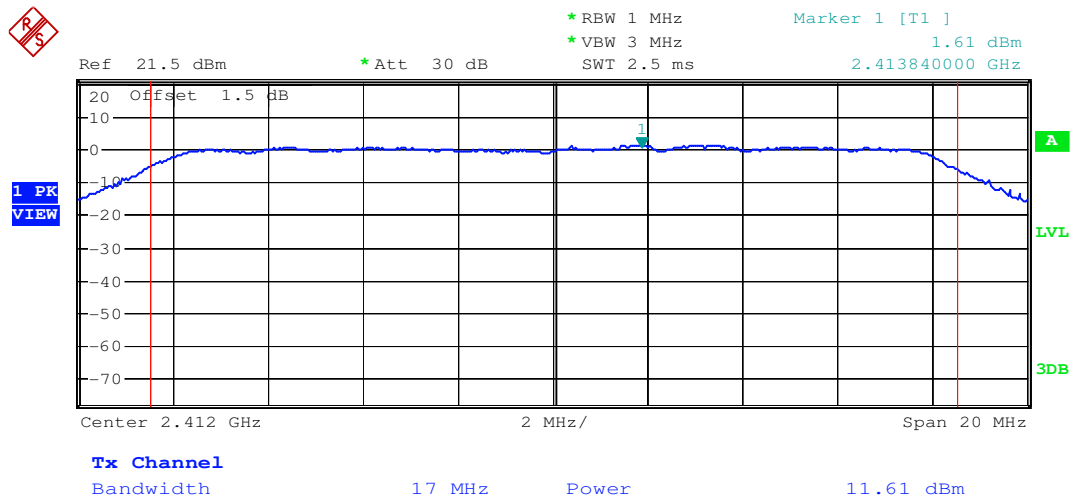
Report No.: SZEM121000572901

Page: 13 of 49

Test mode:	802.11b	Test channel:	Highest
------------	---------	---------------	---------



Test mode:	802.11g	Test channel:	Lowest
------------	---------	---------------	--------



"This document is issued by the Company subject to its General Conditions of Service printed overleaf, available on request or accessible at [www.sgs.com/terms\\_and\\_conditions.htm](http://www.sgs.com/terms_and_conditions.htm) and, for electronic format documents, subject to Terms and Conditions for Electronic Documents at [www.sgs.com/terms\\_e-document.htm](http://www.sgs.com/terms_e-document.htm). Attention is drawn to the limitation of liability, indemnification and jurisdiction issues defined therein. Any holder of this document is advised that information contained hereon reflects the Company's findings at the time of its intervention only and within the limits of Client's instructions, if any. The Company's sole responsibility is to its Client and this document does not exonerate parties to a transaction from exercising all their rights and obligations under the transaction documents. This document cannot be reproduced except in full, without prior written approval of the Company. Any unauthorized alteration, forgery or falsification of the content or appearance of this document is unlawful and offenders may be prosecuted to the fullest extent of the law. Unless otherwise stated the results shown in this test report refer only to the sample(s) tested and such sample(s) are retained for 90 days only."

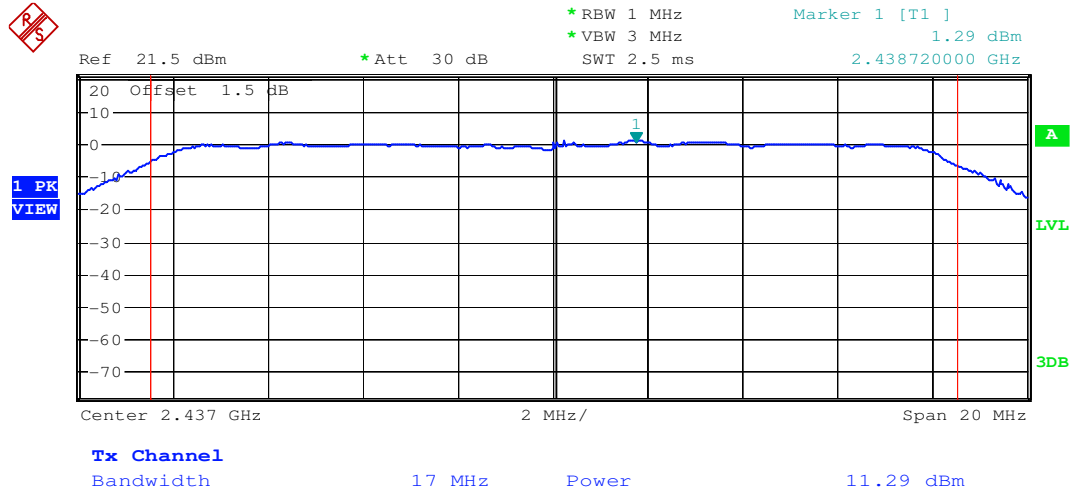


# SGS-CSTC Standards Technical Services Ltd.

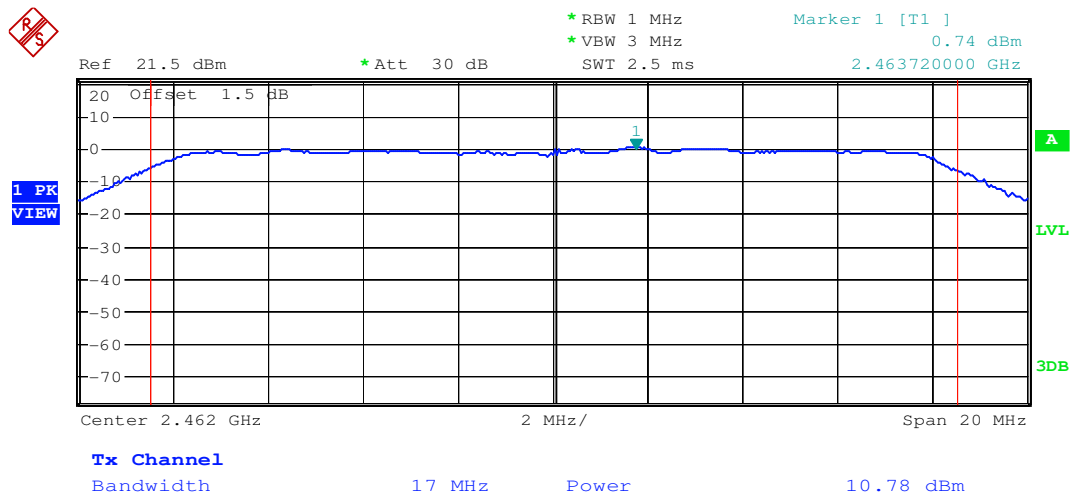
Report No.: SZEM121000572901

Page: 14 of 49

Test mode:	802.11g	Test channel:	Middle
------------	---------	---------------	--------

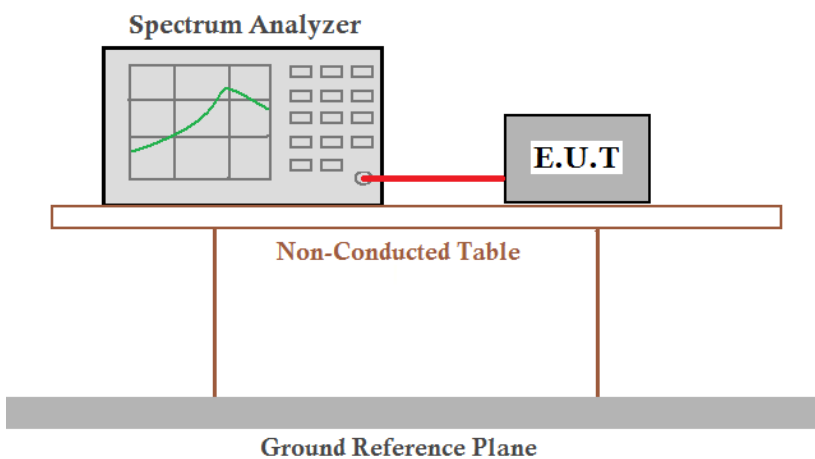


Test mode:	802.11g	Test channel:	Highest
------------	---------	---------------	---------



"This document is issued by the Company subject to its General Conditions of Service printed overleaf, available on request or accessible at [www.sgs.com/terms\\_and\\_conditions.htm](http://www.sgs.com/terms_and_conditions.htm) and, for electronic format documents, subject to Terms and Conditions for Electronic Documents at [www.sgs.com/terms\\_e-document.htm](http://www.sgs.com/terms_e-document.htm). Attention is drawn to the limitation of liability, indemnification and jurisdiction issues defined therein. Any holder of this document is advised that information contained hereon reflects the Company's findings at the time of its intervention only and within the limits of Client's instructions, if any. The Company's sole responsibility is to its Client and this document does not exonerate parties to a transaction from exercising all their rights and obligations under the transaction documents. This document cannot be reproduced except in full, without prior written approval of the Company. Any unauthorized alteration, forgery or falsification of the content or appearance of this document is unlawful and offenders may be prosecuted to the fullest extent of the law. Unless otherwise stated the results shown in this test report refer only to the sample(s) tested and such sample(s) are retained for 90 days only."

### 5.3 6dB Occupy Bandwidth

Test Requirement:	47 CFR Part 15C Section 15.247 (a)(2)
Test Method:	KDB558074 D01
Test Setup:	
Instruments Used:	Refer to section 4.10 for details
Exploratory Test Mode:	Transmitting mode
Final Test Mode:	Through Pre-scan, find the 11Mbps of rate is the worst case of 802.11b; 54Mbps of rate is the worst case of 802.11g.
Limit:	$\geq 500$ kHz
Test Results:	Pass

#### Measurement Data

802.11b mode			
Test channel	6dB Occupy Bandwidth (MHz)	Limit (kHz)	Result
Lowest	10.26	$\geq 500$	Pass
Middle	10.32	$\geq 500$	Pass
Highest	10.32	$\geq 500$	Pass
802.11g mode			
Test channel	6dB Occupy Bandwidth (MHz)	Limit (kHz)	Result
Lowest	16.68	$\geq 500$	Pass
Middle	16.68	$\geq 500$	Pass
Highest	16.50	$\geq 500$	Pass





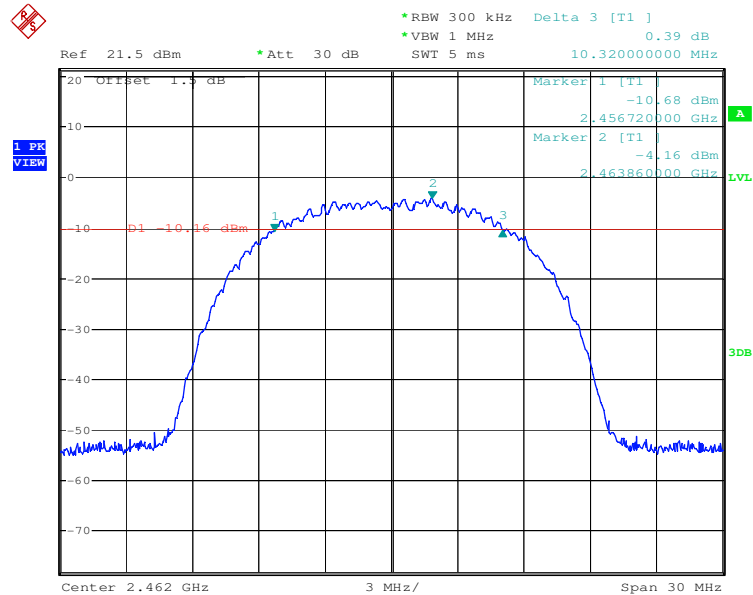


# SGS-CSTC Standards Technical Services Ltd.

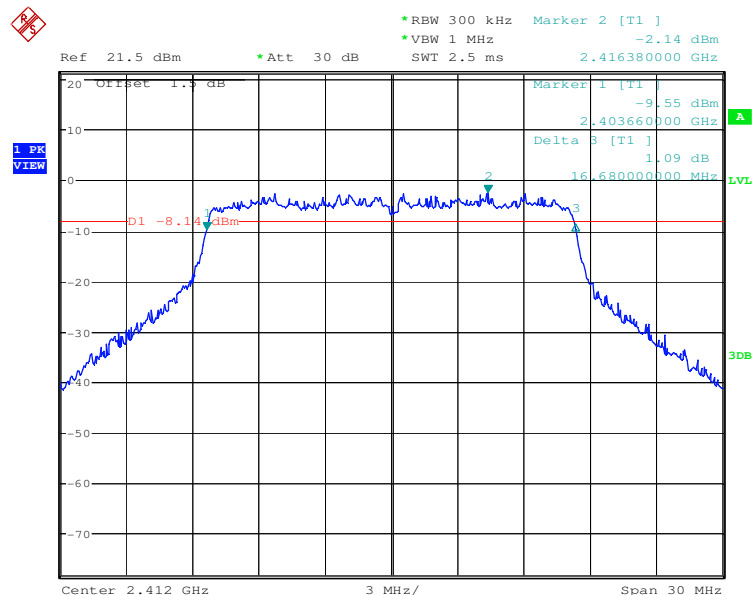
Report No.: SZEM121000572901

Page: 17 of 49

Test mode:	802.11b	Test channel:	Highest
------------	---------	---------------	---------



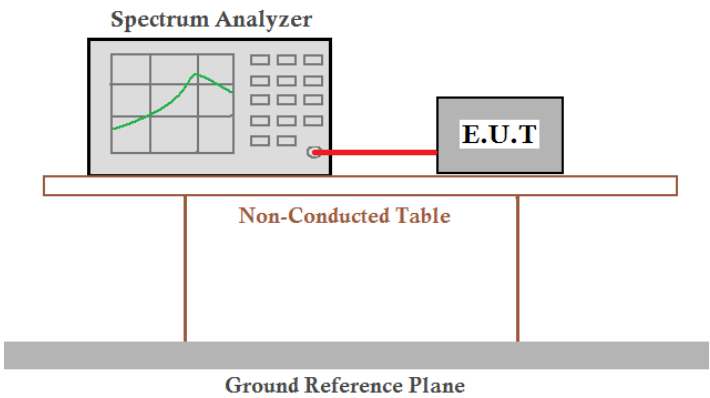
Test mode:	802.11g	Test channel:	Lowest
------------	---------	---------------	--------



"This document is issued by the Company subject to its General Conditions of Service printed overleaf, available on request or accessible at [www.sgs.com/terms\\_and\\_conditions.htm](http://www.sgs.com/terms_and_conditions.htm) and, for electronic format documents, subject to Terms and Conditions for Electronic Documents at [www.sgs.com/terms\\_e-document.htm](http://www.sgs.com/terms_e-document.htm). Attention is drawn to the limitation of liability, indemnification and jurisdiction issues defined therein. Any holder of this document is advised that information contained hereon reflects the Company's findings at the time of its intervention only and within the limits of Client's instructions, if any. The Company's sole responsibility is to its Client and this document does not exonerate parties to a transaction from exercising all their rights and obligations under the transaction documents. This document cannot be reproduced except in full, without prior written approval of the Company. Any unauthorized alteration, forgery or falsification of the content or appearance of this document is unlawful and offenders may be prosecuted to the fullest extent of the law. Unless otherwise stated the results shown in this test report refer only to the sample(s) tested and such sample(s) are retained for 90 days only."



## 5.4 Power Spectral Density

Test Requirement:	47 CFR Part 15C Section 15.247 (e)
Test Method:	KDB558074 D01
Test Setup:	 <p><i>Remark:</i> Offset the High-Frequency cable loss 1.5dB in the spectrum analyzer.</p>
Test Instruments:	Refer to section 4.10 for details
Exploratory Test Mode:	Transmitting mode
Final Test Mode:	Through Pre-scan, find the 11Mbps of rate is the worst case of 802.11b; 54Mbps of rate is the worst case of 802.11g .
Limit:	≤8.00dBm
Test Results:	Pass
Remark:	Scale the observed power level to an equivalent level in 3 kHz by adjusting (reducing) the measured power by a bandwidth correction factor (BWCF) where: $BWCF = 10\log(3\text{kHz}/100\text{ kHz} = -15.2\text{ dB})$ .

**Measurement Data**

802.11b mode			
Test channel	Power Spectral Density (dBm)	Limit (dBm)	Result
Lowest	-21.29	≤8.00	Pass
Middle	-21.26	≤8.00	Pass
Highest	-21.91	≤8.00	Pass
802.11g mode			
Test channel	Power Spectral Density (dBm)	Limit (dBm)	Result
Lowest	-23.26	≤8.00	Pass
Middle	-23.43	≤8.00	Pass
Highest	-23.97	≤8.00	Pass

"This document is issued by the Company subject to its General Conditions of Service printed overleaf, available on request or accessible at [www.sgs.com/terms\\_and\\_conditions.htm](http://www.sgs.com/terms_and_conditions.htm) and, for electronic format documents, subject to Terms and Conditions for Electronic Documents at [www.sgs.com/terms\\_e-document.htm](http://www.sgs.com/terms_e-document.htm). Attention is drawn to the limitation of liability, indemnification and jurisdiction issues defined therein. Any holder of this document is advised that information contained hereon reflects the Company's findings at the time of its intervention only and within the limits of Client's instructions, if any. The Company's sole responsibility is to its Client and this document does not exonerate parties to a transaction from exercising all their rights and obligations under the transaction documents. This document cannot be reproduced except in full, without prior written approval of the Company. Any unauthorized alteration, forgery or falsification of the content or appearance of this document is unlawful and offenders may be prosecuted to the fullest extent of the law. Unless otherwise stated the results shown in this test report refer only to the sample(s) tested and such sample(s) are retained for 90 days only."



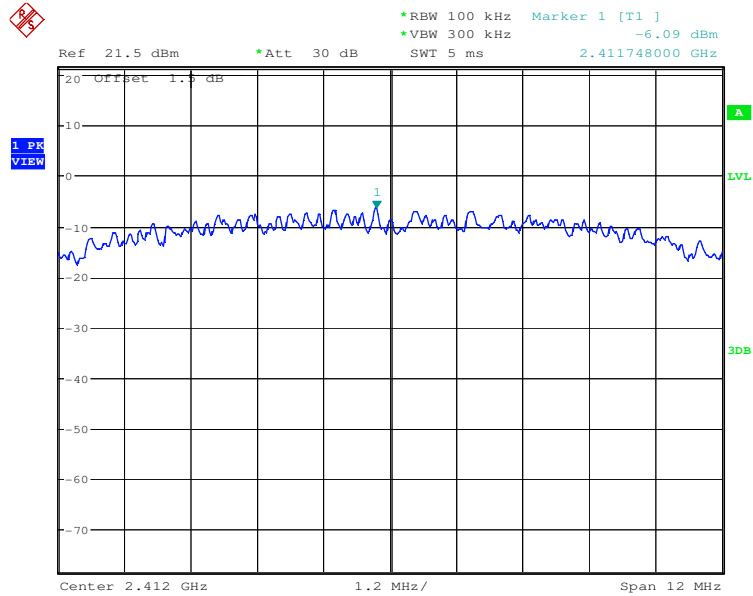
# SGS-CSTC Standards Technical Services Ltd.

Report No.: SZEM121000572901

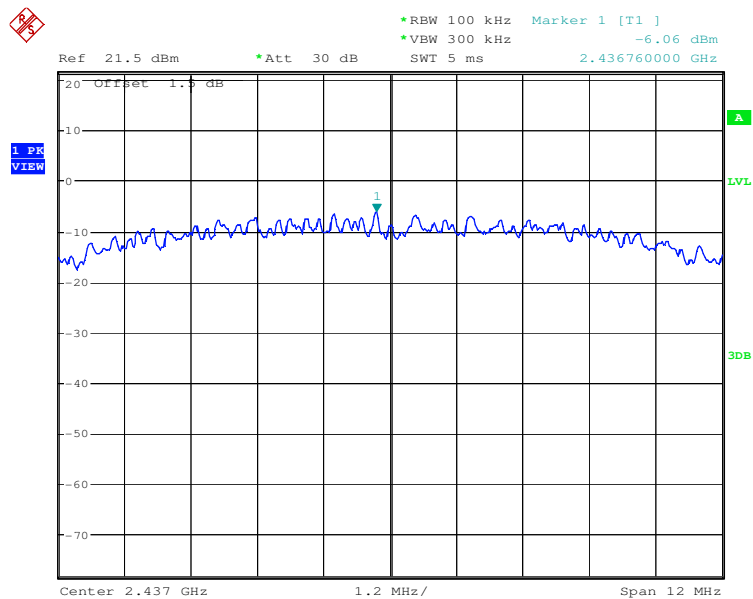
Page: 21 of 49

Test plot as follows:

Test mode:	802.11b	Test channel:	Lowest
------------	---------	---------------	--------



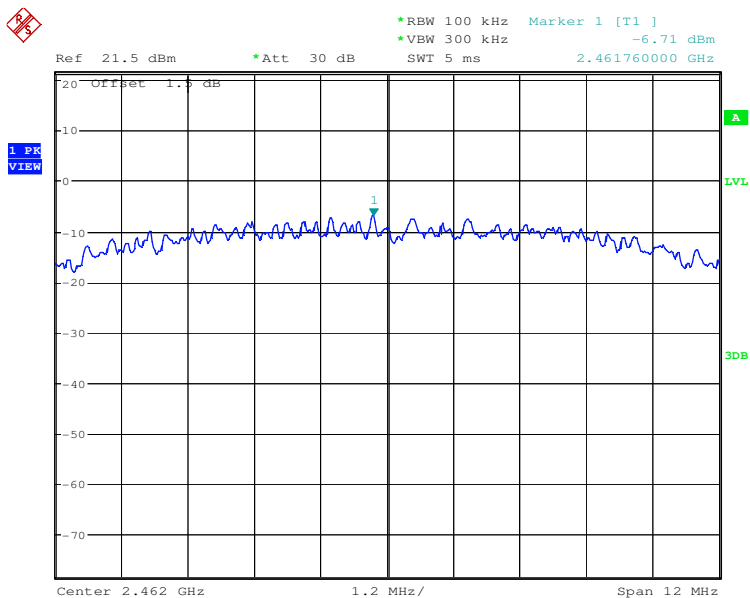
Test mode:	802.11b	Test channel:	Middle
------------	---------	---------------	--------



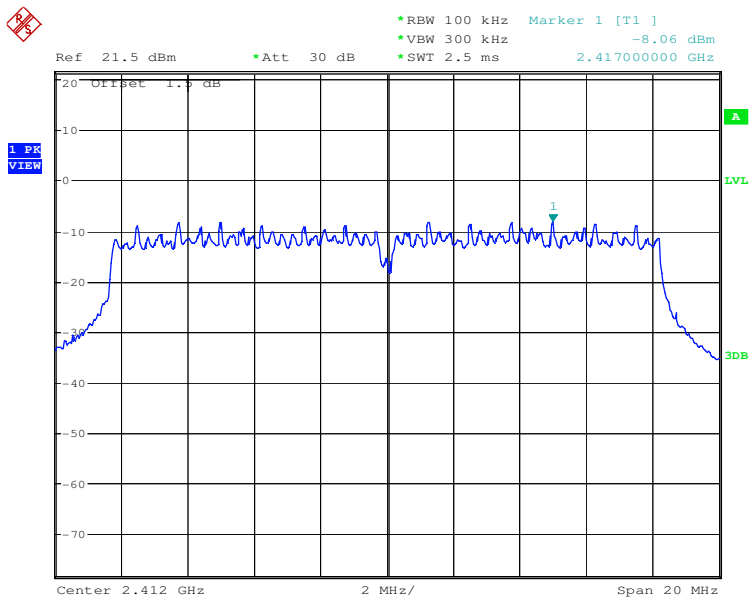
"This document is issued by the Company subject to its General Conditions of Service printed overleaf, available on request or accessible at [www.sgs.com/terms\\_and\\_conditions.htm](http://www.sgs.com/terms_and_conditions.htm) and, for electronic format documents, subject to Terms and Conditions for Electronic Documents at [www.sgs.com/terms\\_e-document.htm](http://www.sgs.com/terms_e-document.htm). Attention is drawn to the limitation of liability, indemnification and jurisdiction issues defined therein. Any holder of this document is advised that information contained hereon reflects the Company's findings at the time of its intervention only and within the limits of Client's instructions, if any. The Company's sole responsibility is to its Client and this document does not exonerate parties to a transaction from exercising all their rights and obligations under the transaction documents. This document cannot be reproduced except in full, without prior written approval of the Company. Any unauthorized alteration, forgery or falsification of the content or appearance of this document is unlawful and offenders may be prosecuted to the fullest extent of the law. Unless otherwise stated the results shown in this test report refer only to the sample(s) tested and such sample(s) are retained for 90 days only."



Test mode:	802.11b	Test channel:	Highest
------------	---------	---------------	---------



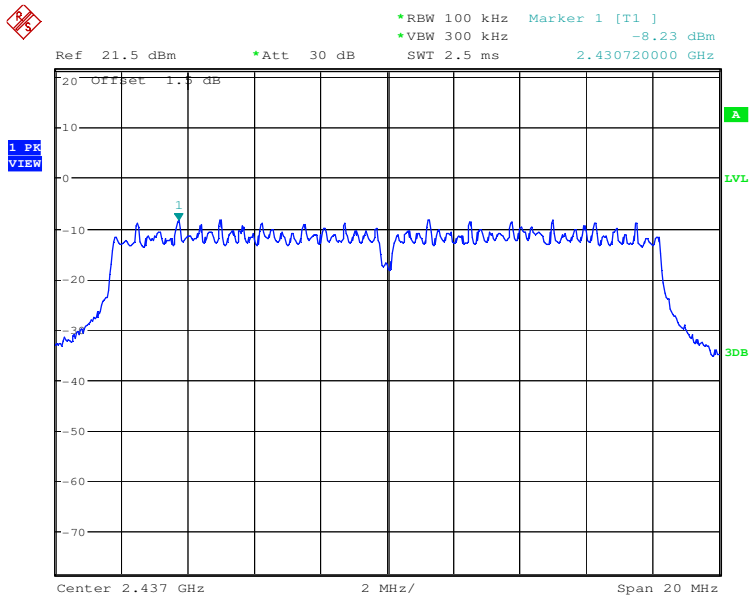
Test mode:	802.11g	Test channel:	Lowest
------------	---------	---------------	--------



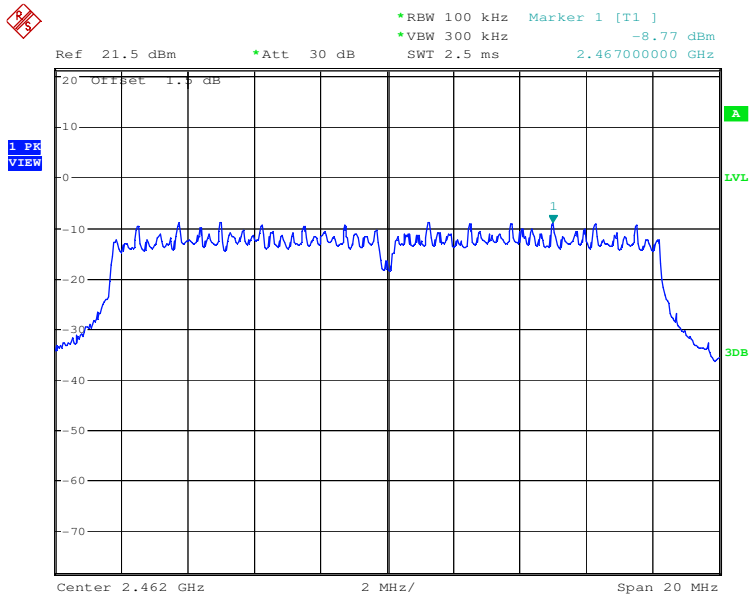
"This document is issued by the Company subject to its General Conditions of Service printed overleaf, available on request or accessible at [www.sgs.com/terms\\_and\\_conditions.htm](http://www.sgs.com/terms_and_conditions.htm) and, for electronic format documents, subject to Terms and Conditions for Electronic Documents at [www.sgs.com/terms\\_e-document.htm](http://www.sgs.com/terms_e-document.htm). Attention is drawn to the limitation of liability, indemnification and jurisdiction issues defined therein. Any holder of this document is advised that information contained hereon reflects the Company's findings at the time of its intervention only and within the limits of Client's instructions, if any. The Company's sole responsibility is to its Client and this document does not exonerate parties to a transaction from exercising all their rights and obligations under the transaction documents. This document cannot be reproduced except in full, without prior written approval of the Company. Any unauthorized alteration, forgery or falsification of the content or appearance of this document is unlawful and offenders may be prosecuted to the fullest extent of the law. Unless otherwise stated the results shown in this test report refer only to the sample(s) tested and such sample(s) are retained for 90 days only."



Test mode:	802.11g	Test channel:	Middle
------------	---------	---------------	--------

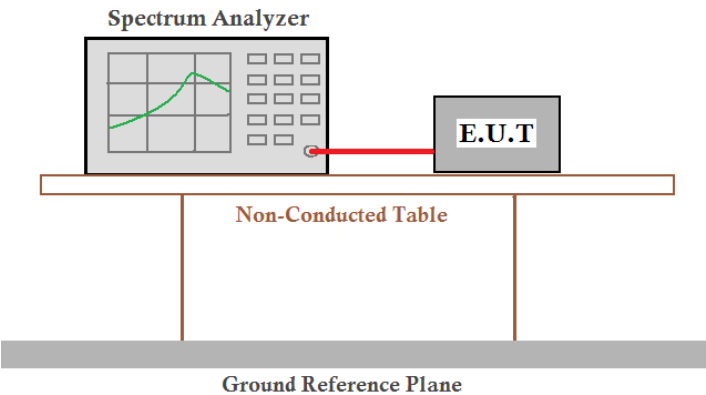


Test mode:	802.11g	Test channel:	Highest
------------	---------	---------------	---------



“This document is issued by the Company subject to its General Conditions of Service printed overleaf, available on request or accessible at [www.sgs.com/terms\\_and\\_conditions.htm](http://www.sgs.com/terms_and_conditions.htm) and, for electronic format documents, subject to Terms and Conditions for Electronic Documents at [www.sgs.com/terms\\_e-document.htm](http://www.sgs.com/terms_e-document.htm). Attention is drawn to the limitation of liability, indemnification and jurisdiction issues defined therein. Any holder of this document is advised that information contained hereon reflects the Company’s findings at the time of its intervention only and within the limits of Client’s instructions, if any. The Company’s sole responsibility is to its Client and this document does not exonerate parties to a transaction from exercising all their rights and obligations under the transaction documents. This document cannot be reproduced except in full, without prior written approval of the Company. Any unauthorized alteration, forgery or falsification of the content or appearance of this document is unlawful and offenders may be prosecuted to the fullest extent of the law. Unless otherwise stated the results shown in this test report refer only to the sample(s) tested and such sample(s) are retained for 90 days only.”

## 5.5 Band-edge for RF Conducted Emissions

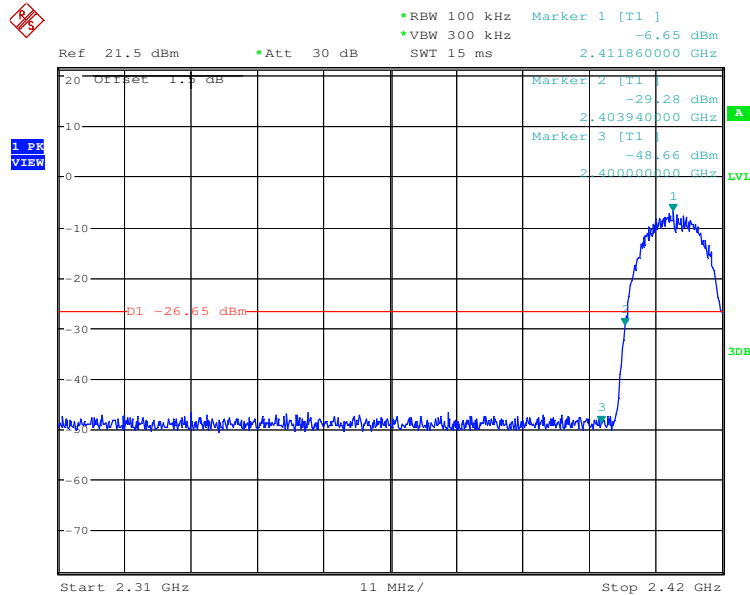
Test Requirement:	47 CFR Part 15C Section 15.247 (d)
Test Method:	KDB558074 D01
Test Setup:	 <p><i>Remark:</i> Offset the High-Frequency cable loss 1.5dB in the spectrum analyzer.</p>
Exploratory Test Mode:	Transmitting mode
Final Test Mode:	Through Pre-scan, find the 11Mbps of rate is the worst case of 802.11b; 54Mbps of rate is the worst case of 802.11g.
Limit:	In any 100 kHz bandwidth outside the frequency band in which the spread spectrum intentional radiator is operating, the radio frequency power that is produced by the intentional radiator shall be at least 20 dB below that in the 100 kHz bandwidth within the band that contains the highest level of the desired power, based on either an RF conducted or a radiated measurement.
Instruments Used:	Refer to section 4.10 for details
Test Results:	Pass



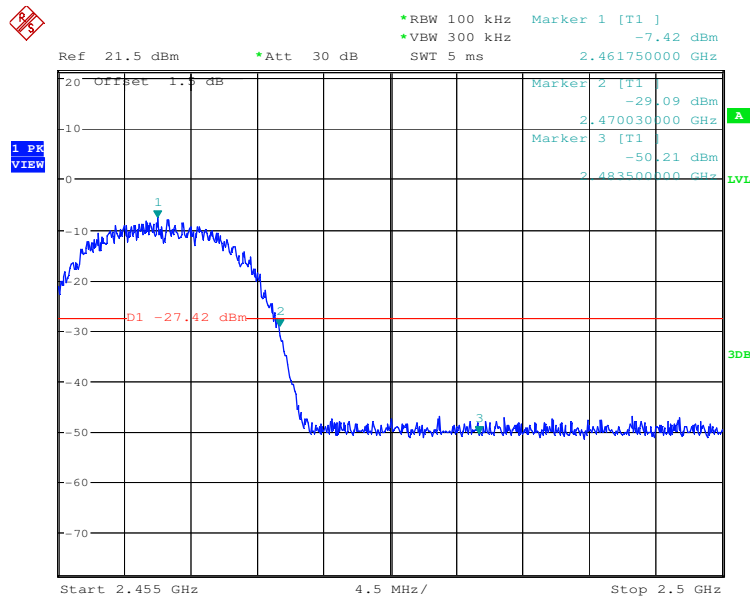


Test plot as follows:

Test mode:	802.11b	Test channel:	Lowest
------------	---------	---------------	--------



Test mode:	802.11b	Test channel:	Highest
------------	---------	---------------	---------



"This document is issued by the Company subject to its General Conditions of Service printed overleaf, available on request or accessible at [www.sgs.com/terms\\_and\\_conditions.htm](http://www.sgs.com/terms_and_conditions.htm) and, for electronic format documents, subject to Terms and Conditions for Electronic Documents at [www.sgs.com/terms\\_e-document.htm](http://www.sgs.com/terms_e-document.htm). Attention is drawn to the limitation of liability, indemnification and jurisdiction issues defined therein. Any holder of this document is advised that information contained hereon reflects the Company's findings at the time of its intervention only and within the limits of Client's instructions, if any. The Company's sole responsibility is to its Client and this document does not exonerate parties to a transaction from exercising all their rights and obligations under the transaction documents. This document cannot be reproduced except in full, without prior written approval of the Company. Any unauthorized alteration, forgery or falsification of the content or appearance of this document is unlawful and offenders may be prosecuted to the fullest extent of the law. Unless otherwise stated the results shown in this test report refer only to the sample(s) tested and such sample(s) are retained for 90 days only."

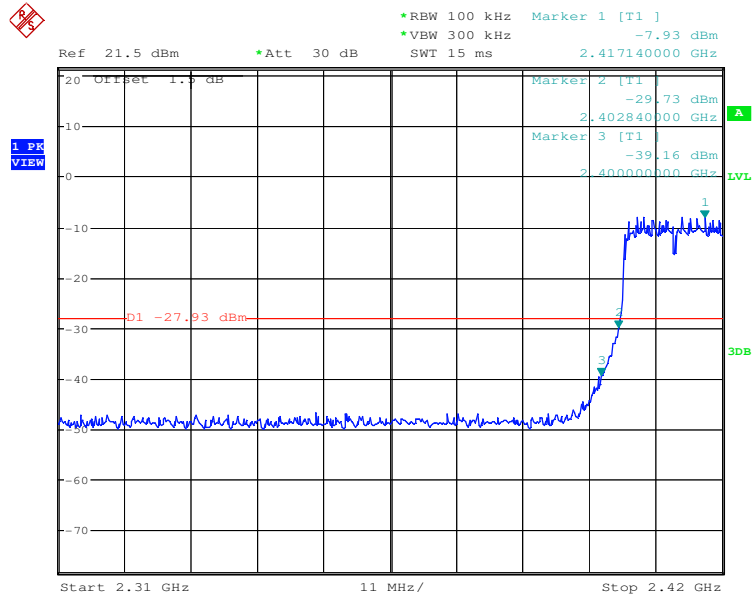


# SGS-CSTC Standards Technical Services Ltd.

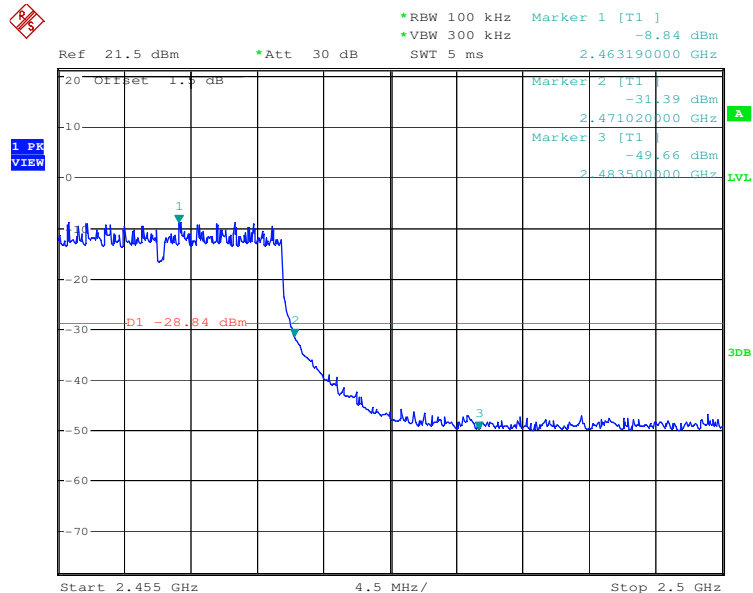
Report No.: SZEM121000572901

Page: 26 of 49

Test mode:	802.11g	Test channel:	Lowest
------------	---------	---------------	--------

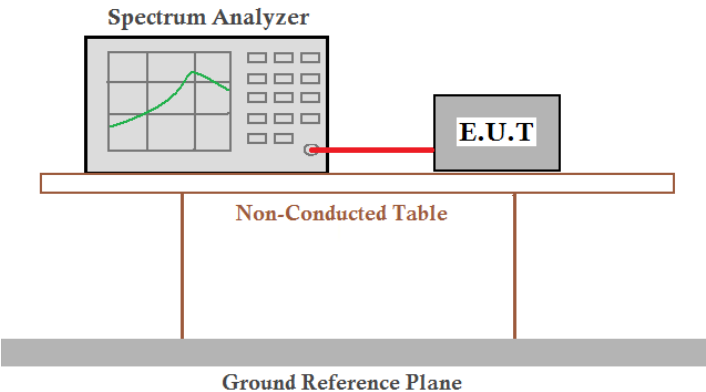


Test mode:	802.11g	Test channel:	Highest
------------	---------	---------------	---------



"This document is issued by the Company subject to its General Conditions of Service printed overleaf, available on request or accessible at [www.sgs.com/terms\\_and\\_conditions.htm](http://www.sgs.com/terms_and_conditions.htm) and, for electronic format documents, subject to Terms and Conditions for Electronic Documents at [www.sgs.com/terms\\_e-document.htm](http://www.sgs.com/terms_e-document.htm). Attention is drawn to the limitation of liability, indemnification and jurisdiction issues defined therein. Any holder of this document is advised that information contained hereon reflects the Company's findings at the time of its intervention only and within the limits of Client's instructions, if any. The Company's sole responsibility is to its Client and this document does not exonerate parties to a transaction from exercising all their rights and obligations under the transaction documents. This document cannot be reproduced except in full, without prior written approval of the Company. Any unauthorized alteration, forgery or falsification of the content or appearance of this document is unlawful and offenders may be prosecuted to the fullest extent of the law. Unless otherwise stated the results shown in this test report refer only to the sample(s) tested and such sample(s) are retained for 90 days only."

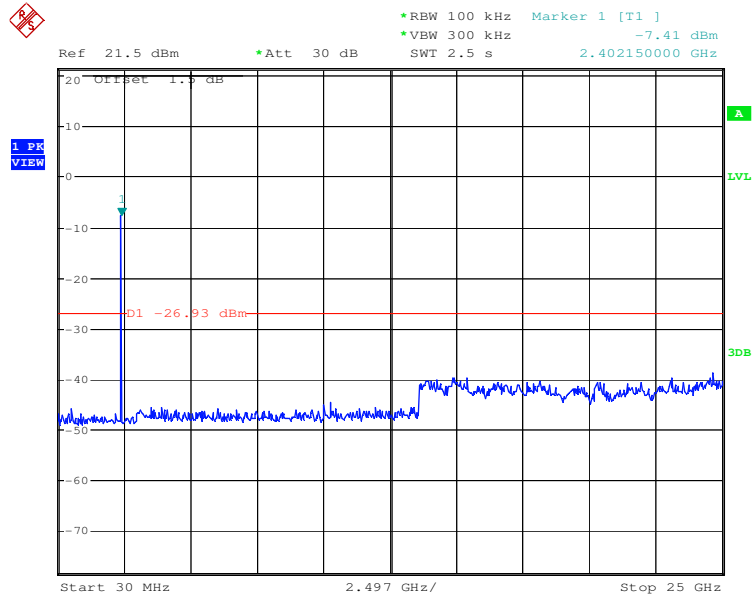
## 5.6 RF Conducted Spurious Emissions

Test Requirement:	47 CFR Part 15C Section 15.247 (d)
Test Method:	KDB558074 D01
Test Setup:	 <p><i>Remark:</i> Offset the High-Frequency cable loss 1.5dB in the spectrum analyzer.</p>
Exploratory Test Mode:	Transmitting mode
Final Test Mode:	Through Pre-scan, find the 11Mbps of rate is the worst case of 802.11b; 54Mbps of rate is the worst case of 802.11g .
Limit:	In any 100 kHz bandwidth outside the frequency band in which the spread spectrum intentional radiator is operating, the radio frequency power that is produced by the intentional radiator shall be at least 20 dB below that in the 100 kHz bandwidth within the band that contains the highest level of the desired power, based on either an RF conducted or a radiated measurement.
Instruments Used:	Refer to section 4.10 for details
Test Results:	Pass

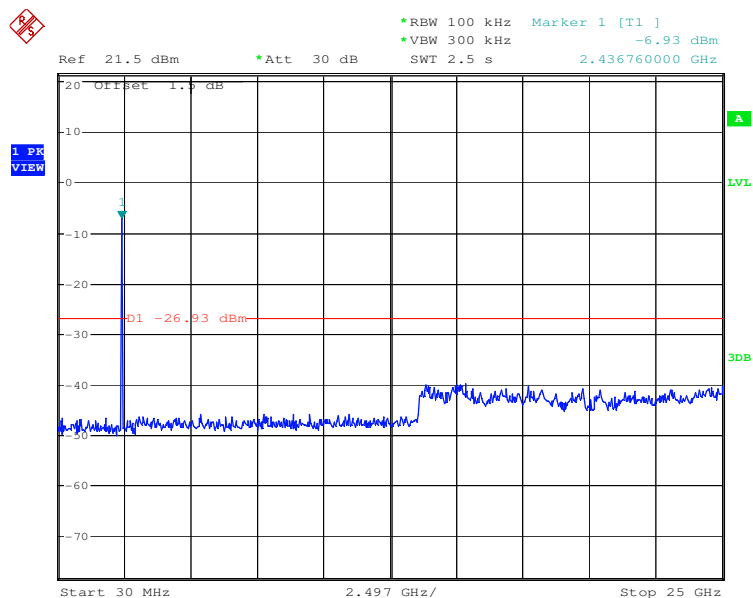


Test plot as follows:

Test mode:	802.11b	Test channel:	Lowest
------------	---------	---------------	--------



Test mode:	802.11b	Test channel:	Middle
------------	---------	---------------	--------



"This document is issued by the Company subject to its General Conditions of Service printed overleaf, available on request or accessible at [www.sgs.com/terms\\_and\\_conditions.htm](http://www.sgs.com/terms_and_conditions.htm) and, for electronic format documents, subject to Terms and Conditions for Electronic Documents at [www.sgs.com/terms\\_e-document.htm](http://www.sgs.com/terms_e-document.htm). Attention is drawn to the limitation of liability, indemnification and jurisdiction issues defined therein. Any holder of this document is advised that information contained hereon reflects the Company's findings at the time of its intervention only and within the limits of Client's instructions, if any. The Company's sole responsibility is to its Client and this document does not exonerate parties to a transaction from exercising all their rights and obligations under the transaction documents. This document cannot be reproduced except in full, without prior written approval of the Company. Any unauthorized alteration, forgery or falsification of the content or appearance of this document is unlawful and offenders may be prosecuted to the fullest extent of the law. Unless otherwise stated the results shown in this test report refer only to the sample(s) tested and such sample(s) are retained for 90 days only."

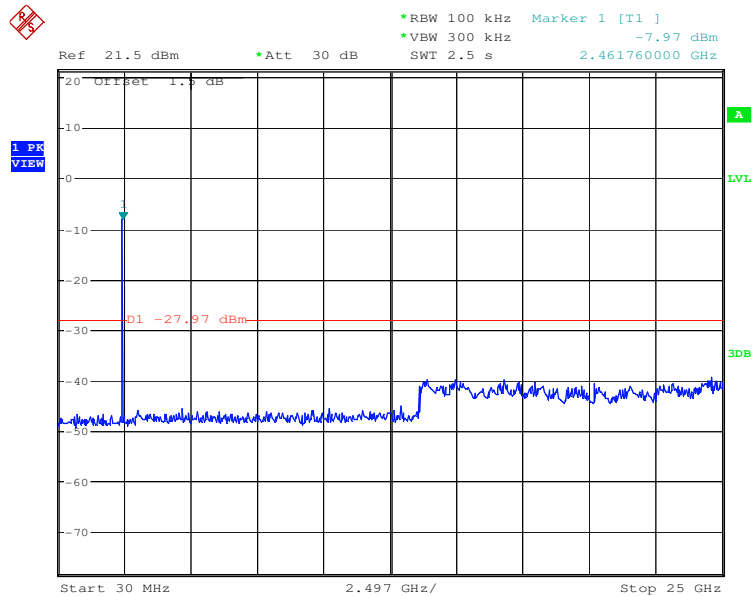


# SGS-CSTC Standards Technical Services Ltd.

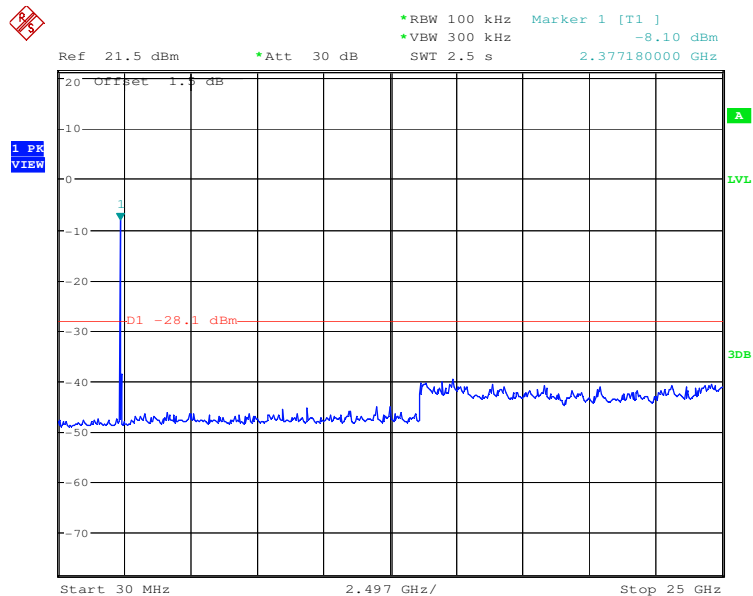
Report No.: SZEM121000572901

Page: 29 of 49

Test mode:	802.11b	Test channel:	Highest
------------	---------	---------------	---------



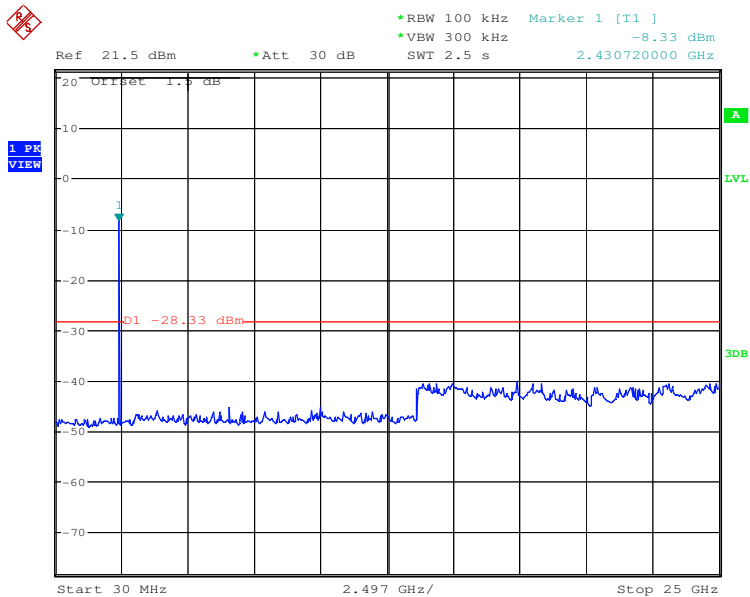
Test mode:	802.11g	Test channel:	Lowest
------------	---------	---------------	--------



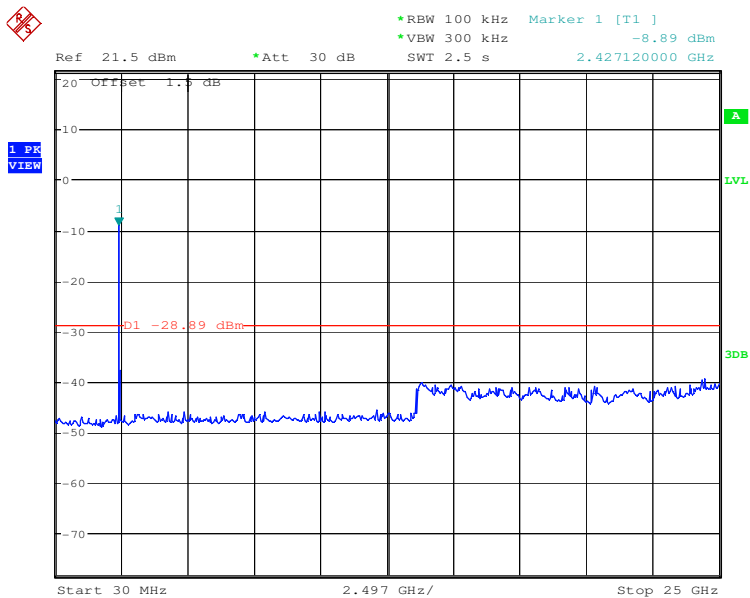
"This document is issued by the Company subject to its General Conditions of Service printed overleaf, available on request or accessible at [www.sgs.com/terms\\_and\\_conditions.htm](http://www.sgs.com/terms_and_conditions.htm) and, for electronic format documents, subject to Terms and Conditions for Electronic Documents at [www.sgs.com/terms\\_e-document.htm](http://www.sgs.com/terms_e-document.htm). Attention is drawn to the limitation of liability, indemnification and jurisdiction issues defined therein. Any holder of this document is advised that information contained hereon reflects the Company's findings at the time of its intervention only and within the limits of Client's instructions, if any. The Company's sole responsibility is to its Client and this document does not exonerate parties to a transaction from exercising all their rights and obligations under the transaction documents. This document cannot be reproduced except in full, without prior written approval of the Company. Any unauthorized alteration, forgery or falsification of the content or appearance of this document is unlawful and offenders may be prosecuted to the fullest extent of the law. Unless otherwise stated the results shown in this test report refer only to the sample(s) tested and such sample(s) are retained for 90 days only."



Test mode:	802.11g	Test channel:	Middle
------------	---------	---------------	--------



Test mode:	802.11g	Test channel:	Highest
------------	---------	---------------	---------



"This document is issued by the Company subject to its General Conditions of Service printed overleaf, available on request or accessible at [www.sgs.com/terms\\_and\\_conditions.htm](http://www.sgs.com/terms_and_conditions.htm) and, for electronic format documents, subject to Terms and Conditions for Electronic Documents at [www.sgs.com/terms\\_e-document.htm](http://www.sgs.com/terms_e-document.htm). Attention is drawn to the limitation of liability, indemnification and jurisdiction issues defined therein. Any holder of this document is advised that information contained hereon reflects the Company's findings at the time of its intervention only and within the limits of Client's instructions, if any. The Company's sole responsibility is to its Client and this document does not exonerate parties to a transaction from exercising all their rights and obligations under the transaction documents. This document cannot be reproduced except in full, without prior written approval of the Company. Any unauthorized alteration, forgery or falsification of the content or appearance of this document is unlawful and offenders may be prosecuted to the fullest extent of the law. Unless otherwise stated the results shown in this test report refer only to the sample(s) tested and such sample(s) are retained for 90 days only."



## 5.7 Radiated Spurious Emissions

Test Requirement:	47 CFR Part 15C Section 15.209 and 15.205				
Test Method:	ANSI C63.10 2009				
Test Site:	Measurement Distance: 3m (Semi-Anechoic Chamber)				
Receiver Setup:	Frequency	Detector	RBW	VBW	Remark
	0.009MHz-0.090MHz	Peak	10kHz	30kHz	Peak
	0.009MHz-0.090MHz	Average	10kHz	30kHz	Average
	0.090MHz-0.110MHz	Quasi-peak	10kHz	30kHz	Quasi-peak
	0.110MHz-0.490MHz	Peak	10kHz	30kHz	Peak
	0.110MHz-0.490MHz	Average	10kHz	30kHz	Average
	0.490MHz -30MHz	Quasi-peak	10kHz	30kHz	Quasi-peak
	30MHz-1GHz	Quasi-peak	100 kHz	300kHz	Quasi-peak
	Above 1GHz	Peak	1MHz	3MHz	Peak
		Peak	1MHz	10Hz	Average
Limit:	Frequency	Field strength (microvolt/meter)	Limit (dBuV/m)	Remark	Measurement distance (m)
	0.009MHz-0.490MHz	2400/F(kHz)	-	-	300
	0.490MHz-1.705MHz	24000/F(kHz)	-	-	30
	1.705MHz-30MHz	30	-	-	30
	30MHz-88MHz	100	40.0	Quasi-peak	3
	88MHz-216MHz	150	43.5	Quasi-peak	3
	216MHz-960MHz	200	46.0	Quasi-peak	3
	960MHz-1GHz	500	54.0	Quasi-peak	3
	Above 1GHz	500	54.0	Average	3
	Note: 15.35(b), Unless otherwise specified, the limit on peak radio frequency emissions is 20dB above the maximum permitted average emission limit applicable to the equipment under test. This peak limit applies to the total peak emission level radiated by the device.				

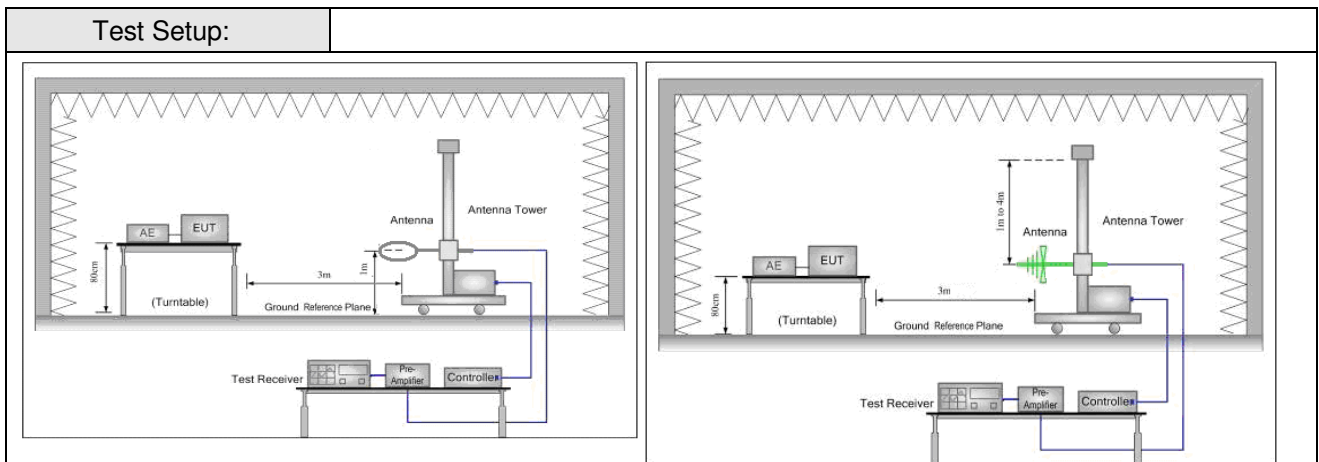


Figure 1. Below 30MHz

Figure 2. 30MHz to 1GHz

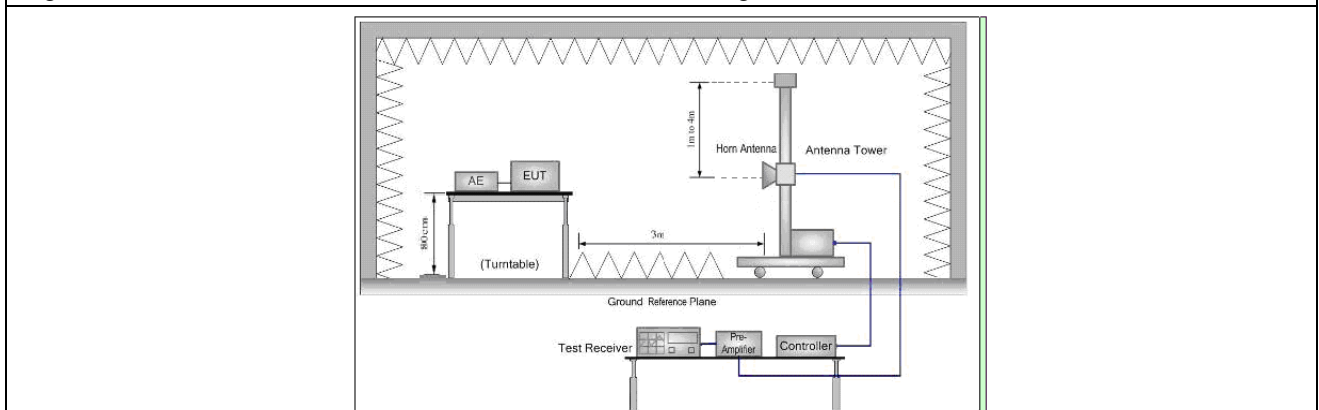


Figure 3. Above 1 GHz

<p><b>Test Procedure:</b></p>	<ol style="list-style-type: none"> <li>a. The EUT was placed on the top of a rotating table 0.8 meters above the ground at a 3 meter semi-anechoic chamber. The table was rotated 360 degrees to determine the position of the highest radiation.</li> <li>b. The EUT was set 3 meters away from the interference-receiving antenna, which was mounted on the top of a variable-height antenna tower.</li> <li>c. The antenna height is varied from one meter to four meters above the ground to determine the maximum value of the field strength. Both horizontal and vertical polarizations of the antenna are set to make the measurement.</li> <li>d. For each suspected emission, the EUT was arranged to its worst case and then the antenna was tuned to heights from 1 meter to 4 meters (for the test frequency of below 30MHz, the antenna was tuned to heights 1 meter) and the rotatable table was turned from 0 degrees to 360 degrees to find the maximum reading.</li> <li>e. The test-receiver system was set to Peak Detect Function and Specified Bandwidth with Maximum Hold Mode.</li> <li>f. If the emission level of the EUT in peak mode was 10dB lower than the limit specified, then testing could be stopped and the peak values of the EUT would be reported. Otherwise the emissions that did not have 10dB</li> </ol>
-------------------------------	---

"This document is issued by the Company subject to its General Conditions of Service printed overleaf, available on request or accessible at [www.sgs.com/terms\\_and\\_conditions.htm](http://www.sgs.com/terms_and_conditions.htm) and, for electronic format documents, subject to Terms and Conditions for Electronic Documents at [www.sgs.com/terms\\_e-document.htm](http://www.sgs.com/terms_e-document.htm). Attention is drawn to the limitation of liability, indemnification and jurisdiction issues defined therein. Any holder of this document is advised that information contained hereon reflects the Company's findings at the time of its intervention only and within the limits of Client's instructions, if any. The Company's sole responsibility is to its Client and this document does not exonerate parties to a transaction from exercising all their rights and obligations under the transaction documents. This document cannot be reproduced except in full, without prior written approval of the Company. Any unauthorized alteration, forgery or falsification of the content or appearance of this document is unlawful and offenders may be prosecuted to the fullest extent of the law. Unless otherwise stated the results shown in this test report refer only to the sample(s) tested and such sample(s) are retained for 90 days only."



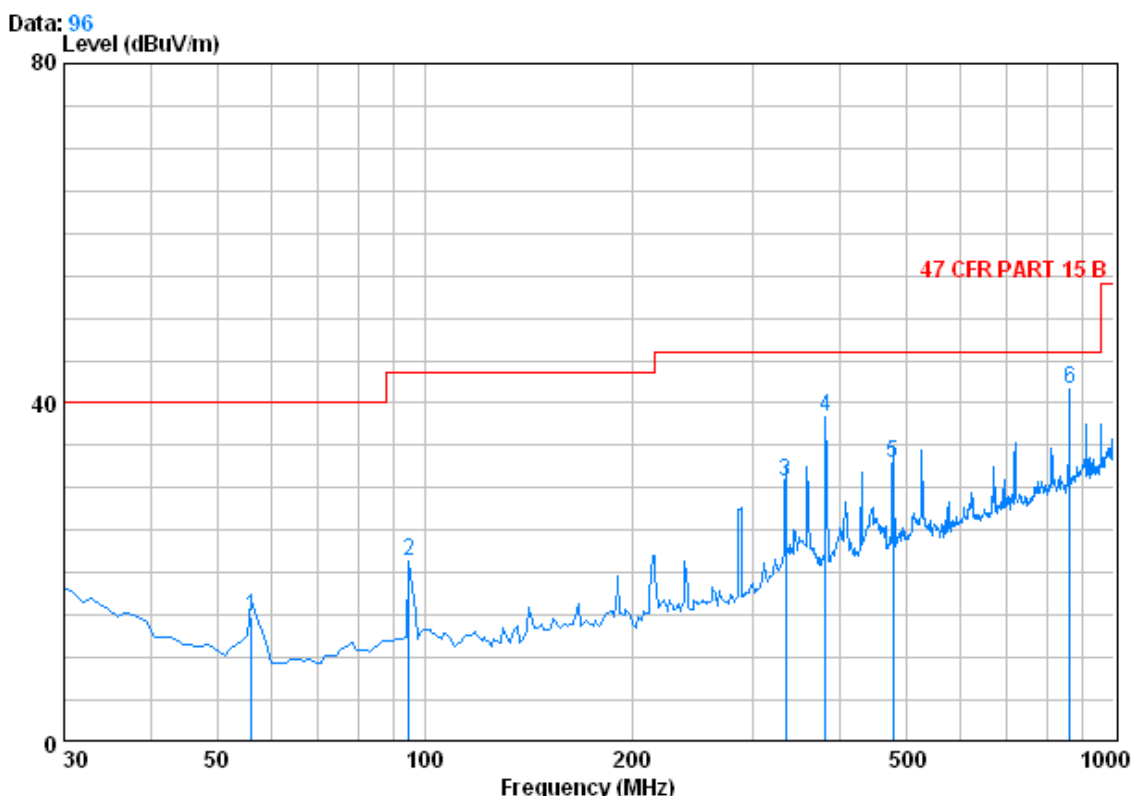


	<p>margin would be re-tested one by one using peak, quasi-peak or average method as specified and then reported in a data sheet.</p> <p>g. Test the EUT in the lowest channel ,the middle channel ,the Highest channel</p> <p>h. The radiation measurements are performed in X, Y, Z axis positioning. And found the X axis positioning which it is worse case, Only the test worst case mode is recorded in the report.</p> <p>i. Repeat above procedures until all frequencies measured was complete.</p>
Exploratory Test Mode:	Transmitting mode
Final Test Mode:	Through Pre-scan, find the 11Mbps of rate is the worst case of 802.11b; 54Mbps of rate is the worst case of 802.11g.
Instruments Used:	Refer to section 4.10 for details
Test Results:	Pass



### 5.7.1 Radiated emission below 1GHz

30MHz~1GHz (QP)		
Test mode:	Transmitting	Vertical



Condition : 47 CFR PART 15 B 3m 3142C VERTICAL  
Job No. : 5729RF  
Mode : Transmitting

	Freq	Cable Loss	Antenna Factor	Preamplifier Factor	Read Level	Level	Limit	Over
	MHz	dB	dB/m	dB	dBuV	dBuV/m	dBuV/m	dB
1	56.190	0.80	7.48	27.28	33.74	14.75	40.00	-25.25
2	94.990	1.15	8.91	27.21	38.56	21.41	43.50	-22.09
3	334.580	2.01	15.04	26.66	40.26	30.65	46.00	-15.35
4 @	382.110	2.15	16.08	27.01	47.07	38.29	46.00	-7.71
5	478.140	2.52	17.80	27.60	40.11	32.83	46.00	-13.17
6 @	862.260	3.46	22.70	26.96	42.36	41.57	46.00	-4.43

"This document is issued by the Company subject to its General Conditions of Service printed overleaf, available on request or accessible at [www.sgs.com/terms\\_and\\_conditions.htm](http://www.sgs.com/terms_and_conditions.htm) and, for electronic format documents, subject to Terms and Conditions for Electronic Documents at [www.sgs.com/terms\\_e-document.htm](http://www.sgs.com/terms_e-document.htm). Attention is drawn to the limitation of liability, indemnification and jurisdiction issues defined therein. Any holder of this document is advised that information contained hereon reflects the Company's findings at the time of its intervention only and within the limits of Client's instructions, if any. The Company's sole responsibility is to its Client and this document does not exonerate parties to a transaction from exercising all their rights and obligations under the transaction documents. This document cannot be reproduced except in full, without prior written approval of the Company. Any unauthorized alteration, forgery or falsification of the content or appearance of this document is unlawful and offenders may be prosecuted to the fullest extent of the law. Unless otherwise stated the results shown in this test report refer only to the sample(s) tested and such sample(s) are retained for 90 days only."

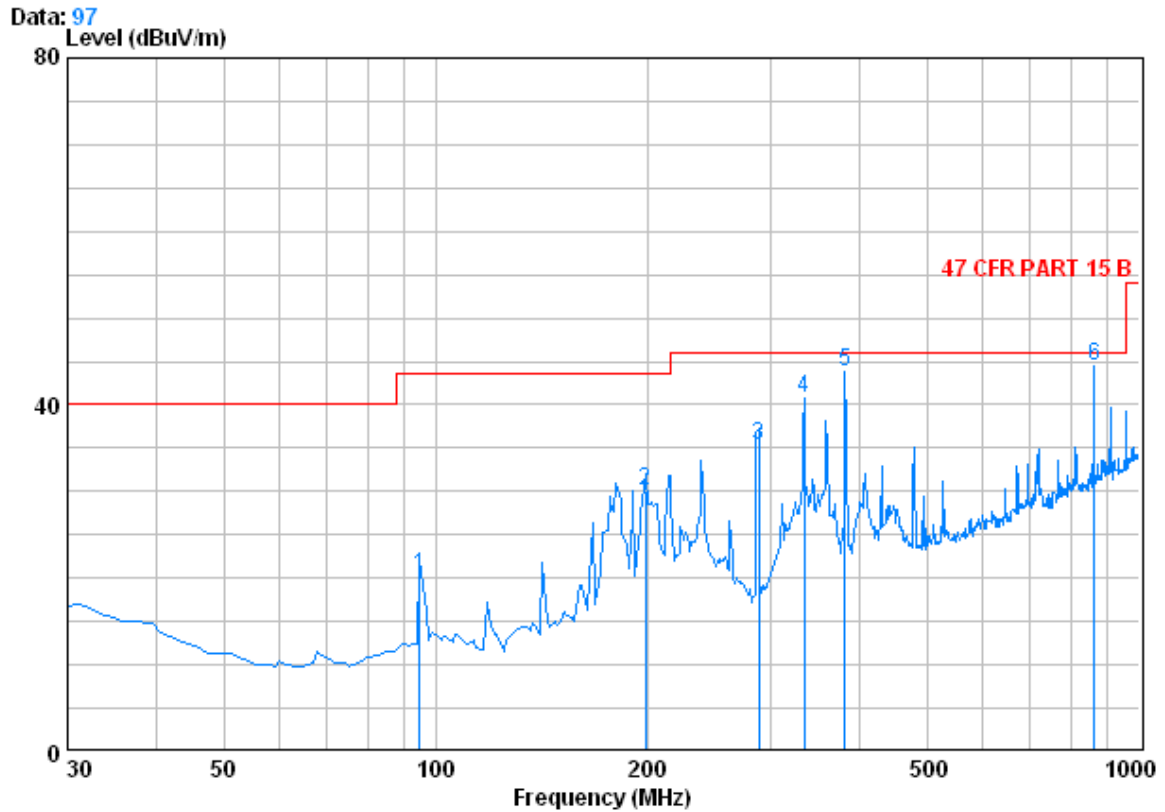


# SGS-CSTC Standards Technical Services Ltd.

Report No.: SZEM121000572901

Page: 35 of 49

Test mode:	Transmitting	Horizontal
------------	--------------	------------



Condition : 47 CFR PART 15 B 3m 3142C HORIZONTAL

Job No. : 5729RF

Mode : Transmitting

	Freq	Cable Loss	Antenna Factor	Preamp Factor	Read Level	Level	Limit	Over
	MHz	dB	dB/m	dB	dBuV	dBuV/m	dBuV/m	dB
1	94.990	1.15	8.91	27.21	37.42	20.27	43.50	-23.23
2	198.780	1.40	10.19	26.70	45.26	30.14	43.50	-13.36
3	288.020	1.85	13.40	26.43	46.43	35.24	46.00	-10.76
4 @	334.580	2.01	15.04	26.66	50.35	40.74	46.00	-5.26
5 @	382.110	2.15	16.08	27.01	52.55	43.77	46.00	-2.23
6 @	862.260	3.46	22.70	26.96	45.36	44.57	46.00	-1.43

"This document is issued by the Company subject to its General Conditions of Service printed overleaf, available on request or accessible at [www.sgs.com/terms\\_and\\_conditions.htm](http://www.sgs.com/terms_and_conditions.htm) and, for electronic format documents, subject to Terms and Conditions for Electronic Documents at [www.sgs.com/terms\\_e-document.htm](http://www.sgs.com/terms_e-document.htm). Attention is drawn to the limitation of liability, indemnification and jurisdiction issues defined therein. Any holder of this document is advised that information contained hereon reflects the Company's findings at the time of its intervention only and within the limits of Client's instructions, if any. The Company's sole responsibility is to its Client and this document does not exonerate parties to a transaction from exercising all their rights and obligations under the transaction documents. This document cannot be reproduced except in full, without prior written approval of the Company. Any unauthorized alteration, forgery or falsification of the content or appearance of this document is unlawful and offenders may be prosecuted to the fullest extent of the law. Unless otherwise stated the results shown in this test report refer only to the sample(s) tested and such sample(s) are retained for 90 days only."

**5.7.2 Transmitter emission above 1GHz**

Test mode:		802.11b		Test channel:		Lowest		Remark:		Peak	
Frequency (MHz)	Cable Loss (dB)	Antenna Factor (dB/m)	Preamp Factor (dB)	Read Level (dBuV)	Level (dBuV/m)	Limit Line (dBuV/m)	Over Limit (dB)	Polarization			
3088.453	3.39	33.37	40.37	45.90	42.29	74	-31.71	Vertical			
4128.280	4.24	34.17	41.14	46.00	43.27	74	-30.73	Vertical			
5257.662	4.87	34.65	41.57	47.37	45.32	74	-28.68	Vertical			
6678.987	5.30	36.13	40.33	46.30	47.40	74	-26.60	Vertical			
8313.511	6.19	36.12	38.92	45.35	48.74	74	-25.26	Vertical			
9960.375	5.98	37.67	37.48	44.43	50.60	74	-23.40	Vertical			
2875.986	3.25	33.21	40.21	45.31	41.56	74	-32.44	Horizontal			
3570.714	3.79	33.28	40.72	46.30	42.65	74	-31.35	Horizontal			
4433.263	4.44	35.01	41.36	46.26	44.35	74	-29.65	Horizontal			
5244.295	4.86	34.65	41.58	46.95	44.88	74	-29.12	Horizontal			
6921.301	5.47	35.89	40.12	47.62	48.86	74	-25.14	Horizontal			
9088.188	6.13	36.70	38.24	44.09	48.68	74	-25.32	Horizontal			

Test mode:		802.11b		Test channel:		Middle		Remark:		Peak	
Frequency (MHz)	Cable Loss (dB)	Antenna Factor (dB/m)	Preamp Factor (dB)	Read Level (dBuV)	Level (dBuV/m)	Limit Line (dBuV/m)	Over Limit (dB)	Polarization			
3208.660	3.49	33.32	40.45	45.19	41.55	74	-32.45	Vertical			
3953.443	4.13	33.76	41.00	45.89	42.78	74	-31.22	Vertical			
5244.295	4.86	34.65	41.58	46.94	44.87	74	-29.13	Vertical			
6561.030	5.27	36.25	40.43	46.85	47.94	74	-26.06	Vertical			
8441.459	6.18	36.18	38.80	45.29	48.85	74	-25.15	Vertical			
9636.161	5.99	37.34	37.76	46.35	51.92	74	-22.08	Vertical			
3096.325	3.39	33.37	40.37	47.40	43.79	74	-30.21	Horizontal			
3953.443	4.13	33.76	41.00	45.84	42.73	74	-31.27	Horizontal			
4983.987	4.77	34.43	41.77	45.97	43.40	74	-30.60	Horizontal			
6235.364	5.19	35.98	40.71	47.04	47.50	74	-26.50	Horizontal			
8022.456	6.20	36.01	39.16	46.45	49.50	74	-24.50	Horizontal			
9710.030	5.99	37.41	37.71	44.13	49.82	74	-24.18	Horizontal			

"This document is issued by the Company subject to its General Conditions of Service printed overleaf, available on request or accessible at [www.sgs.com/terms\\_and\\_conditions.htm](http://www.sgs.com/terms_and_conditions.htm) and, for electronic format documents, subject to Terms and Conditions for Electronic Documents at [www.sgs.com/terms\\_e-document.htm](http://www.sgs.com/terms_e-document.htm). Attention is drawn to the limitation of liability, indemnification and jurisdiction issues defined therein. Any holder of this document is advised that information contained hereon reflects the Company's findings at the time of its intervention only and within the limits of Client's instructions, if any. The Company's sole responsibility is to its Client and this document does not exonerate parties to a transaction from exercising all their rights and obligations under the transaction documents. This document cannot be reproduced except in full, without prior written approval of the Company. Any unauthorized alteration, forgery or falsification of the content or appearance of this document is unlawful and offenders may be prosecuted to the fullest extent of the law. Unless otherwise stated the results shown in this test report refer only to the sample(s) tested and such sample(s) are retained for 90 days only."



## SGS-CSTC Standards Technical Services Ltd.

Report No.: SZEM121000572901

Page: 37 of 49

Test mode:		802.11b		Test channel:		Highest		Remark:		Peak	
Frequency (MHz)	Cable Loss (dB)	Antenna Factor (dB/m)	Preamp Factor (dB)	Read Level (dBuV)	Level (dBuV/m)	Limit Line (dBuV/m)	Over Limit (dB)	Polarization			
3598.087	3.82	33.32	40.74	47.72	44.12	74	-29.88	Vertical			
4797.271	4.69	34.73	41.63	47.28	45.07	74	-28.93	Vertical			
5940.967	5.11	35.62	40.97	47.66	47.42	74	-26.58	Vertical			
7800.936	6.22	36.00	39.36	46.00	48.86	74	-25.14	Vertical			
9042.038	6.15	36.64	38.29	45.10	49.60	74	-24.40	Vertical			
10916.260	6.20	38.47	37.83	44.87	51.71	74	-22.29	Vertical			
3325.070	3.59	33.27	40.54	46.84	43.16	74	-30.84	Horizontal			
3824.757	4.01	33.59	40.91	46.30	42.99	74	-31.01	Horizontal			
5393.215	4.92	34.78	41.45	47.28	45.53	74	-28.47	Horizontal			
7063.693	5.60	35.83	40.00	46.36	47.79	74	-26.21	Horizontal			
8615.126	6.17	36.29	38.65	45.20	49.01	74	-24.99	Horizontal			
10269.320	6.04	38.02	37.56	44.44	50.94	74	-23.06	Horizontal			

Test mode:		802.11g		Test channel:		Lowest		Remark:		Peak	
Frequency (MHz)	Cable Loss (dB)	Antenna Factor (dB/m)	Preamp Factor (dB)	Read Level (dBuV)	Level (dBuV/m)	Limit Line (dBuV/m)	Over Limit (dB)	Polarization			
3241.498	3.52	33.30	40.48	47.58	43.92	74	-30.08	Vertical			
4096.875	4.23	34.08	41.11	47.57	44.77	74	-29.23	Vertical			
5230.963	4.86	34.63	41.58	47.87	45.78	74	-28.22	Vertical			
6628.177	5.29	36.18	40.38	47.92	49.01	74	-24.99	Vertical			
8022.456	6.20	36.01	39.16	47.07	50.12	74	-23.88	Vertical			
9935.053	5.98	37.65	37.52	45.20	51.31	74	-22.69	Vertical			
3018.502	3.33	33.39	40.31	47.82	44.23	74	-29.77	Horizontal			
4278.055	4.35	34.59	41.25	46.63	44.32	74	-29.68	Horizontal			
5674.896	5.01	35.18	41.20	48.42	47.41	74	-26.59	Horizontal			
7394.878	6.00	35.96	39.71	47.13	49.38	74	-24.62	Horizontal			
9088.188	6.13	36.70	38.24	45.91	50.50	74	-23.50	Horizontal			
10036.730	5.98	37.76	37.47	44.85	51.12	74	-22.88	Horizontal			

"This document is issued by the Company subject to its General Conditions of Service printed overleaf, available on request or accessible at [www.sgs.com/terms\\_and\\_conditions.htm](http://www.sgs.com/terms_and_conditions.htm) and, for electronic format documents, subject to Terms and Conditions for Electronic Documents at [www.sgs.com/terms\\_e-document.htm](http://www.sgs.com/terms_e-document.htm). Attention is drawn to the limitation of liability, indemnification and jurisdiction issues defined therein. Any holder of this document is advised that information contained hereon reflects the Company's findings at the time of its intervention only and within the limits of Client's instructions, if any. The Company's sole responsibility is to its Client and this document does not exonerate parties to a transaction from exercising all their rights and obligations under the transaction documents. This document cannot be reproduced except in full, without prior written approval of the Company. Any unauthorized alteration, forgery or falsification of the content or appearance of this document is unlawful and offenders may be prosecuted to the fullest extent of the law. Unless otherwise stated the results shown in this test report refer only to the sample(s) tested and such sample(s) are retained for 90 days only."



# SGS-CSTC Standards Technical Services Ltd.

Report No.: SZEM121000572901

Page: 38 of 49

Test mode:		802.11g		Test channel:		Middle		Remark:	Peak
Frequency (MHz)	Cable Loss (dB)	Antenna Factor (dB/m)	Preamp Factor (dB)	Read Level (dBuV)	Level (dBuV/m)	Limit Line (dBuV/m)	Over Limit (dB)	Polarization	
3057.166	3.36	33.38	40.34	47.46	43.86	74	-30.14	Vertical	
4138.802	4.25	34.22	41.14	47.50	44.83	74	-29.17	Vertical	
5732.974	5.03	35.26	41.15	48.30	47.44	74	-26.56	Vertical	
6747.341	5.32	36.06	40.28	48.36	49.46	74	-24.54	Vertical	
8462.975	6.18	36.19	38.78	46.61	50.20	74	-23.80	Vertical	
10453.950	6.09	38.24	37.64	45.38	52.07	74	-21.93	Vertical	
3184.250	3.47	33.33	40.44	47.65	44.01	74	-29.99	Horizontal	
4278.055	4.35	34.59	41.25	47.41	45.10	74	-28.90	Horizontal	
5504.170	4.95	34.90	41.35	47.58	46.08	74	-27.92	Horizontal	
6886.154	5.43	35.92	40.15	48.00	49.20	74	-24.80	Horizontal	
8104.559	6.20	36.04	39.10	47.33	50.47	74	-23.53	Horizontal	
9935.053	5.98	37.65	37.52	44.71	50.82	74	-23.18	Horizontal	

Test mode:		802.11g		Test channel:		Highest		Remark:	Peak
Frequency (MHz)	Cable Loss (dB)	Antenna Factor (dB/m)	Preamp Factor (dB)	Read Level (dBuV)	Level (dBuV/m)	Limit Line (dBuV/m)	Over Limit (dB)	Polarization	
3634.910	3.85	33.37	40.77	47.33	43.78	74	-30.22	Vertical	
4582.422	4.55	35.06	41.47	47.38	45.52	74	-28.48	Vertical	
6047.776	5.14	35.76	40.87	47.85	47.88	74	-26.12	Vertical	
7470.558	6.08	35.99	39.64	47.26	49.69	74	-24.31	Vertical	
8703.294	6.17	36.36	38.59	46.12	50.06	74	-23.94	Vertical	
10480.590	6.09	38.28	37.65	44.71	51.43	74	-22.57	Vertical	
3184.250	3.47	33.33	40.44	47.23	43.59	74	-30.41	Horizontal	
4223.950	4.31	34.45	41.21	47.92	45.47	74	-28.53	Horizontal	
5034.994	4.79	34.43	41.76	48.42	45.88	74	-28.12	Horizontal	
6764.538	5.33	36.04	40.27	47.45	48.55	74	-25.45	Horizontal	
8527.851	6.18	36.23	38.73	46.91	50.59	74	-23.41	Horizontal	
10400.860	6.07	38.18	37.62	43.46	50.09	74	-23.91	Horizontal	

Remark:

1) The field strength is calculated by adding the Antenna Factor, Cable Factor & Preamplifier. The basic equation with a sample calculation is as follows:

Final Test Level = Receiver Reading + Antenna Factor + Cable Factor – Preamplifier Factor

"This document is issued by the Company subject to its General Conditions of Service printed overleaf, available on request or accessible at [www.sgs.com/terms\\_and\\_conditions.htm](http://www.sgs.com/terms_and_conditions.htm) and, for electronic format documents, subject to Terms and Conditions for Electronic Documents at [www.sgs.com/terms\\_e-document.htm](http://www.sgs.com/terms_e-document.htm). Attention is drawn to the limitation of liability, indemnification and jurisdiction issues defined therein. Any holder of this document is advised that information contained hereon reflects the Company's findings at the time of its intervention only and within the limits of Client's instructions, if any. The Company's sole responsibility is to its Client and this document does not exonerate parties to a transaction from exercising all their rights and obligations under the transaction documents. This document cannot be reproduced except in full, without prior written approval of the Company. Any unauthorized alteration, forgery or falsification of the content or appearance of this document is unlawful and offenders may be prosecuted to the fullest extent of the law. Unless otherwise stated the results shown in this test report refer only to the sample(s) tested and such sample(s) are retained for 90 days only."



- 2) The disturbance above 11GHz and below 30MHz was very low, and the above harmonics were the highest point could be found when testing, so only the above harmonics had been displayed.
- 3) As shown in this section, for frequencies above 1GHz, the field strength limits are based on average limits. However, the peak field strength of any emission shall not exceed the maximum permitted average limits specified above by more than 20 dB under any condition of modulation. So, only the peak measurements were shown in the report.

## 5.8 Band Edge (Radiated Emission)

Test Requirement:	47 CFR Part 15C Section 15.209 and 15.205		
Test Method:	ANSI C63.10 2009		
Test Site:	Measurement Distance: 3m (Semi-Anechoic Chamber)		
Limit:	Frequency	Limit (dBuV/m @3m)	Remark
	30MHz-88MHz	40.0	Quasi-peak Value
	88MHz-216MHz	43.5	Quasi-peak Value
	216MHz-960MHz	46.0	Quasi-peak Value
	960MHz-1GHz	54.0	Quasi-peak Value
	Above 1GHz	54.0	Average Value
		74.0	Peak Value
Test Setup:			

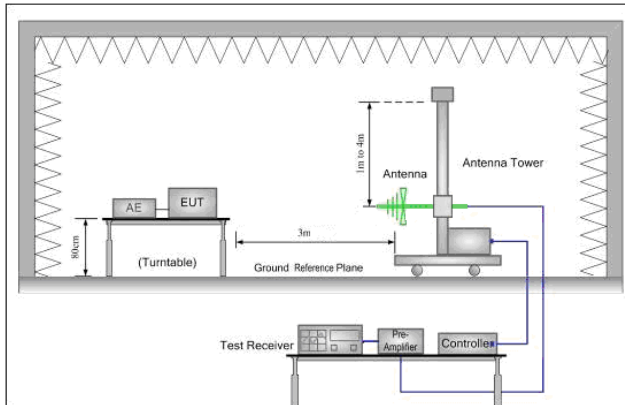


Figure 1. 30MHz to 1GHz

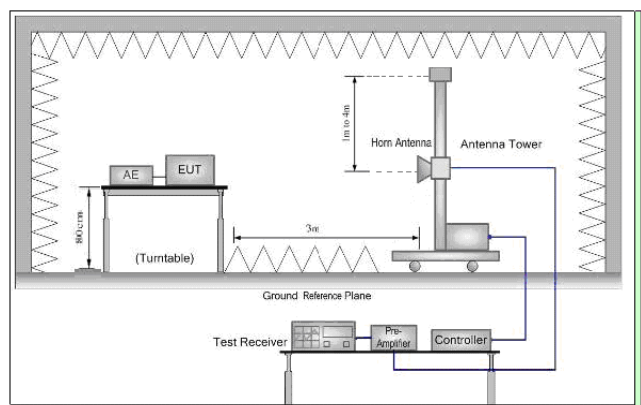


Figure 2. Above 1 GHz



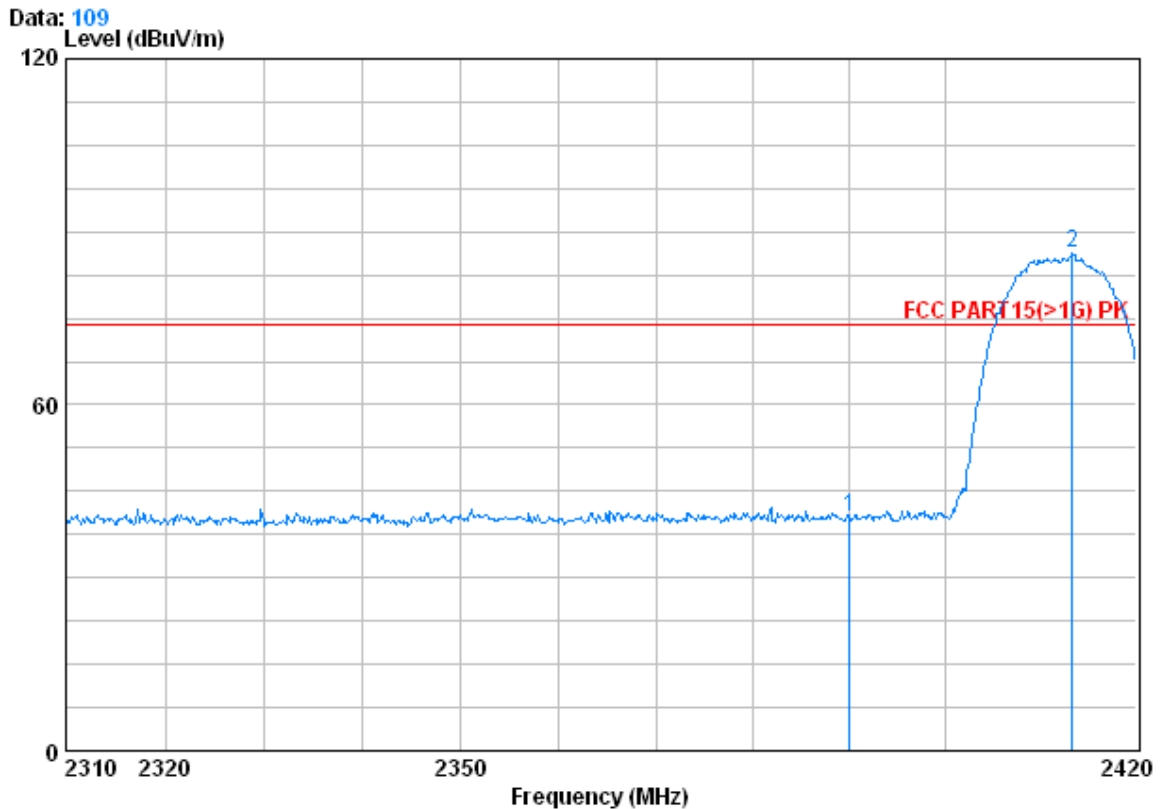


Test Procedure:	<ul style="list-style-type: none"><li>a. The EUT was placed on the top of a rotating table 0.8 meters above the ground at a 3 meter semi-anechoic chamber. The table was rotated 360 degrees to determine the position of the highest radiation.</li><li>b. The EUT was set 3 meters away from the interference-receiving antenna, which was mounted on the top of a variable-height antenna tower.</li><li>c. The antenna height is varied from one meter to four meters above the ground to determine the maximum value of the field strength. Both horizontal and vertical polarizations of the antenna are set to make the measurement.</li><li>d. For each suspected emission, the EUT was arranged to its worst case and then the antenna was tuned to heights from 1 meter to 4 meters and the rotatable table was turned from 0 degrees to 360 degrees to find the maximum reading.</li><li>e. The test-receiver system was set to Peak Detect Function and Specified Bandwidth with Maximum Hold Mode.</li><li>f. Place a marker at the end of the restricted band closest to the transmit frequency to show compliance. Also measure any emissions in the restricted bands. Save the spectrum analyzer plot. Repeat for each power and modulation for lowest and highest channel</li><li>g. Test the EUT in the lowest channel , the Highest channel</li><li>h. The radiation measurements are performed in X, Y, Z axis positioning. And found the X axis positioning which it is worse case, only the test worst case mode is recorded in the report.</li><li>i. Repeat above procedures until all frequencies measured was complete.</li></ul>
Exploratory Test Mode:	Transmitting mode
Final Test Mode:	Through Pre-scan, find the 1Mbps of rate is the worst case of 802.11b; 6Mbps of rate is the worst case of 802.11g .
Instruments Used:	Refer to section 4.10 for details
Test Results:	Pass



Test plot as follows:

Worse case mode:	802.11b	Test channel:	Lowest	Remark:	Peak	Vertical
------------------	---------	---------------	--------	---------	------	----------



Condition : FCC PART15(>1G) PK 3m VERTICAL

Job No. : 5729RF

Mode : B 2412 BANDEDGE

	Freq	Cable	Antenna	Preamp	Read	Limit	Over
		Loss	Factor	Factor	Level	Line	Limit
	MHz	dB	dB/m	dB	dBuV	dBuV/m	dB
1	2390.080	2.98	32.51	39.85	44.89	40.54	74.00 -33.46
2 X	2413.290	2.99	32.54	39.86	90.50	86.18	74.00 12.18



"This document is issued by the Company subject to its General Conditions of Service printed overleaf, available on request or accessible at [www.sgs.com/terms\\_and\\_conditions.htm](http://www.sgs.com/terms_and_conditions.htm) and, for electronic format documents, subject to Terms and Conditions for Electronic Documents at [www.sgs.com/terms\\_e-document.htm](http://www.sgs.com/terms_e-document.htm). Attention is drawn to the limitation of liability, indemnification and jurisdiction issues defined therein. Any holder of this document is advised that information contained hereon reflects the Company's findings at the time of its intervention only and within the limits of Client's instructions, if any. The Company's sole responsibility is to its Client and this document does not exonerate parties to a transaction from exercising all their rights and obligations under the transaction documents. This document cannot be reproduced except in full, without prior written approval of the Company. Any unauthorized alteration, forgery or falsification of the content or appearance of this document is unlawful and offenders may be prosecuted to the fullest extent of the law. Unless otherwise stated the results shown in this test report refer only to the sample(s) tested and such sample(s) are retained for 90 days only."

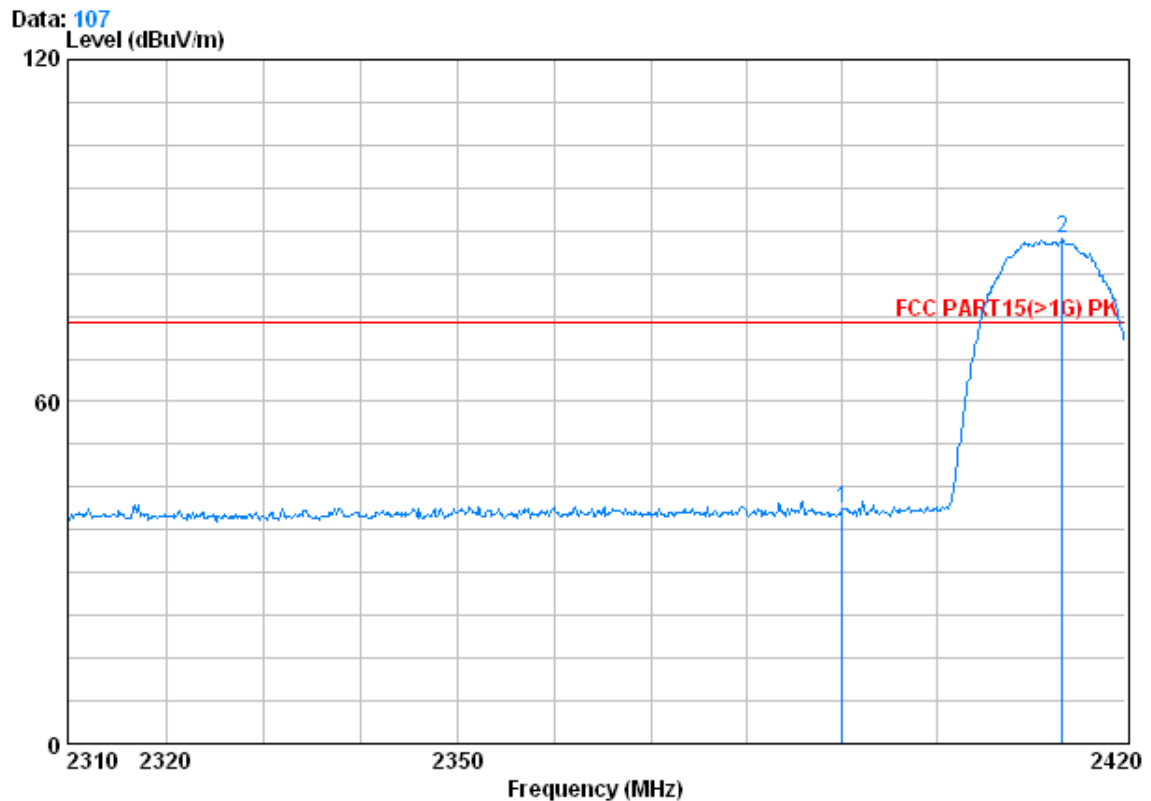


# SGS-CSTC Standards Technical Services Ltd.

Report No.: SZEM121000572901

Page: 43 of 49

Worse case mode:	802.11b	Test channel:	Lowest	Remark:	Peak	Horizontal
------------------	---------	---------------	--------	---------	------	------------



Condition : FCC PART15(>1G) PK 3m HORIZONTAL

Job No. : 5729RF

Mode : B 2412 BANDEDGE

	Freq	Cable Loss	Antenna Factor	Preamp Factor	Read Level	Level	Limit Line	Over Limit
	MHz	dB	dB/m	dB	dBuV	dBuV/m	dBuV/m	dB
1	2390.080	2.98	32.51	39.85	45.46	41.10	74.00	-32.90
2 @	2413.290	2.99	32.54	39.86	92.96	88.64	74.00	14.64

"This document is issued by the Company subject to its General Conditions of Service printed overleaf, available on request or accessible at [www.sgs.com/terms\\_and\\_conditions.htm](http://www.sgs.com/terms_and_conditions.htm) and, for electronic format documents, subject to Terms and Conditions for Electronic Documents at [www.sgs.com/terms\\_e-document.htm](http://www.sgs.com/terms_e-document.htm). Attention is drawn to the limitation of liability, indemnification and jurisdiction issues defined therein. Any holder of this document is advised that information contained hereon reflects the Company's findings at the time of its intervention only and within the limits of Client's instructions, if any. The Company's sole responsibility is to its Client and this document does not exonerate parties to a transaction from exercising all their rights and obligations under the transaction documents. This document cannot be reproduced except in full, without prior written approval of the Company. Any unauthorized alteration, forgery or falsification of the content or appearance of this document is unlawful and offenders may be prosecuted to the fullest extent of the law. Unless otherwise stated the results shown in this test report refer only to the sample(s) tested and such sample(s) are retained for 90 days only."

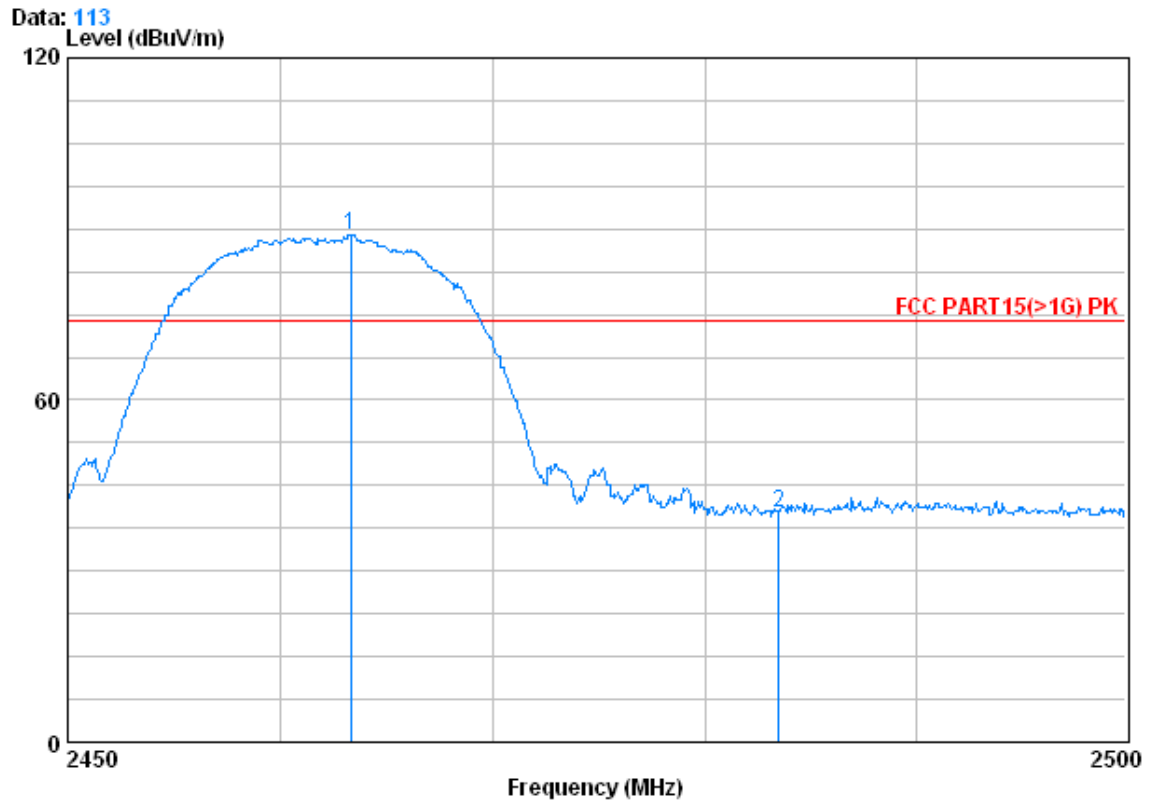


# SGS-CSTC Standards Technical Services Ltd.

Report No.: SZEM121000572901

Page: 44 of 49

Worse case mode:	802.11b	Test channel:	Highest	Remark:	Peak	Vertical
------------------	---------	---------------	---------	---------	------	----------



Condition : FCC PART15(>1G) PK 3m VERTICAL

Job No. : 5729RF

Mode : B 2462 BANDEDGE

	Freq	Cable Loss	Antenna Factor	Preamp Factor	Read Level	Limit Line	Over Limit
	MHz	dB	dB/m	dB	dBuV	dBuV/m	dB
1 @	2463.300	3.02	32.64	39.91	93.22	88.98	74.00 14.98
2	2483.500	3.03	32.67	39.92	44.57	40.35	74.00 -33.65

"This document is issued by the Company subject to its General Conditions of Service printed overleaf, available on request or accessible at [www.sgs.com/terms\\_and\\_conditions.htm](http://www.sgs.com/terms_and_conditions.htm) and, for electronic format documents, subject to Terms and Conditions for Electronic Documents at [www.sgs.com/terms\\_e-document.htm](http://www.sgs.com/terms_e-document.htm). Attention is drawn to the limitation of liability, indemnification and jurisdiction issues defined therein. Any holder of this document is advised that information contained hereon reflects the Company's findings at the time of its intervention only and within the limits of Client's instructions, if any. The Company's sole responsibility is to its Client and this document does not exonerate parties to a transaction from exercising all their rights and obligations under the transaction documents. This document cannot be reproduced except in full, without prior written approval of the Company. Any unauthorized alteration, forgery or falsification of the content or appearance of this document is unlawful and offenders may be prosecuted to the fullest extent of the law. Unless otherwise stated the results shown in this test report refer only to the sample(s) tested and such sample(s) are retained for 90 days only."

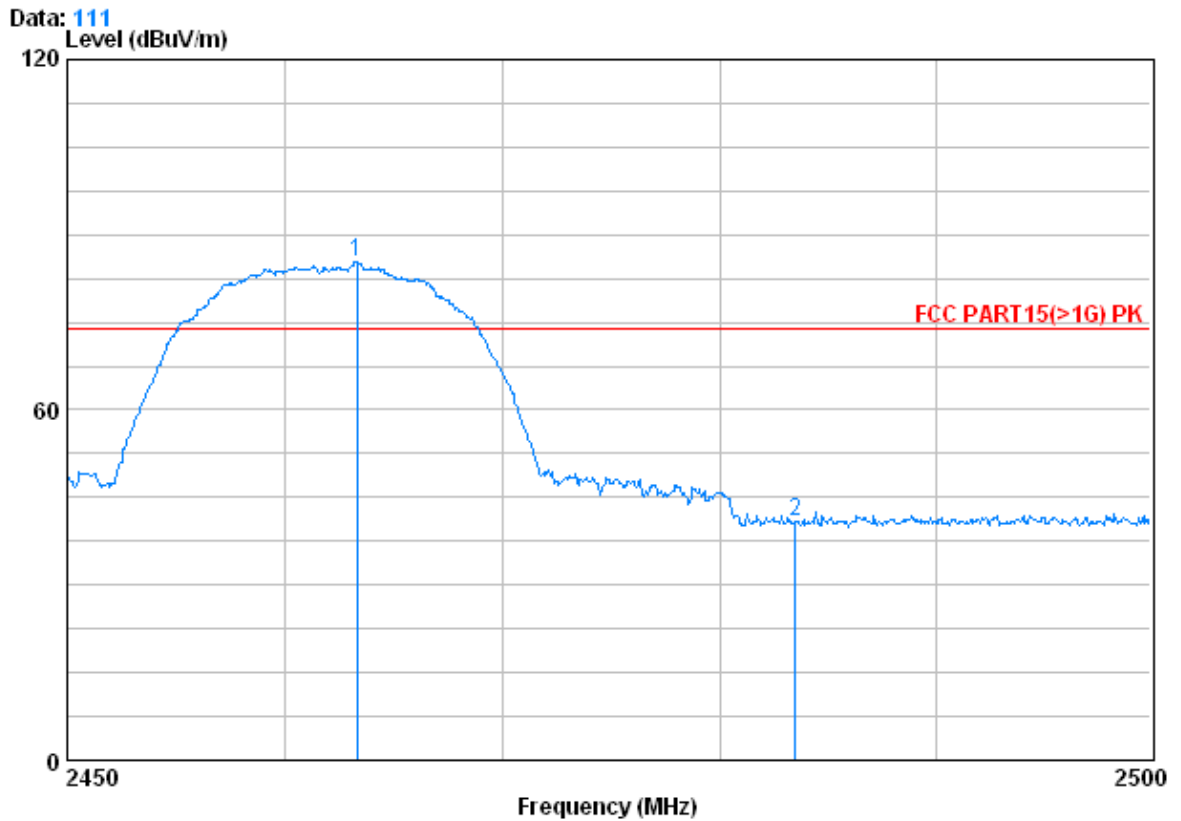


# SGS-CSTC Standards Technical Services Ltd.

Report No.: SZEM121000572901

Page: 45 of 49

Worse case mode:	802.11b	Test channel:	Highest	Remark:	Peak	Horizontal
------------------	---------	---------------	---------	---------	------	------------



Condition : FCC PART15(>1G) PK 3m HORIZONTAL  
Job No. : 5729RF  
Mode : B 2462 BANDEDGE

		Cable	Antenna	Preamp	Read		Limit	Over
	Freq	Loss	Factor	Factor	Level	Level	Line	Limit
	MHz	dB	dB/m	dB	dBuV	dBuV/m	dBuV/m	dB
1 X	2463.300	3.02	32.64	39.91	89.59	85.34	74.00	11.34
2	2483.500	3.03	32.67	39.92	45.15	40.93	74.00	-33.07

"This document is issued by the Company subject to its General Conditions of Service printed overleaf, available on request or accessible at [www.sgs.com/terms\\_and\\_conditions.htm](http://www.sgs.com/terms_and_conditions.htm) and, for electronic format documents, subject to Terms and Conditions for Electronic Documents at [www.sgs.com/terms\\_e-document.htm](http://www.sgs.com/terms_e-document.htm). Attention is drawn to the limitation of liability, indemnification and jurisdiction issues defined therein. Any holder of this document is advised that information contained hereon reflects the Company's findings at the time of its intervention only and within the limits of Client's instructions, if any. The Company's sole responsibility is to its Client and this document does not exonerate parties to a transaction from exercising all their rights and obligations under the transaction documents. This document cannot be reproduced except in full, without prior written approval of the Company. Any unauthorized alteration, forgery or falsification of the content or appearance of this document is unlawful and offenders may be prosecuted to the fullest extent of the law. Unless otherwise stated the results shown in this test report refer only to the sample(s) tested and such sample(s) are retained for 90 days only."

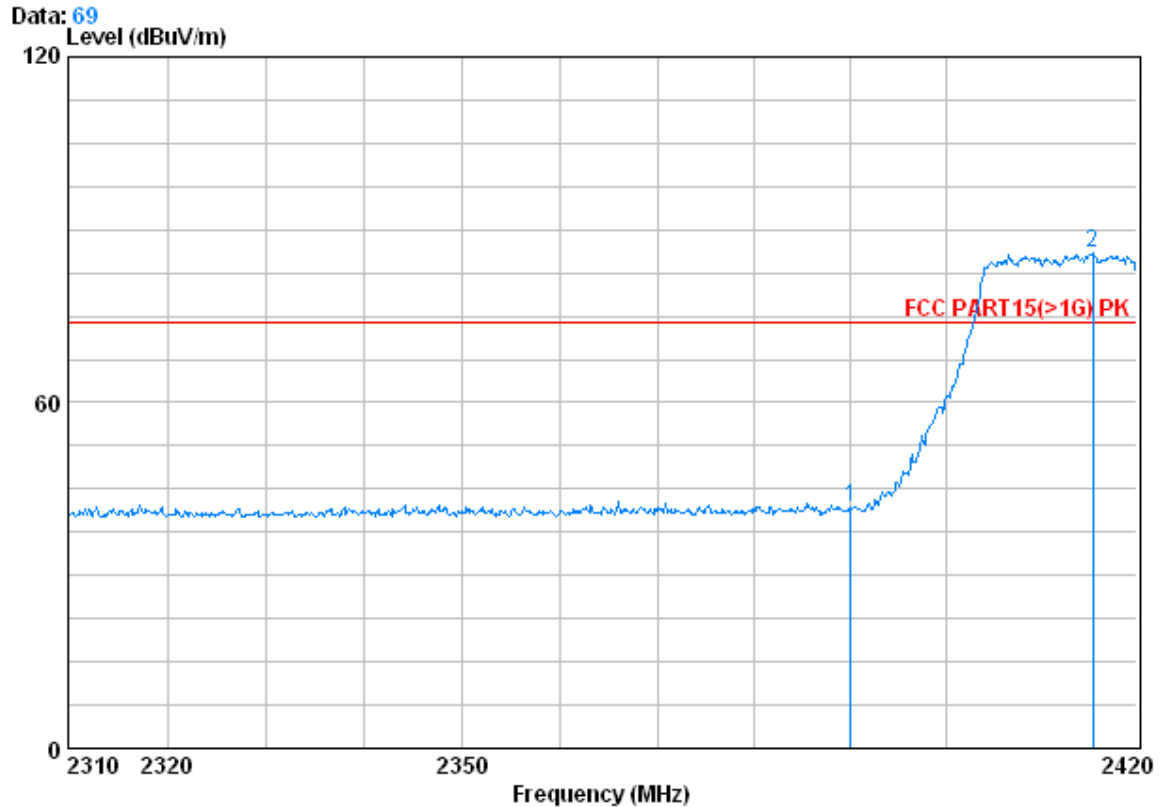


# SGS-CSTC Standards Technical Services Ltd.

Report No.: SZEM121000572901

Page: 46 of 49

Worse case mode:	802.11g	Test channel:	Lowest	Remark:	Peak	Vertical
------------------	---------	---------------	--------	---------	------	----------



Condition : FCC PART15(>1G) PK 3m VERTICAL

Job No. : 5729RF

Mode : G 2412 BANDEDGE

	Freq	Cable Loss	Antenna Factor	Preamplifier Factor	Read Level	Level	Limit Line	Over Limit
	MHz	dB	dB/m	dB	dBuV	dBuV/m	dBuV/m	dB
1	2390.080	2.98	32.51	39.85	46.08	41.73	74.00	-32.27
2 X	2415.380	2.99	32.54	39.86	90.22	85.89	74.00	11.89

"This document is issued by the Company subject to its General Conditions of Service printed overleaf, available on request or accessible at [www.sgs.com/terms\\_and\\_conditions.htm](http://www.sgs.com/terms_and_conditions.htm) and, for electronic format documents, subject to Terms and Conditions for Electronic Documents at [www.sgs.com/terms\\_e-document.htm](http://www.sgs.com/terms_e-document.htm). Attention is drawn to the limitation of liability, indemnification and jurisdiction issues defined therein. Any holder of this document is advised that information contained hereon reflects the Company's findings at the time of its intervention only and within the limits of Client's instructions, if any. The Company's sole responsibility is to its Client and this document does not exonerate parties to a transaction from exercising all their rights and obligations under the transaction documents. This document cannot be reproduced except in full, without prior written approval of the Company. Any unauthorized alteration, forgery or falsification of the content or appearance of this document is unlawful and offenders may be prosecuted to the fullest extent of the law. Unless otherwise stated the results shown in this test report refer only to the sample(s) tested and such sample(s) are retained for 90 days only."

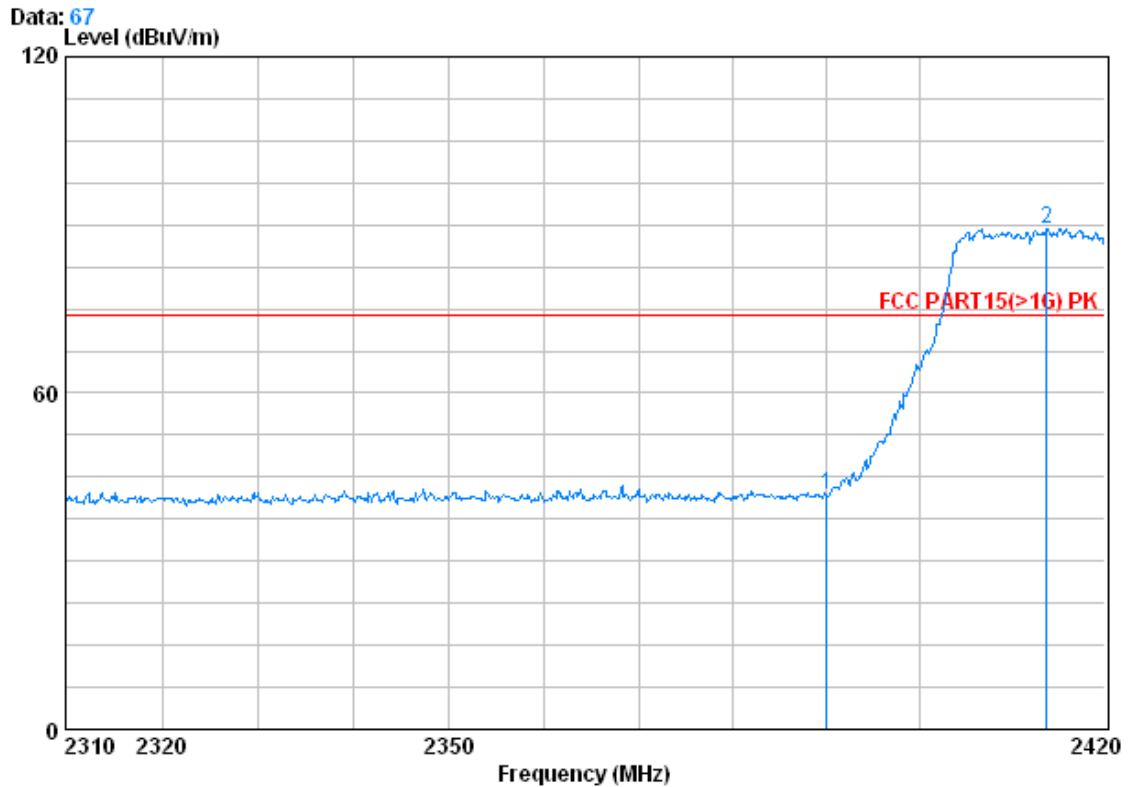


# SGS-CSTC Standards Technical Services Ltd.

Report No.: SZEM121000572901

Page: 47 of 49

Worse case mode:	802.11g	Test channel:	Lowest	Remark:	Peak	Horizontal
------------------	---------	---------------	--------	---------	------	------------



Condition : FCC PART15(>1G) PK 3m HORIZONTAL  
Job No. : 5729RF  
Mode : G 2412 BANDEDGE

	Freq	Cable&Antenna Loss	Antenna Factor	Preamplifier Factor	Read Level	Level	Limit Line	Over Limit
	MHz	dB	dB/m	dB	dBuV	dBuV/m	dBuV/m	dB
1	2390.080	2.98	32.51	39.85	46.15	41.80	74.00	-32.20
2 @	2413.730	2.99	32.54	39.86	93.74	89.41	74.00	15.41

"This document is issued by the Company subject to its General Conditions of Service printed overleaf, available on request or accessible at [www.sgs.com/terms\\_and\\_conditions.htm](http://www.sgs.com/terms_and_conditions.htm) and, for electronic format documents, subject to Terms and Conditions for Electronic Documents at [www.sgs.com/terms\\_e-document.htm](http://www.sgs.com/terms_e-document.htm). Attention is drawn to the limitation of liability, indemnification and jurisdiction issues defined therein. Any holder of this document is advised that information contained hereon reflects the Company's findings at the time of its intervention only and within the limits of Client's instructions, if any. The Company's sole responsibility is to its Client and this document does not exonerate parties to a transaction from exercising all their rights and obligations under the transaction documents. This document cannot be reproduced except in full, without prior written approval of the Company. Any unauthorized alteration, forgery or falsification of the content or appearance of this document is unlawful and offenders may be prosecuted to the fullest extent of the law. Unless otherwise stated the results shown in this test report refer only to the sample(s) tested and such sample(s) are retained for 90 days only."

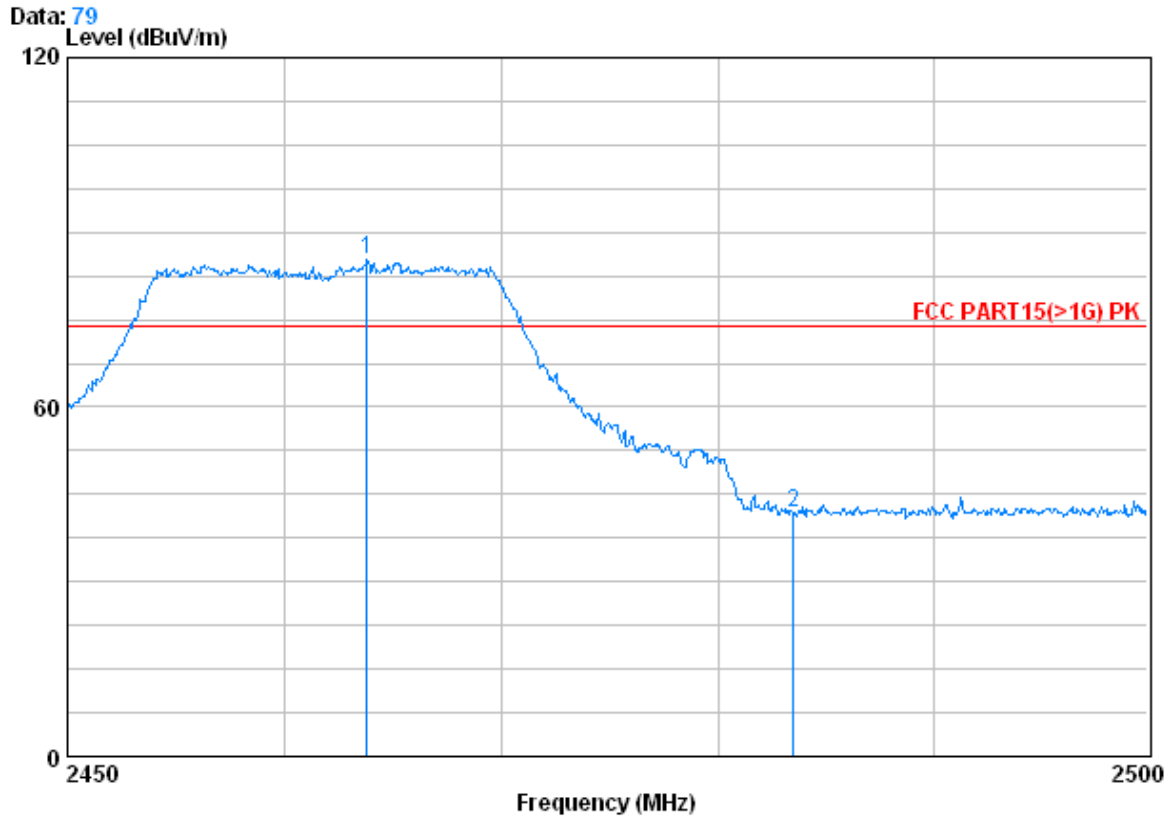


# SGS-CSTC Standards Technical Services Ltd.

Report No.: SZEM121000572901

Page: 48 of 49

Worse case mode:	802.11g	Test channel:	Highest	Remark:	Peak	Vertical
------------------	---------	---------------	---------	---------	------	----------



Condition : FCC PART15(>1G) PK 3m VERTICAL

Job No. : 5729RF

Mode : G 2462 BANDEDGE

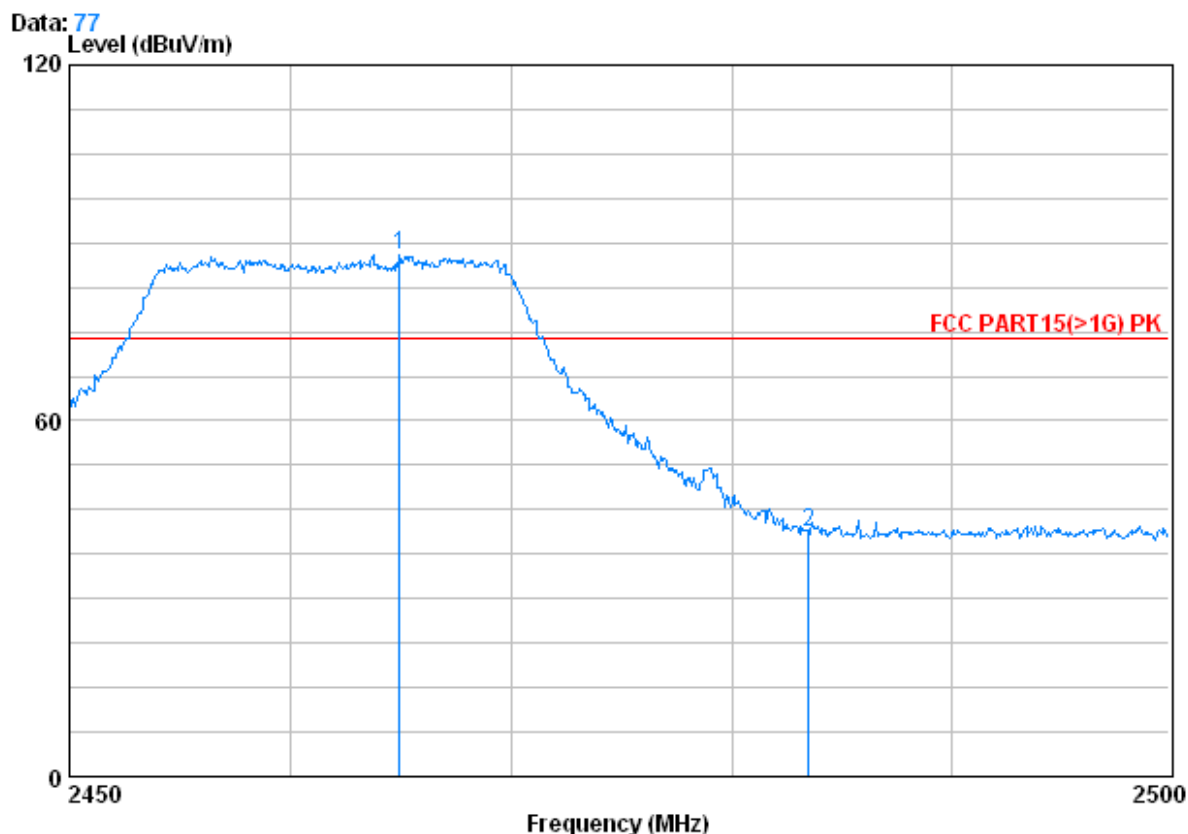
		Cable	Antenna	Preamp	Read		Limit	Over
	Freq	Loss	Factor	Factor	Level	Level	Line	Limit
	MHz	dB	dB/m	dB	dBuV	dBuV/m	dBuV/m	dB
1 X	2463.750	3.02	32.64	39.91	89.55	85.31	74.00	11.31
2	2483.500	3.03	32.67	39.92	46.02	41.80	74.00	-32.20

"This document is issued by the Company subject to its General Conditions of Service printed overleaf, available on request or accessible at [www.sgs.com/terms\\_and\\_conditions.htm](http://www.sgs.com/terms_and_conditions.htm) and, for electronic format documents, subject to Terms and Conditions for Electronic Documents at [www.sgs.com/terms\\_e-document.htm](http://www.sgs.com/terms_e-document.htm). Attention is drawn to the limitation of liability, indemnification and jurisdiction issues defined therein. Any holder of this document is advised that information contained hereon reflects the Company's findings at the time of its intervention only and within the limits of Client's instructions, if any. The Company's sole responsibility is to its Client and this document does not exonerate parties to a transaction from exercising all their rights and obligations under the transaction documents. This document cannot be reproduced except in full, without prior written approval of the Company. Any unauthorized alteration, forgery or falsification of the content or appearance of this document is unlawful and offenders may be prosecuted to the fullest extent of the law. Unless otherwise stated the results shown in this test report refer only to the sample(s) tested and such sample(s) are retained for 90 days only."





Worse case mode:	802.11g	Test channel:	Highest	Remark:	Peak	Horizontal
------------------	---------	---------------	---------	---------	------	------------



Condition : FCC PART15(>1G) PK 3m HORIZONTAL  
Job No. : 5729RF  
Mode : G 2462 BANDEDGE

	Freq	Cable Loss	Antenna Factor	Preamp Factor	Read Level	Level	Limit	Over
	MHz	dB	dB/m	dB	dBuV	dBuV/m	dBuV/m	dB
1	2464.900	3.02	32.64	39.91	92.31	88.07	74.00	14.07
2	2483.500	3.03	32.67	39.92	45.55	41.34	74.00	-32.67

**Note:**

The field strength is calculated by adding the Antenna Factor, Cable Factor & Preamplifier. The basic equation with a sample calculation is as follows:

$$\text{Final Test Level} = \text{Receiver Reading} + \text{Antenna Factor} + \text{Cable Factor} - \text{Preamplifier Factor}$$

As shown in this section, for frequencies above 1GHz, the field strength limits are based on average limits. However, the peak field strength of any emission shall not exceed the maximum permitted average limits specified above by more than 20 dB under any condition of modulation. So, only the peak measurements were shown in the report.

"This document is issued by the Company subject to its General Conditions of Service printed overleaf, available on request or accessible at [www.sgs.com/terms\\_and\\_conditions.htm](http://www.sgs.com/terms_and_conditions.htm) and, for electronic format documents, subject to Terms and Conditions for Electronic Documents at [www.sgs.com/terms\\_e-document.htm](http://www.sgs.com/terms_e-document.htm). Attention is drawn to the limitation of liability, indemnification and jurisdiction issues defined therein. Any holder of this document is advised that information contained hereon reflects the Company's findings at the time of its intervention only and within the limits of Client's instructions, if any. The Company's sole responsibility is to its Client and this document does not exonerate parties to a transaction from exercising all their rights and obligations under the transaction documents. This document cannot be reproduced except in full, without prior written approval of the Company. Any unauthorized alteration, forgery or falsification of the content or appearance of this document is unlawful and offenders may be prosecuted to the fullest extent of the law. Unless otherwise stated the results shown in this test report refer only to the sample(s) tested and such sample(s) are retained for 90 days only."