


10. SETUP PHOTOS


Antenna Port Measurements




Radiated emissions 9kHz – 30MHz




Radiated Emissions below 30MHz - 1GHz



Radiated Emissions above 1GHz



Line Conducted Emissions



*Setup shown in the photo is for the EU Telecommunication Port Conducted Emissions testing. For FCC the ISN was no in the circuit and the blue Ethernet line with the ferrite on was connected directly to the PoE adapter on the table.

END OF REPORT