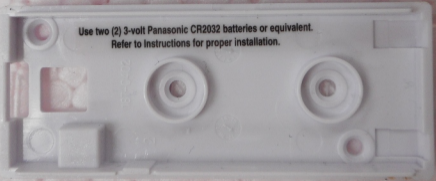






Use two (2) 3-volt Panasonic CR2032 batteries or equivalent.  
Refer to Instructions for proper installation.







JDVE JVE-S2 E232840  
PA ▲ 94V-0 : 633

R4 C7 C13 C8 C9 C10 C12



L1 L2 L3 U3

C3 C5 TP7 R3



C1 C20 C21 C22 TP4 TP5 TP6 R7

HW:10012734-01 X3  
FW: 10012793 X3

10012769 Rev X3