

**FCC PART 15 SUBPART C TEST REPORT**

**for**

**Intelligent Diaper Dock Station**

**Model No.: DS-101**

**FCC ID: WCO-DS101**

**of**

**Applicant: Microtips Technology Inc.**

**Address: 12F, No.31, Lane 169, Kang-Ning St., Hsi-Chih District,  
New Taipei City 221, Taiwan, R.O.C**

**Tested and Prepared**

**by**

**Worldwide Testing Services (Taiwan) Co., Ltd.**

**FCC Registration No.: TW1477, TW0020, TW1072**

**Industry Canada filed test laboratory Reg. No. 20037**

**A2LA Accredited No.: 2732.01**



**Report No.: W6M21912-19560-C-1**

6F, NO. 58, LANE 188, RUEY-KUANG RD., NEIHU TAIPEI 114, TAIWAN, R.O.C.  
TEL: 886-2-66068877 FAX: 886-2-66068879 E-mail: [wts@wts-lab.com](mailto:wts@wts-lab.com)



## **TABLE OF CONTENTS**

<b>1</b>	<b>GENERAL INFORMATION.....</b>	<b>2</b>
1.1	NOTES .....	2
1.2	TESTING LABORATORY .....	3
1.2.1	Location .....	3
1.2.2	Details of accreditation status .....	3
1.3	DETAILS OF APPROVAL HOLDER .....	3
1.4	APPLICATION DETAILS.....	4
1.5	GENERAL INFORMATION OF TEST ITEM.....	4
1.6	TEST STANDARDS .....	5
<b>2</b>	<b>TECHNICAL TEST.....</b>	<b>6</b>
2.1	SUMMARY OF TEST RESULTS.....	6
2.2	TEST ENVIRONMENT .....	6
2.3	TEST EQUIPMENT LIST.....	7
2.4	GENERAL TEST PROCEDURE.....	10
<b>3</b>	<b>TEST RESULTS (ENCLOSURE) .....</b>	<b>12</b>
3.1	PEAK OUTPUT POWER (TRANSMITTER).....	13
3.2	EQUIVALENT ISOTROPIC RADIATED POWER (EIRP).....	17
3.3	EXEMPTION LIMITS FOR ROUTINE EVALUATION ACCORDING TO.....	17
	47 CFR FCC PART 2 SUBPART J, SECTION 2.1091 .....	17
3.4	TRANSMITTER RADIATED EMISSIONS IN RESTRICTED BANDS .....	19
3.5	SPURIOUS EMISSIONS (TX).....	20
3.6	RADIATED EMISSION ON THE BAND EDGE.....	22
3.7	MINIMUM 6 DB BANDWIDTH .....	25
3.8	PEAK POWER SPECTRAL DENSITY .....	29
3.9	RADIATED EMISSION FROM RECEIVER PART .....	33
3.10	POWER LINE CONDUCTED EMISSION .....	34
	<b>APPENDIX.....</b>	<b>35</b>



# Worldwide Testing Services(Taiwan) Co., Ltd.

Registration number: W6M21912-19560-C-1  
FCC ID: WCO-DS101

## 1 General Information

### 1.1 Notes

The purpose of conformity testing is to increase the probability of adherence to the essential requirements or conformity specifications, as appropriate.

The complexity of the technical specifications, however, means that full and thorough testing is impractical for both technical and economic reasons.

Furthermore, there is no guarantee that a test sample which has passed all the relevant tests conforms to a specification.

Neither is there any guarantee that such a test sample will interwork with other genuinely open systems. The existence of the tests nevertheless provides the confidence that the test sample possesses the qualities as maintained and that its performance generally conforms to representative cases of communications equipment.

The test results of this test report relate exclusively to the item tested as specified in 1.5.

The test report may only be reproduced or published in full.

Reproduction or publication of extracts from the report requires the prior written approval of the Worldwide Testing Services(Taiwan) Co., Ltd.

### **Tester:**

February 14, 2020

Robert Ren

Date

WTS-Lab.

Name

Signature

### **Technical responsibility for area of testing:**

February 14, 2020

Kevin Wang

Date

WTS

Name

Signature



Registration number: W6M21912-19560-C-1  
FCC ID: WCO-DS101

## **1.2 Testing laboratory**

### **1.2.1 Location**

OATS

No.5-1, Lishui, Shuang Sing Village,  
Wanli Dist., New Taipei City 207,  
Taiwan (R.O.C.)

3 meter semi-anechoic chamber

No.35, Aly. 21, Ln. 228, Ankang Rd., Neihu Dist., Taipei City 114, Taiwan (R.O.C.)

TEL:886-2-6613-0228

FAX:886-2-2791-5046

Company

Worldwide Testing Services(Taiwan) Co., Ltd.

6F, NO. 58, LANE 188, RUEY-KUANG RD.

NEIHU, TAIPEI 114, TAIWAN R.O.C.

Tel : 886-2-66068877

Fax : 886-2-66068879

### **1.2.2 Details of accreditation status**

Accredited testing laboratory

A2LA accredited number: 2732.01

FCC filed test laboratory Reg. No. TW1477, TW0020, TW1072

Industry Canada filed test laboratory Reg. No. 20037

### **Test location, where different from Worldwide Testing Services (Taiwan) Co., Ltd. :**

Name: ./.

Accredited number: ./.

Street: ./.

Town: ./.

Country: ./.

Telephone: ./.

Fax: ./.

## **1.3 Details of approval holder**

Name: Microtips Technology Inc.


Street: 12F, No.31, Lane 169, Kang-Ning St., Hsi-Chih District,

Town: New Taipei City 221,

Country: Taiwan, R.O.C

Telephone: +886-2-26923889

Fax: ./.



Registration number: W6M21912-19560-C-1  
FCC ID: WCO-DS101

## 1.4 Application details

Date of receipt of test item: January 31, 2020  
Date of test: from February 03, 2020 to February 14, 2020

## 1.5 General information of Test item

Type of test item: Intelligent Diaper Dock Station  
Model Number: DS-101  
Brand Name: Omago  
Multi-listing model number: ./.  
Photos: see Appendix

### Technical data

BT4.0+BT5.0  
Frequency band: 2402 MHz – 2480 MHz  
Frequency ( ch 0 or A): 2402 MHz  
Frequency ( ch 19 or B): 2440 MHz  
Frequency ( ch 39 or C): 2480 MHz  
Number of Channels: 40  
Operation modes: Duplex  
Modulation Type: GFSK  
  
Fixed point-to-point operation:  Yes /  No  
Type of Antenna: Chip Antenna  
Antenna gain: 2.71 dBi  
Power supply: Adaptor: I/P: 100-240V~50/60Hz, 0.2A  
O/P: 5V, 1.0A  
  
Emission designator: BT4.0: 1M30G1D  
BT5.0: 2M15G1D  
  
Host device: none  
Classification :

Fixed Device	<input type="checkbox"/>
Mobile Device (Human Body distance > 20cm)	<input checked="" type="checkbox"/>
Portable Device (Human Body distance < 20cm)	<input type="checkbox"/>



Registration number: W6M21912-19560-C-1  
FCC ID: WCO-DS101

**Transmitter**

**Unom**

**BT4.0**

<b>Power ( ch 0 or A):</b>	Conducted: 2.23 dBm
<b>Power ( ch 19 or B):</b>	Conducted: 2.96 dBm
<b>Power ( ch 39 or C):</b>	Conducted: 3.76 dBm

**BT5.0**

<b>Power ( ch 0 or A):</b>	Conducted: 2.31dBm
<b>Power ( ch 19 or B):</b>	Conducted: 3.08 dBm
<b>Power ( ch 39 or C):</b>	Conducted: 3.69 dBm

**Manufacturer: (if applicable)**

Name:	./.
Street:	./.
Town:	./.
Country:	./.

Additional information: ./.

**1.6 Test standards**

Technical standard : FCC RULES SUBPART C § 15.247 (2018-10)



Registration number: W6M21912-19560-C-1  
FCC ID: WCO-DS101

**2 Technical test**

**2.1 Summary of test results**

No deviations from the technical specification(s) were ascertained in the course of the tests performed.

or

The deviations were ascertained in the course of the tests performed.

**2.2 Test environment**

Relative humidity content: 20 ... 75 %


Air pressure: 86 ... 103 kPa

Power supply: Adaptor: I/P: 100-240V~50/60Hz, 0.2A  
O/P: 5V, 1.0A

Extreme conditions parameters: ./.

Test item Name	Uncertainty
Estimation Result of Uncertainty of Conducted Emission	Expanded Uncertainty: AMN: 1.06 dB Voltage probe: 1.12 dB
Estimation Result of Uncertainty of Radiated Emission(3M)	Expanded Uncertainty: 0.009-30 MHz: 1.88 dB 30-1000 MHz: 2.79 dB 1-18 GHz: 2.36 dB 18-40 GHz: 1.55 dB
Estimation Result of Uncertainty of Bandwidth Measurement 20 dB Bandwidth, Occupied bandwidth, Channel bandwidth, Necessary Bandwidth	Expanded Uncertainty: 0.45 kHz
Estimation Result of Uncertainty of Conducted Output Power Measurement	Expanded Uncertainty: 1.14 dB
Estimation Result of Uncertainty of Power Density Measurement	Expanded Uncertainty: 1.45 dB
Estimation Result of Uncertainty of Band Edge Measurement	Expanded Uncertainty: 1.01 dBc

The decision rule is: Measurement uncertainty is not taken into account.




# Worldwide Testing Services(Taiwan) Co., Ltd.

Registration number: W6M21912-19560-C-1  
 FCC ID: WCO-DS101

## 2.3 Test Equipment List

No.	Test equipment	Type	Serial No.	Manufacturer	Cal. Date	Next Cal. Date
ETSTW-CE 001	EMI TEST RECEIVER	ESHS10	842121/013	R&S	2019/6/4	2020/6/3
ETSTW-CE 003	AC POWER SOURCE	APS-9102	D161137	GW	Function Test	
ETSTW-CE 004	ZWEILEITER-V-NETZNACHBILDUNG TWO-LINE V-NETWORK	ESH3-Z5	840731/011	R&S	2019/11/1	2020/10/31
ETSTW-CE 006	IMPULSBEGRENZER PULSE LIMITER	ESH3-Z2	100226	R&S	2019/9/24	2020/9/23
ETSTW-CE 008	HF-EICHLITUNG RF STEP ATTENUATOR 139dB DPSP	334.6010.02	844581/024	R&S	Function Test	
ETSTW-CE 009	TEMP.&HUMIDITY CHAMBER	GTH-225-40-1P-U	MAA0305-009	GIANT FORCE	2019/7/23	2020/7/22
ETSTW-CE 016	TWO-LINE V-NETWORK	ENV216	100050	R&S	2019/10/3	2020/10/2
ETSTW-CE 028	MXE EMI Receiver	N9038A	MY53220110	Agilent	2019/7/18	2020/7/17
ETSTW-RE 003	EMI TEST RECEIVER	ESI 26	831438/001	R&S	2019/6/4	2020/6/3
ETSTW-RE 004	EMI TEST RECEIVER	ESI 40	832427/004	R&S	2019/5/29	2020/5/28
ETSTW-RE 012	TUNABLE BANDREJECT FILTER	D.C 0309	146	K&L	Function Test	
ETSTW-RE 013	TUNABLE BANDREJECT FILTER	D.C 0336	397	K&L	Function Test	
ETSTW-RE 018	MICROWAVE HORN ANTENNA	AT4560	27212	AR	2019/7/25	2020/7/24
ETSTW-RE 027	Passive Loop Antenna	6512	00034563	ETS-Lindgren	2019/7/22	2020/7/21
ETSTW-RE 030	Double-Ridged Guide Horn Antenna	3117	00035224	ETS-Lindgren	2019/4/2	2020/4/1
ETSTW-RE 042	Biconical Antenna	HK116	100172	R&S	2020/1/23	2021/1/22
ETSTW-RE 043	Log-Periodic Dipole Antenna	HL223	100166	R&S	2019/4/23	2020/4/22
ETSTW-RE 044	Log-Periodic Antenna	HL050	100094	R&S	2019/5/13	2020/5/12
ETSTW-RE 045	ESA-E SERIES SPECTRUM ANALYZER	E4404B	MY45111242	Agilent	Pre-test Use	
ETSTW-RE 050	Attenuator 10dB	50HF-010-1	None	JFW	2019/2/27	2020/2/26
ETSTW-RE 051	Attenuator 6dB	50HF-006-1	None	JFW	2019/2/27	2020/2/26
ETSTW-RE 053	Attenuator 3dB	50HF-003-1	None	JFW	2019/2/27	2020/2/26
ETSTW-RE 055	SPECTRUM ANALYZER	FSU 26	200074	R&S	2019/3/5	2020/3/4
ETSTW-RE 060	Attenuator 30dB	5015-30	F651012z-01	ATM	2019/2/27	2020/2/26
ETSTW-RE 062	Amplifier Module	CHC 2	None	KMIC	2019/5/16	2020/5/15
ETSTW-RE 064	Bluetooth Test Set	MT8852B-042	6K00005709	Anritsu	Function Test	
ETSTW-RE 069	Double-Ridged Guide Horn Antenna	3117	00069377	ETS-Lindgren	Function Test	
ETSTW-RE 072	CELL SITE TEST SET	8921A	3339A00375	HP	2019/9/23	2020/9/22
ETSTW-RE 088	SOLID STATE AMPLIFIER	KMA180265A01	99057	KMIC	2019/9/18	2020/9/17
ETSTW-RE 091	Match Pad	MDCS1500	None	WOKEN	2019/5/9	2020/5/8
ETSTW-RE 099	DC Block	50DB-007-1	None	JFW	2019/2/22	2020/2/21
ETSTW-RE 112	AC POWER SOURCE	TFC-1005	T-0A023536	T-Power	Function test	





# Worldwide Testing Services(Taiwan) Co., Ltd.

Registration number: W6M21912-19560-C-1  
 FCC ID: WCO-DS101

ETSTW-RE 115	2.4GHz Notch Filter	N0124411	473874	MICROWAVE CIRCUITS	2020/1/13	2021/1/12
ETSTW-RE 120	RF Player	MP9200	MP9210-111022	ADIVIC	Function test	
ETSTW-RE 122	SIGNAL GENERATOR	SMF100A	102149	R&S	2019/6/3	2020/6/2
ETSTW-RE 125	5GHz Notch filter	5NSL11-5200/E221.3-O/O	1	K&L Microwave	2019/8/8	2020/8/7
ETSTW-RE 126	5GHz Notch filter	5NSL12-5800/E221.3-O/O	1	K&L Microwave	2019/8/8	2020/8/7
ETSTW-RE 127	RF Switch Box	RFS-01	None	WTS	2019/2/26	2020/2/25
ETSTW-RE 128	5.3GHz Notch filter	N0153001	SN487233	Microwave Circuits	2019/8/8	2020/8/7
ETSTW-RE 129	5.5GHz Notch filter	N0555984	SN487234	Microwave Circuits	2019/8/8	2020/8/7
ETSTW-RE 130	Handheld RF Spectrum Analyzer	N9340A	CN0147000204	Agilent	Pre-test Use	
ETSTW-RE 142	Amplifier	8447D	2805A03378	Agilent	2019/5/16	2020/5/15
ETSTW-RE 147	Bi-log Hybrid Antenna	MCTD 2786B	BLB16M04005	ETC	2019/4/2	2020/4/1
ETSTW-RF 002	Electromagnetic field probe	LF-30	K-0007	STT	2019/5/27	2020/5/26
ETSTW-EMI 011	USB Compact Modulator	SFC-U	101689	R&S	2019/5/16	2020/5/15
ETSTW-GSM 002	Universal Radio Communication Tester	CMU 200	109439	R&S	2019/3/5	2020/3/4
ETSTW-GSM 003	Radio Communication Analyzer	MT8820C	6201342073	Anritsu	2019/3/26	2020/3/25
ETSTW-GSM 004	Wideband Radio Communication Tester	CMW500	128092	R&S	2019/10/25	2020/10/24
ETSTW-GSM 019	Band Reject Filter	WRCTF824/849-822/851-40 /12+9SS	3	WI	2020/1/13	2021/1/12
ETSTW-GSM 020	Band Reject Filter	WRCD1747/1748-1743/1752-32/5SS	1	WI	2020/1/13	2021/1/12
ETSTW-GSM 021	Band Reject Filter	WRCD1879.5/1880.5-1875.5/1884.5-32/5SS	3	WI	2020/1/13	2021/1/12
ETSTW-GSM 022	Band Reject Filter	WRCT901.9/903.1-904.25-50/8SS	1	WI	2020/1/13	2021/1/12
ETSTW-GSM 023	Power Divider	4901.19.A	None	SUHNER	2019/9/12	2020/9/11
ETSTW-GSM 024	Radio Communication Analyzer	MT8821C	None	Anritsu	2019/3/5	2020/3/4
ETSTW-GSM 025	Band Reject Filter	BRM19835	001	Micro-Tronics	2019/8/9	2020/8/8
ETSTW-Cable 011	SMA to N type Cable	RGU-400	None	THERMAX	Pre-test Use NCR	
ETSTW-Cable 016	BNC Cable	Switch Box	B Cable 1	Schwarz beck	2019/2/21	2020/2/20
ETSTW-Cable 017	BNC Cable	X Cable	B Cable 2	Schwarz beck	2019/2/21	2020/2/20
ETSTW-Cable 018	BNC Cable	Y Cable	B Cable 3	Schwarz beck	2019/2/21	2020/2/20
ETSTW-Cable 019	BNC Cable	Z Cable	B Cable 4	Schwarz beck	2019/2/21	2020/2/20
ETSTW-Cable 020	N TYPE Cable	OATS Cable 1	N30N30-L335-15M	JYE BAO CO.,LTD.	2019/7/2	2020/7/1
ETSTW-Cable 026	Microwave Cable	SUCOFLEX 104	279075	HUBER+SUHNER	2019/2/25	2020/2/24
ETSTW-Cable 027	Microwave Cable	SUCOFLEX 104	279083	HUBER+SUHNER	2019/5/14	2020/5/13
ETSTW-Cable 028	Microwave Cable	FA147A0015M2020	30064-2	UTIFLEX	2019/9/18	2020/9/17
ETSTW-Cable 029	Microwave Cable	FA147A0015M2020	30064-3	UTIFLEX	2019/9/18	2020/9/17
ETSTW-Cable 030	Microwave Cable	SUCOFLEX 104 (S_Cable 9)	279067	HUBER+SUHNER	2019/2/25	2020/2/24
ETSTW-Cable 043	Microwave Cable	SUCOFLEX 104	317576	HUBER+SUHNER	2019/5/16	2020/5/15
ETSTW-Cable 058	Microwave Cable	SUCOFLEX 104	none	HUBER+SUHNER	2019/6/6	2020/6/5



# Worldwide Testing Services(Taiwan) Co., Ltd.

Registration number: W6M21912-19560-C-1  
 FCC ID: WCO-DS101

ETSTW-Cable 064	Microwave Cable	SUCOFLEX 104	MY28891	HUBER+SUHNER	2019/5/16	2020/5/15
ETSTW-Cable 066	SMA type cable	32022	None	ASTROLAB	2019/9/24	2020/9/23
ETSTW-Cable 071	N TYPE CABLE	EMCCFD400-NM- NM-25000	170239	EMCI	2019/6/6	2020/6/5
ETSTW-Cable 072	SMA type cable (8m)	SUCOFLEX 104	805800/4	HUBER+SUHNER	2019/5/16	2020/5/15
ETSTW-Cable 074	SMA type cable (2m)	SUCOFLEX 104	802563/4	HUBER+SUHNER	2019/5/16	2020/5/15
WTSTW-SW 002	EMI TEST SOFTWARE	EZ EMC	None	Farad	Version ETS-03A1	
WTSTW-SW 006	EMI TEST SOFTWARE	e3	None	AUDIX	Version 9.161014	
WTSTW-SW 008	Signal studio	Agilent	None	AUDIX	Version 2.0.0.1	
ETSTW-TH 001	Thermohygrometer	608-H1	45204316	Testo	2019/9/9	2020/9/8
ETSTW-TH 002	Thermohygrometer	608-H1	45204317	Testo	2019/9/9	2020/9/8



Registration number: W6M21912-19560-C-1  
FCC ID: WCO-DS101

## 2.4 General Test Procedure

**POWER LINE CONDUCTED INTERFERENCE:** The procedure used was ANSI STANDARD C63.10-2013 5.2 using a 50 $\mu$ H LISN (if necessary). Both lines were observed. The bandwidth of the spectrum analyzer was 10 kHz with an appropriate sweep speed.

**RADIATION INTERFERENCE:** The test procedure used was according to ANSI STANDARD C63.10-2013 6.4 employing a spectrum analyzer. For investigated frequency is equal to or below 1GHz, the RBW and VBW of the spectrum analyzer was 100 kHz and 100kHz respectively with an appropriate sweep speed. For investigated frequency is above 1GHz, both of RBW and VBW of the spectrum analyzer were 1 MHz with an appropriate sweep speed. The analyzer was calibrated in dB above a microvolt at the output of the antenna.

**FORMULA OF CONVERSION FACTORS:** The Field Strength at 3m was established by adding the meter reading of the spectrum analyzer (which is set to read in units of dB $\mu$ V) to the antenna correction factor supplied by the antenna manufacturer. The antenna correction factors are stated in terms of dB.

Example:

Freq (MHz)      METER READING + ACF + CABLE LOSS (to the receiver) = FS  
33                      20 dB $\mu$ V + 10.36 dB + 6 dB = 36.36 dB $\mu$ V/m @3m

The EUT was placed on a table 80 cm high and with dimensions of 1m by 1.5m (non metallic table) and arranged according to ANSI C63.10-2013 6.3.1. The table used for radiated measurements is capable of continuous rotation. The spectrum was scanned from 30 MHz to the frequency specified as follows:

- (1) If the intentional radiator operates below 10 GHz: to the tenth harmonic of the highest fundamental frequency or to 40 GHz, whichever is lower.
- (2) If the intentional radiator operates at or above 10 GHz and below 30 GHz: to the fifth harmonic of the highest fundamental frequency or to 100 GHz, whichever is lower.
- (3) If the intentional radiator operates at or above 30 GHz: to the fifth harmonic of the highest fundamental frequency or to 200 GHz, whichever is lower, unless specified otherwise elsewhere in the rules.
- (4) If the intentional radiator contains a digital device, regardless of whether this digital device controls the functions of the intentional radiator or the digital device is used for additional control or function purposes other than to enable the operation of the intentional radiator, the frequency range shall be investigated up to the range specified in paragraphs (a)(1)-(a)(3) of this section or the range applicable to the digital device, as shown in paragraph (b)(1) of this Section, whichever is the higher frequency range of investigation.

For hand-held devices, a exploratory test was performed with three (3) orthogonal planes to determine the highest emissions.

When an emission was found, the table was rotated to produce the maximum signal strength. At this point, the antenna was raised and lowered from 1m to 4m. The antenna was placed in both the horizontal and vertical planes.



Registration number: W6M21912-19560-C-1  
FCC ID: WCO-DS101

When the radiated emission limits are expressed in terms of the average value of the emission, and pulsed operation is employed, the measurement field strength shall be determined by averaging over one complete pulse train, including blanking intervals, as long as the pulse train does not exceed 0.1 seconds. As an alternative (provided the transmitter operates for longer than 0.1 seconds) or in cases where the pulse train exceeds 0.1 seconds, the measured field strength shall be determined from the average absolute voltage during a 0.1 second interval during which the field strength is at its maximum value.

The formula is as follows:

Average = Peak + Duty Factor

Duty Factor =  $20 \log(\text{dwell time}/T)$

T = 100ms when the pulse train period is over 100 ms or the period of the pulse train.

Modified Limits for peak according to 15.35 (b) = Max Permitted average Limits + 20dB

ANSI STANDARD C63.10-2013 B.2.7: Any measurements that utilize special test software shall be indicated and referenced in the test report. During testing, test software 'EZ EMC' was used for setting up different operation modes.



Registration number: W6M21912-19560-C-1  
FCC ID: WCO-DS101

**3 Test results (enclosure)**

TEST CASE	Para. Number	Required	Test passed	Test failed
Peak Output Power	15.247(b)	<input checked="" type="checkbox"/>	<input checked="" type="checkbox"/>	<input type="checkbox"/>
Equivalent isotropically radiated Power	15.247(b)	<input checked="" type="checkbox"/>	<input checked="" type="checkbox"/>	<input type="checkbox"/>
Spurious Emissions radiated – Transmitter operating	15.247(d): 15.209	<input checked="" type="checkbox"/>	<input checked="" type="checkbox"/>	<input type="checkbox"/>
Band Edge Measurement	15.247(d)	<input checked="" type="checkbox"/>	<input checked="" type="checkbox"/>	<input type="checkbox"/>
Minimum 6 dB Bandwidth	15.247(a)(2)	<input checked="" type="checkbox"/>	<input checked="" type="checkbox"/>	<input type="checkbox"/>
Peak Power Spectral Density	15.247(e)	<input checked="" type="checkbox"/>	<input checked="" type="checkbox"/>	<input type="checkbox"/>
Radiated Emission from Receiver part	15.109	<input checked="" type="checkbox"/>	<input checked="" type="checkbox"/>	<input type="checkbox"/>
Power Line Conducted Emission	15.207	<input checked="" type="checkbox"/>	<input checked="" type="checkbox"/>	<input type="checkbox"/>

The following is intentionally left blank.



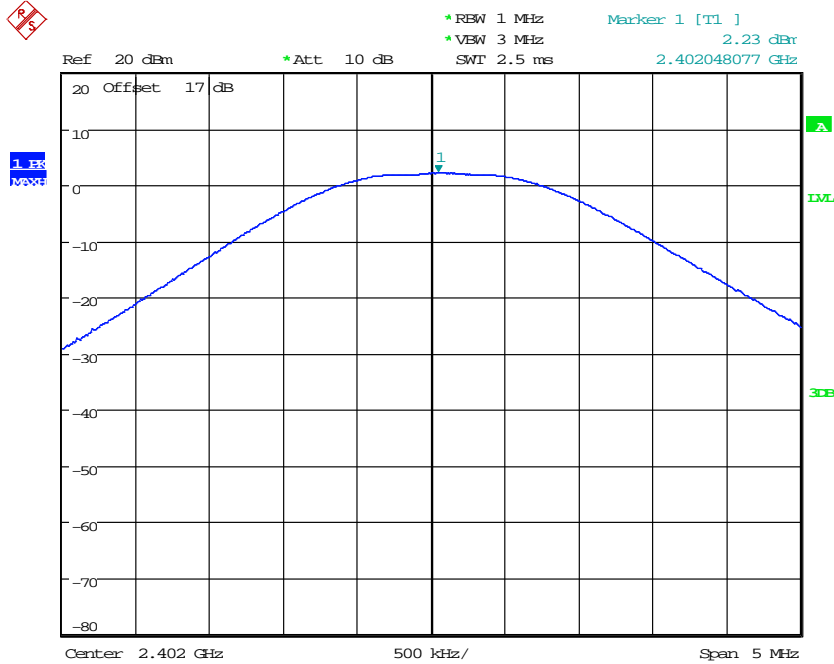
Registration number: W6M21912-19560-C-1  
FCC ID: WCO-DS101

## 3.1 Peak Output Power (transmitter)

FCC Rule: 15.247(b)(3)

This measurement applies to equipment with an integral antenna and to equipment with an antenna connector and equipped with an antenna as declared by the applicant.

BT4.0

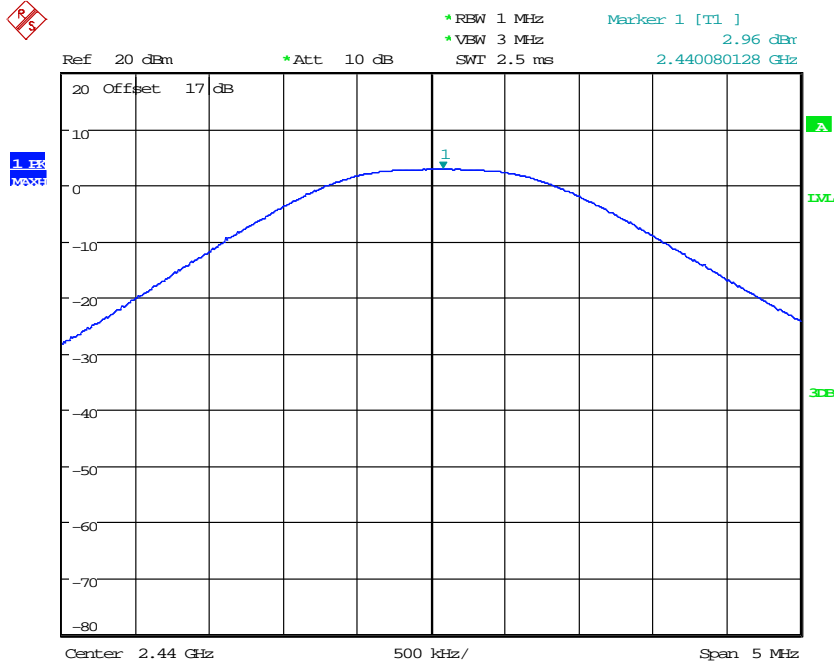


MAX OUTPUT POWER BT4.0 CH00  
Date: 10.FEB.2020 14:17:59

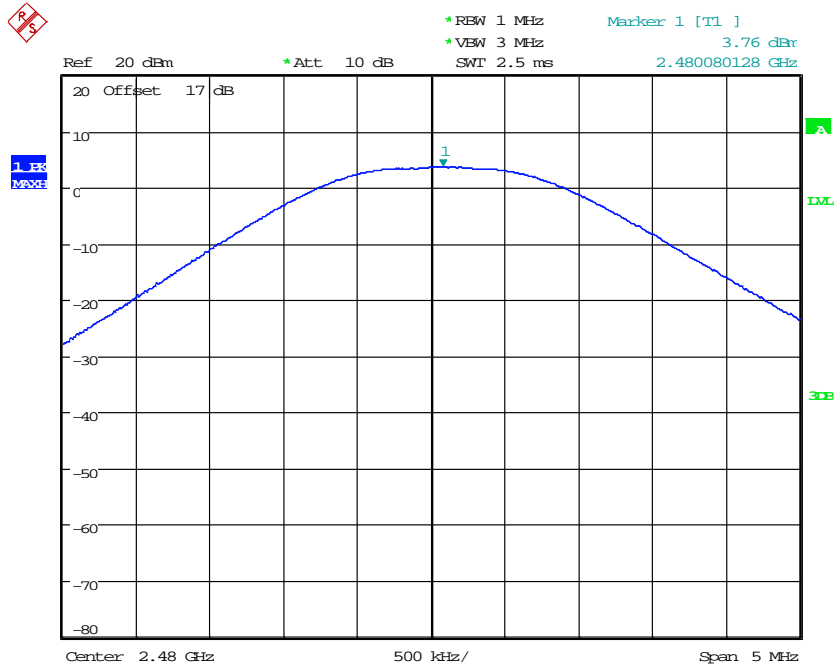


# Worldwide Testing Services(Taiwan) Co., Ltd.

Registration number: W6M21912-19560-C-1  
FCC ID: WCO-DS101



MAX OUTPUT POWER BT4.0 CH19  
Date: 10.FEB.2020 14:18:53



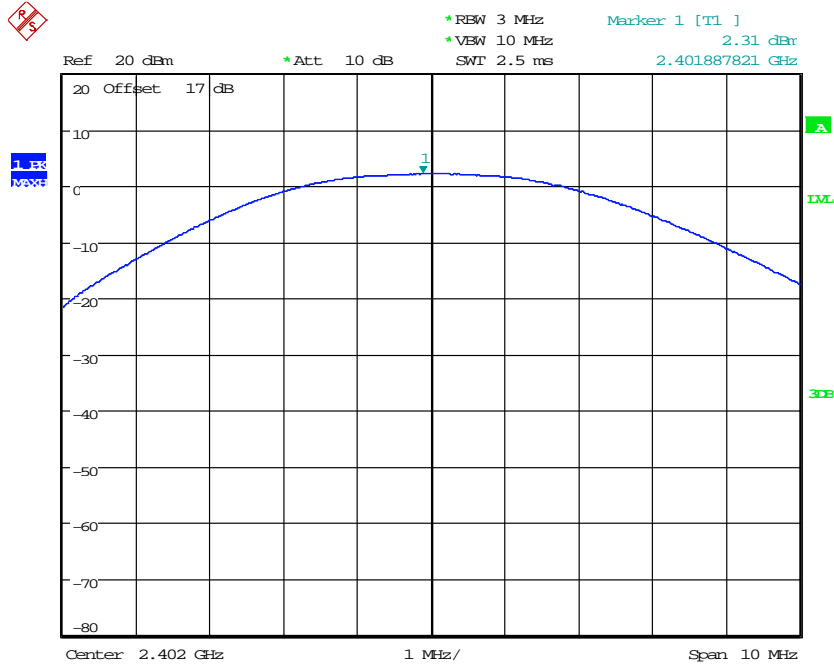
MAX OUTPUT POWER BT4.0 CH39  
Date: 10.FEB.2020 14:19:45



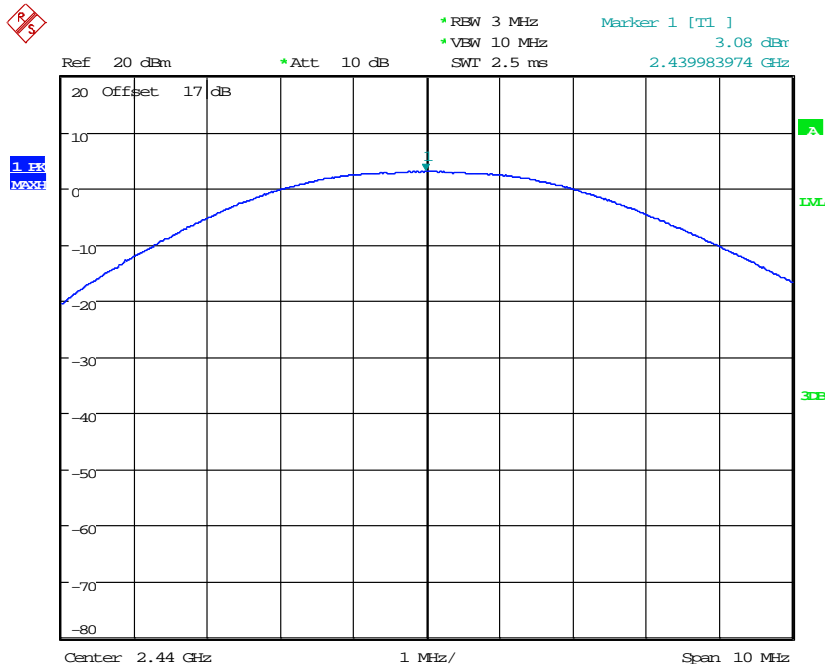
# Worldwide Testing Services(Taiwan) Co., Ltd.

Registration number: W6M21912-19560-C-1  
FCC ID: WCO-DS101

BT5.0



MAX OUTPUT POWER BT5.0 CH0  
Date: 10.FEB.2020 14:24:14



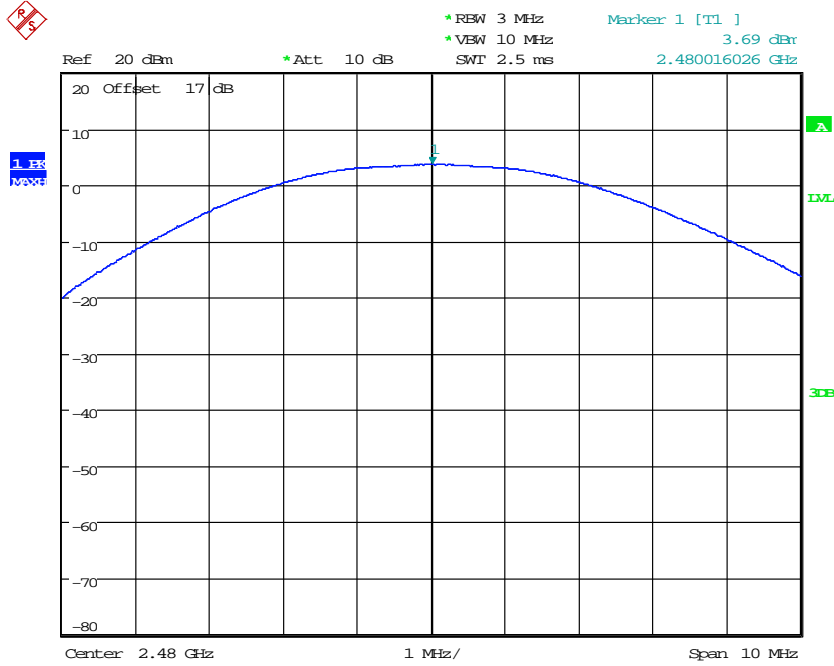
MAX OUTPUT POWER BT5.0 CH19  
Date: 10.FEB.2020 14:24:44





# Worldwide Testing Services(Taiwan) Co., Ltd.

Registration number: W6M21912-19560-C-1  
 FCC ID: WCO-DS101



MAX OUTPUT POWER BT5.0 CH39  
 Date: 10.FEB.2020 14:25:07

**Limits:**

Frequency MHz	Power dBm
902 - 928	30
2400 - 2483.5	30
5725 - 5850	30

In case of employing transmitter antennas having antenna gain > 6 dBi and using fixed point-to point operation consider §15.247 (b)(4)

Test equipment used: ETSTW-RE 055, ETSTW-RE 050, ETSTW-RE 064



Registration number: W6M21912-19560-C-1  
 FCC ID: WCO-DS101

**3.2 Equivalent Isotropic Radiated Power (EIRP)**

FCC Rule: 15.247(b)(3)

BT4.0

EIRP = max. conducted output power + antenna gain

$EIRP = 3.76 \text{ dBm} + (2.71 \text{ dBi [antenna gain claimed by manufacturer]}) = 6.47 \text{ dBm} = 4.4361 \text{ mW}$

BT5.0

EIRP = max. conducted output power + antenna gain

$EIRP = 3.69 \text{ dBm} + (2.71 \text{ dBi [antenna gain claimed by manufacturer]}) = 6.4 \text{ dBm} = 4.3652 \text{ mW}$

**3.3 Exemption Limits for Routine Evaluation according to 47 CFR FCC Part 2 Subpart J, section 2.1091**

FCC OET Bulletin 65 Edition 97.01 determines the equations for predicting RF fields and applicable limits.

The prediction for power density in the far-field but will over-predict power density in the near field, where it could be used for walking a “worst case” or conservative prediction.

Systems operating under the provisions of this section shall be operated in a manner that ensures that the public is not exposed to radio frequency energy levels in excess limit for maximum permissible exposure. In accordance with 47 CFR FCC Part 2 Subpart J, section 2.1091 this device has been defined as a mobile device whereby a distance of 20 cm normally can be maintained between the user and the device.

**MPE Calculation Method**

**(A) Limits for Occupational/Controlled Exposure**


Frequency Range (MHz)	Electric Field Strength (E) (V/m)	Magnetic Field Strength (H) (A/m)	Power Density (S) (mW/cm <sup>2</sup> )	Averaging Time (minutes)
0.3-3.0	614	1.63	(100)*	6
3.0-30	1842/f	4.89/f	(900/f <sup>2</sup> )*	6
30-300	61.4	0.163	1.0	6
300-1500	--	--	f/300	6
1500-100,000	--	--	5	6

**(B) Limits for General Population/Uncontrolled Exposure**

Frequency Range (MHz)	Electric Field Strength (E) (V/m)	Magnetic Field Strength (H) (A/m)	Power Density (S) (mW/cm <sup>2</sup> )	Averaging Time (minutes)
0.3-1.34	614	1.63	(100)*	30
1.34-30	824/f	2.19/f	(180/f <sup>2</sup> )*	30
30-300	27.5	0.073	0.2	30
300-1500	--	--	f/1500	30
1500-100,000	--	--	1.0	30

f = frequency in MHz

\*Plane-wave equivalent power density



Registration number: W6M21912-19560-C-1  
FCC ID: WCO-DS101

E = Electric field (V/m) P = output power (W) G = EUT Antenna numeric gain (numeric)  
d = Separation distance between radiator and human body (m)

The formula can be changed to  $\text{mW/cm}^2$ .

$$Pd \cdot \frac{30 \times P \times G}{377 \times d^2}$$

Established separation distance is 20 cm.

Operating frequency band: 2402-2480 MHz

The product meets RF exposure requirement.

Because the power density of  $0.0009 \text{ mW/cm}^2$  at 2480 MHz is below the power density limit of  $1 \text{ mW/cm}^2$ .



Registration number: W6M21912-19560-C-1  
FCC ID: WCO-DS101

**3.4 Transmitter Radiated Emissions in Restricted Bands**

FCC Rules: 15.247 (d), 15.205, 15.209, 15.35

Radiated emission measurements were performed from 30 MHz to 26500 MHz.

For radiated emission tests, the analyzer setting was as followings:

Frequency  $\leq$  1 GHz, RBW:100 kHz, VBW: 100 kHz (Peak measurements)

Frequency  $>$  1 GHz, RBW: 1 MHz, VBW: 1 MHz (Peak measurements)

Frequency  $>$  1 GHz , RBW:1 MHz , VBW: 10 Hz (Average measurements)

Limits.

For frequencies below 1GHz:

Frequency of Emission (MHz)	Field strength (microvolts/meter)	Field Strength (dB microvolts/meter)
30 - 88	100	40.0
88 - 216	150	43.5
216 - 960	200	46.0
Above	500	54.0

For frequencies above 1GHz (Average measurements).

Guidance on Measurement of Digit Transmission Systems:

“If the emission is pulsed, modify the unit for continuous operation, use the setting shown above, then correct the reading by subtracting the peak-average correction factor, derived from the appropriate duty cycle calculation.”

The correction factor, based on the total channel dwell time in a 100 ms period, may be mathematically applied to a measurement made with an average detector, to further reduce the value.

Duty cycle correction =  $20 \log (\text{dwell time} / 100\text{ms})$

Note: No duty cycle correction was added to the reading of this EUT.

Explanation: See attached diagrams in Appendix.



Registration number: W6M21912-19560-C-1

FCC ID: WCO-DS101

## **3.5 Spurious Emissions (tx)**

Spurious emission was measured with modulation (declared by manufacturer).

In any 100 kHz bandwidth outside the frequency band in which the intentional radiator is operating, the radio frequency power that is produced by the intentional radiator shall be at least 20dB below that in the 100 kHz bandwidth within the band that contains the highest level of the desired power, based on either an RF conducted or a radiated measurement. Attenuation below the general limits specified in § 15.209(a) is not required. In addition, radiated emissions which fall in the restricted bands, as defined in § 15.205(a), must also comply with the radiated emission limits specified in § 15.209(a) (see § 15.205(c))

FCC Rule: 15.247(d), 15.35

For out of band emissions that are close to or that exceed the 20 dB attenuation requirement described in the specification, radiated measurements were performed at a 3 m separation distance to determine whether these emissions complied with the general radiated emission requirement.

Limits:

For frequencies above 1GHz (Peak measurements).

Modified Limit for peak according to 15.35 (b) = Max Permitted average Limits + 20dB

For frequencies above 1GHz (Average measurements).

Max. reading – 20dB

Max. reading – 20 dB


Guidance on Measurement of Digit Transmission Systems:

“If the emission is pulsed, modify the unit for continuous operation, use the settings shown above, then correct the reading by subtracting the peak-average correction factor, derived from the appropriate duty cycle calculation.”

The correction factor, based on the total channel dwell time in a 100 ms period, may be mathematically applied to a measurement made with an average detector, to further reduce the value.

Duty Cycle correction =  $20 \log (\text{dwell time}/100\text{ms})$

Note: No duty cycle correction was added to the reading of EUT.



# Worldwide Testing Services(Taiwan) Co., Ltd.

Registration number: W6M21912-19560-C-1  
 FCC ID: WCO-DS101

SAMPLE CALCULATION OF LIMIT. All results will be updated by an automatic measuring system in accordance with point 2.3.

Calculation of test results:

Such factors like antenna correction, cable loss, external attenuation etc. are already included in the provided measurement results. This is done by using validated test software and calibrated test system according the accreditation requirements.

The peak and average spurious emission plots was measured with the average limits.

In the Table being listed the critical peak and average value and exhibit the compliance with the above calculated Limits.

If in the column's correction factor states a value then the max. Field strength in the same row is corrected by a value gained from the "Correction Factor".

### Summary table with radiated data of the test plots

Model: DS-101 Date: --  
 Mode: -- Temperature: -- °C Engineer: --  
 Polarization: -- Humidity: -- %

Frequency (MHz)	Reading (dBuV)	Detector	Factor (dB)	Result (dBuV/m)	Limit (dBuV/m)	Margin (dB)	Table Degree (Deg.)	Ant. High (cm)
--	--	--	--	--	--	--	--	--
--	--	--	--	--	--	--	--	--

Frequency (MHz)	Reading (dBuV)		Factor (dB) Corr.	Result (dBuV/m)		Limit (dBuV/m)		Margin (dB)	Table Degree (Deg.)	Ant. High (m)
	Peak	Ave.		Peak	Ave.	Peak	Ave.			
--	--	--	--	--	--	--	--	--	--	--
--	--	--	--	--	--	--	--	--	--	--
--	--	--	--	--	--	--	--	--	--	--
--	--	--	--	--	--	--	--	--	--	--

### Note

1. Correction Factor = Antenna factor + Cable loss - Preamplifier
2. The formula of measured value as: Test Result = Reading + Correction Factor
3. Detector function in the form : PK = Peak, QP = Quasi Peak, AV = Average
4. All not in the table noted test results are more than 20 dB below the relevant limits.
5. After evaluated, the test result in this report adopt the worst case to measure, please see attached diagrams in appendix.

**TEST RESULT (Transmitter):** The unit DOES meet the FCC requirements.

Test equipment used: ETSTW-RE 030, ETSTW-RE 111, ETSTW-RE 088, ETSTW-RE 018, ETSTW-RE 064



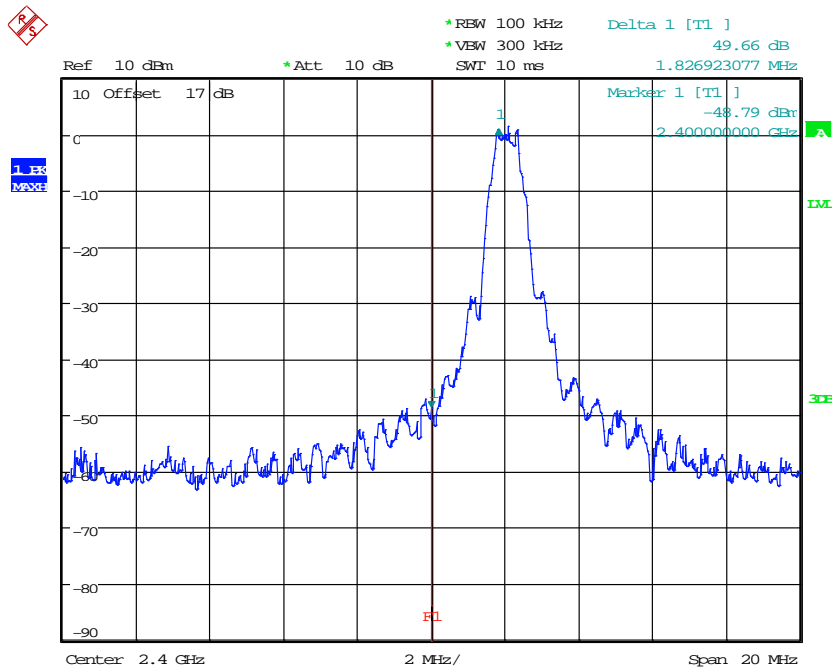
Registration number: W6M21912-19560-C-1  
FCC ID: WCO-DS101

### 3.6 Radiated Emission on the band edge

According to FCC rules part 15 subpart C §15.247(d) in any 100 kHz bandwidth outside the frequency band in which the intentional radiator is operating, the radio frequency power that is produced by the intentional radiator shall be at least 20dB below that in the 100 kHz bandwidth within the band that contains the highest level of the desired power, based on either an RF conducted or a radiated measurement. Attenuation below the general limits specified in § 15.209(a) is not required.

In addition radiated emission which fall in the restricted bands, as defined in section 15.205(a), must also with the radiated emission limits.

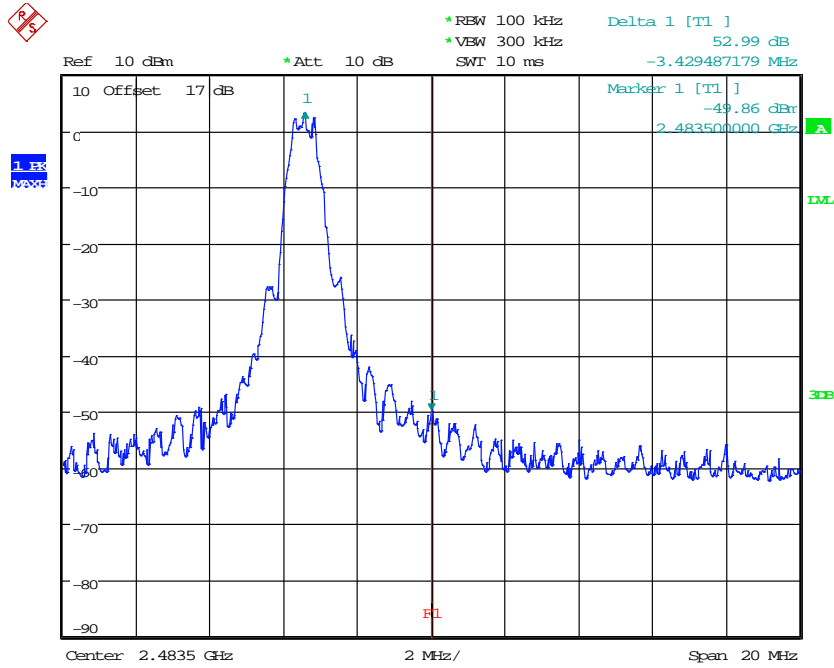
BT4.0



BANDEGE BT4.0 CH00  
Date: 10.FEB.2020 14:18:31

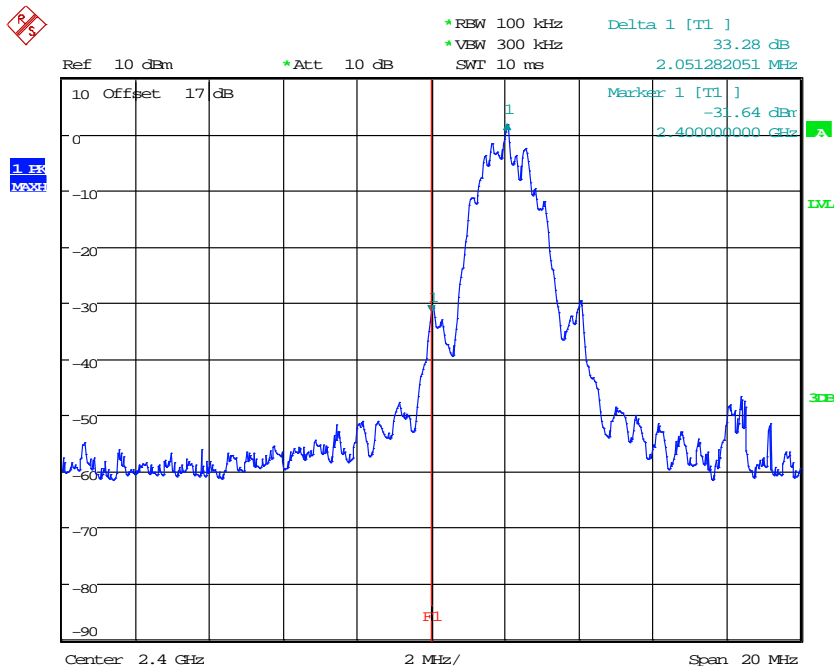


Registration number: W6M21912-19560-C-1  
FCC ID: WCO-DS101



BANDEDGE BT4.0 CH39  
Date: 10.FEB.2020 14:20:17

## BT5.0



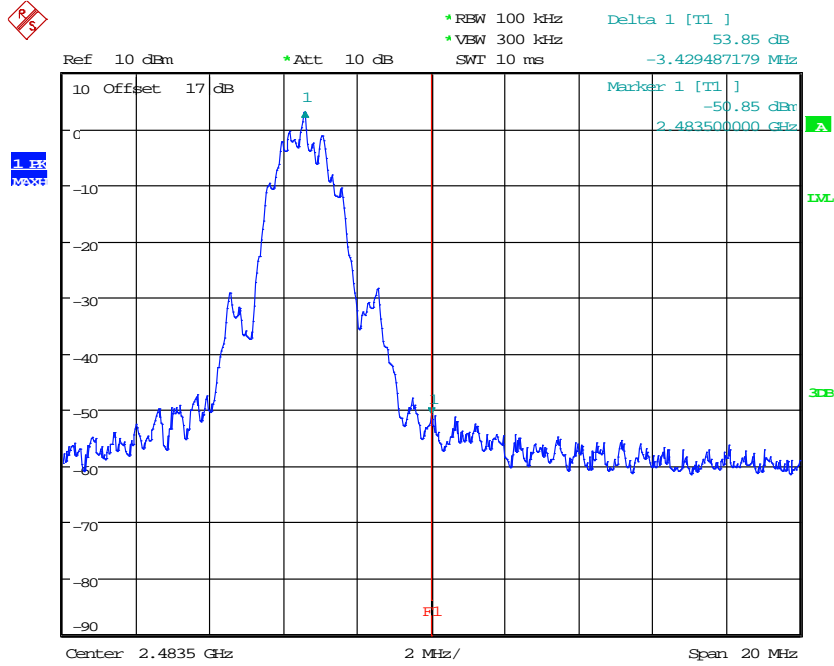
BANDEDGE BT5.0 CH0  
Date: 10.FEB.2020 14:21:26





# Worldwide Testing Services(Taiwan) Co., Ltd.

Registration number: W6M21912-19560-C-1  
 FCC ID: WCO-DS101



BANDEDGE BT5.0 CH39  
 Date: 10.FEB.2020 14:20:56

Limit:

Frequency Range / MHz	Limit
902 - 928	- 20 dB
2400 - 2483.5	
5725 - 5850	

Test equipment used: ETSTW-RE 055, ETSTW-RE 050, ETSTW-RE 064

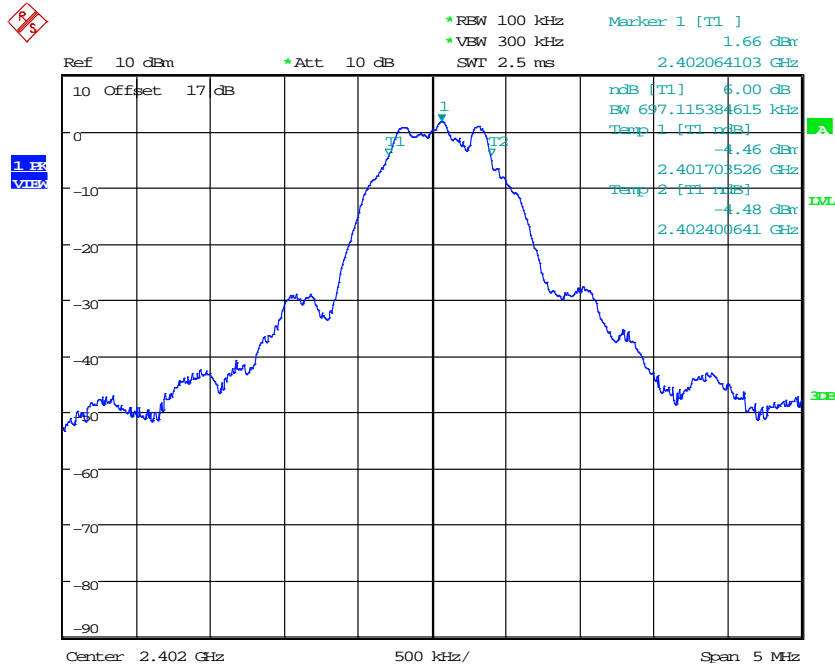


Registration number: W6M21912-19560-C-1  
FCC ID: WCO-DS101


## 3.7 Minimum 6 dB Bandwidth

The analyzer ResBW was set to 100 kHz. For each RF output channel investigated, the spectrum analyzer center frequency was set to the channel carrier. A PEAK reading was taken, two markers were set 6 dB below the maximum level on the right and the left side of the emission. The 6 dB bandwidth is the frequency difference between the two markers.

BT4.0

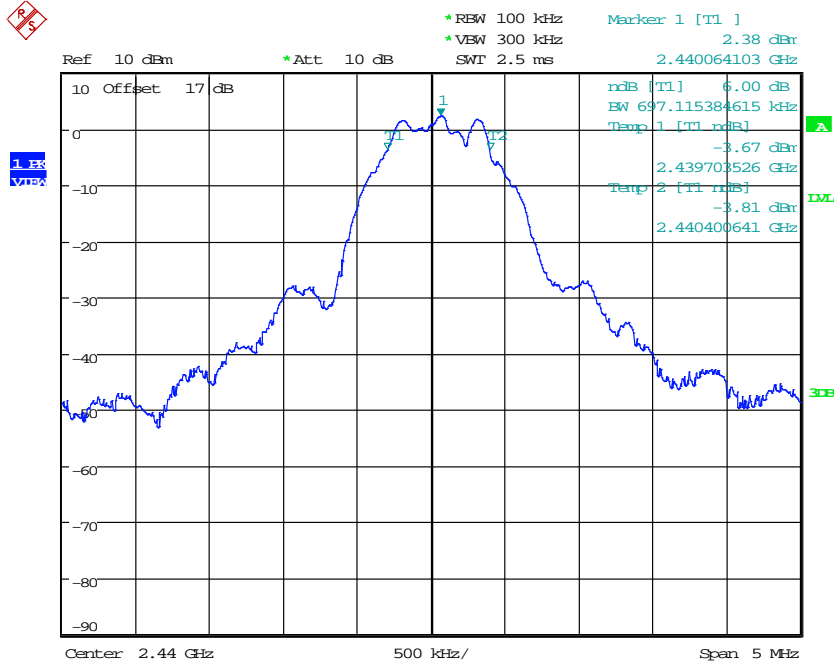


6DB BANDWIDTH BT4.0 CH00  
Date: 10.FEB.2020 14:18:11

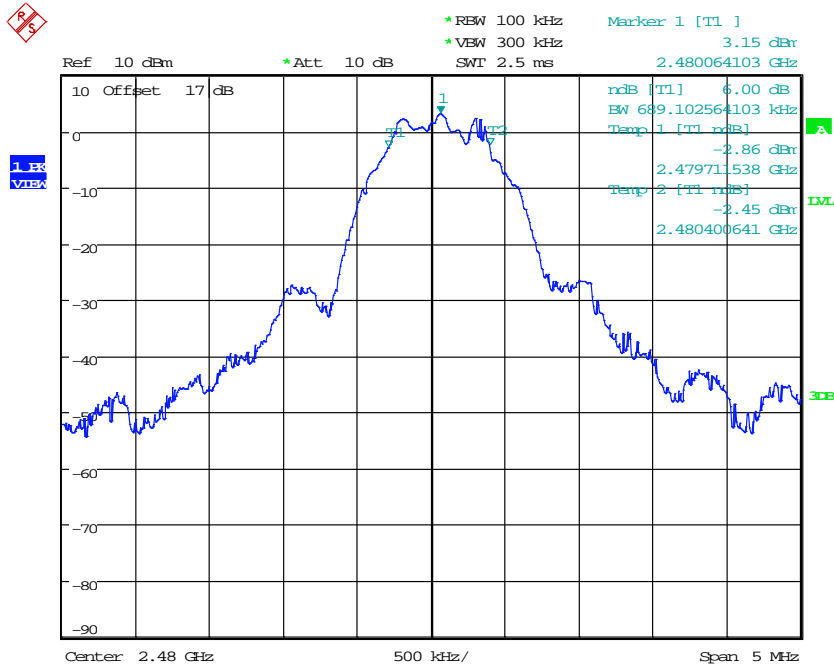


# Worldwide Testing Services(Taiwan) Co., Ltd.

Registration number: W6M21912-19560-C-1  
FCC ID: WCO-DS101



6DB BANDWIDTH BT4.0 CH19  
Date: 10.FEB.2020 14:19:03



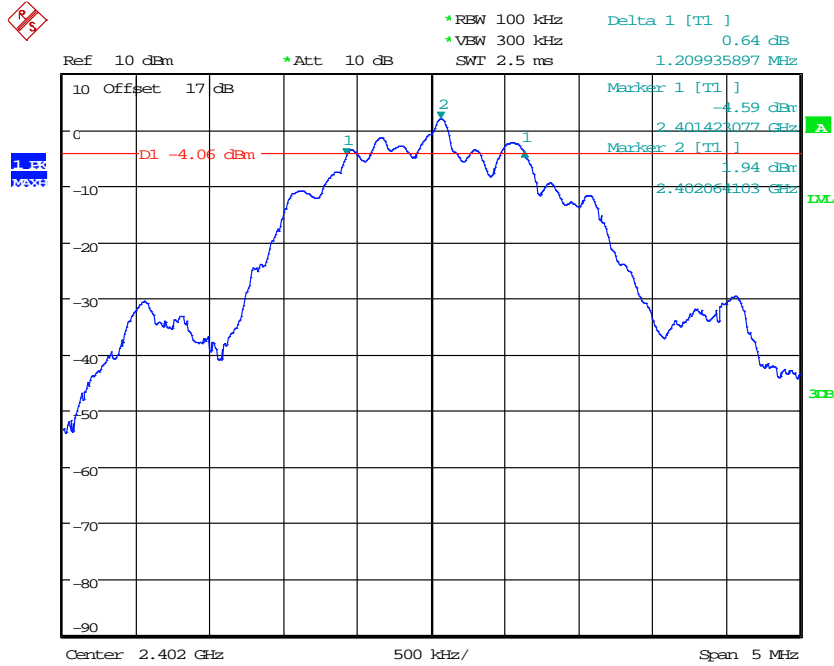
6DB BANDWIDTH BT4.0 CH39  
Date: 10.FEB.2020 14:19:55



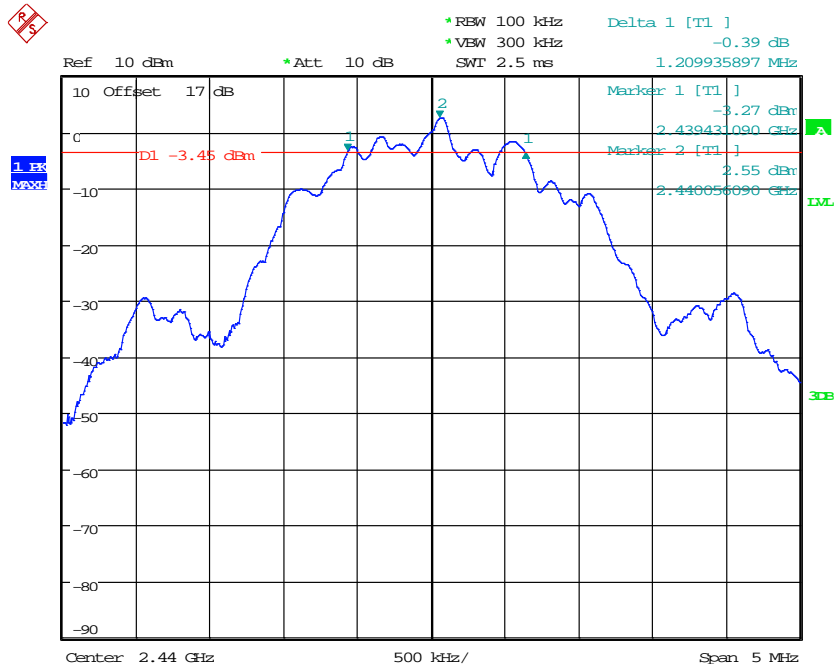
# Worldwide Testing Services(Taiwan) Co., Ltd.

Registration number: W6M21912-19560-C-1  
FCC ID: WCO-DS101


BT5.0



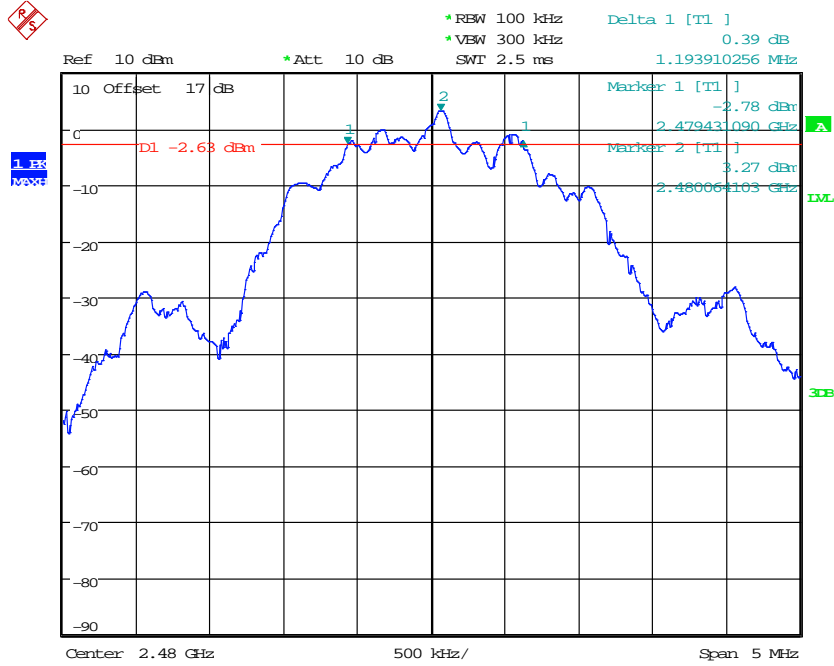
6DB BANDWIDTH BT5.0 CH0  
Date: 10.FEB.2020 14:29:19



6DB BANDWIDTH BT5.0 CH19  
Date: 10.FEB.2020 14:28:27



Registration number: W6M21912-19560-C-1  
 FCC ID: WCO-DS101



6DB BANDWIDTH BT5.0 CH39  
 Date: 10.FEB.2020 14:27:45

**Limits:**

Frequency Range MHz	Limits
902-928	min 500 kHz
2400-2483.5	min 500 kHz
5725-5850	min 500 kHz

Test equipment used: ETSTW-RE 055, ETSTW-RE 050

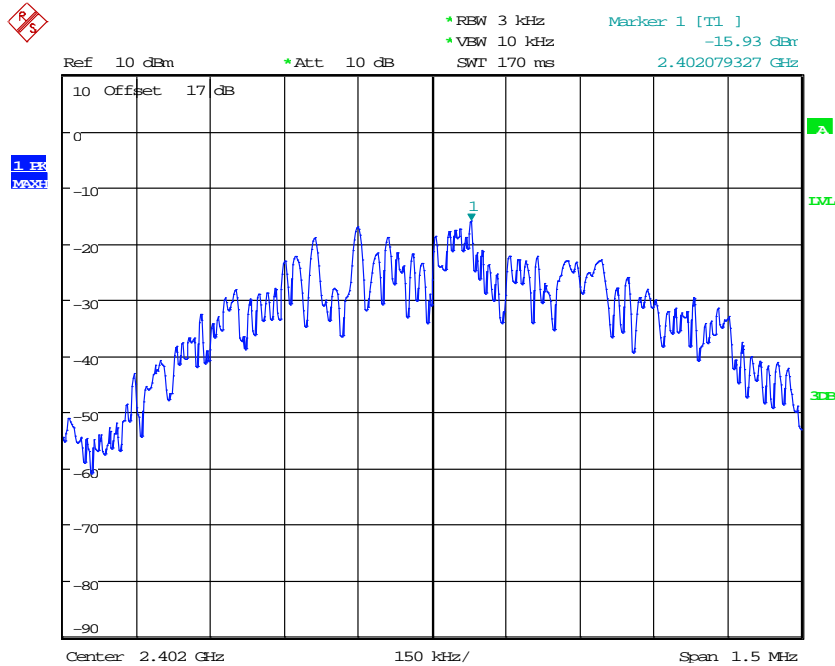


Registration number: W6M21912-19560-C-1  
FCC ID: WCO-DS101

### 3.8 Peak Power Spectral Density

Peak Power Spectral density is a measured at low, middle and high channel.  
The peak output power is measured with a measurement bandwidth of 10 MHz and displayed on diagram together with Peak Power Spectral Density result which was measured with a bandwidth of 3 kHz, appreciate frequency span and sweep time.

BT4.0

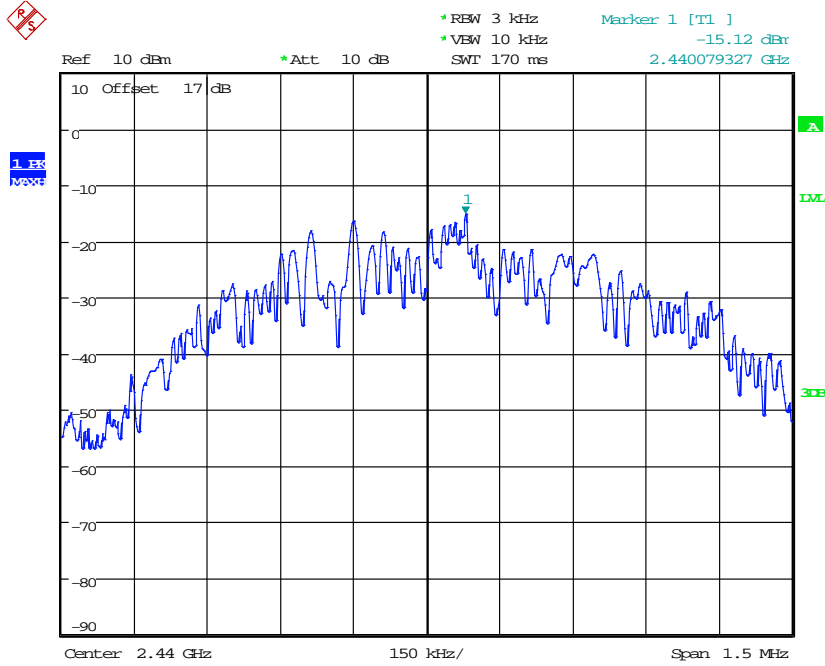


POWER DENSITY BT4.0 CH00  
Date: 10.FEB.2020 14:18:23

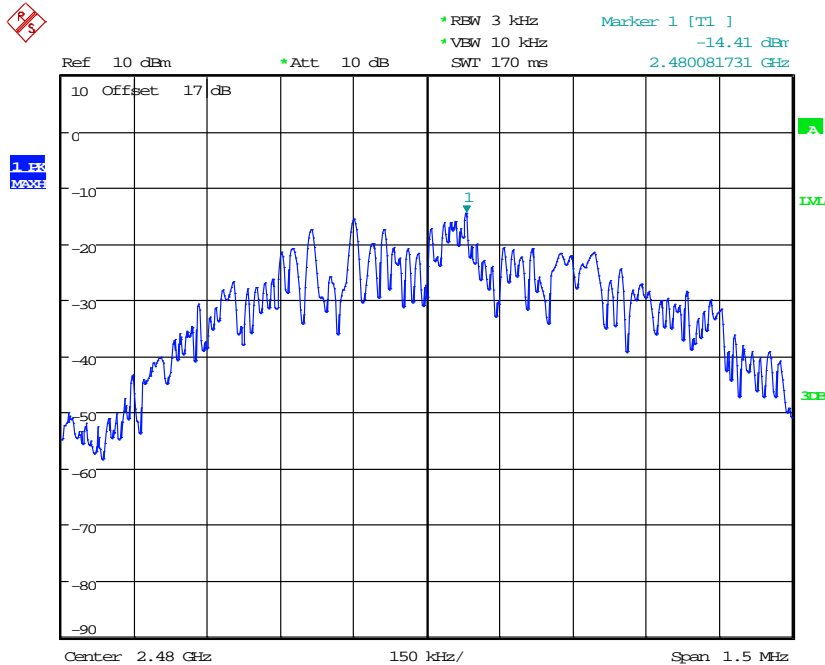


# Worldwide Testing Services(Taiwan) Co., Ltd.

Registration number: W6M21912-19560-C-1  
FCC ID: WCO-DS101



POWER DENSITY BT4.0 CH19  
Date: 10.FEB.2020 14:19:17



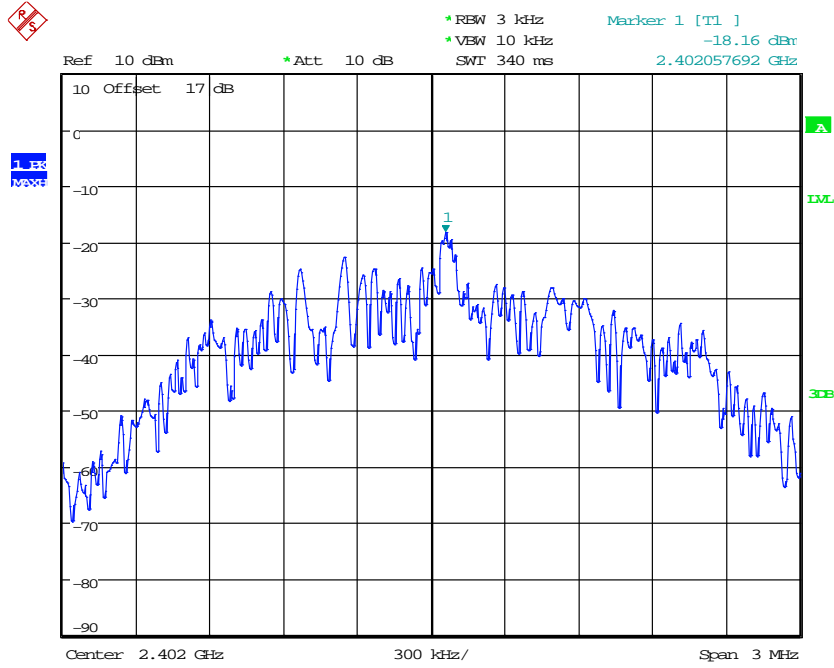
POWER DENSITY BT4.0 CH39  
Date: 10.FEB.2020 14:20:09



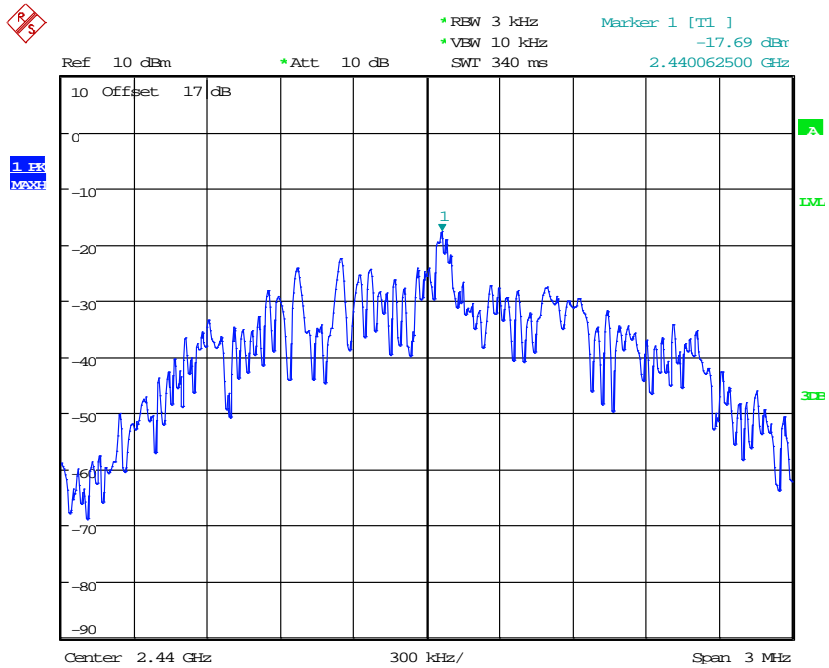
# Worldwide Testing Services(Taiwan) Co., Ltd.

Registration number: W6M21912-19560-C-1  
FCC ID: WCO-DS101

BT5.0



POWER DENSITY BT5.0 CH0  
Date: 10.FEB.2020 14:17:36

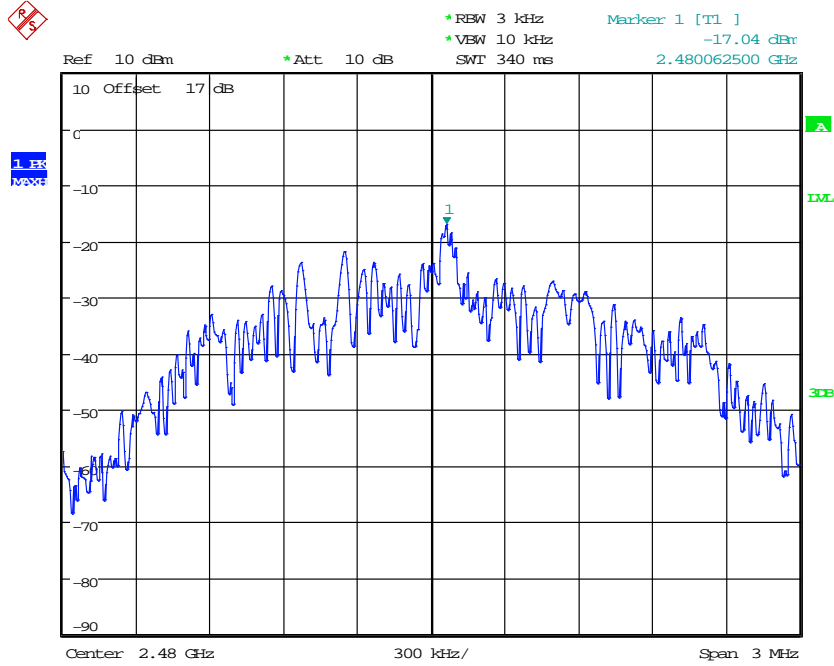


POWER DENSITY BT5.0 CH19  
Date: 10.FEB.2020 14:17:19





Registration number: W6M21912-19560-C-1  
 FCC ID: WCO-DS101



POWER DENSITY BT5.0 CH39  
 Date: 10.FEB.2020 14:16:54

**Limits:**

Frequency Range MHz	dBm
902-928	8
2400-2483.5	8
5725-5850	8

Test equipment used: ETSTW-RE 055, ETSTW-RE 050



Registration number: W6M21912-19560-C-1  
 FCC ID: WCO-DS101

**3.9 Radiated Emission from Receiver Part**

Model: DS-101 Date: --  
 Mode: -- Temperature: -- °C Engineer: --  
 Polarization: -- Humidity: -- %


Frequency (MHz)	Reading (dBuV)	Detector	Factor (dB)	Result (dBuV/m)	Limit (dBuV/m)	Margin (dB)	Table Degree (Deg.)	Ant. High (cm)
--	--	--	--	--	--	--	--	--
--	--	--	--	--	--	--	--	--

Frequency (MHz)	Reading (dBuV)		Factor (dB) Corr.	Result (dBuV/m)		Limit (dBuV/m)		Margin (dB)	Table Degree (Deg.)	Ant. High (m)
	Peak	Ave.		Peak	Ave.	Peak	Ave.			
--	--	--	--	--	--	--	--	--	--	--
--	--	--	--	--	--	--	--	--	--	--
--	--	--	--	--	--	--	--	--	--	--
--	--	--	--	--	--	--	--	--	--	--

**Note**

1. Correction Factor = Antenna factor + Cable loss - Preamplifier
2. The formula of measured value as: Test Result = Reading + Correction Factor
3. Detector function in the form : PK = Peak, QP = Quasi Peak, AV = Average
4. All not in the table noted test results are more than 20 dB below the relevant limits.
5. Please see attached diagrams in appendix.

Test equipment used: ETSTW-RE 030, ETSTW-RE 111, ETSTW-RE 088, ETSTW-RE 018, ETSTW-RE 064

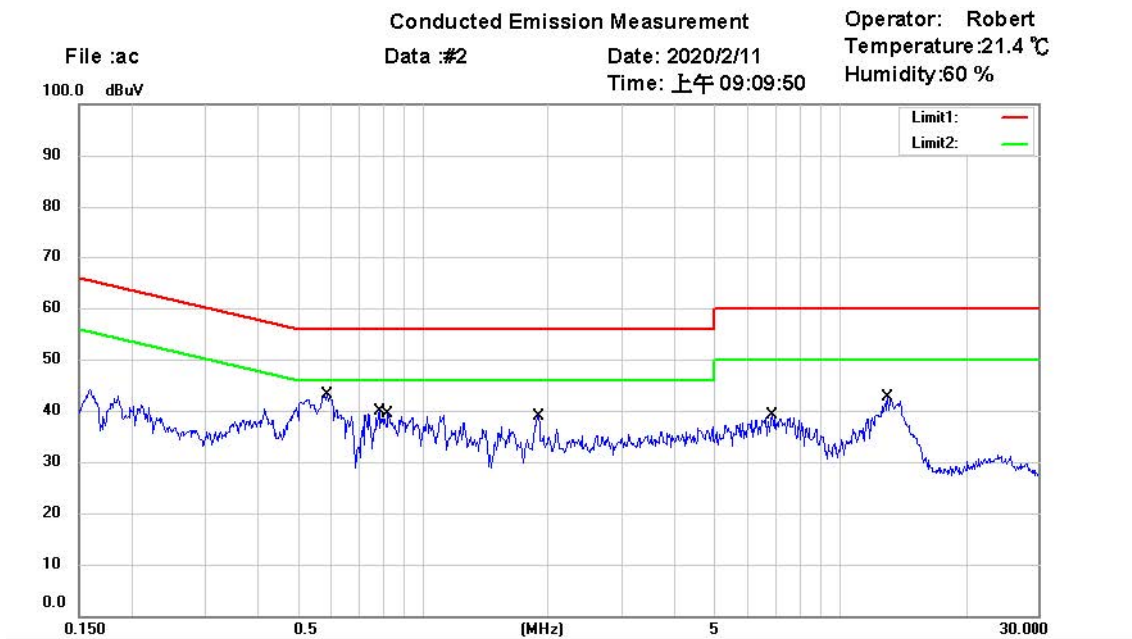


Registration number: W6M21912-19560-C-1  
 FCC ID: WCO-DS101

### 3.10 Power Line Conducted Emission


For an intentional radiator which is designed to be connected to the public utility (AC) power line, the radio frequency voltage that is conducted back onto the AC line on any frequency or frequencies within the band 150 kHz to 30 MHz shall not exceed the limits in the table bellows with this provision shall be based on the measurement of the radio frequency voltage between each power line and ground at the power terminals.

This measurement was transact first with instrumentation using an average and peak detector and a 10 kHz bandwidth. If the peak detector achieves a calculated level, the measurement is repeated by an instrumentation using a quasi-peak detector.



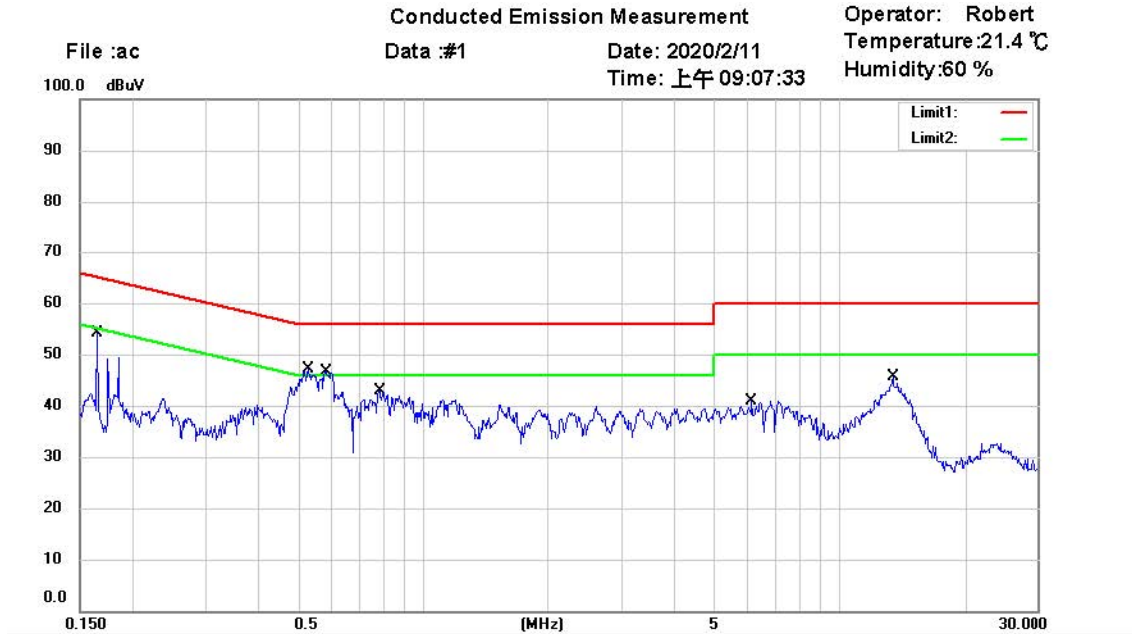
Site : Chamber\_03  
 Condition : FCC Part 15 Class B Conduction (QP) Phase: N  
 EUT : W6M21912-19560 Power : 120 Va.c.  
 M/N:  
 Test Mode : Charger  
 Note :

Mk.	Frequency (MHz)	Reading (dBuV)	Detector	Corrected factor(dB)	Result (dBuV)	Limit (dBuV)	Margin (dB)	Comment
*	0.5877	29.95	QP	9.67	39.62	56.00	-16.38	
	0.5877	19.48	AVG	9.67	29.15	46.00	-16.85	
	0.7835	24.25	QP	9.65	33.90	56.00	-22.10	
	0.7835	18.06	AVG	9.65	27.71	46.00	-18.29	
	0.8217	23.48	QP	9.65	33.13	56.00	-22.87	
	0.8217	16.92	AVG	9.65	26.57	46.00	-19.43	
	1.8883	22.24	QP	9.55	31.79	56.00	-24.21	
	1.8883	15.40	AVG	9.55	24.95	46.00	-21.05	
	6.8625	20.45	QP	10.46	30.91	60.00	-29.09	
	6.8625	12.30	AVG	10.46	22.76	50.00	-27.24	
	12.9750	22.57	QP	10.72	33.29	60.00	-26.71	
	12.9750	10.18	AVG	10.72	20.90	50.00	-29.10	



# Worldwide Testing Services(Taiwan) Co., Ltd.

Registration number: W6M21912-19560-C-1  
 FCC ID: WCO-DS101



Site : Chamber\_03  
 Condition : FCC Part 15 Class B Conduction (QP)      Phase: L1  
 EUT : W6M21912-19560      Power : 120 Va.c.  
 M/N:  
 Test Mode : Charger  
 Note :

Mk.	Frequency (MHz)	Reading (dBuV)	Detector	Corrected factor(dB)	Result (dBuV)	Limit (dBuV)	Margin (dB)	Comment
	0.1647	22.06	QP	9.76	31.82	65.22	-33.40	
	0.1647	13.75	AVG	9.76	23.51	55.22	-31.71	
	0.5292	34.26	QP	9.70	43.96	56.00	-12.04	
*	0.5292	26.59	AVG	9.70	36.29	46.00	-9.71	
	0.5810	34.74	QP	9.69	44.43	56.00	-11.57	
	0.5810	26.52	AVG	9.69	36.21	46.00	-9.79	
	0.7813	30.73	QP	9.67	40.40	56.00	-15.60	
	0.7813	20.89	AVG	9.67	30.56	46.00	-15.44	
	6.1500	24.44	QP	10.28	34.72	60.00	-25.28	
	6.1500	14.07	AVG	10.28	24.35	50.00	-25.65	
	13.3750	28.42	QP	10.64	39.06	60.00	-20.94	
	13.3750	15.61	AVG	10.64	26.25	50.00	-23.75	

- Note:**
1. The formula of measured value as: Test Result = Reading + Correction Factor
  2. The Correction Factor = Cable Loss + LISN Insertion Loss + Pulse Limit Loss
  3. Detector function in the form : PK = Peak, QP = Quasi Peak, AV = Average
  4. All not in the table noted test results are more than 20 dB below the relevant limits.
  5. Up Line: QP Limit Line, Down Line: Ave Limit Line.




# Worldwide Testing Services(Taiwan) Co., Ltd.

Registration number: W6M21912-19560-C-1  
FCC ID: WCO-DS101

**Limits:**

Frequency of Emission (MHz)	Conducted Limit (dBuV)	
	Quasi Peak	Average
0.15-0.5	66 to 56	56 to 46
0.5-5	56	46
5-30	60	50

Test equipment used: ETSTW-CE 001, ETSTW-CE 016, ETSTW-RE 045.




## **Appendix**

### **Photos**

1. External Photos
2. Internal Photos
3. Set Up Photo of Radiated Emission
4. Set Up Photo of Conducted Emission

### **Measurement diagrams**

Spurious Emissions radiated



Registration number: W6M21912-19560-C-1  
FCC ID: WCO-DS101

**Measurement diagrams**

Spurious Emissions radiated



Address:6F.,No.58,Ln 188,Ruey Kuang Rd,Neihu,Taipei  
 Tel:+886-2-6606-8877  
 Fax:+886-2-6606-8879

Radiated Emission Measurement

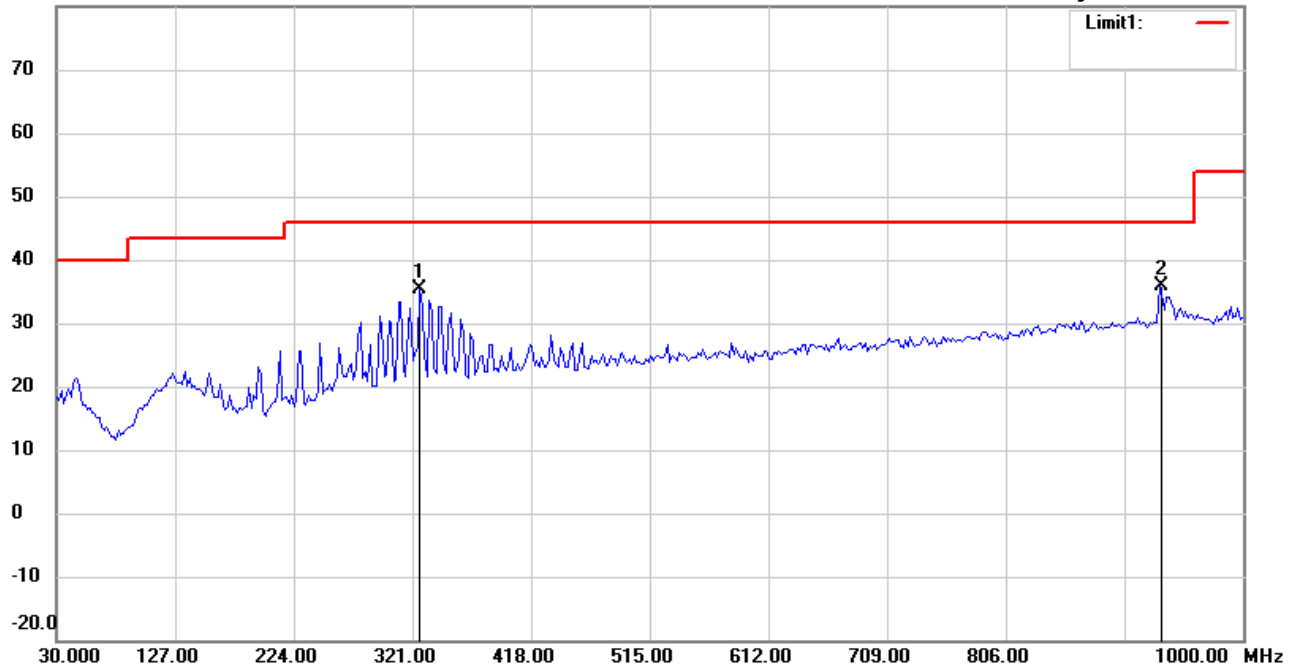
Operator: Sky

File :1\_BLE(1M)\_TX  
 80.0 dBuV/m

Data :#1

Date: 2/6/2020  
 Time: 8:53:56 AM

Temperature:21.5 °C  
 Humidity:64.4 %



Site : Chamber

Condition : FCC\_part 15 RE-Class C\_30-1000MHz

EUT : W6M21912-19560

M/N:

Test Mode : TX 2402MHz

Note :

Polarization: *Horizontal*

Power : 120 Va.c.

Distance: 3m

Mk.	Frequency (MHz)	Reading (dBuV)	Detector	Corr. factor (dB/m)	Result (dBuV/m)	Limit (dBuV/m)	Ant.Pos (cm)	Tab.Pos (deg.)	Margin (dB)	Comment
	327.4148	40.92	peak	-5.60	35.32	46.00	100	25	-10.68	
*	931.9640	32.09	peak	3.86	35.95	46.00	100	100	-10.05	





Radiated Emission Measurement

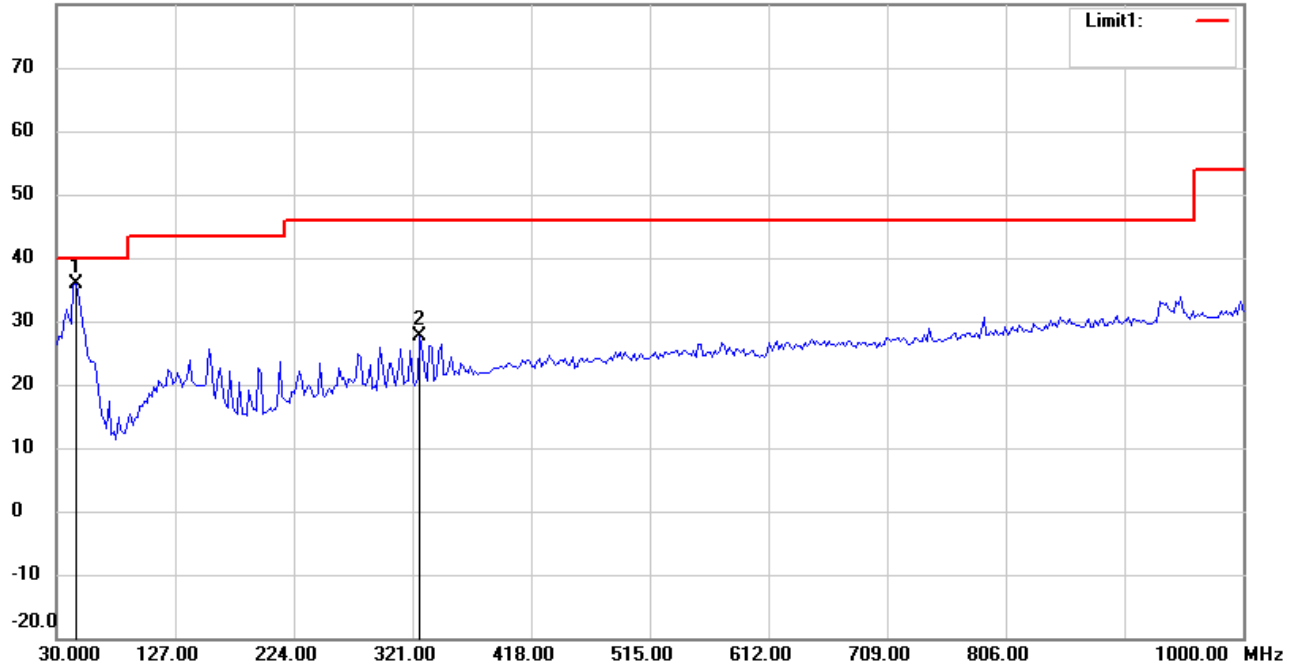
Operator: Sky

File :1\_BLE(1M)\_TX  
 80.0 dBuV/m

Data :#2

Date: 2/6/2020  
 Time: 8:55:44 AM

Temperature:21.5 °C  
 Humidity:64.4 %



Site : Chamber

Condition : FCC\_part 15 RE-Class C\_30-1000MHz

EUT : W6M21912-19560

M/N:

Test Mode : TX 2402MHz

Note :

Polarization: *Vertical*

Power : 120 Va.c.

Distance: 3m

Mk.	Frequency (MHz)	Reading (dBuV)	Detector	Corr. factor (dB/m)	Result (dBuV/m)	Limit (dBuV/m)	Ant.Pos (cm)	Tab.Pos (deg.)	Margin (dB)	Comment
*	45.5511	45.61	peak	-9.76	35.85	40.00	100	15	-4.15	
	327.4148	33.16	peak	-5.60	27.56	46.00	100	310	-18.44	



Address:6F.,No.58,Ln 188,Ruey Kuang Rd,Neihu,Taipei  
 Tel:+886-2-6606-8877  
 Fax:+886-2-6606-8879

**Radiated Emission Measurement**

Operator: Allen

File :3

Data :#1

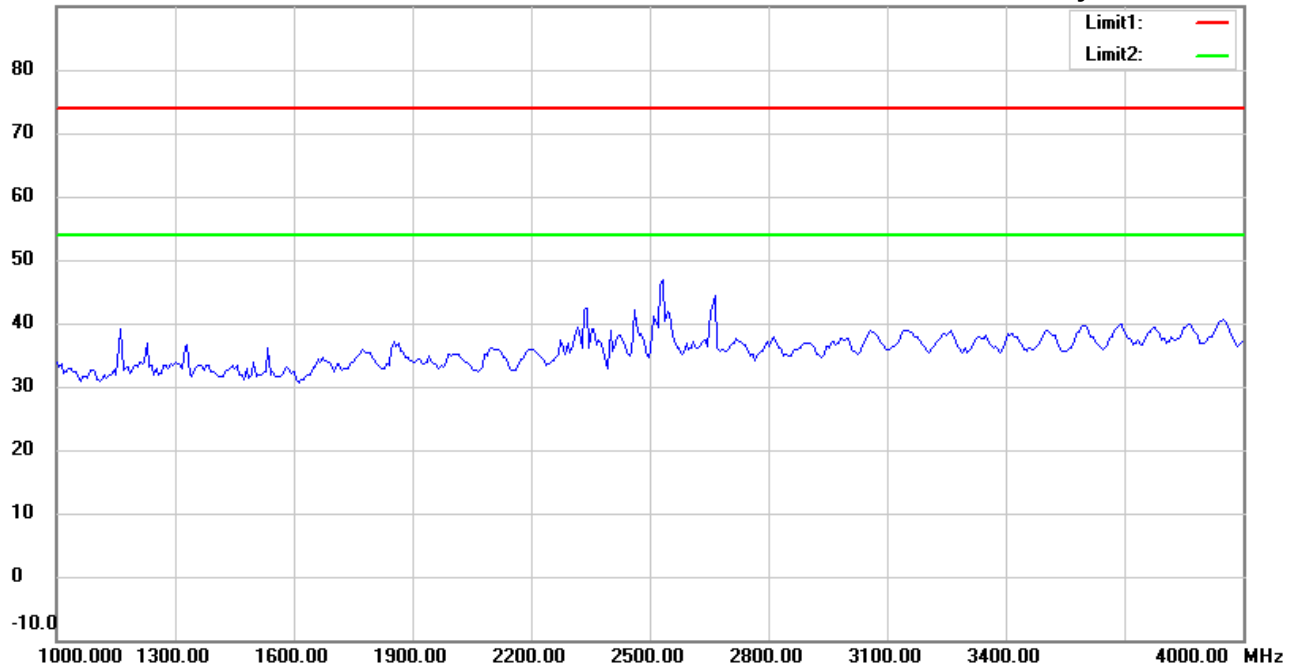
Date: 2/6/2020

Temperature:21.0 °C

90.0 dBuV/m

Time: 6:29:15 AM

Humidity:61.1 %



Site : Chamber

Condition : FCC\_part 15 RE-Class C\_Above 1GHz\_PK

Polarization: *Horizontal*

EUT : W6M21912-19560

Power : 120 Va.c.

M/N:

Distance: 3m

Test Mode : TX 2402MHz

Note :

Mk.	Frequency (MHz)	Reading (dBuV)	Detector	Corr. factor (dB/m)	Result (dBuV/m)	Limit (dBuV/m)	Ant.Pos (cm)	Tab.Pos (deg.)	Margin (dB)	Comment
-----	-----------------	----------------	----------	---------------------	-----------------	----------------	--------------	----------------	-------------	---------

\*:Maximum data    x:Over limit    !:over margin



Address:6F.,No.58,Ln 188,Ruey Kuang Rd,Neihu,Taipei  
 Tel:+886-2-6606-8877  
 Fax:+886-2-6606-8879

**Radiated Emission Measurement**

Operator: Allen

File :3

Data :#6

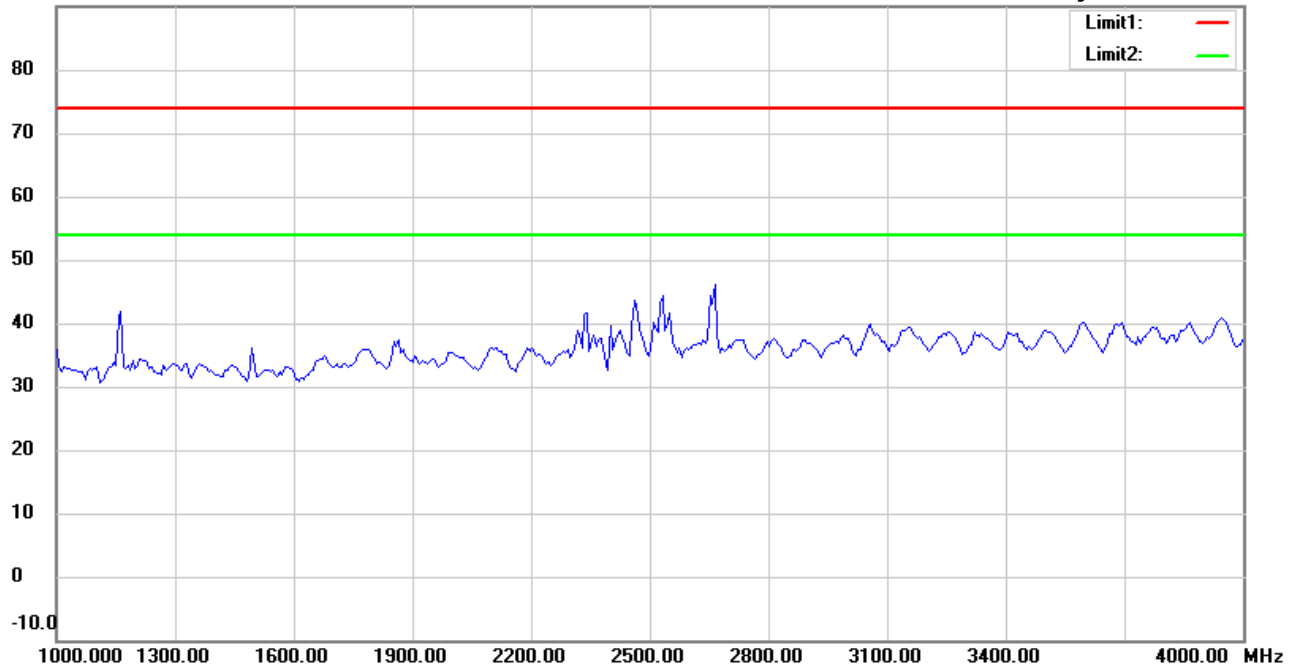
Date: 2/6/2020

Temperature:21.0 °C

90.0 dBuV/m

Time: 6:32:36 AM

Humidity:61.1 %



Site : Chamber

Condition : FCC\_part 15 RE-Class C\_Above 1GHz\_PK

EUT : W6M21912-19560

M/N:

Test Mode : TX 2402MHz

Note :

Polarization: **Vertical**

Power : 120 Va.c.

Distance: 3m

Mk.	Frequency (MHz)	Reading (dBuV)	Detector	Corr. factor (dB/m)	Result (dBuV/m)	Limit (dBuV/m)	Ant.Pos (cm)	Tab.Pos (deg.)	Margin (dB)	Comment
-----	-----------------	----------------	----------	---------------------	-----------------	----------------	--------------	----------------	-------------	---------

\*:Maximum data    x:Over limit    !:over margin



Radiated Emission Measurement

Operator: Allen

File :3

Data :#2

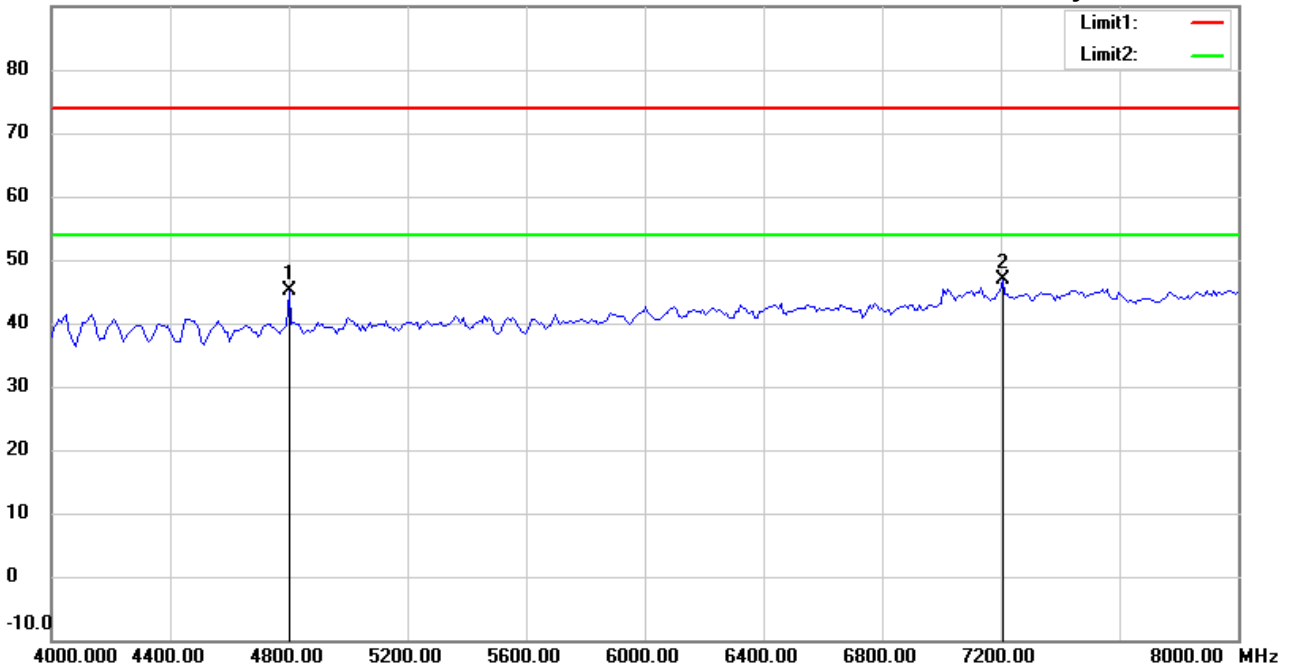
Date: 2/6/2020

Temperature:21.0 °C

90.0 dBuV/m

Time: 6:30:15 AM

Humidity:61.1 %



Site : Chamber

Condition : FCC\_part 15 RE-Class C\_Above 1GHz\_PK

Polarization: *Horizontal*

EUT : W6M21912-19560

Power : 120 Va.c.

M/N:

Distance: 3m

Test Mode : TX 2402MHz

Note :

Mk.	Frequency (MHz)	Reading (dBuV)	Detector	Corr. factor (dB/m)	Result (dBuV/m)	Limit (dBuV/m)	Ant.Pos (cm)	Tab.Pos (deg.)	Margin (dB)	Comment
	4801.603	47.11	peak	-1.95	45.16	74.00	150	30	-28.84	
*	7206.000	43.71	peak	3.24	46.95	74.00	150	75	-27.05	



Radiated Emission Measurement

Operator: Allen

File :3

Data :#7

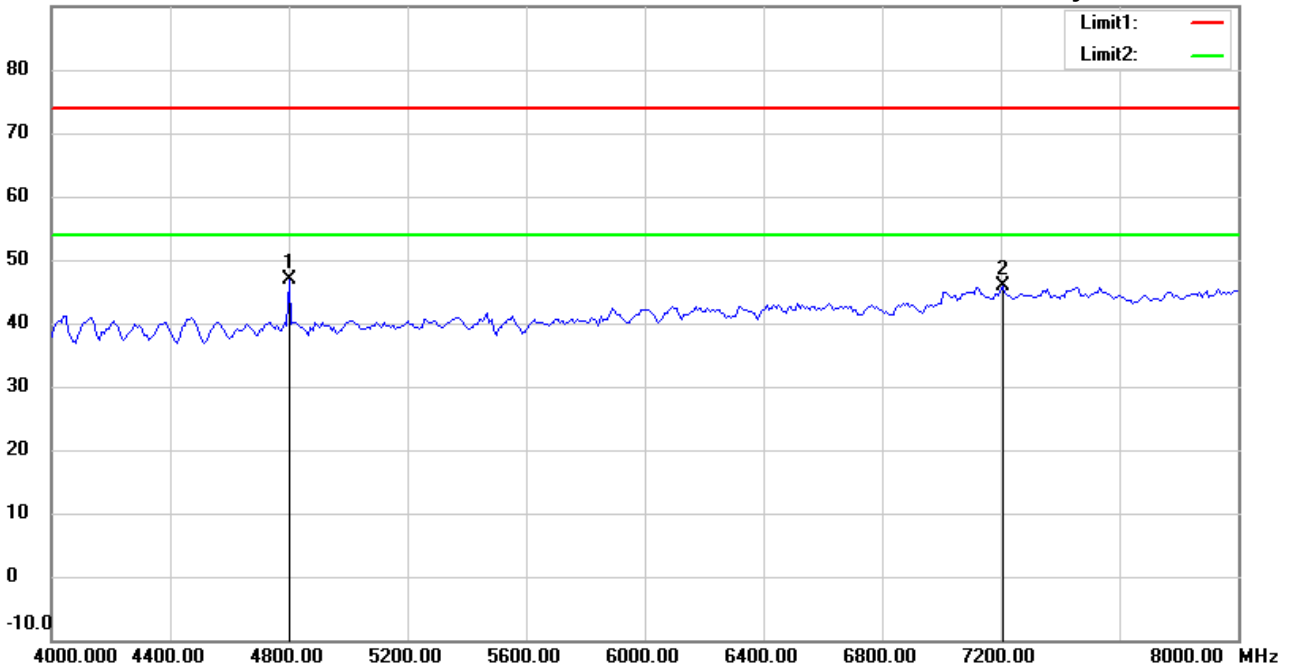
Date: 2/6/2020

Temperature:21.0 °C

90.0 dBuV/m

Time: 6:33:36 AM

Humidity:61.1 %



Site : Chamber

Condition : FCC\_part 15 RE-Class C\_Above 1GHz\_PK

Polarization: **Vertical**

EUT : W6M21912-19560

Power : 120 Va.c.

M/N:

Distance: 3m

Test Mode : TX 2402MHz

Note :

Mk.	Frequency (MHz)	Reading (dBuV)	Detector	Corr. factor (dB/m)	Result (dBuV/m)	Limit (dBuV/m)	Ant.Pos (cm)	Tab.Pos (deg.)	Margin (dB)	Comment
*	4801.603	48.92	peak	-1.95	46.97	74.00	150	150	-27.03	
	7206.000	42.74	peak	3.24	45.98	74.00	150	20	-28.02	



Address:6F.,No.58,Ln 188,Ruey Kuang Rd,Neihu,Taipei  
 Tel:+886-2-6606-8877  
 Fax:+886-2-6606-8879

Radiated Emission Measurement

Operator: Allen

File :3

Data :#3

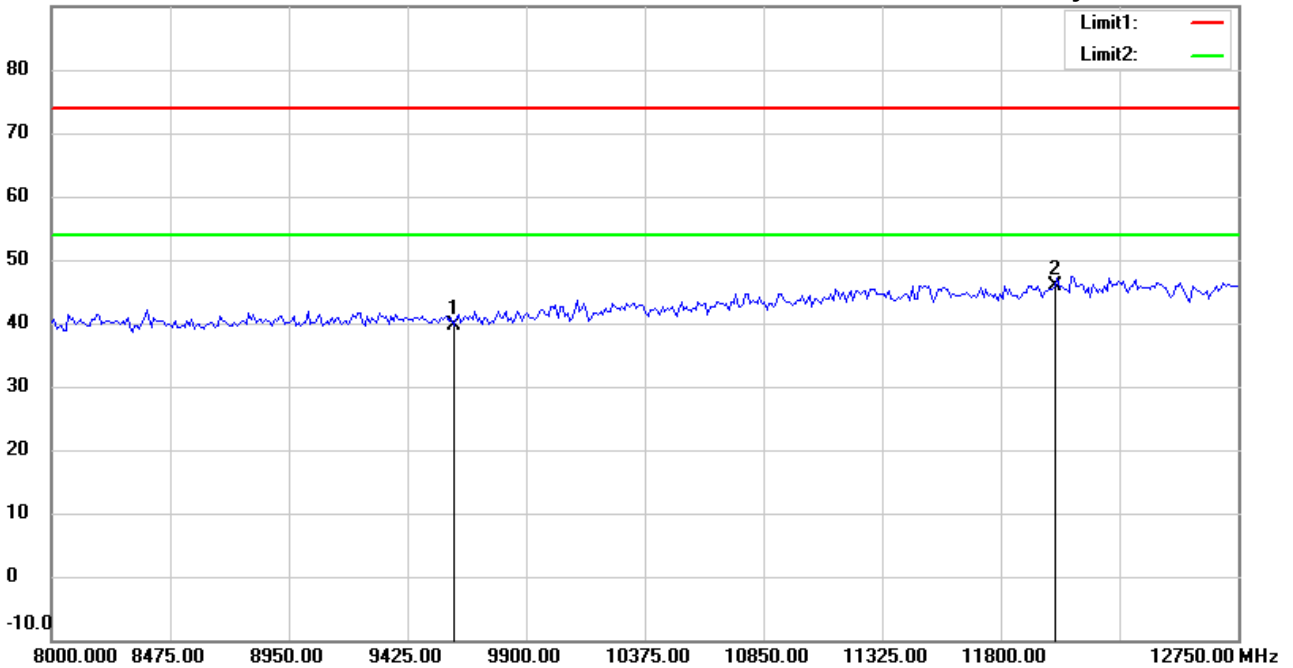
Date: 2/6/2020

Temperature:21.0 °C

90.0 dBuV/m

Time: 6:30:28 AM

Humidity:61.1 %



Site : Chamber

Condition : FCC\_part 15 RE-Class C\_Above 1GHz\_PK

Polarization: *Horizontal*

EUT : W6M21912-19560

Power : 120 Va.c.

M/N:

Distance: 3m

Test Mode : TX 2402MHz

Note :

Mk.	Frequency (MHz)	Reading (dBuV)	Detector	Corr. factor (dB/m)	Result (dBuV/m)	Limit (dBuV/m)	Ant.Pos (cm)	Tab.Pos (deg.)	Margin (dB)	Comment
	9608.000	33.17	peak	6.53	39.70	74.00	150	210	-34.30	
*	12010.000	34.20	peak	11.62	45.82	74.00	150	345	-28.18	

\*:Maximum data    x:Over limit    !:over margin



Address:6F.,No.58,Ln 188,Ruey Kuang Rd,Neihu,Taipei  
 Tel:+886-2-6606-8877  
 Fax:+886-2-6606-8879

Radiated Emission Measurement

Operator: Allen

File :3

Data :#8

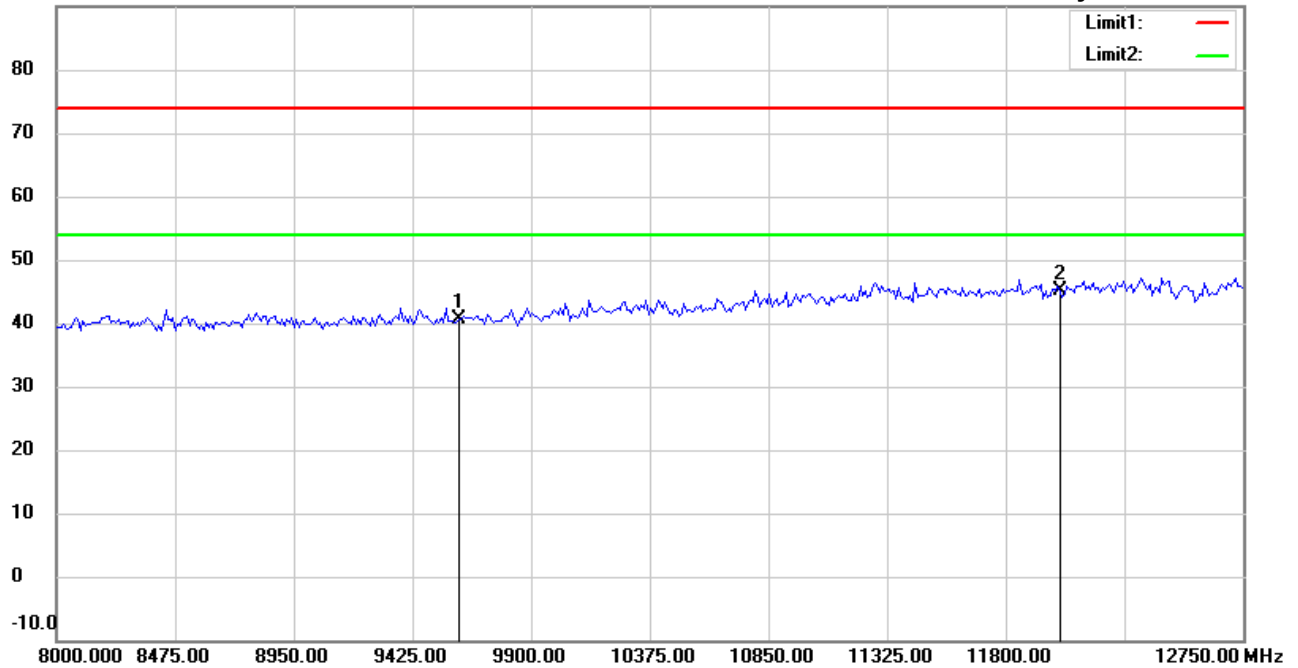
Date: 2/6/2020

Temperature:21.0 °C

90.0 dBuV/m

Time: 6:33:49 AM

Humidity:61.1 %



Site : Chamber

Condition : FCC\_part 15 RE-Class C\_Above 1GHz\_PK

Polarization: **Vertical**

EUT : W6M21912-19560

Power : 120 Va.c.

M/N:

Distance: 3m

Test Mode : TX 2402MHz

Note :

Mk.	Frequency (MHz)	Reading (dBuV)	Detector	Corr. factor (dB/m)	Result (dBuV/m)	Limit (dBuV/m)	Ant.Pos (cm)	Tab.Pos (deg.)	Margin (dB)	Comment
	9608.000	34.08	peak	6.53	40.61	74.00	150	230	-33.39	
*	12010.000	33.55	peak	11.62	45.17	74.00	150	65	-28.83	

\*:Maximum data x:Over limit !:over margin



Address:6F.,No.58,Ln 188,Ruey Kuang Rd,Neihu,Taipei  
 Tel:+886-2-6606-8877  
 Fax:+886-2-6606-8879

Radiated Emission Measurement

Operator: Allen

File :3

Data :#4

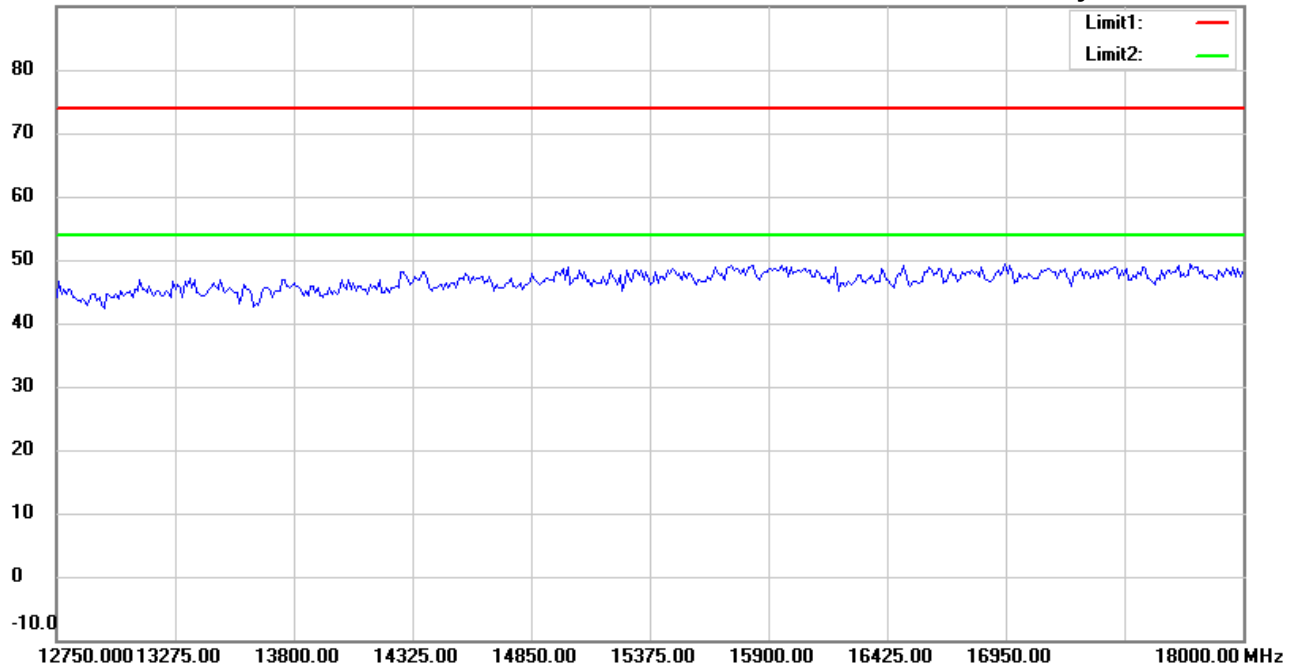
Date: 2/6/2020

Temperature:21.0 °C

90.0 dBuV/m

Time: 6:31:26 AM

Humidity:61.1 %



Site : Chamber

Condition : FCC\_part 15 RE-Class C\_Above 1GHz\_PK

Polarization: *Horizontal*

EUT : W6M21912-19560

Power : 120 Va.c.

M/N:

Distance: 3m

Test Mode : TX 2402MHz

Note :

Mk.	Frequency (MHz)	Reading (dBuV)	Detector	Corr. factor (dB/m)	Result (dBuV/m)	Limit (dBuV/m)	Ant.Pos (cm)	Tab.Pos (deg.)	Margin (dB)	Comment
-----	-----------------	----------------	----------	---------------------	-----------------	----------------	--------------	----------------	-------------	---------

\*:Maximum data    x:Over limit    !:over margin





Address:6F.,No.58,Ln 188,Ruey Kuang Rd,Neihu,Taipei  
 Tel:+886-2-6606-8877  
 Fax:+886-2-6606-8879

**Radiated Emission Measurement**

Operator: Allen

File :3

Data :#9

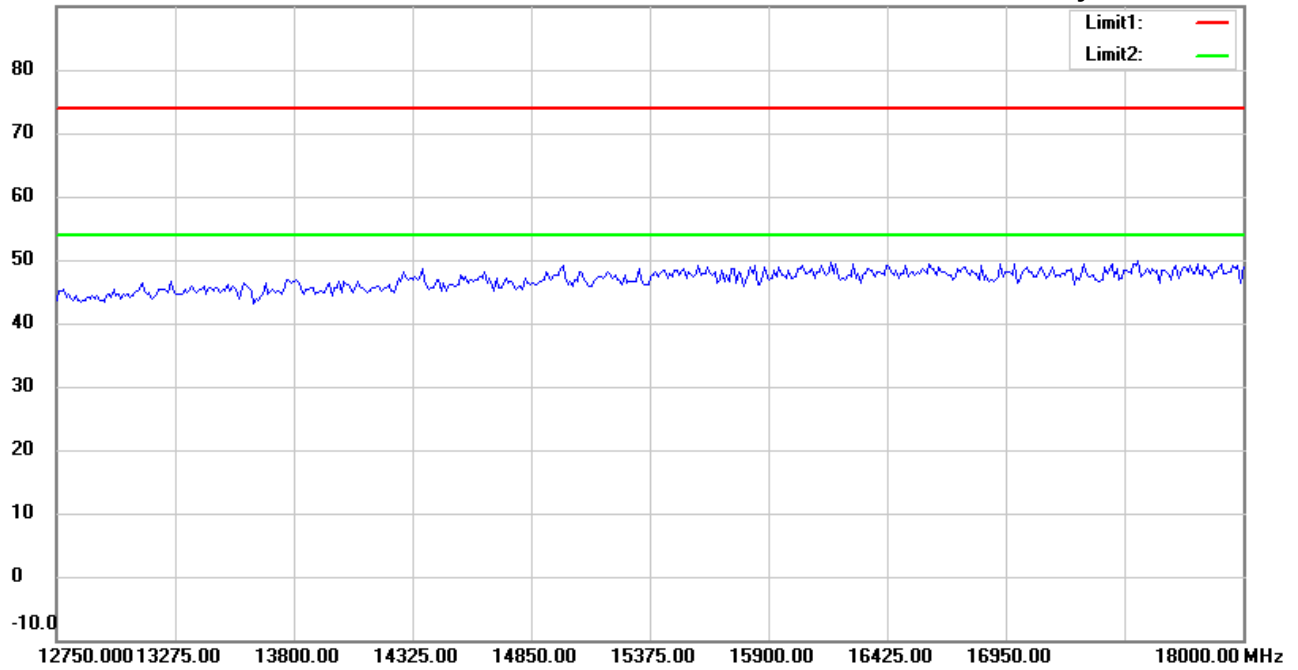
Date: 2/6/2020

Temperature:21.0 °C

90.0 dBuV/m

Time: 6:34:51 AM

Humidity:61.1 %



Site : Chamber

Condition : FCC\_part 15 RE-Class C\_Above 1GHz\_PK

Polarization: **Vertical**

EUT : W6M21912-19560

Power : 120 Va.c.

M/N:

Distance: 3m

Test Mode : TX 2402MHz

Note :

Mk.	Frequency (MHz)	Reading (dBuV)	Detector	Corr. factor (dB/m)	Result (dBuV/m)	Limit (dBuV/m)	Ant.Pos (cm)	Tab.Pos (deg.)	Margin (dB)	Comment
-----	-----------------	----------------	----------	---------------------	-----------------	----------------	--------------	----------------	-------------	---------

\*:Maximum data    x:Over limit    !:over margin



Address:6F.,No.58,Ln 188,Ruey Kuang Rd,Neihu,Taipei  
 Tel:+886-2-6606-8877  
 Fax:+886-2-6606-8879

Radiated Emission Measurement

Operator: Allen

File :3

Data :#5

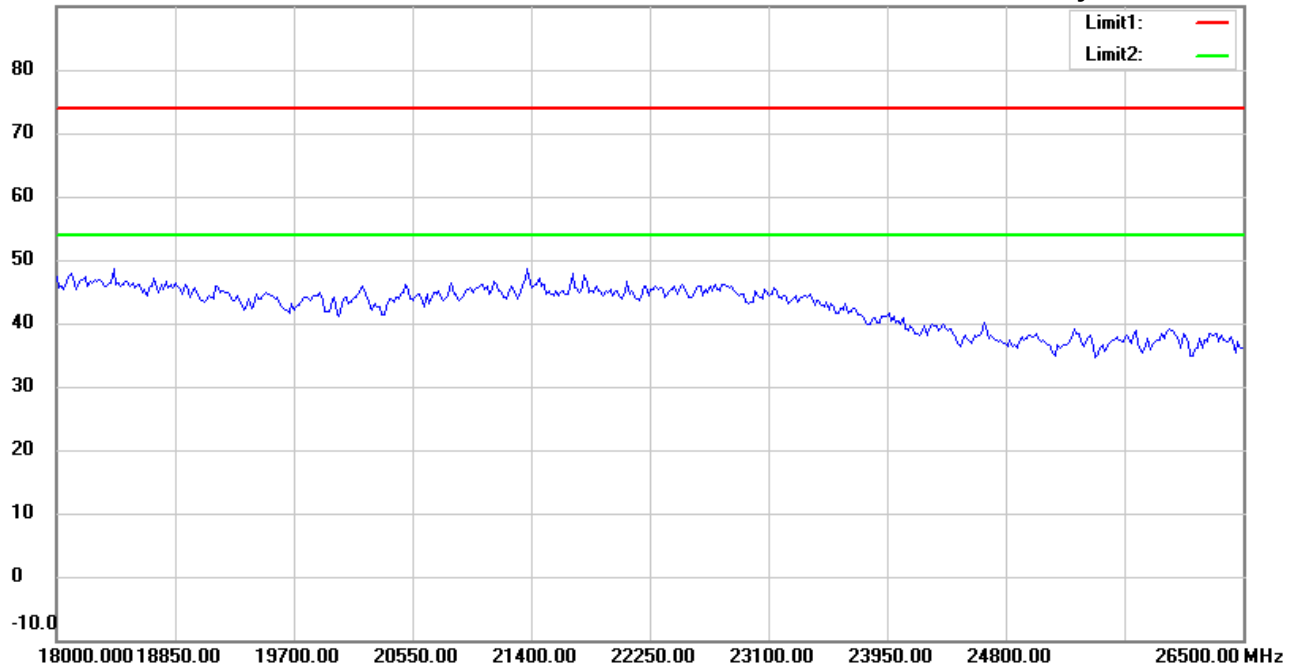
Date: 2/6/2020

Temperature:21.0 °C

90.0 dBuV/m

Time: 6:31:36 AM

Humidity:61.1 %



Site : Chamber

Condition : FCC\_part 15 RE-Class C\_Above 1GHz\_PK

Polarization: *Horizontal*

EUT : W6M21912-19560

Power : 120 Va.c.

M/N:

Distance: 3m

Test Mode : TX 2402MHz

Note :

Mk.	Frequency (MHz)	Reading (dBuV)	Detector	Corr. factor (dB/m)	Result (dBuV/m)	Limit (dBuV/m)	Ant.Pos (cm)	Tab.Pos (deg.)	Margin (dB)	Comment
-----	-----------------	----------------	----------	---------------------	-----------------	----------------	--------------	----------------	-------------	---------

\*:Maximum data    x:Over limit    !:over margin



Address:6F.,No.58,Ln 188,Ruey Kuang Rd,Neihu,Taipei  
 Tel:+886-2-6606-8877  
 Fax:+886-2-6606-8879

Radiated Emission Measurement

Operator: Allen

File :3

Data :#10

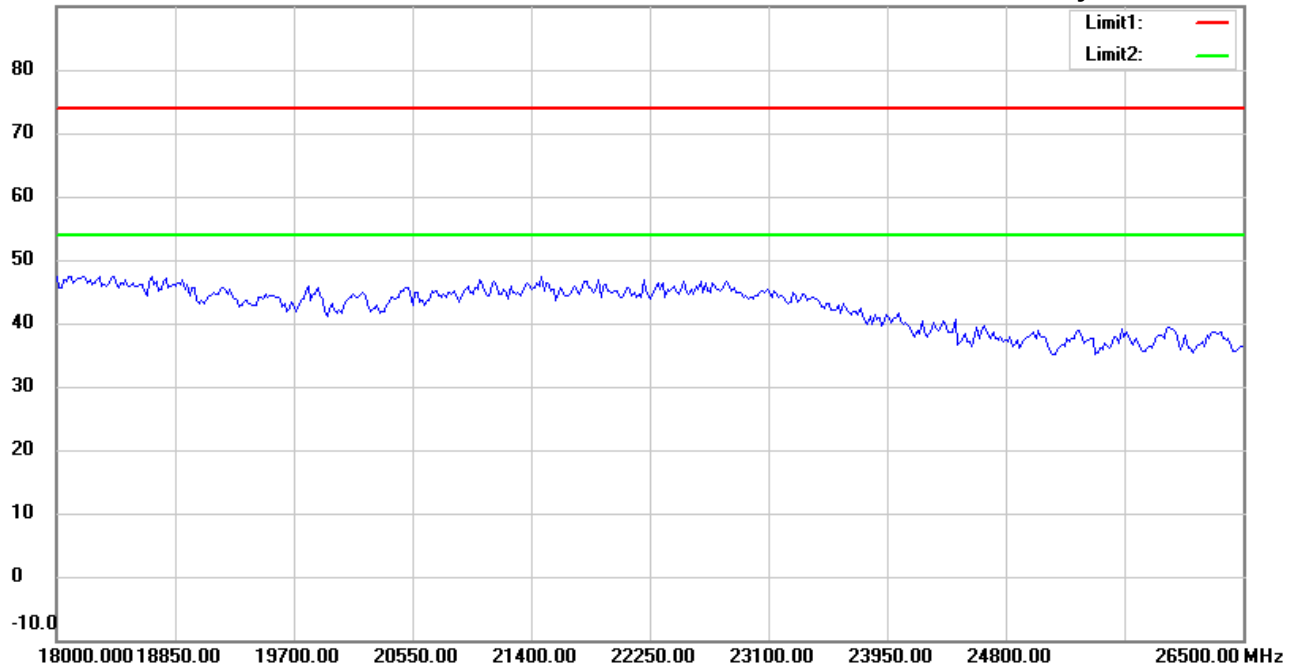
Date: 2/6/2020

Temperature:21.0 °C

90.0 dBuV/m

Time: 6:35:01 AM

Humidity:61.1 %



Site : Chamber

Condition : FCC\_part 15 RE-Class C\_Above 1GHz\_PK

Polarization: *Vertical*

EUT : W6M21912-19560

Power : 120 Va.c.

M/N:

Distance: 3m

Test Mode : TX 2402MHz

Note :

Mk.	Frequency (MHz)	Reading (dBuV)	Detector	Corr. factor (dB/m)	Result (dBuV/m)	Limit (dBuV/m)	Ant.Pos (cm)	Tab.Pos (deg.)	Margin (dB)	Comment
-----	-----------------	----------------	----------	---------------------	-----------------	----------------	--------------	----------------	-------------	---------

\*:Maximum data    x:Over limit    !:over margin



Address:6F.,No.58,Ln 188,Ruey Kuang Rd,Neihu,Taipei  
 Tel:+886-2-6606-8877  
 Fax:+886-2-6606-8879

Radiated Emission Measurement

Operator: Allen

File :3

Data :#1

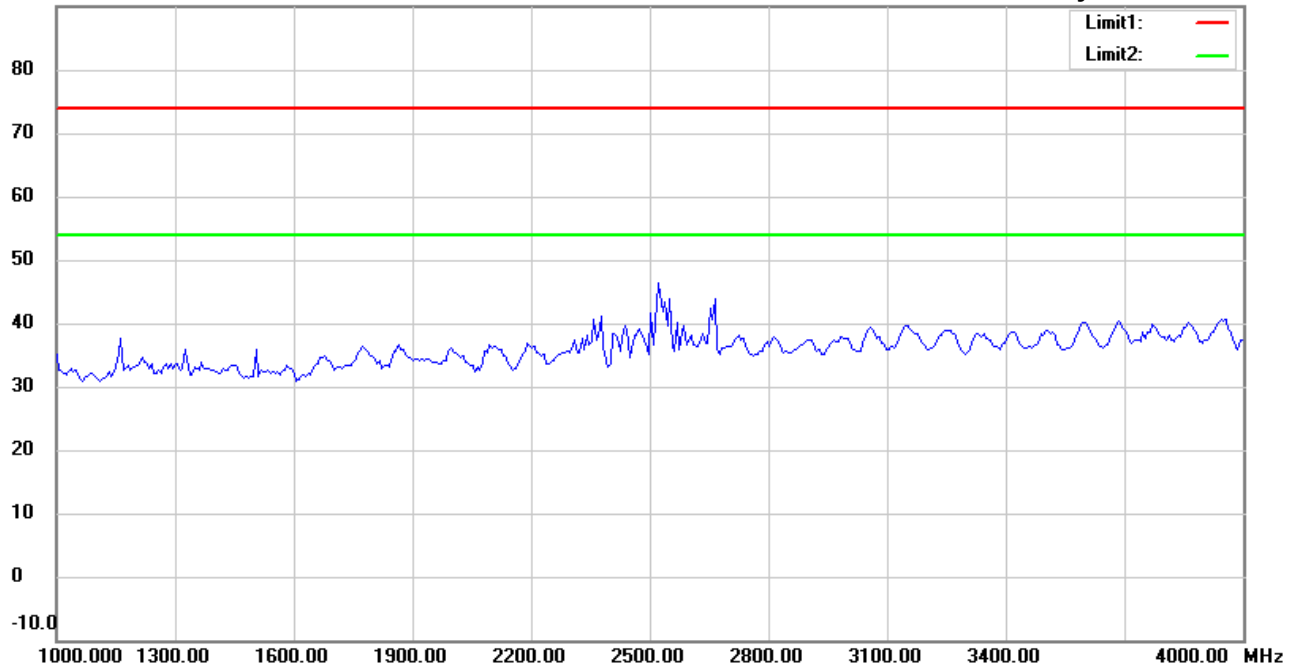
Date: 2/6/2020

Temperature:21.0 °C

90.0 dBuV/m

Time: 6:39:25 AM

Humidity:61.1 %



Site : Chamber

Condition : FCC\_part 15 RE-Class C\_Above 1GHz\_PK

Polarization: *Horizontal*

EUT : W6M21912-19560

Power : 120 Va.c.

M/N:

Distance: 3m

Test Mode : TX 2440MHz

Note :

Mk.	Frequency (MHz)	Reading (dBuV)	Detector	Corr. factor (dB/m)	Result (dBuV/m)	Limit (dBuV/m)	Ant.Pos (cm)	Tab.Pos (deg.)	Margin (dB)	Comment
-----	-----------------	----------------	----------	---------------------	-----------------	----------------	--------------	----------------	-------------	---------

\*:Maximum data    x:Over limit    !:over margin



Address:6F.,No.58,Ln 188,Ruey Kuang Rd,Neihu,Taipei  
 Tel:+886-2-6606-8877  
 Fax:+886-2-6606-8879

Radiated Emission Measurement

Operator: Allen

File :3

Data :#6

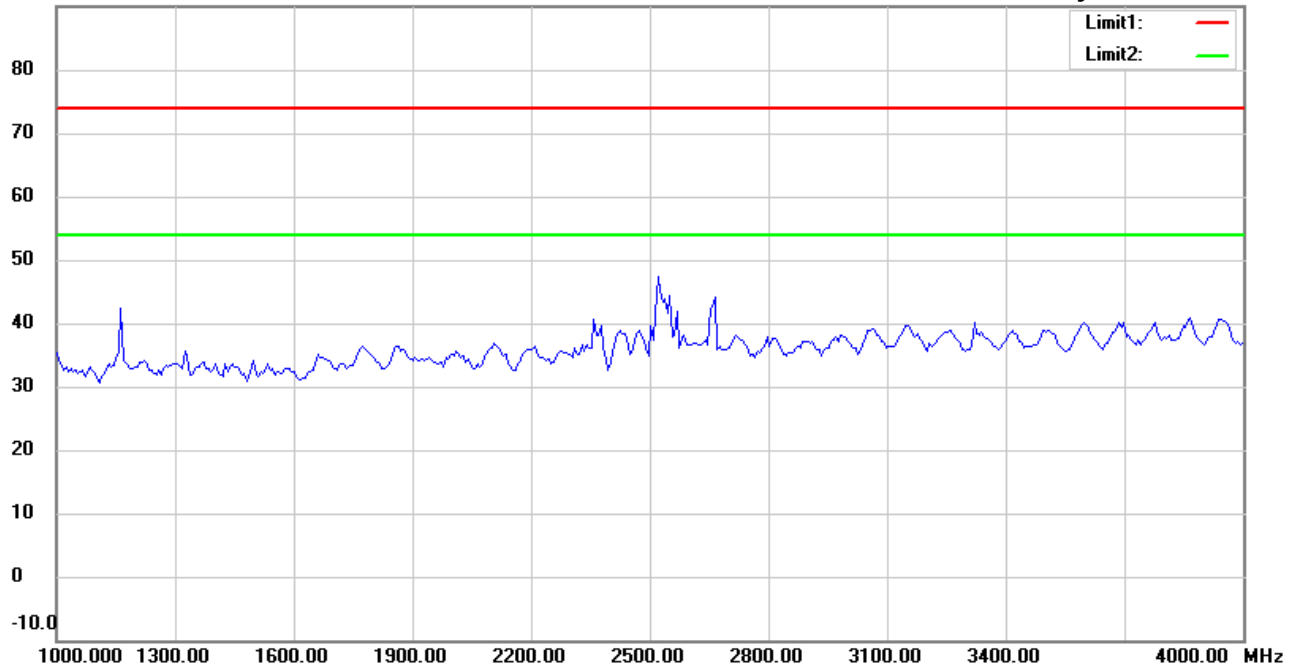
Date: 2/6/2020

Temperature:21.0 °C

90.0 dBuV/m

Time: 6:42:47 AM

Humidity:61.1 %



Site : Chamber

Condition : FCC\_part 15 RE-Class C\_Above 1GHz\_PK

Polarization: *Vertical*

EUT : W6M21912-19560

Power : 120 Va.c.

M/N:

Distance: 3m

Test Mode : TX 2440MHz

Note :

Mk.	Frequency (MHz)	Reading (dBuV)	Detector	Corr. factor (dB/m)	Result (dBuV/m)	Limit (dBuV/m)	Ant.Pos (cm)	Tab.Pos (deg.)	Margin (dB)	Comment
-----	-----------------	----------------	----------	---------------------	-----------------	----------------	--------------	----------------	-------------	---------

\*:Maximum data    x:Over limit    !:over margin



Radiated Emission Measurement

Operator: Allen

File :3

Data :#2

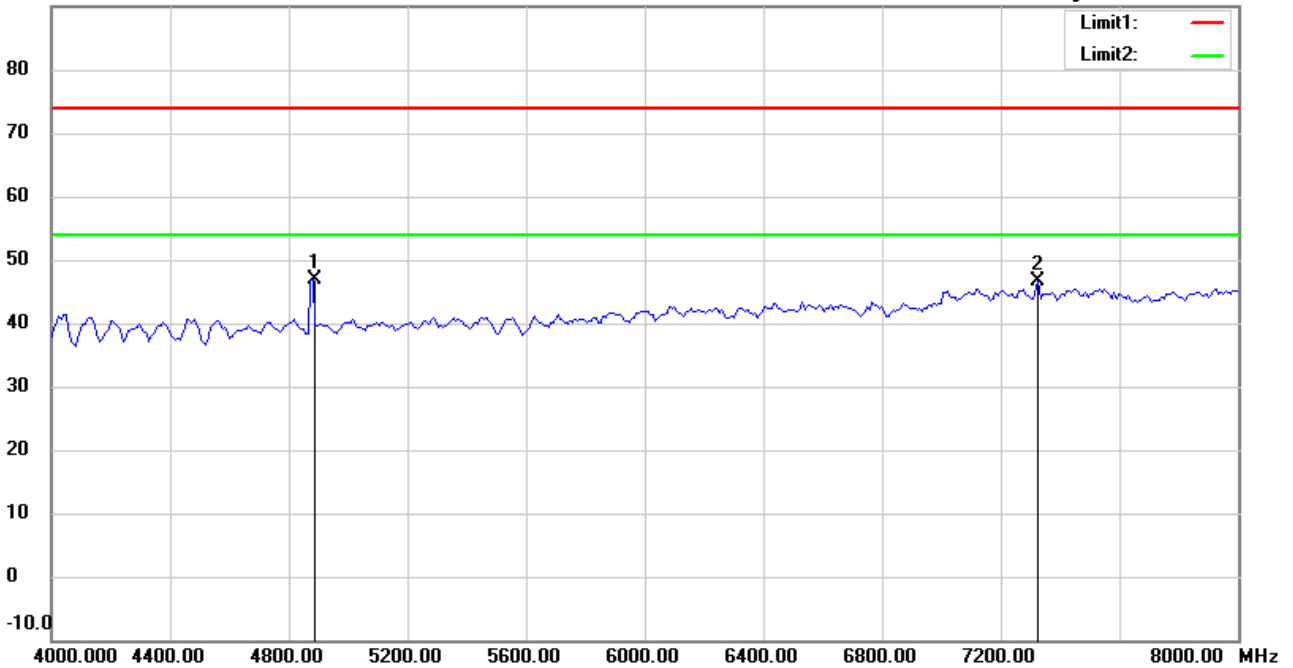
Date: 2/6/2020

Temperature:21.0 °C

90.0 dBuV/m

Time: 6:40:26 AM

Humidity:61.1 %



Site : Chamber

Condition : FCC\_part 15 RE-Class C\_Above 1GHz\_PK

Polarization: *Horizontal*

EUT : W6M21912-19560

Power : 120 Va.c.

M/N:

Distance: 3m

Test Mode : TX 2440MHz

Note :

Mk.	Frequency (MHz)	Reading (dBuV)	Detector	Corr. factor (dB/m)	Result (dBuV/m)	Limit (dBuV/m)	Ant.Pos (cm)	Tab.Pos (deg.)	Margin (dB)	Comment
*	4881.764	48.49	peak	-1.67	46.82	74.00	150	200	-27.18	
	7326.653	43.16	peak	3.48	46.64	74.00	150	80	-27.36	



Radiated Emission Measurement

Operator: Allen

File :3

Data :#7

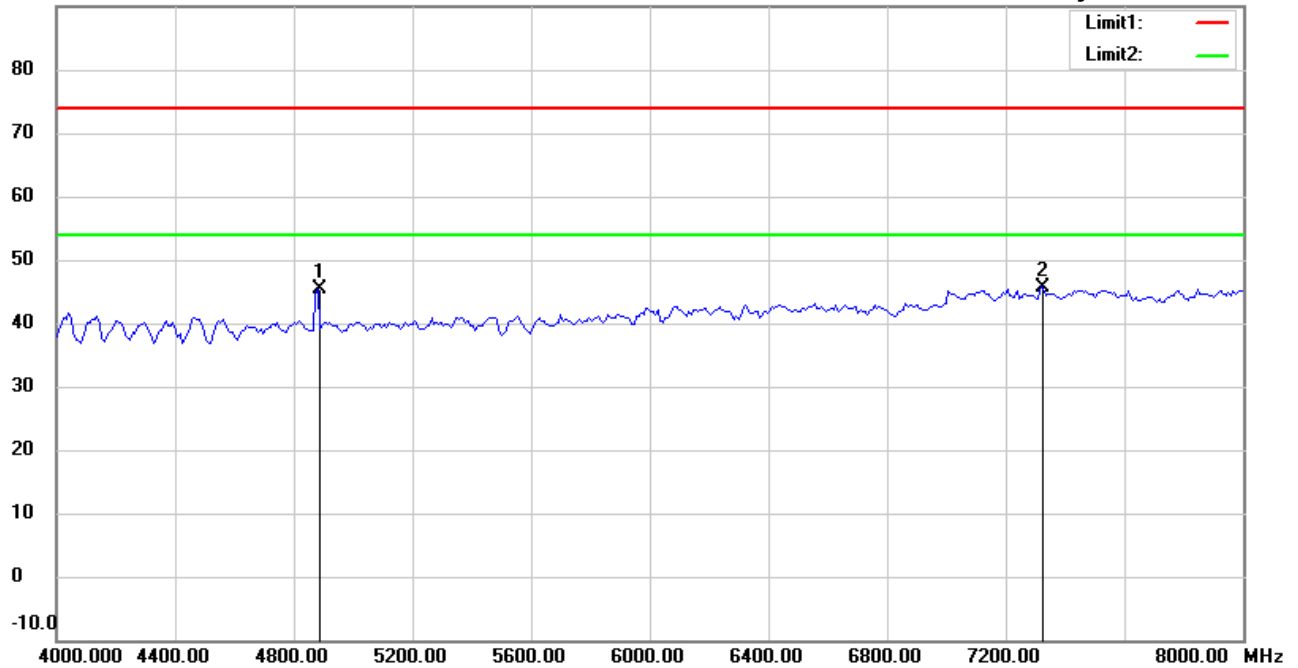
Date: 2/6/2020

Temperature:21.0 °C

90.0 dBuV/m

Time: 6:43:47 AM

Humidity:61.1 %



Site : Chamber

Condition : FCC\_part 15 RE-Class C\_Above 1GHz\_PK

Polarization: *Vertical*

EUT : W6M21912-19560

Power : 120 Va.c.

M/N:

Distance: 3m

Test Mode : TX 2440MHz

Note :

Mk.	Frequency (MHz)	Reading (dBuV)	Detector	Corr. factor (dB/m)	Result (dBuV/m)	Limit (dBuV/m)	Ant.Pos (cm)	Tab.Pos (deg.)	Margin (dB)	Comment
	4881.764	46.99	peak	-1.67	45.32	74.00	150	90	-28.68	
*	7320.000	42.18	peak	3.45	45.63	74.00	150	125	-28.37	



Address:6F.,No.58,Ln 188,Ruey Kuang Rd,Neihu,Taipei  
 Tel:+886-2-6606-8877  
 Fax:+886-2-6606-8879

Radiated Emission Measurement

Operator: Allen

File :3

Data :#3

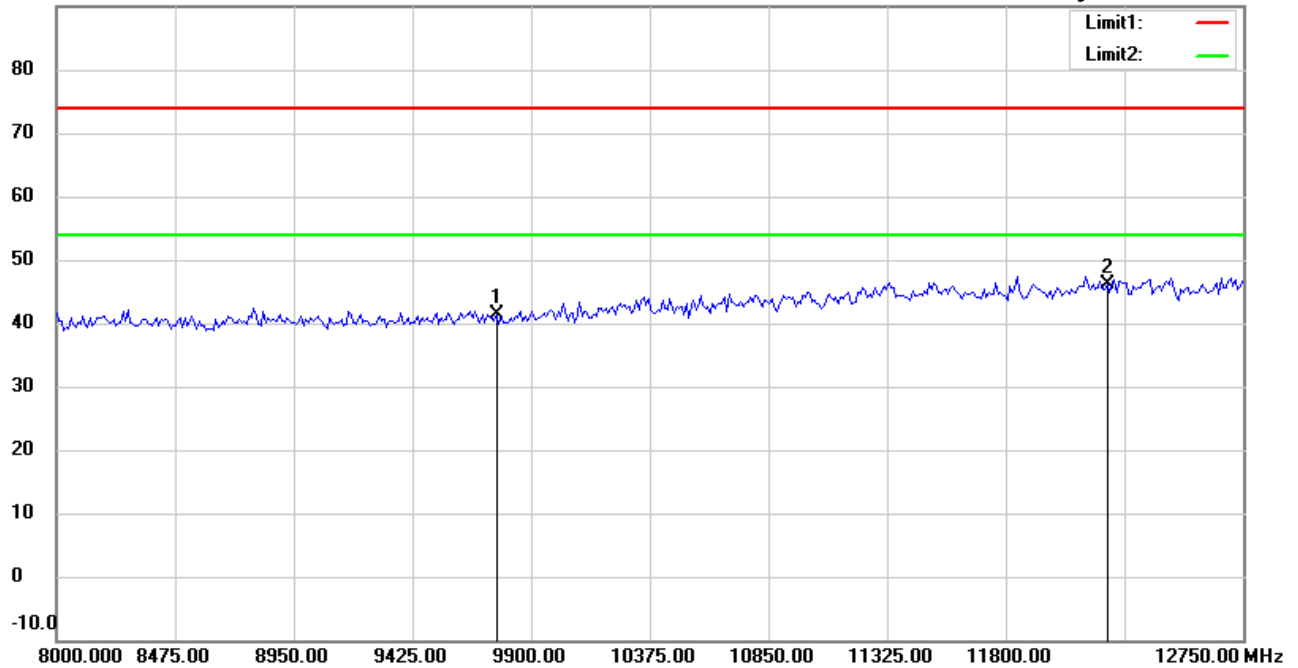
Date: 2/6/2020

Temperature:21.0 °C

90.0 dBuV/m

Time: 6:40:39 AM

Humidity:61.1 %



Site : Chamber

Condition : FCC\_part 15 RE-Class C\_Above 1GHz\_PK

Polarization: *Horizontal*

EUT : W6M21912-19560

Power : 120 Va.c.

M/N:

Distance: 3m

Test Mode : TX 2440MHz

Note :

Mk.	Frequency (MHz)	Reading (dBuV)	Detector	Corr. factor (dB/m)	Result (dBuV/m)	Limit (dBuV/m)	Ant.Pos (cm)	Tab.Pos (deg.)	Margin (dB)	Comment
	9760.000	34.64	peak	6.76	41.40	74.00	150	300	-32.60	
*	12200.000	33.17	peak	12.85	46.02	74.00	150	15	-27.98	

\*:Maximum data    x:Over limit    !:over margin





Address:6F.,No.58,Ln 188,Ruey Kuang Rd,Neihu,Taipei  
 Tel:+886-2-6606-8877  
 Fax:+886-2-6606-8879

Radiated Emission Measurement

Operator: Allen

File :3

Data :#8

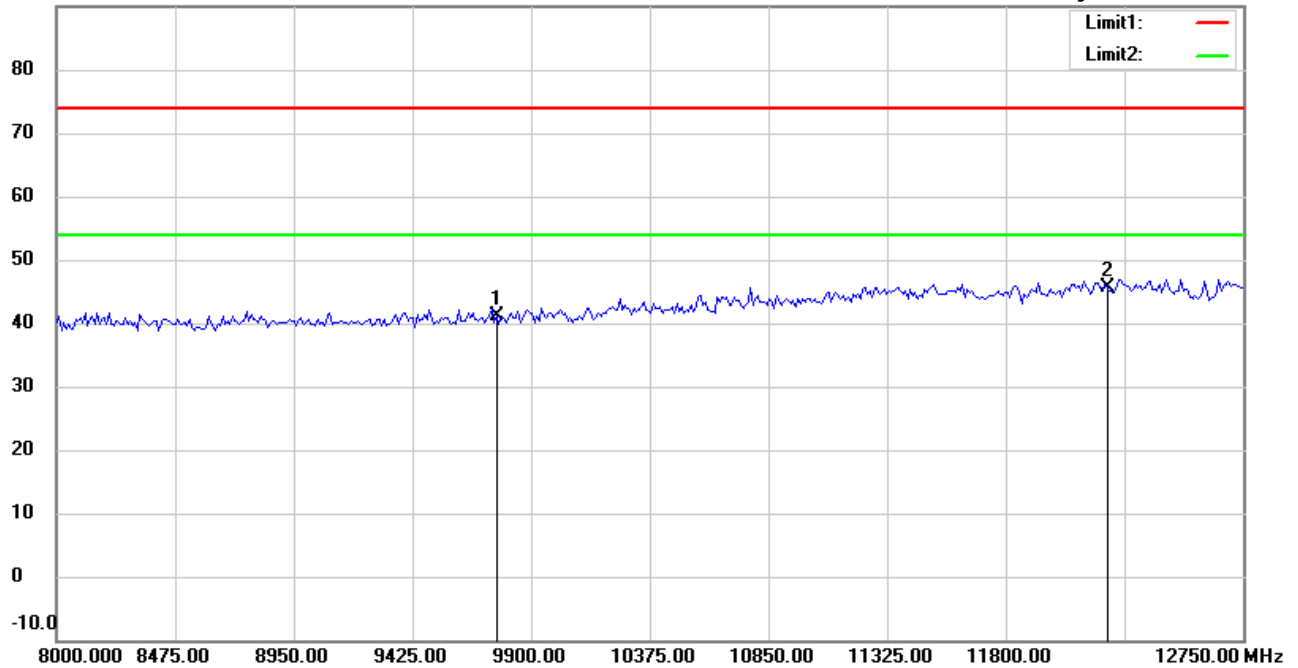
Date: 2/6/2020

Temperature:21.0 °C

90.0 dBuV/m

Time: 6:44:00 AM

Humidity:61.1 %



Site : Chamber

Condition : FCC\_part 15 RE-Class C\_Above 1GHz\_PK

Polarization: **Vertical**

EUT : W6M21912-19560

Power : 120 Va.c.

M/N:

Distance: 3m

Test Mode : TX 2440MHz

Note :

Mk.	Frequency (MHz)	Reading (dBuV)	Detector	Corr. factor (dB/m)	Result (dBuV/m)	Limit (dBuV/m)	Ant.Pos (cm)	Tab.Pos (deg.)	Margin (dB)	Comment
	9760.000	34.25	peak	6.76	41.01	74.00	150	75	-32.99	
*	12200.000	32.81	peak	12.85	45.66	74.00	150	320	-28.34	

\*:Maximum data    x:Over limit    !:over margin



Address:6F.,No.58,Ln 188,Ruey Kuang Rd,Neihu,Taipei  
 Tel:+886-2-6606-8877  
 Fax:+886-2-6606-8879

Radiated Emission Measurement

Operator: Allen

File :3

Data :#4

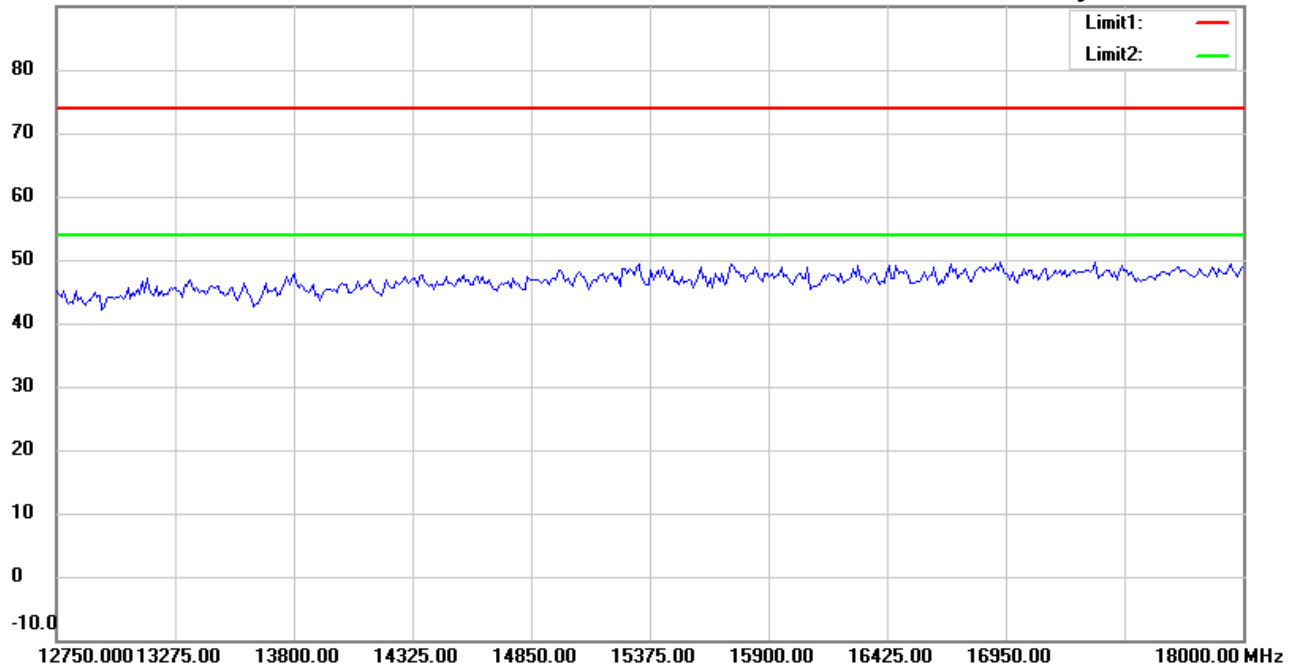
Date: 2/6/2020

Temperature:21.0 °C

90.0 dBuV/m

Time: 6:41:37 AM

Humidity:61.1 %



Site : Chamber

Condition : FCC\_part 15 RE-Class C\_Above 1GHz\_PK

Polarization: *Horizontal*

EUT : W6M21912-19560

Power : 120 Va.c.

M/N:

Distance: 3m

Test Mode : TX 2440MHz

Note :

Mk.	Frequency (MHz)	Reading (dBuV)	Detector	Corr. factor (dB/m)	Result (dBuV/m)	Limit (dBuV/m)	Ant.Pos (cm)	Tab.Pos (deg.)	Margin (dB)	Comment
-----	-----------------	----------------	----------	---------------------	-----------------	----------------	--------------	----------------	-------------	---------

\*:Maximum data    x:Over limit    !:over margin



Address:6F.,No.58,Ln 188,Ruey Kuang Rd,Neihu,Taipei  
 Tel:+886-2-6606-8877  
 Fax:+886-2-6606-8879

Radiated Emission Measurement

Operator: Allen

File :3

Data :#9

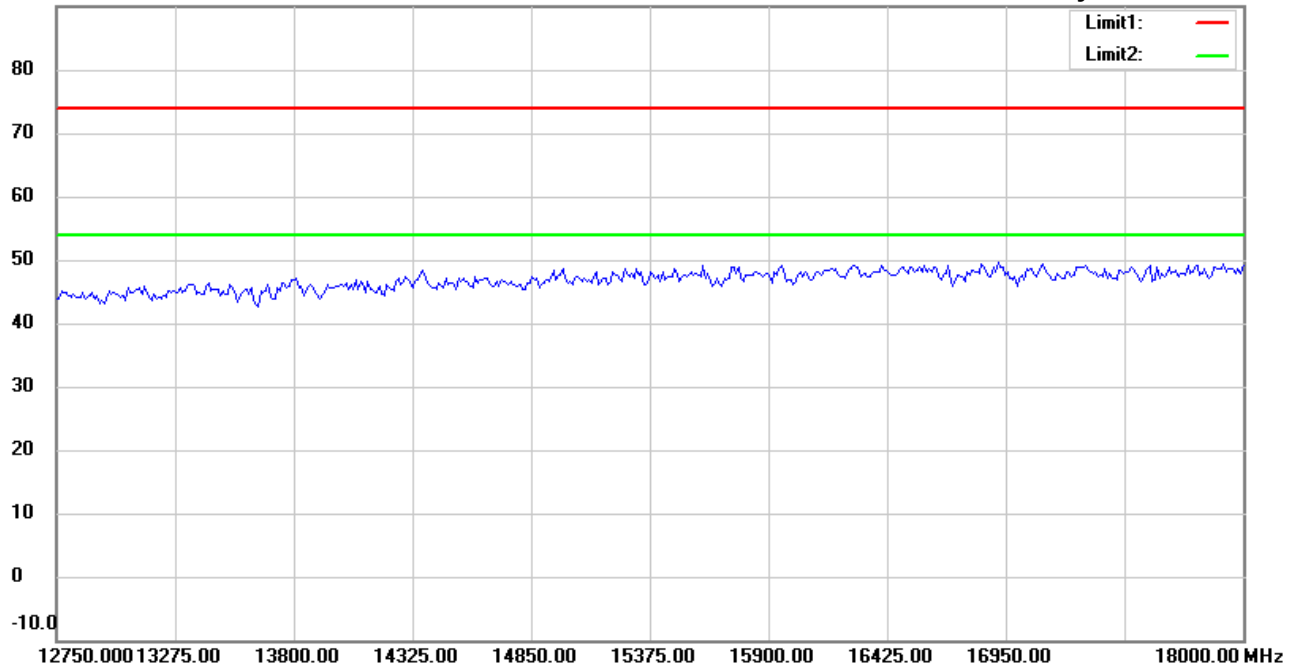
Date: 2/6/2020

Temperature:21.0 °C

90.0 dBuV/m

Time: 6:45:02 AM

Humidity:61.1 %



Site : Chamber

Condition : FCC\_part 15 RE-Class C\_Above 1GHz\_PK

Polarization: *Vertical*

EUT : W6M21912-19560

Power : 120 Va.c.

M/N:

Distance: 3m

Test Mode : TX 2440MHz

Note :

Mk.	Frequency (MHz)	Reading (dBuV)	Detector	Corr. factor (dB/m)	Result (dBuV/m)	Limit (dBuV/m)	Ant.Pos (cm)	Tab.Pos (deg.)	Margin (dB)	Comment
-----	-----------------	----------------	----------	---------------------	-----------------	----------------	--------------	----------------	-------------	---------

\*:Maximum data    x:Over limit    !:over margin



Address:6F.,No.58,Ln 188,Ruey Kuang Rd,Neihu,Taipei  
 Tel:+886-2-6606-8877  
 Fax:+886-2-6606-8879

Radiated Emission Measurement

Operator: Allen

File :3

Data :#5

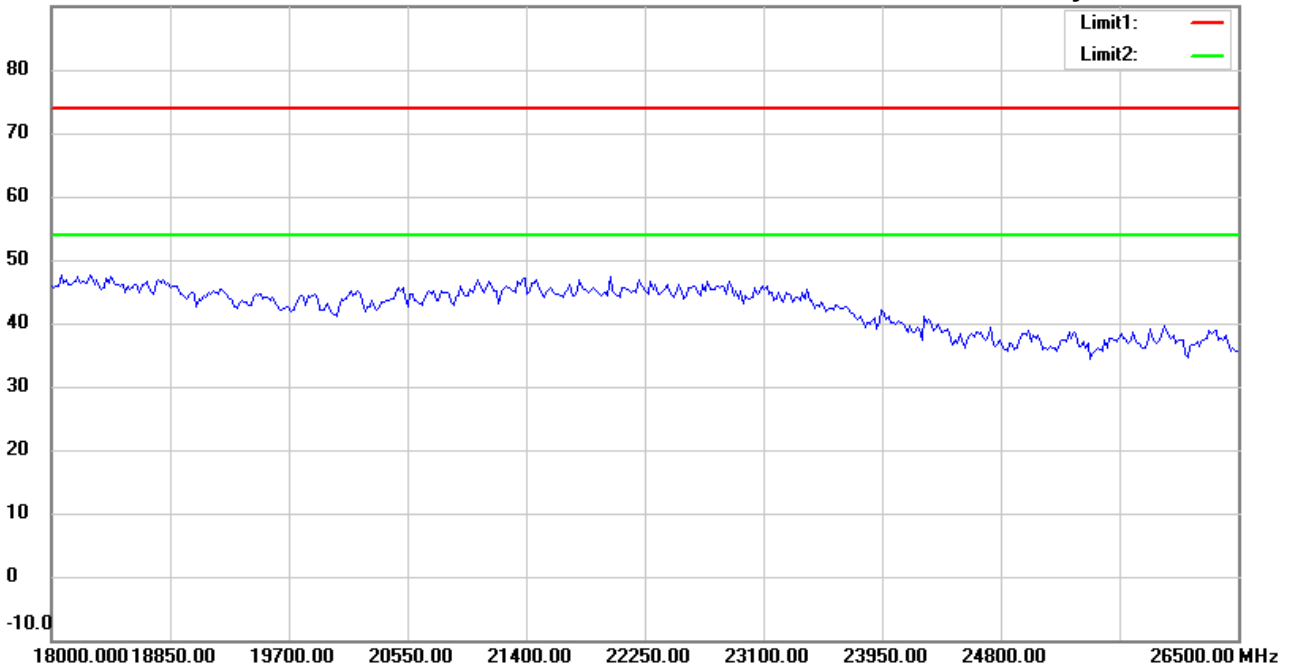
Date: 2/6/2020

Temperature:21.0 °C

90.0 dBuV/m

Time: 6:41:46 AM

Humidity:61.1 %



Site : Chamber

Condition : FCC\_part 15 RE-Class C\_Above 1GHz\_PK

Polarization: *Horizontal*

EUT : W6M21912-19560

Power : 120 Va.c.

M/N:

Distance: 3m

Test Mode : TX 2440MHz

Note :

Mk.	Frequency (MHz)	Reading (dBuV)	Detector	Corr. factor (dB/m)	Result (dBuV/m)	Limit (dBuV/m)	Ant.Pos (cm)	Tab.Pos (deg.)	Margin (dB)	Comment
-----	-----------------	----------------	----------	---------------------	-----------------	----------------	--------------	----------------	-------------	---------

\*:Maximum data    x:Over limit    !:over margin



Address:6F.,No.58,Ln 188,Ruey Kuang Rd,Neihu,Taipei  
 Tel:+886-2-6606-8877  
 Fax:+886-2-6606-8879

Radiated Emission Measurement

Operator: Allen

File :3

Data :#10

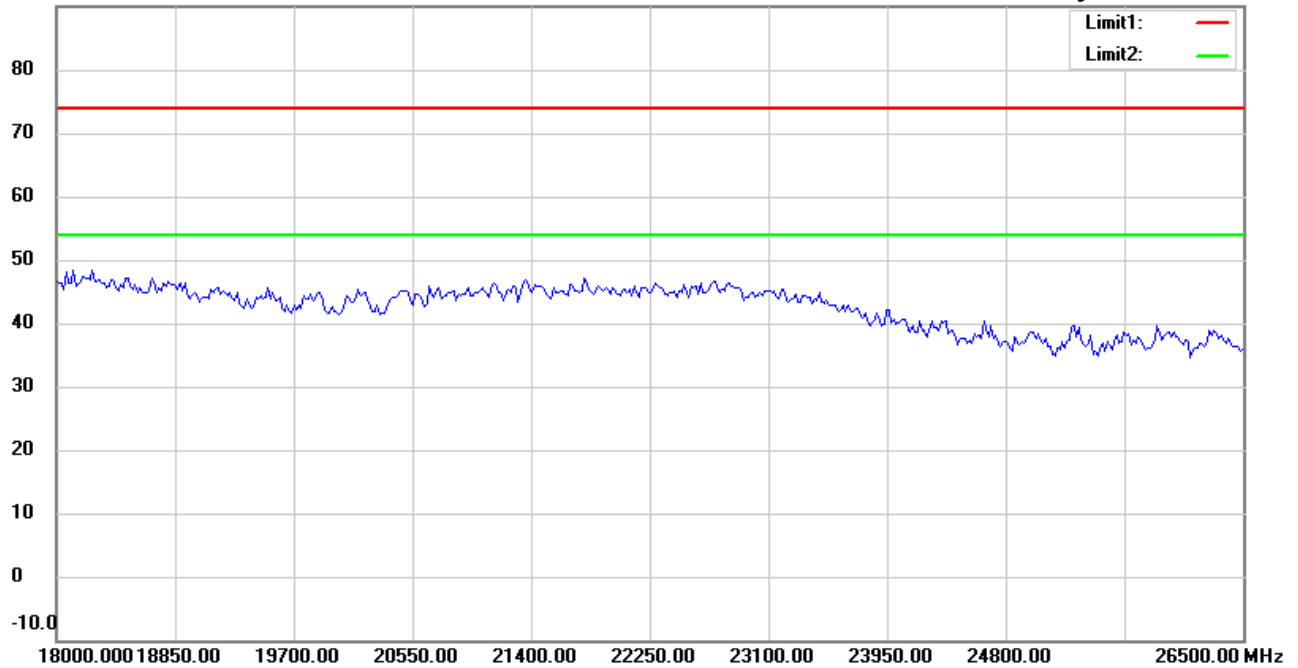
Date: 2/6/2020

Temperature:21.0 °C

90.0 dBuV/m

Time: 6:45:12 AM

Humidity:61.1 %



Site : Chamber

Condition : FCC\_part 15 RE-Class C\_Above 1GHz\_PK

EUT : W6M21912-19560

M/N:

Test Mode : TX 2440MHz

Note :

Polarization: *Vertical*

Power : 120 Va.c.

Distance: 3m

Mk.	Frequency (MHz)	Reading (dBuV)	Detector	Corr. factor (dB/m)	Result (dBuV/m)	Limit (dBuV/m)	Ant.Pos (cm)	Tab.Pos (deg.)	Margin (dB)	Comment
-----	-----------------	----------------	----------	---------------------	-----------------	----------------	--------------	----------------	-------------	---------

\*:Maximum data    x:Over limit    !:over margin



Address:6F.,No.58,Ln 188,Ruey Kuang Rd,Neihu,Taipei  
 Tel:+886-2-6606-8877  
 Fax:+886-2-6606-8879

Radiated Emission Measurement

Operator: Allen

File :3

Data :#1

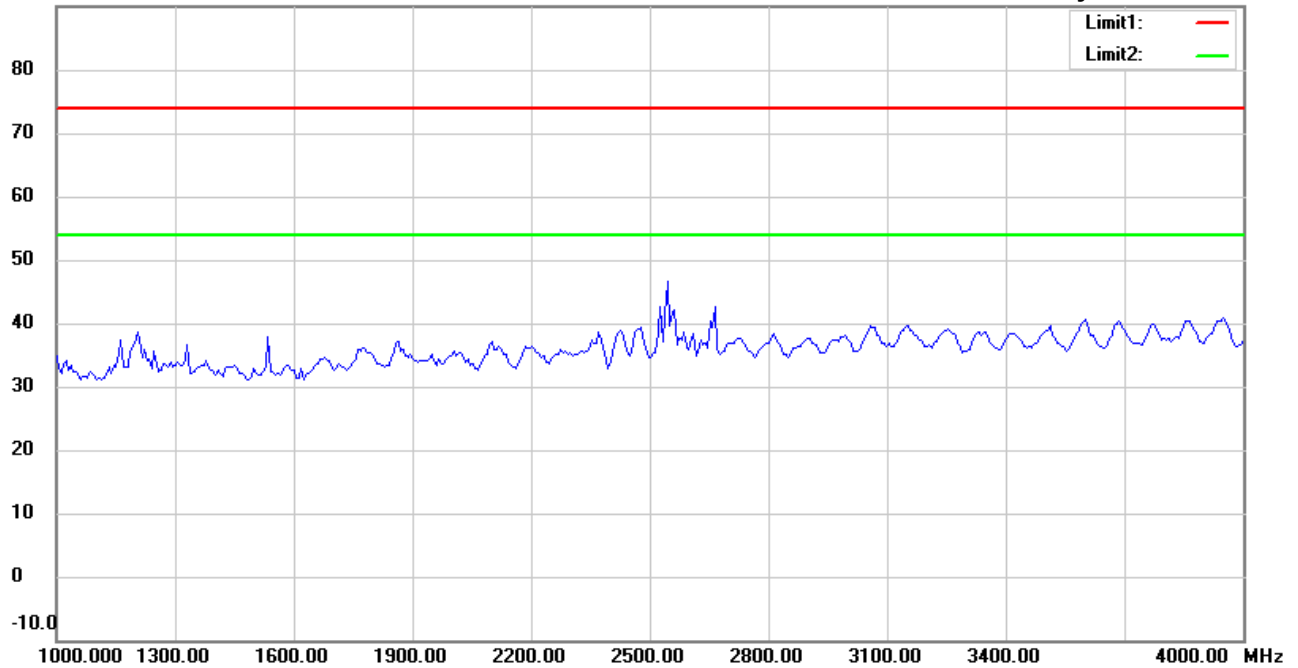
Date: 2/6/2020

Temperature:21.0 °C

90.0 dBuV/m

Time: 6:51:03 AM

Humidity:61.1 %



Site : Chamber

Condition : FCC\_part 15 RE-Class C\_Above 1GHz\_PK

EUT : W6M21912-19560

M/N:

Test Mode : TX 2480MHz

Note :

Polarization: *Horizontal*

Power : 120 Va.c.

Distance: 3m

Mk.	Frequency (MHz)	Reading (dBuV)	Detector	Corr. factor (dB/m)	Result (dBuV/m)	Limit (dBuV/m)	Ant.Pos (cm)	Tab.Pos (deg.)	Margin (dB)	Comment
-----	-----------------	----------------	----------	---------------------	-----------------	----------------	--------------	----------------	-------------	---------

\*:Maximum data    x:Over limit    !:over margin



Address:6F.,No.58,Ln 188,Ruey Kuang Rd,Neihu,Taipei  
 Tel:+886-2-6606-8877  
 Fax:+886-2-6606-8879

Radiated Emission Measurement

Operator: Allen

File :3

Data :#6

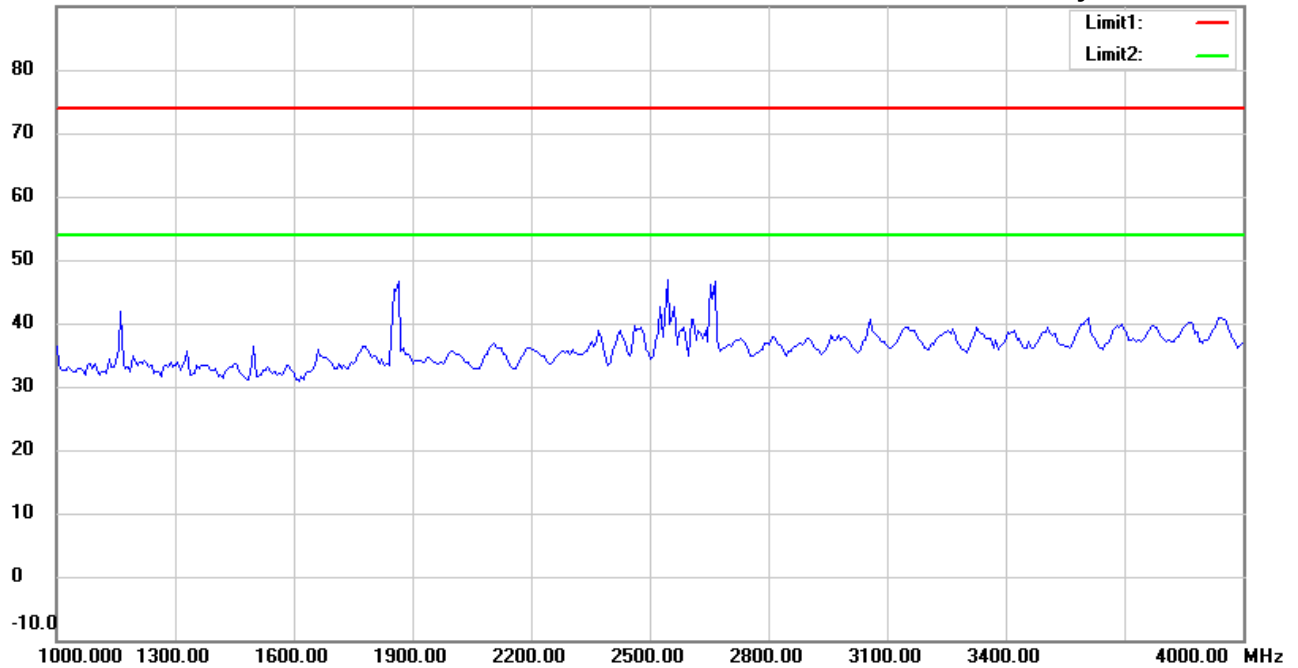
Date: 2/6/2020

Temperature:21.0 °C

90.0 dBuV/m

Time: 6:54:25 AM

Humidity:61.1 %



Site : Chamber

Condition : FCC\_part 15 RE-Class C\_Above 1GHz\_PK

Polarization: *Vertical*

EUT : W6M21912-19560

Power : 120 Va.c.

M/N:

Distance: 3m

Test Mode : TX 2480MHz

Note :

Mk.	Frequency (MHz)	Reading (dBuV)	Detector	Corr. factor (dB/m)	Result (dBuV/m)	Limit (dBuV/m)	Ant.Pos (cm)	Tab.Pos (deg.)	Margin (dB)	Comment
-----	-----------------	----------------	----------	---------------------	-----------------	----------------	--------------	----------------	-------------	---------

\*:Maximum data    x:Over limit    !:over margin



Radiated Emission Measurement

Operator: Allen

File :3

Data :#2

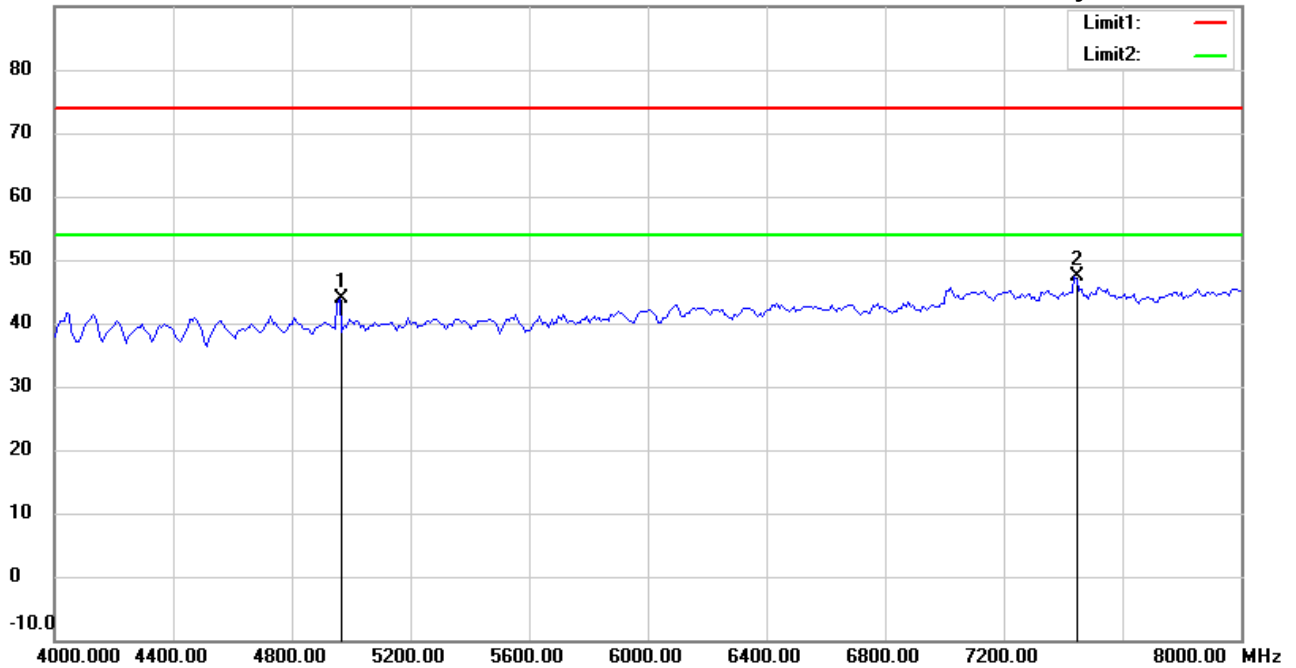
Date: 2/6/2020

Temperature:21.0 °C

90.0 dBuV/m

Time: 6:52:04 AM

Humidity:61.1 %



Site : Chamber

Condition : FCC\_part 15 RE-Class C\_Above 1GHz\_PK

Polarization: *Horizontal*

EUT : W6M21912-19560

Power : 120 Va.c.

M/N:

Distance: 3m

Test Mode : TX 2480MHz

Note :

Mk.	Frequency (MHz)	Reading (dBuV)	Detector	Corr. factor (dB/m)	Result (dBuV/m)	Limit (dBuV/m)	Ant.Pos (cm)	Tab.Pos (deg.)	Margin (dB)	Comment
	4961.924	45.22	peak	-1.34	43.88	74.00	150	175	-30.12	
*	7438.878	43.70	peak	3.73	47.43	74.00	150	330	-26.57	





Address:6F.,No.58,Ln 188,Ruey Kuang Rd,Neihu,Taipei  
 Tel:+886-2-6606-8877  
 Fax:+886-2-6606-8879

Radiated Emission Measurement

Operator: Allen

File :3

Data :#7

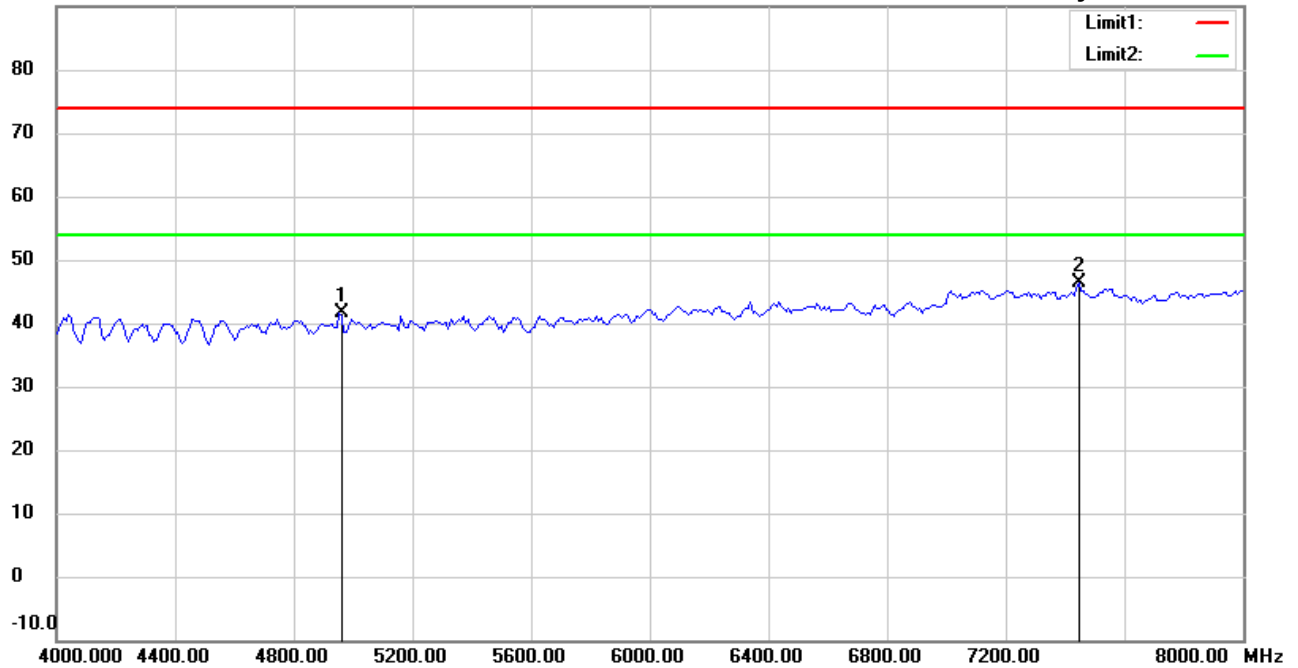
Date: 2/6/2020

Temperature:21.0 °C

90.0 dBuV/m

Time: 6:55:25 AM

Humidity:61.1 %



Site : Chamber

Condition : FCC\_part 15 RE-Class C\_Above 1GHz\_PK

Polarization: **Vertical**

EUT : W6M21912-19560

Power : 120 Va.c.

M/N:

Distance: 3m

Test Mode : TX 2480MHz

Note :

Mk.	Frequency (MHz)	Reading (dBuV)	Detector	Corr. factor (dB/m)	Result (dBuV/m)	Limit (dBuV/m)	Ant.Pos (cm)	Tab.Pos (deg.)	Margin (dB)	Comment
	4953.908	43.02	peak	-1.38	41.64	74.00	150	30	-32.36	
*	7440.000	42.61	peak	3.72	46.33	74.00	150	110	-27.67	

\*:Maximum data    x:Over limit    !:over margin



Address:6F.,No.58,Ln 188,Ruey Kuang Rd,Neihu,Taipei  
 Tel:+886-2-6606-8877  
 Fax:+886-2-6606-8879

Radiated Emission Measurement

Operator: Allen

File :3

Data :#3

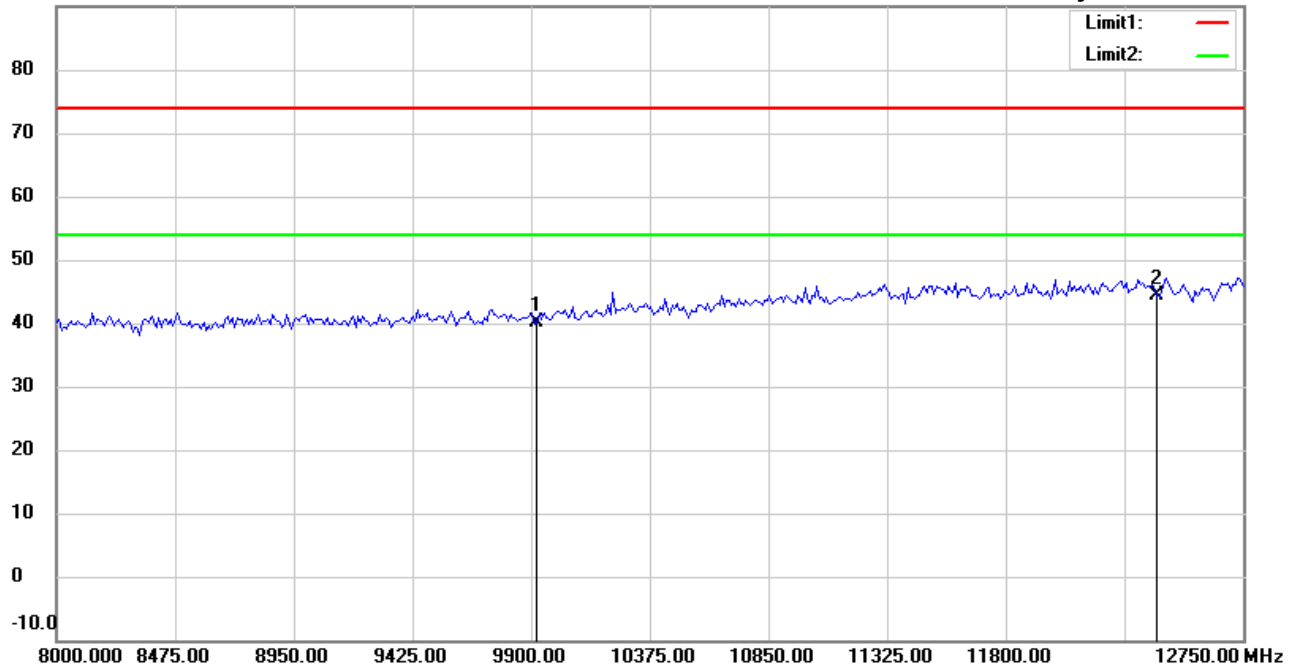
Date: 2/6/2020

Temperature:21.0 °C

90.0 dBuV/m

Time: 6:52:16 AM

Humidity:61.1 %



Site : Chamber

Condition : FCC\_part 15 RE-Class C\_Above 1GHz\_PK

Polarization: *Horizontal*

EUT : W6M21912-19560

Power : 120 Va.c.

M/N:

Distance: 3m

Test Mode : TX 2480MHz

Note :

Mk.	Frequency (MHz)	Reading (dBuV)	Detector	Corr. factor (dB/m)	Result (dBuV/m)	Limit (dBuV/m)	Ant.Pos (cm)	Tab.Pos (deg.)	Margin (dB)	Comment
	9920.000	33.00	peak	7.16	40.16	74.00	150	0	-33.84	
*	12400.000	31.72	peak	12.75	44.47	74.00	150	255	-29.53	

\*:Maximum data    x:Over limit    !:over margin



Address:6F.,No.58,Ln 188,Ruey Kuang Rd,Neihu,Taipei  
 Tel:+886-2-6606-8877  
 Fax:+886-2-6606-8879

Radiated Emission Measurement

Operator: Allen

File :3

Data :#8

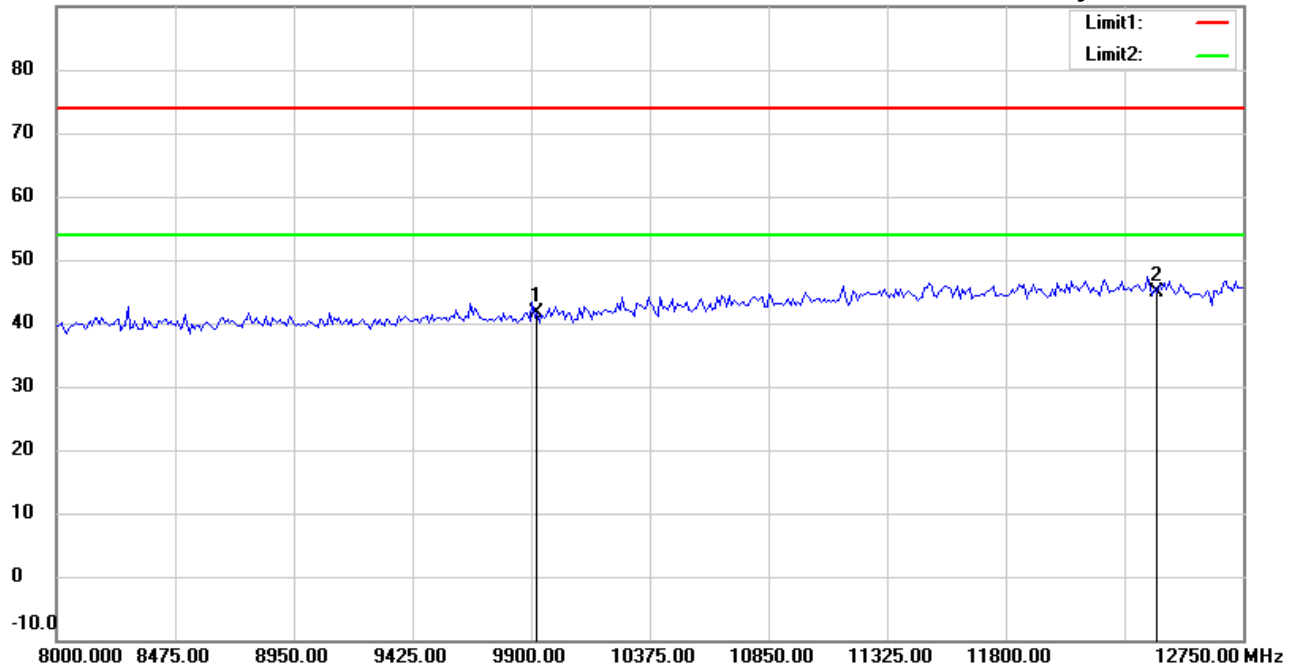
Date: 2/6/2020

Temperature:21.0 °C

90.0 dBuV/m

Time: 6:55:38 AM

Humidity:61.1 %



Site : Chamber

Condition : FCC\_part 15 RE-Class C\_Above 1GHz\_PK

Polarization: *Vertical*

EUT : W6M21912-19560

Power : 120 Va.c.

M/N:

Distance: 3m

Test Mode : TX 2480MHz

Note :

Mk.	Frequency (MHz)	Reading (dBuV)	Detector	Corr. factor (dB/m)	Result (dBuV/m)	Limit (dBuV/m)	Ant.Pos (cm)	Tab.Pos (deg.)	Margin (dB)	Comment
	9920.000	34.58	peak	7.16	41.74	74.00	150	80	-32.26	
*	12400.000	32.09	peak	12.75	44.84	74.00	150	25	-29.16	

\*:Maximum data    x:Over limit    !:over margin



Address:6F.,No.58,Ln 188,Ruey Kuang Rd,Neihu,Taipei  
 Tel:+886-2-6606-8877  
 Fax:+886-2-6606-8879

Radiated Emission Measurement

Operator: Allen

File :3

Data :#4

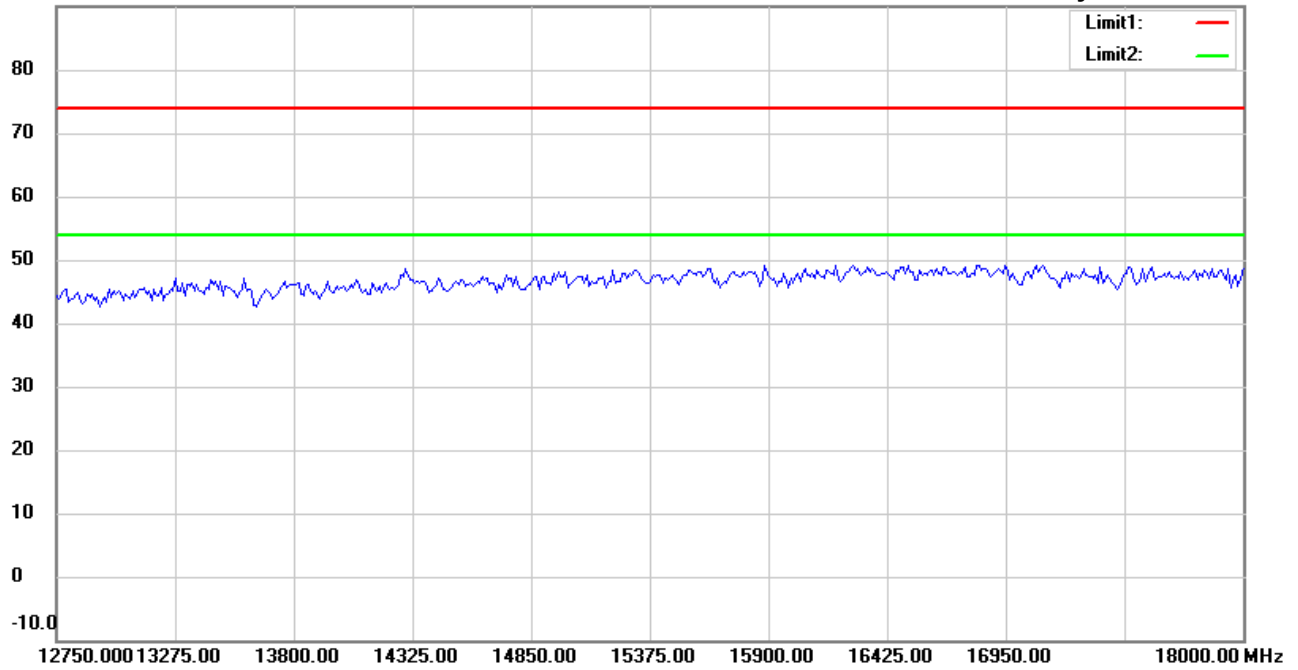
Date: 2/6/2020

Temperature:21.0 °C

90.0 dBuV/m

Time: 6:53:14 AM

Humidity:61.1 %



Site : Chamber

Condition : FCC\_part 15 RE-Class C\_Above 1GHz\_PK

Polarization: *Horizontal*

EUT : W6M21912-19560

Power : 120 Va.c.

M/N:

Distance: 3m

Test Mode : TX 2480MHz

Note :

Mk.	Frequency (MHz)	Reading (dBuV)	Detector	Corr. factor (dB/m)	Result (dBuV/m)	Limit (dBuV/m)	Ant.Pos (cm)	Tab.Pos (deg.)	Margin (dB)	Comment
-----	-----------------	----------------	----------	---------------------	-----------------	----------------	--------------	----------------	-------------	---------

\*:Maximum data    x:Over limit    !:over margin



Address:6F.,No.58,Ln 188,Ruey Kuang Rd,Neihu,Taipei  
 Tel:+886-2-6606-8877  
 Fax:+886-2-6606-8879

**Radiated Emission Measurement**

Operator: Allen

File :3

Data :#9

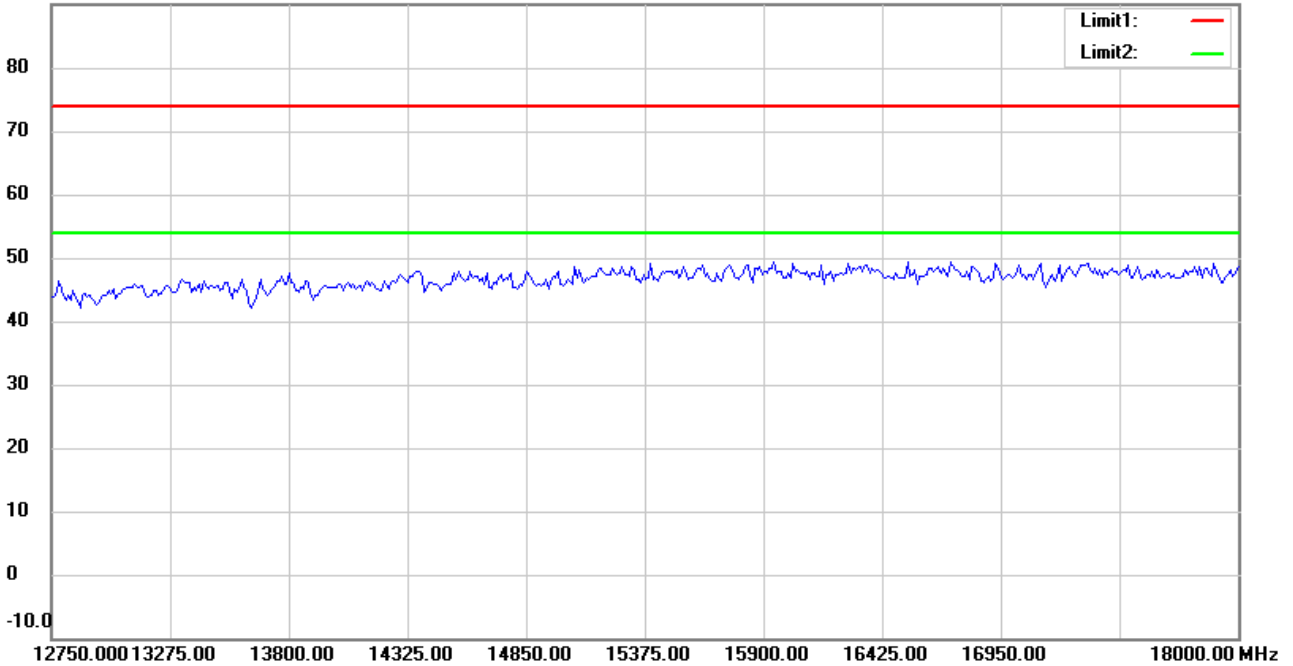
Date: 2/6/2020

Temperature:21.0 °C

90.0 dBuV/m

Time: 6:56:40 AM

Humidity:61.1 %



Site : Chamber

Condition : FCC\_part 15 RE-Class C\_Above 1GHz\_PK

Polarization: **Vertical**

EUT : W6M21912-19560

Power : 120 Va.c.

M/N:

Distance: 3m

Test Mode : TX 2480MHz

Note :

Mk.	Frequency (MHz)	Reading (dBuV)	Detector	Corr. factor (dB/m)	Result (dBuV/m)	Limit (dBuV/m)	Ant.Pos (cm)	Tab.Pos (deg.)	Margin (dB)	Comment
-----	-----------------	----------------	----------	---------------------	-----------------	----------------	--------------	----------------	-------------	---------

\*:Maximum data    x:Over limit    !:over margin



Address:6F.,No.58,Ln 188,Ruey Kuang Rd,Neihu,Taipei  
 Tel:+886-2-6606-8877  
 Fax:+886-2-6606-8879

Radiated Emission Measurement

Operator: Allen

File :3

Data :#5

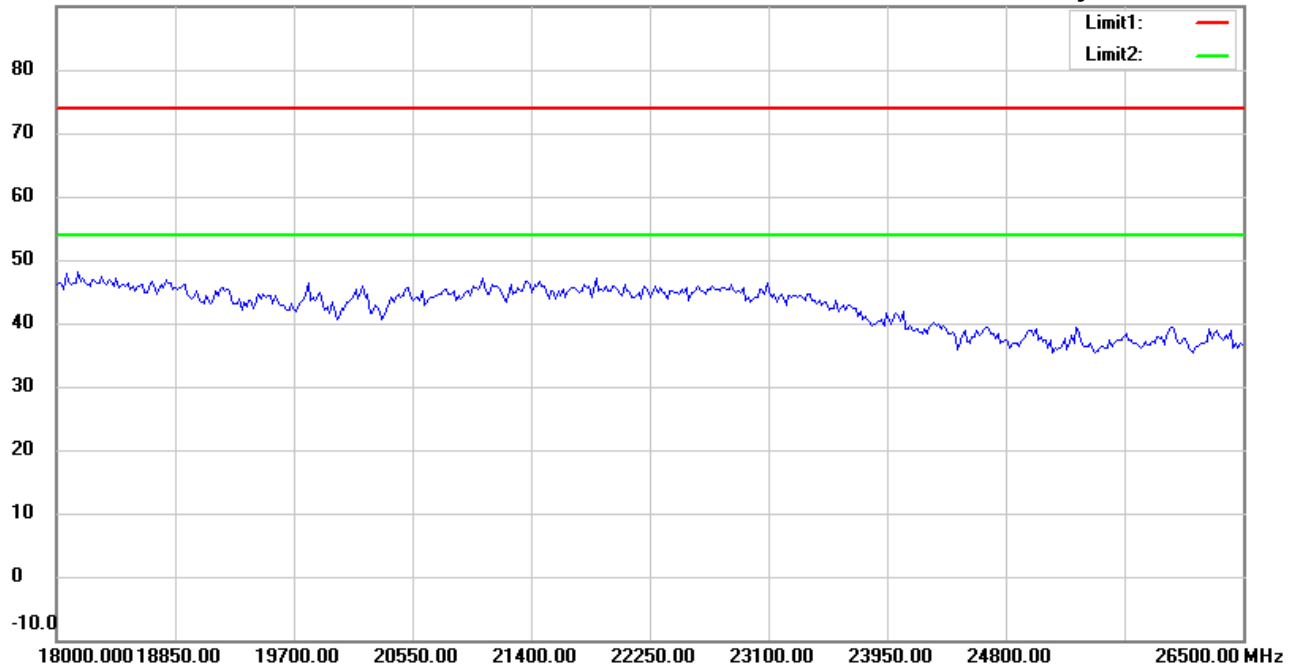
Date: 2/6/2020

Temperature:21.0 °C

90.0 dBuV/m

Time: 6:53:24 AM

Humidity:61.1 %



Site : Chamber

Condition : FCC\_part 15 RE-Class C\_Above 1GHz\_PK

Polarization: *Horizontal*

EUT : W6M21912-19560

Power : 120 Va.c.

M/N:

Distance: 3m

Test Mode : TX 2480MHz

Note :

Mk.	Frequency (MHz)	Reading (dBuV)	Detector	Corr. factor (dB/m)	Result (dBuV/m)	Limit (dBuV/m)	Ant.Pos (cm)	Tab.Pos (deg.)	Margin (dB)	Comment
-----	-----------------	----------------	----------	---------------------	-----------------	----------------	--------------	----------------	-------------	---------

\*:Maximum data    x:Over limit    !:over margin



Address:6F.,No.58,Ln 188,Ruey Kuang Rd,Neihu,Taipei  
 Tel:+886-2-6606-8877  
 Fax:+886-2-6606-8879

Radiated Emission Measurement

Operator: Allen

File :3

Data :#10

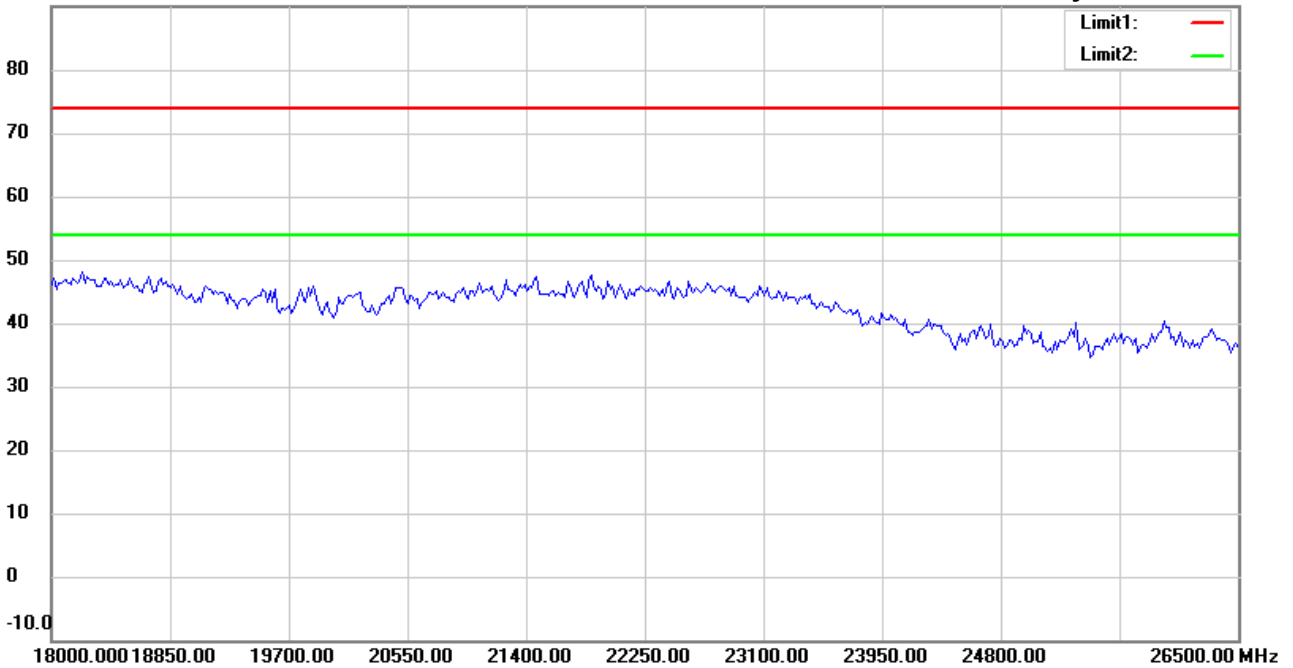
Date: 2/6/2020

Temperature:21.0 °C

90.0 dBuV/m

Time: 6:56:49 AM

Humidity:61.1 %



Site : Chamber

Condition : FCC\_part 15 RE-Class C\_Above 1GHz\_PK

EUT : W6M21912-19560

M/N:

Test Mode : TX 2480MHz

Note :

Polarization: *Vertical*

Power : 120 Va.c.

Distance: 3m

Mk.	Frequency (MHz)	Reading (dBuV)	Detector	Corr. factor (dB/m)	Result (dBuV/m)	Limit (dBuV/m)	Ant.Pos (cm)	Tab.Pos (deg.)	Margin (dB)	Comment
-----	-----------------	----------------	----------	---------------------	-----------------	----------------	--------------	----------------	-------------	---------

\*:Maximum data    x:Over limit    !:over margin



Radiated Emission Measurement

Operator: Sky

File :1\_BLE(2M)\_TX

Data :#1

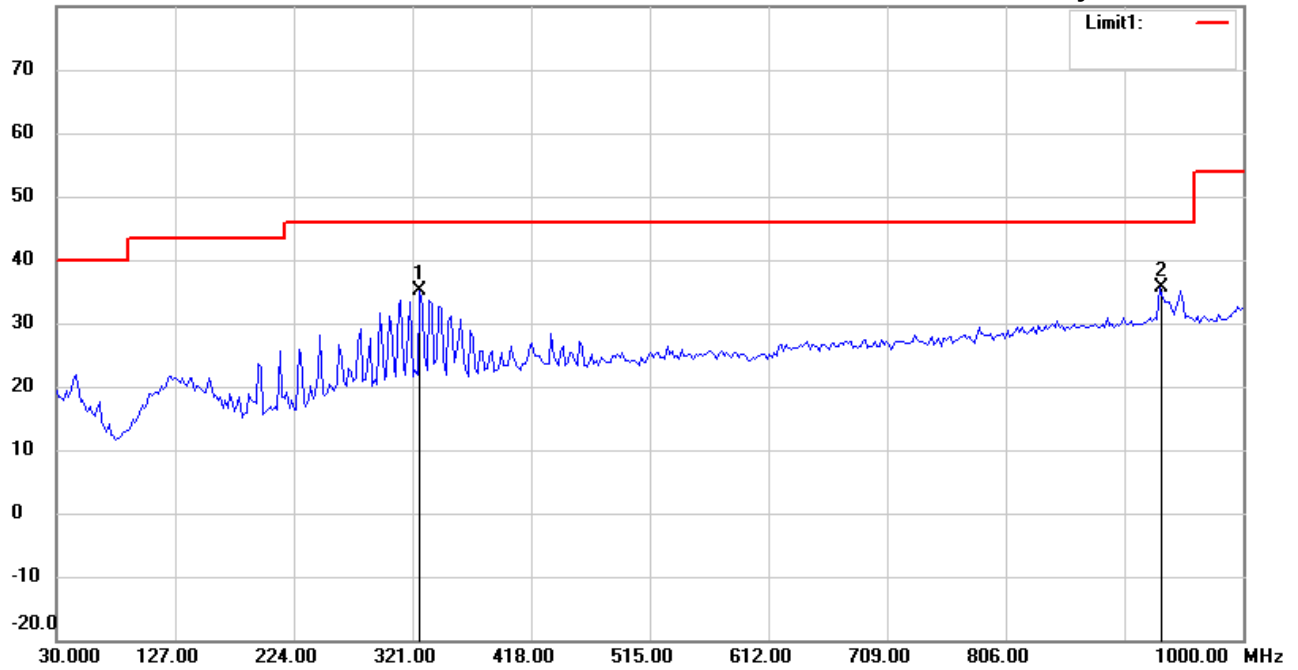
Date: 2/6/2020

Temperature:21.5 °C

80.0 dBuV/m

Time: 8:57:51 AM

Humidity:64.4 %



Site : Chamber

Condition : FCC\_part 15 RE-Class C\_30-1000MHz

Polarization: *Horizontal*

EUT : W6M21912-19560

Power : 120 Va.c.

M/N:

Distance: 3m

Test Mode : TX 2402MHz

Note :

Mk.	Frequency (MHz)	Reading (dBuV)	Detector	Corr. factor (dB/m)	Result (dBuV/m)	Limit (dBuV/m)	Ant.Pos (cm)	Tab.Pos (deg.)	Margin (dB)	Comment
	327.4148	40.79	peak	-5.60	35.19	46.00	100	180	-10.81	
*	931.9640	31.69	peak	3.86	35.55	46.00	100	70	-10.45	





Radiated Emission Measurement

Operator: Sky

File :1\_BLE(2M)\_TX

Data :#2

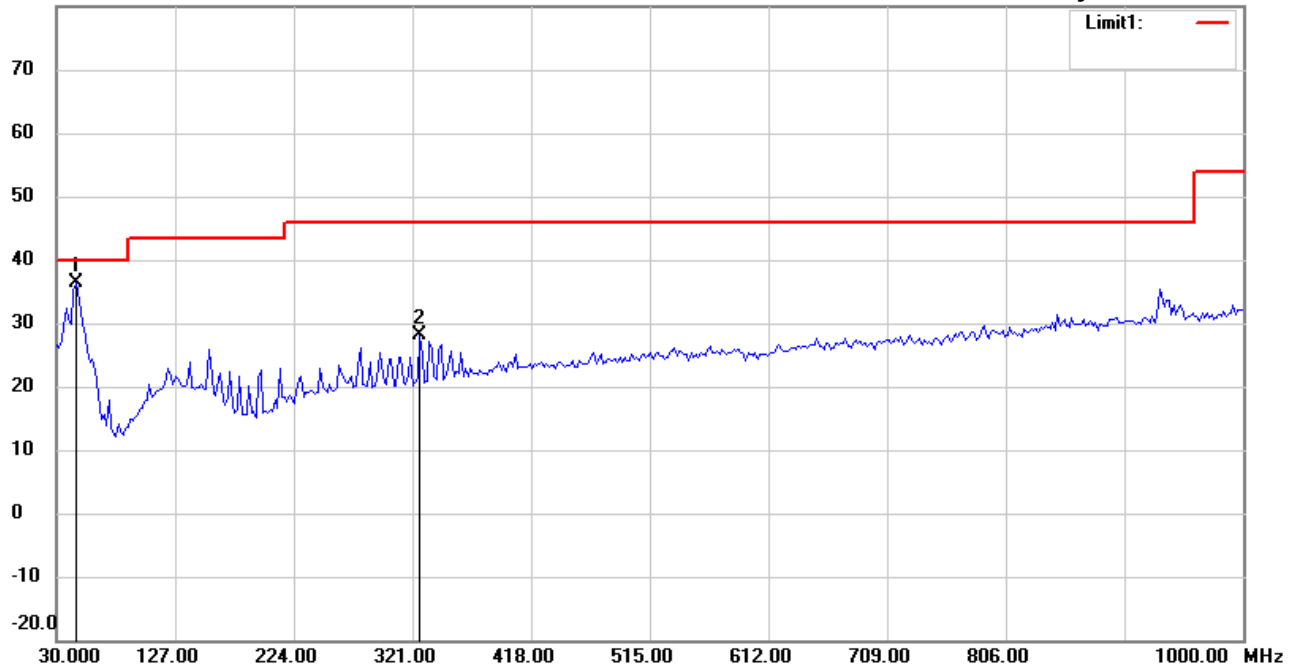
Date: 2/6/2020

Temperature:21.5 °C

80.0 dBuV/m

Time: 9:00:19 AM

Humidity:64.4 %



Site : Chamber

Condition : FCC\_part 15 RE-Class C\_30-1000MHz

Polarization: *Vertical*

EUT : W6M21912-19560

Power : 120 Va.c.

M/N:

Distance: 3m

Test Mode : TX 2402MHz

Note :

Mk.	Frequency (MHz)	Reading (dBuV)	Detector	Corr. factor (dB/m)	Result (dBuV/m)	Limit (dBuV/m)	Ant.Pos (cm)	Tab.Pos (deg.)	Margin (dB)	Comment
*	45.5511	46.07	peak	-9.76	36.31	40.00	100	160	-3.69	
	327.4148	33.61	peak	-5.60	28.01	46.00	100	315	-17.99	



Address:6F.,No.58,Ln 188,Ruey Kuang Rd,Neihu,Taipei  
 Tel:+886-2-6606-8877  
 Fax:+886-2-6606-8879

Radiated Emission Measurement

Operator: Allen

File :3

Data :#1

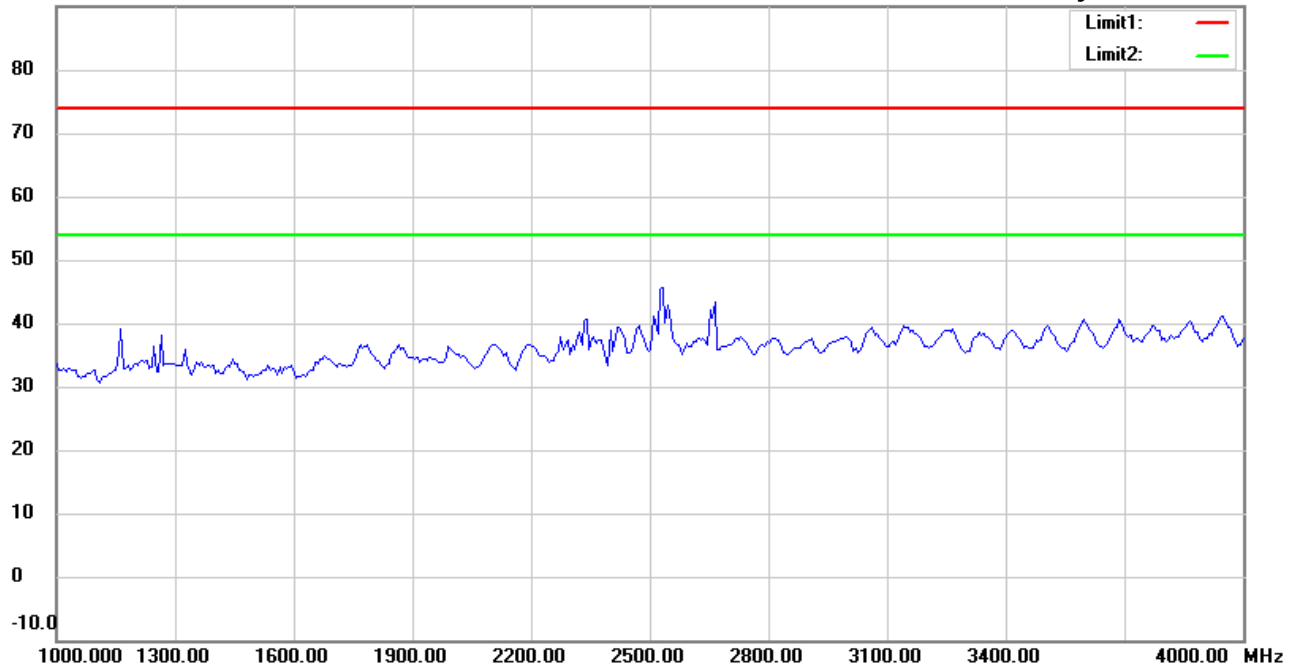
Date: 2/6/2020

Temperature:21.0 °C

90.0 dBuV/m

Time: 7:14:18 AM

Humidity:61.1 %



Site : Chamber

Condition : FCC\_part 15 RE-Class C\_Above 1GHz\_PK

Polarization: *Horizontal*

EUT : W6M21912-19560

Power : 120 Va.c.

M/N:

Distance: 3m

Test Mode : TX 2402MHz

Note :

Mk.	Frequency (MHz)	Reading (dBuV)	Detector	Corr. factor (dB/m)	Result (dBuV/m)	Limit (dBuV/m)	Ant.Pos (cm)	Tab.Pos (deg.)	Margin (dB)	Comment
-----	-----------------	----------------	----------	---------------------	-----------------	----------------	--------------	----------------	-------------	---------

\*:Maximum data    x:Over limit    !:over margin



Address:6F.,No.58,Ln 188,Ruey Kuang Rd,Neihu,Taipei  
 Tel:+886-2-6606-8877  
 Fax:+886-2-6606-8879

Radiated Emission Measurement

Operator: Allen

File :3

Data :#6

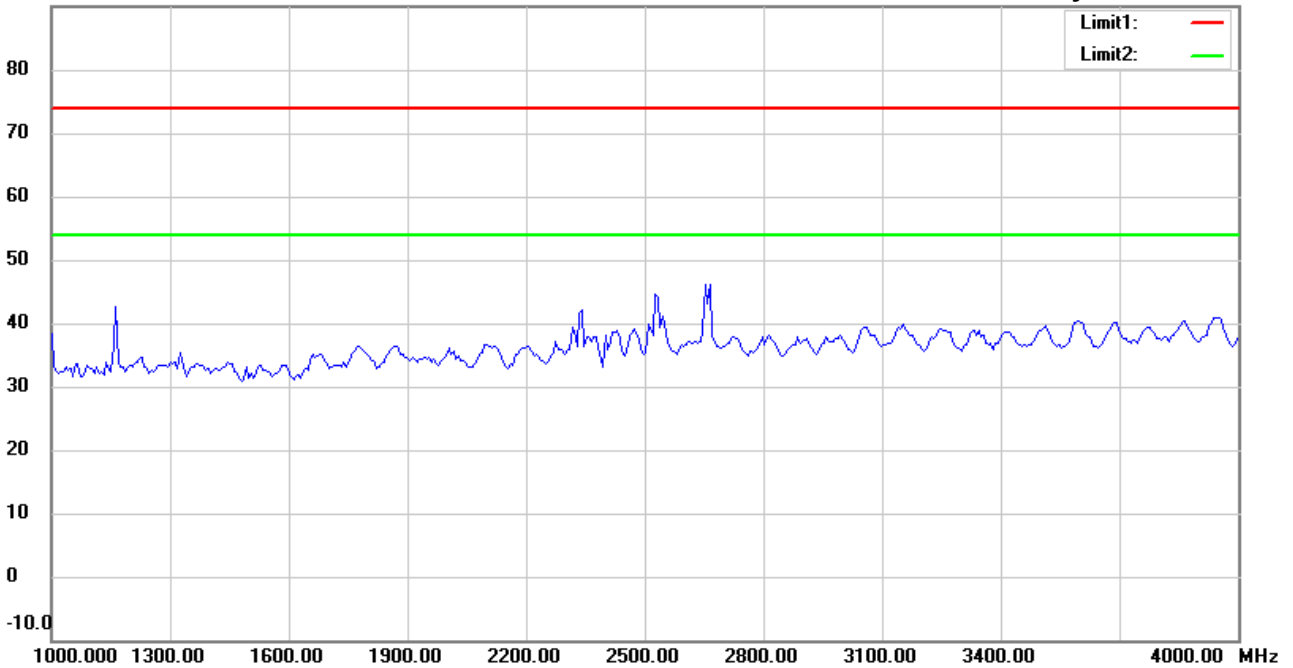
Date: 2/6/2020

Temperature:21.0 °C

90.0 dBuV/m

Time: 7:17:39 AM

Humidity:61.1 %



Site : Chamber

Condition : FCC\_part 15 RE-Class C\_Above 1GHz\_PK

Polarization: *Vertical*

EUT : W6M21912-19560

Power : 120 Va.c.

M/N:

Distance: 3m

Test Mode : TX 2402MHz

Note :

Mk.	Frequency (MHz)	Reading (dBuV)	Detector	Corr. factor (dB/m)	Result (dBuV/m)	Limit (dBuV/m)	Ant.Pos (cm)	Tab.Pos (deg.)	Margin (dB)	Comment
-----	-----------------	----------------	----------	---------------------	-----------------	----------------	--------------	----------------	-------------	---------

\*:Maximum data    x:Over limit    !:over margin



Radiated Emission Measurement

Operator: Allen

File :3

Data :#2

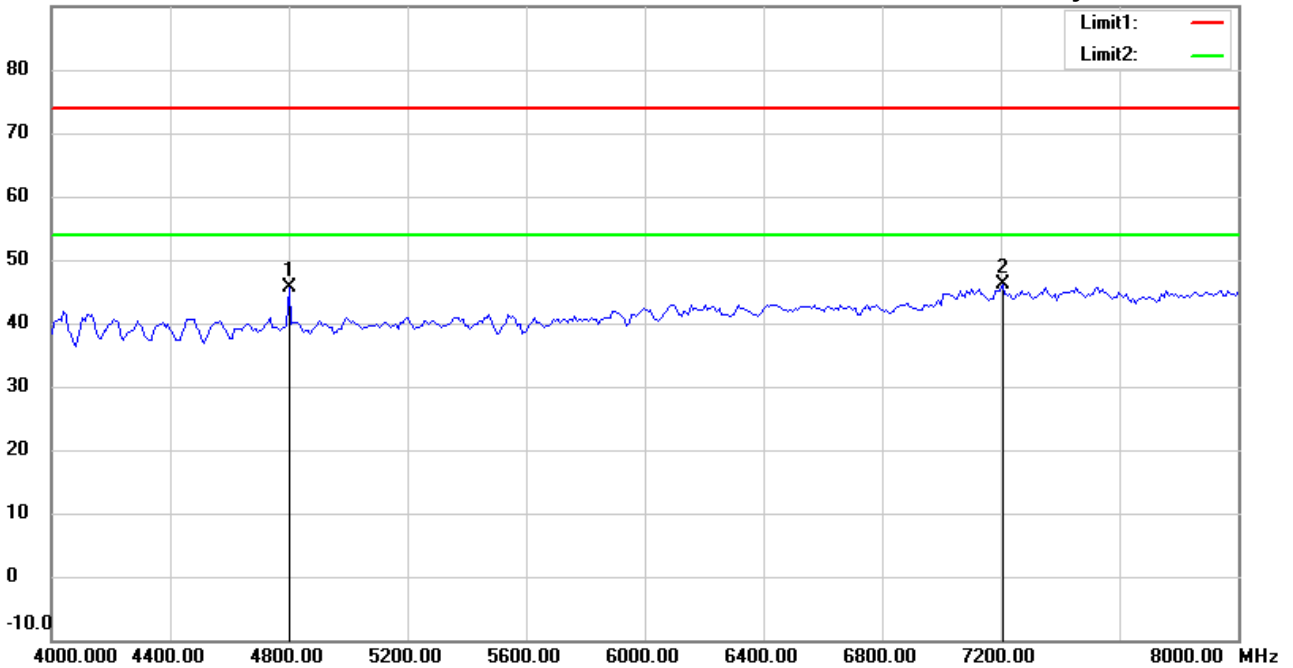
Date: 2/6/2020

Temperature:21.0 °C

90.0 dBuV/m

Time: 7:15:18 AM

Humidity:61.1 %



Site : Chamber

Condition : FCC\_part 15 RE-Class C\_Above 1GHz\_PK

Polarization: *Horizontal*

EUT : W6M21912-19560

Power : 120 Va.c.

M/N:

Distance: 3m

Test Mode : TX 2402MHz

Note :

Mk.	Frequency (MHz)	Reading (dBuV)	Detector	Corr. factor (dB/m)	Result (dBuV/m)	Limit (dBuV/m)	Ant.Pos (cm)	Tab.Pos (deg.)	Margin (dB)	Comment
	4801.603	47.57	peak	-1.95	45.62	74.00	150	10	-28.38	
*	7206.000	42.97	peak	3.24	46.21	74.00	150	55	-27.79	



Radiated Emission Measurement

Operator: Allen

File :3

Data :#7

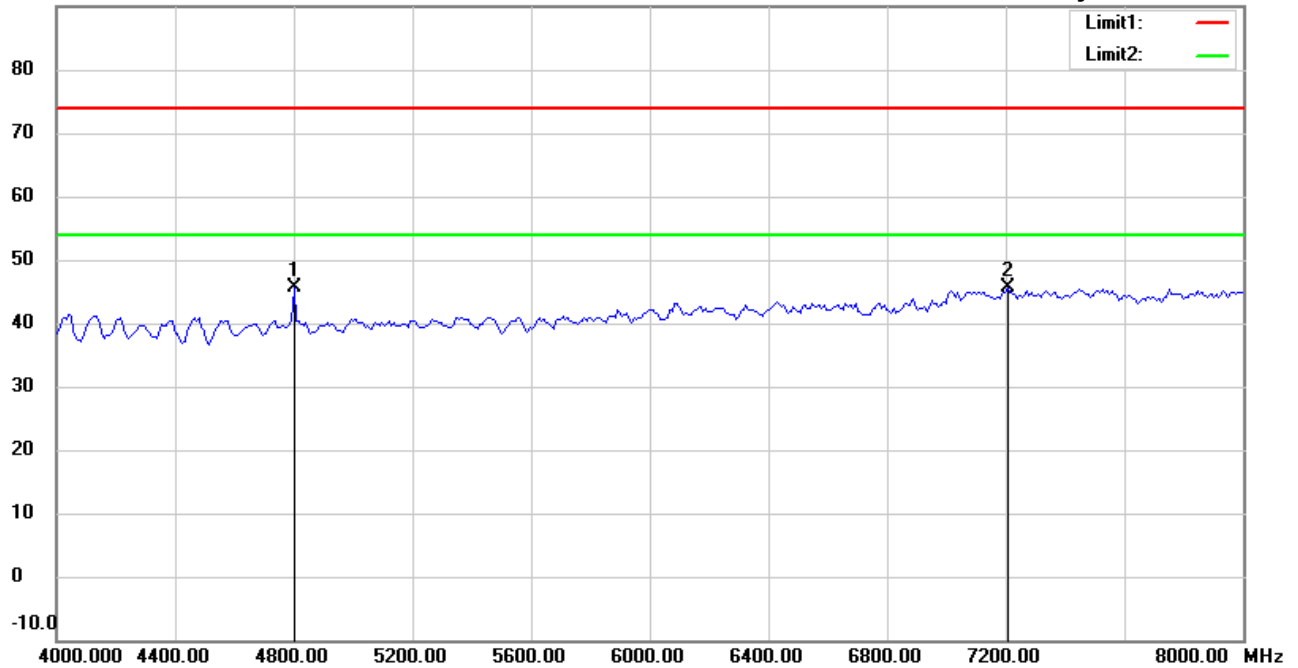
Date: 2/6/2020

Temperature:21.0 °C

90.0 dBuV/m

Time: 7:18:39 AM

Humidity:61.1 %



Site : Chamber

Condition : FCC\_part 15 RE-Class C\_Above 1GHz\_PK

Polarization: *Vertical*

EUT : W6M21912-19560

Power : 120 Va.c.

M/N:

Distance: 3m

Test Mode : TX 2402MHz

Note :

Mk.	Frequency (MHz)	Reading (dBuV)	Detector	Corr. factor (dB/m)	Result (dBuV/m)	Limit (dBuV/m)	Ant.Pos (cm)	Tab.Pos (deg.)	Margin (dB)	Comment
	4801.603	47.54	peak	-1.95	45.59	74.00	150	335	-28.41	
*	7206.000	42.51	peak	3.24	45.75	74.00	150	60	-28.25	



Address:6F.,No.58,Ln 188,Ruey Kuang Rd,Neihu,Taipei  
 Tel:+886-2-6606-8877  
 Fax:+886-2-6606-8879

Radiated Emission Measurement

Operator: Allen

File :3

Data :#3

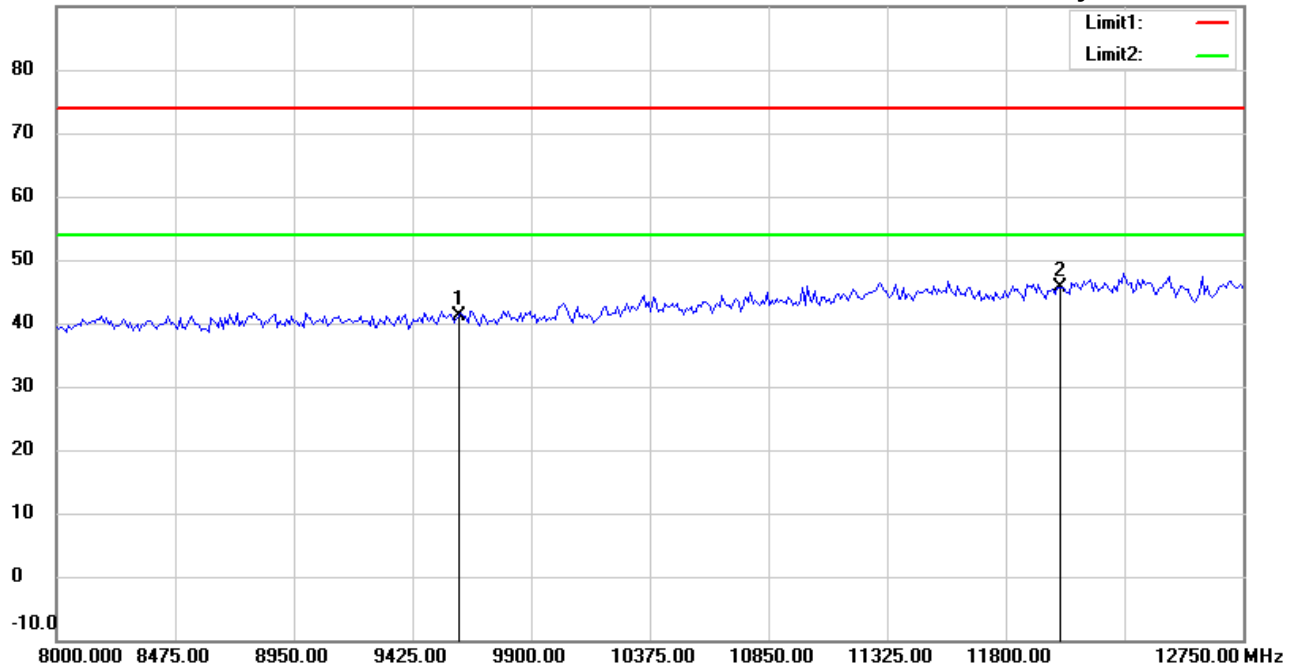
Date: 2/6/2020

Temperature:21.0 °C

90.0 dBuV/m

Time: 7:15:31 AM

Humidity:61.1 %



Site : Chamber

Condition : FCC\_part 15 RE-Class C\_Above 1GHz\_PK

Polarization: *Horizontal*

EUT : W6M21912-19560

Power : 120 Va.c.

M/N:

Distance: 3m

Test Mode : TX 2402MHz

Note :

Mk.	Frequency (MHz)	Reading (dBuV)	Detector	Corr. factor (dB/m)	Result (dBuV/m)	Limit (dBuV/m)	Ant.Pos (cm)	Tab.Pos (deg.)	Margin (dB)	Comment
	9608.000	34.63	peak	6.53	41.16	74.00	150	360	-32.84	
*	12010.000	34.05	peak	11.62	45.67	74.00	150	275	-28.33	

\*:Maximum data x:Over limit !:over margin



Address:6F.,No.58,Ln 188,Ruey Kuang Rd,Neihu,Taipei  
 Tel:+886-2-6606-8877  
 Fax:+886-2-6606-8879

Radiated Emission Measurement

Operator: Allen

File :3

Data :#8

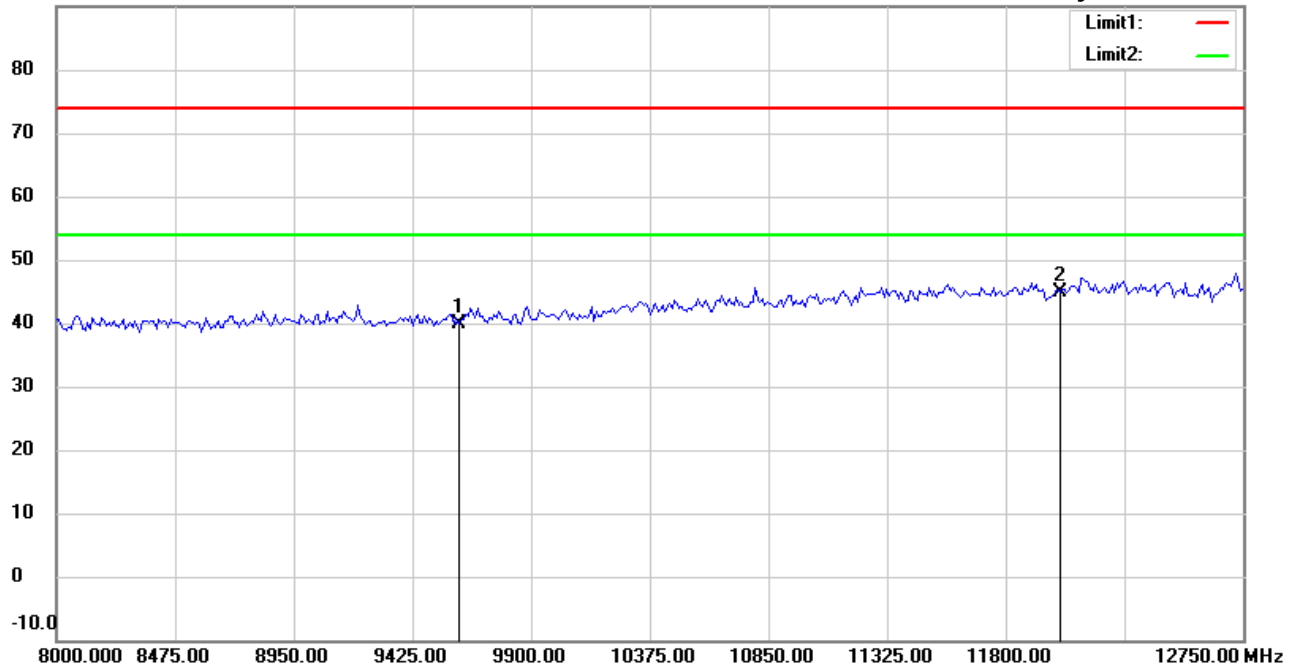
Date: 2/6/2020

Temperature:21.0 °C

90.0 dBuV/m

Time: 7:18:52 AM

Humidity:61.1 %



Site : Chamber

Condition : FCC\_part 15 RE-Class C\_Above 1GHz\_PK

Polarization: **Vertical**

EUT : W6M21912-19560

Power : 120 Va.c.

M/N:

Distance: 3m

Test Mode : TX 2402MHz

Note :

Mk.	Frequency (MHz)	Reading (dBuV)	Detector	Corr. factor (dB/m)	Result (dBuV/m)	Limit (dBuV/m)	Ant.Pos (cm)	Tab.Pos (deg.)	Margin (dB)	Comment
	9608.000	33.46	peak	6.53	39.99	74.00	150	205	-34.01	
*	12010.000	33.26	peak	11.62	44.88	74.00	150	160	-29.12	

\*:Maximum data x:Over limit !:over margin



Address:6F.,No.58,Ln 188,Ruey Kuang Rd,Neihu,Taipei  
 Tel:+886-2-6606-8877  
 Fax:+886-2-6606-8879

Radiated Emission Measurement

Operator: Allen

File :3

Data :#4

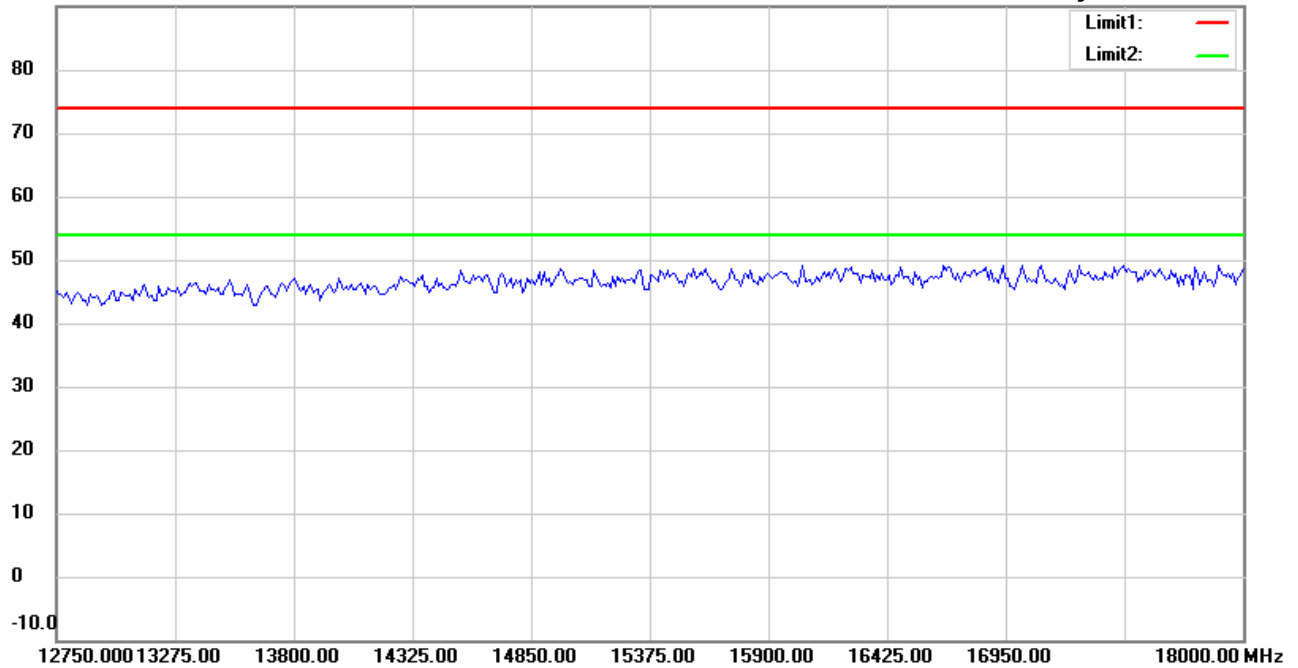
Date: 2/6/2020

Temperature:21.0 °C

90.0 dBuV/m

Time: 7:16:29 AM

Humidity:61.1 %



Site : Chamber

Condition : FCC\_part 15 RE-Class C\_Above 1GHz\_PK

Polarization: *Horizontal*

EUT : W6M21912-19560

Power : 120 Va.c.

M/N:

Distance: 3m

Test Mode : TX 2402MHz

Note :

Mk.	Frequency (MHz)	Reading (dBuV)	Detector	Corr. factor (dB/m)	Result (dBuV/m)	Limit (dBuV/m)	Ant.Pos (cm)	Tab.Pos (deg.)	Margin (dB)	Comment
-----	-----------------	----------------	----------	---------------------	-----------------	----------------	--------------	----------------	-------------	---------

\*:Maximum data    x:Over limit    !:over margin





Address:6F.,No.58,Ln 188,Ruey Kuang Rd,Neihu,Taipei  
 Tel:+886-2-6606-8877  
 Fax:+886-2-6606-8879

Radiated Emission Measurement

Operator: Allen

File :3

Data :#9

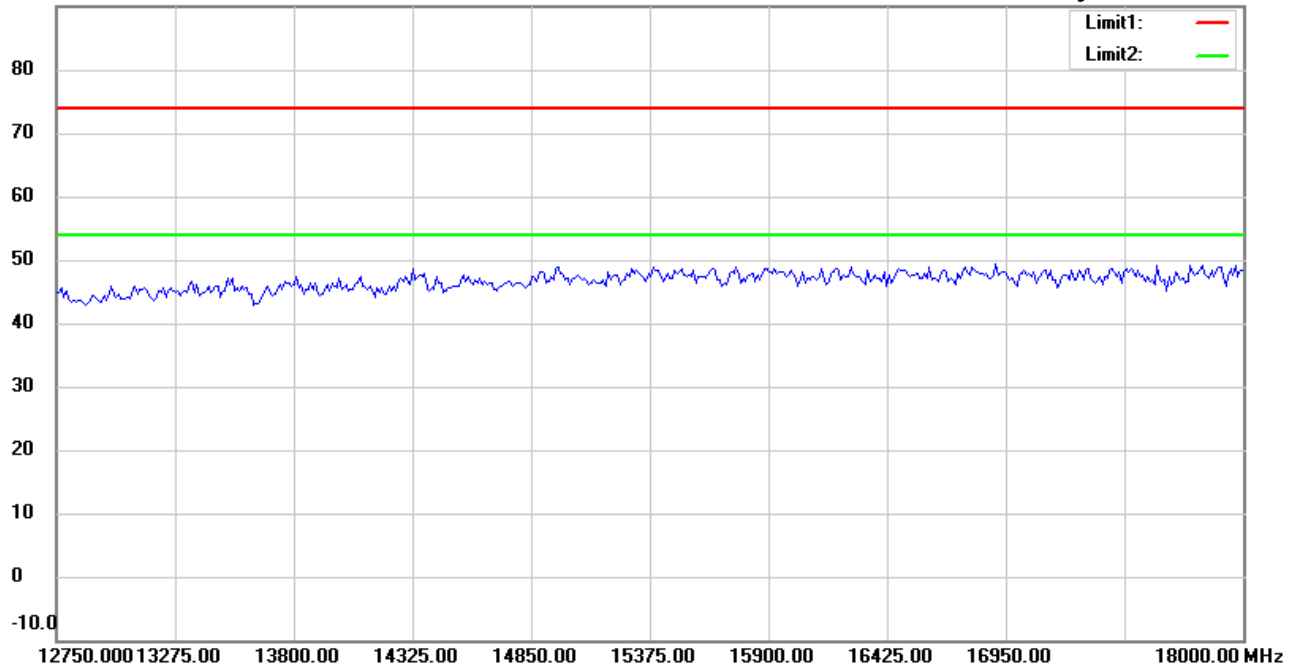
Date: 2/6/2020

Temperature:21.0 °C

90.0 dBuV/m

Time: 7:19:54 AM

Humidity:61.1 %



Site : Chamber

Condition : FCC\_part 15 RE-Class C\_Above 1GHz\_PK

Polarization: *Vertical*

EUT : W6M21912-19560

Power : 120 Va.c.

M/N:

Distance: 3m

Test Mode : TX 2402MHz

Note :

Mk.	Frequency (MHz)	Reading (dBuV)	Detector	Corr. factor (dB/m)	Result (dBuV/m)	Limit (dBuV/m)	Ant.Pos (cm)	Tab.Pos (deg.)	Margin (dB)	Comment
-----	-----------------	----------------	----------	---------------------	-----------------	----------------	--------------	----------------	-------------	---------

\*:Maximum data    x:Over limit    !:over margin



Address:6F.,No.58,Ln 188,Ruey Kuang Rd,Neihu,Taipei  
 Tel:+886-2-6606-8877  
 Fax:+886-2-6606-8879

**Radiated Emission Measurement**

Operator: Allen

File :3

Data :#5

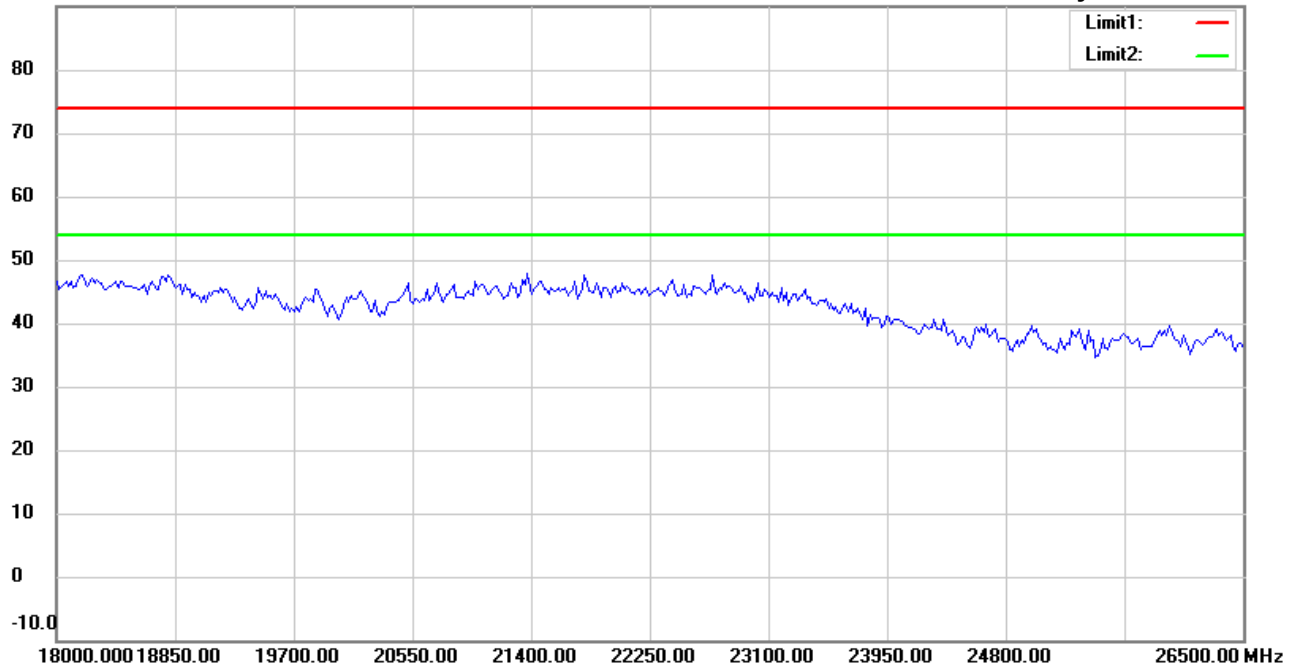
Date: 2/6/2020

Temperature:21.0 °C

90.0 dBuV/m

Time: 7:16:38 AM

Humidity:61.1 %



Site : Chamber

Condition : FCC\_part 15 RE-Class C\_Above 1GHz\_PK

Polarization: *Horizontal*

EUT : W6M21912-19560

Power : 120 Va.c.

M/N:

Distance: 3m

Test Mode : TX 2402MHz

Note :

Mk.	Frequency (MHz)	Reading (dBuV)	Detector	Corr. factor (dB/m)	Result (dBuV/m)	Limit (dBuV/m)	Ant.Pos (cm)	Tab.Pos (deg.)	Margin (dB)	Comment
-----	-----------------	----------------	----------	---------------------	-----------------	----------------	--------------	----------------	-------------	---------

\*:Maximum data    x:Over limit    !:over margin



Address:6F.,No.58,Ln 188,Ruey Kuang Rd,Neihu,Taipei  
 Tel:+886-2-6606-8877  
 Fax:+886-2-6606-8879

Radiated Emission Measurement

Operator: Allen

File :3

Data :#10

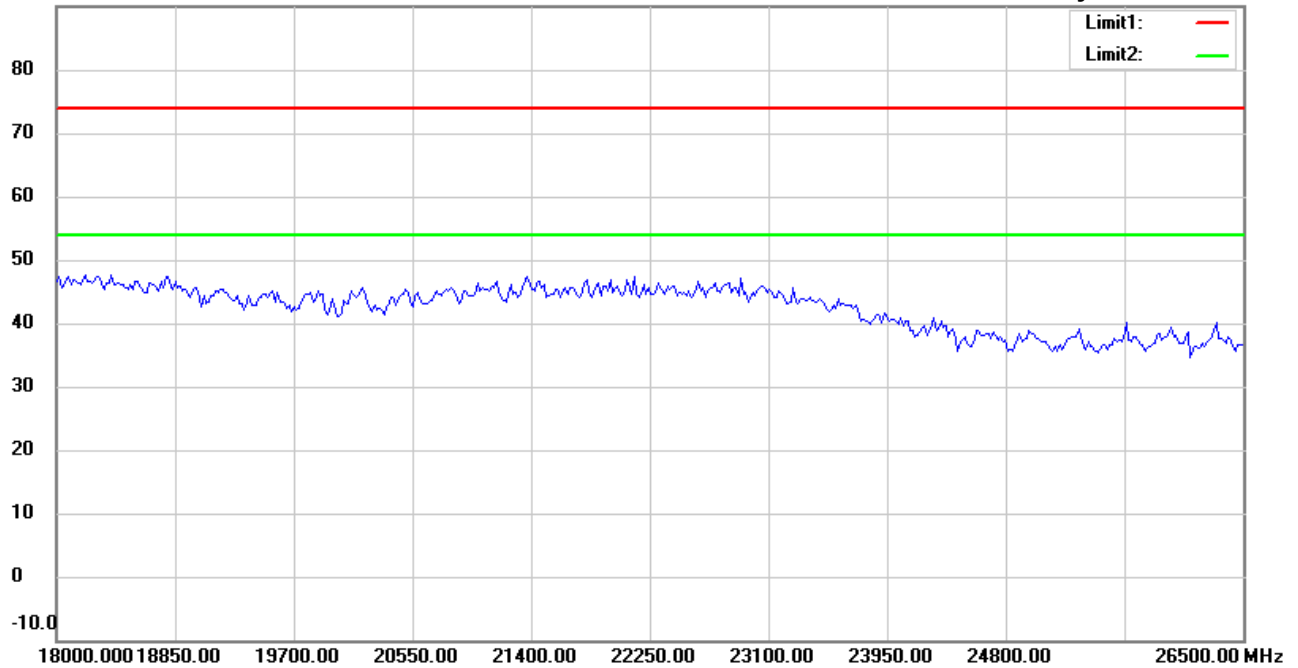
Date: 2/6/2020

Temperature:21.0 °C

90.0 dBuV/m

Time: 7:20:04 AM

Humidity:61.1 %



Site : Chamber

Condition : FCC\_part 15 RE-Class C\_Above 1GHz\_PK

Polarization: *Vertical*

EUT : W6M21912-19560

Power : 120 Va.c.

M/N:

Distance: 3m

Test Mode : TX 2402MHz

Note :

Mk.	Frequency (MHz)	Reading (dBuV)	Detector	Corr. factor (dB/m)	Result (dBuV/m)	Limit (dBuV/m)	Ant.Pos (cm)	Tab.Pos (deg.)	Margin (dB)	Comment
-----	-----------------	----------------	----------	---------------------	-----------------	----------------	--------------	----------------	-------------	---------

\*:Maximum data    x:Over limit    !:over margin



Address:6F.,No.58,Ln 188,Ruey Kuang Rd,Neihu,Taipei  
 Tel:+886-2-6606-8877  
 Fax:+886-2-6606-8879

Radiated Emission Measurement

Operator: Allen

File :3

Data :#1

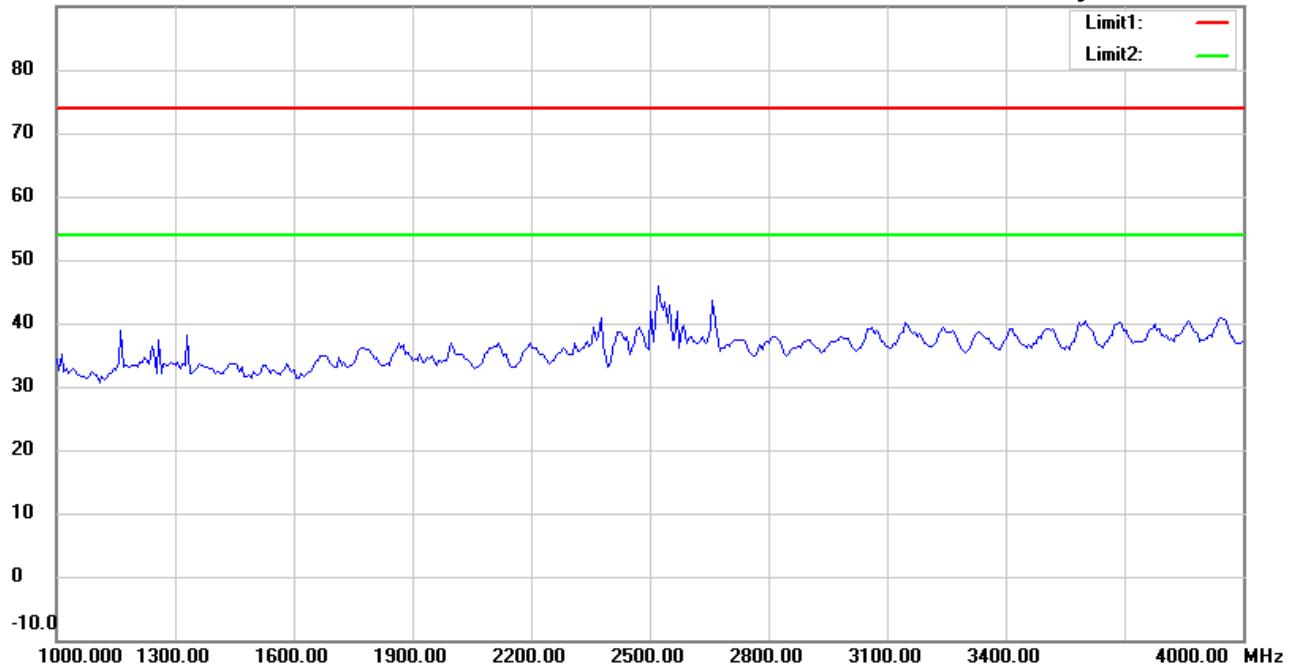
Date: 2/6/2020

Temperature:21.0 °C

90.0 dBuV/m

Time: 7:24:20 AM

Humidity:61.1 %



Site : Chamber

Condition : FCC\_part 15 RE-Class C\_Above 1GHz\_PK

Polarization: *Horizontal*

EUT : W6M21912-19560

Power : 120 Va.c.

M/N:

Distance: 3m

Test Mode : TX 2440MHz

Note :

Mk.	Frequency (MHz)	Reading (dBuV)	Detector	Corr. factor (dB/m)	Result (dBuV/m)	Limit (dBuV/m)	Ant.Pos (cm)	Tab.Pos (deg.)	Margin (dB)	Comment
-----	-----------------	----------------	----------	---------------------	-----------------	----------------	--------------	----------------	-------------	---------

\*:Maximum data    x:Over limit    !:over margin



Address:6F.,No.58,Ln 188,Ruey Kuang Rd,Neihu,Taipei  
 Tel:+886-2-6606-8877  
 Fax:+886-2-6606-8879

Radiated Emission Measurement

Operator: Allen

File :3

Data :#6

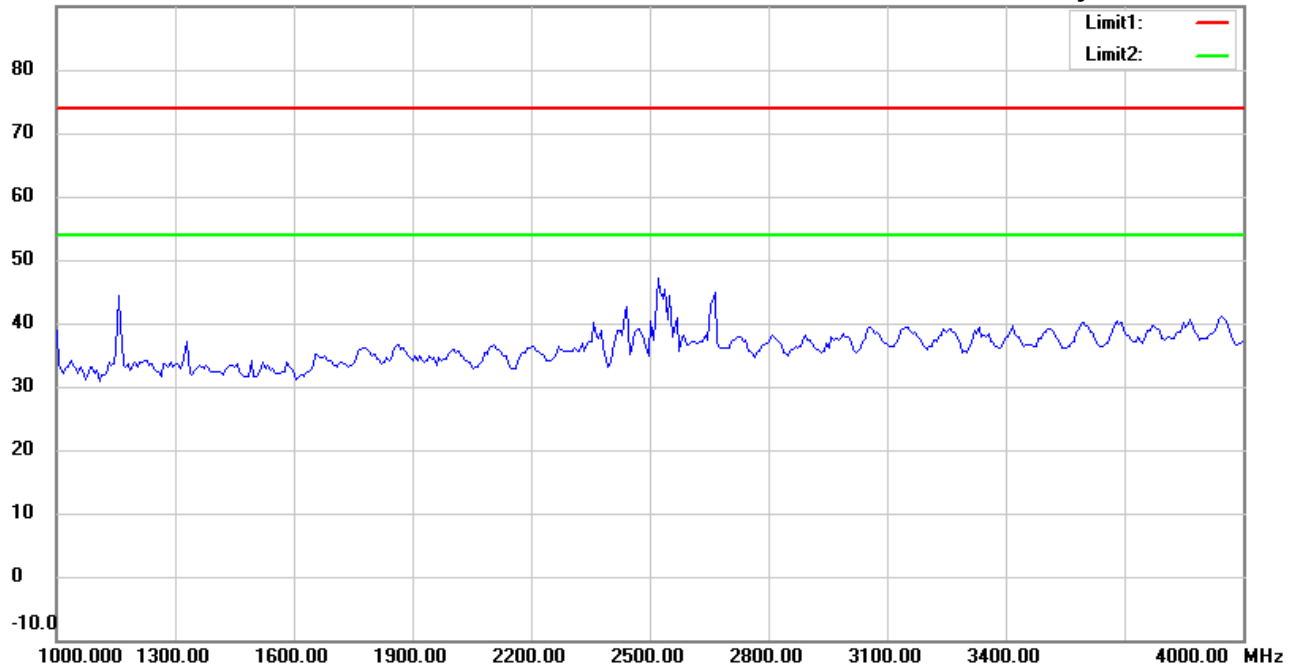
Date: 2/6/2020

Temperature:21.0 °C

90.0 dBuV/m

Time: 7:27:42 AM

Humidity:61.1 %



Site : Chamber

Condition : FCC\_part 15 RE-Class C\_Above 1GHz\_PK

Polarization: *Vertical*

EUT : W6M21912-19560

Power : 120 Va.c.

M/N:

Distance: 3m

Test Mode : TX 2440MHz

Note :

Mk.	Frequency (MHz)	Reading (dBuV)	Detector	Corr. factor (dB/m)	Result (dBuV/m)	Limit (dBuV/m)	Ant.Pos (cm)	Tab.Pos (deg.)	Margin (dB)	Comment
-----	-----------------	----------------	----------	---------------------	-----------------	----------------	--------------	----------------	-------------	---------

\*:Maximum data    x:Over limit    !:over margin



Radiated Emission Measurement

Operator: Allen

File :3

Data :#2

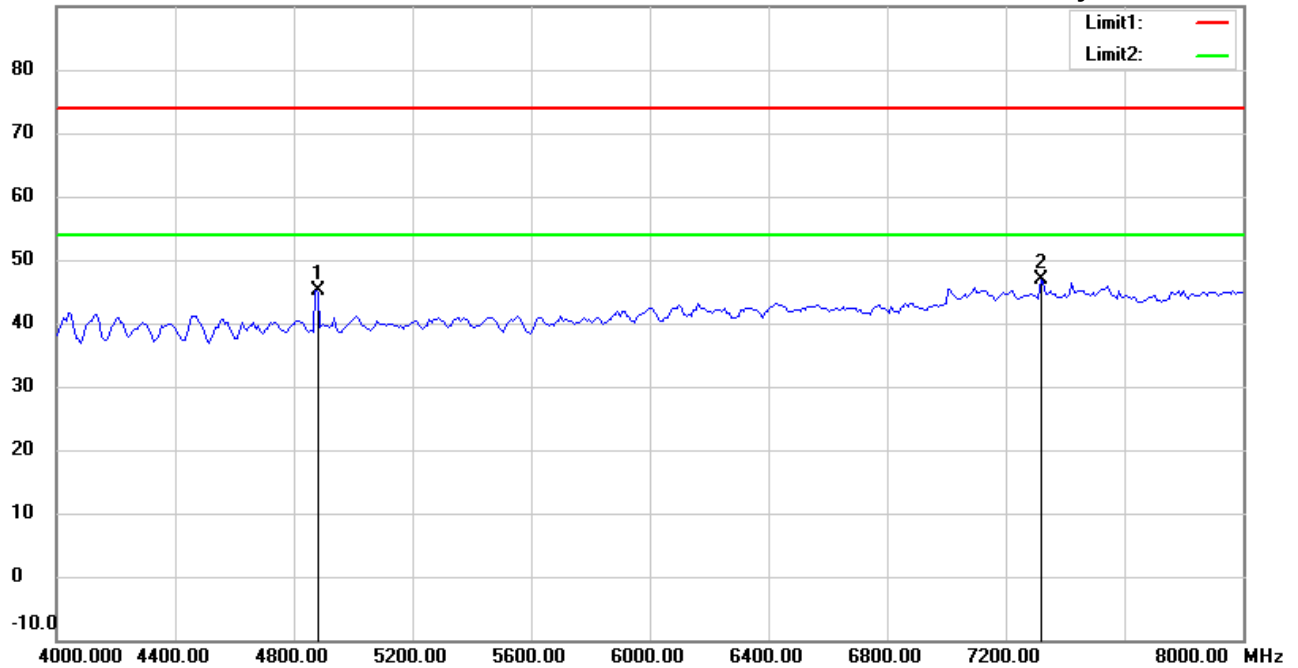
Date: 2/6/2020

Temperature:21.0 °C

90.0 dBuV/m

Time: 7:25:20 AM

Humidity:61.1 %



Site : Chamber

Condition : FCC\_part 15 RE-Class C\_Above 1GHz\_PK

Polarization: *Horizontal*

EUT : W6M21912-19560

Power : 120 Va.c.

M/N:

Distance: 3m

Test Mode : TX 2440MHz

Note :

Mk.	Frequency (MHz)	Reading (dBuV)	Detector	Corr. factor (dB/m)	Result (dBuV/m)	Limit (dBuV/m)	Ant.Pos (cm)	Tab.Pos (deg.)	Margin (dB)	Comment
	4873.748	46.71	peak	-1.70	45.01	74.00	150	180	-28.99	
*	7318.637	43.35	peak	3.45	46.80	74.00	150	315	-27.20	



Radiated Emission Measurement

Operator: Allen

File :3

Data :#7

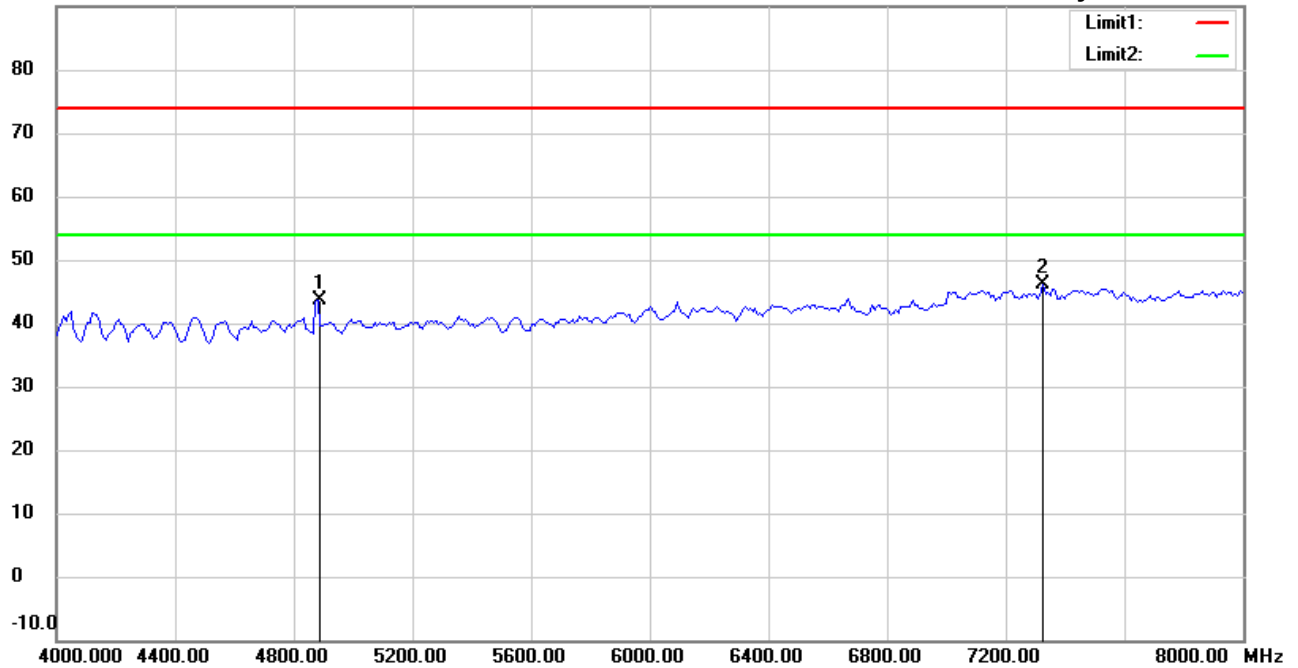
Date: 2/6/2020

Temperature:21.0 °C

90.0 dBuV/m

Time: 7:28:42 AM

Humidity:61.1 %



Site : Chamber

Condition : FCC\_part 15 RE-Class C\_Above 1GHz\_PK

Polarization: **Vertical**

EUT : W6M21912-19560

Power : 120 Va.c.

M/N:

Distance: 3m

Test Mode : TX 2440MHz

Note :

Mk.	Frequency (MHz)	Reading (dBuV)	Detector	Corr. factor (dB/m)	Result (dBuV/m)	Limit (dBuV/m)	Ant.Pos (cm)	Tab.Pos (deg.)	Margin (dB)	Comment
	4881.764	45.22	peak	-1.67	43.55	74.00	150	175	-30.45	
*	7320.000	42.79	peak	3.45	46.24	74.00	150	0	-27.76	



Address:6F.,No.58,Ln 188,Ruey Kuang Rd,Neihu,Taipei  
 Tel:+886-2-6606-8877  
 Fax:+886-2-6606-8879

Radiated Emission Measurement

Operator: Allen

File :3

Data :#3

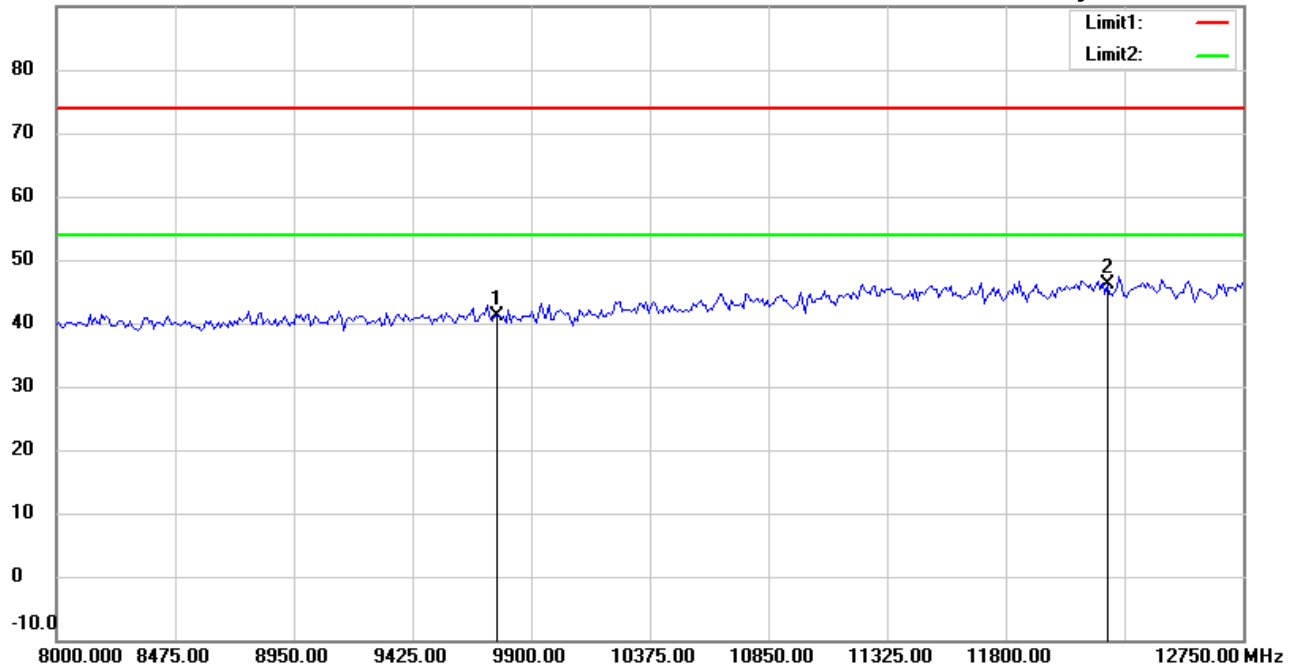
Date: 2/6/2020

Temperature:21.0 °C

90.0 dBuV/m

Time: 7:25:33 AM

Humidity:61.1 %



Site : Chamber

Condition : FCC\_part 15 RE-Class C\_Above 1GHz\_PK

Polarization: *Horizontal*

EUT : W6M21912-19560

Power : 120 Va.c.

M/N:

Distance: 3m

Test Mode : TX 2440MHz

Note :

Mk.	Frequency (MHz)	Reading (dBuV)	Detector	Corr. factor (dB/m)	Result (dBuV/m)	Limit (dBuV/m)	Ant.Pos (cm)	Tab.Pos (deg.)	Margin (dB)	Comment
	9760.000	34.28	peak	6.76	41.04	74.00	150	50	-32.96	
*	12200.000	33.29	peak	12.85	46.14	74.00	150	105	-27.86	

\*:Maximum data    x:Over limit    !:over margin





Address:6F.,No.58,Ln 188,Ruey Kuang Rd,Neihu,Taipei  
 Tel:+886-2-6606-8877  
 Fax:+886-2-6606-8879

Radiated Emission Measurement

Operator: Allen

File :3

Data :#8

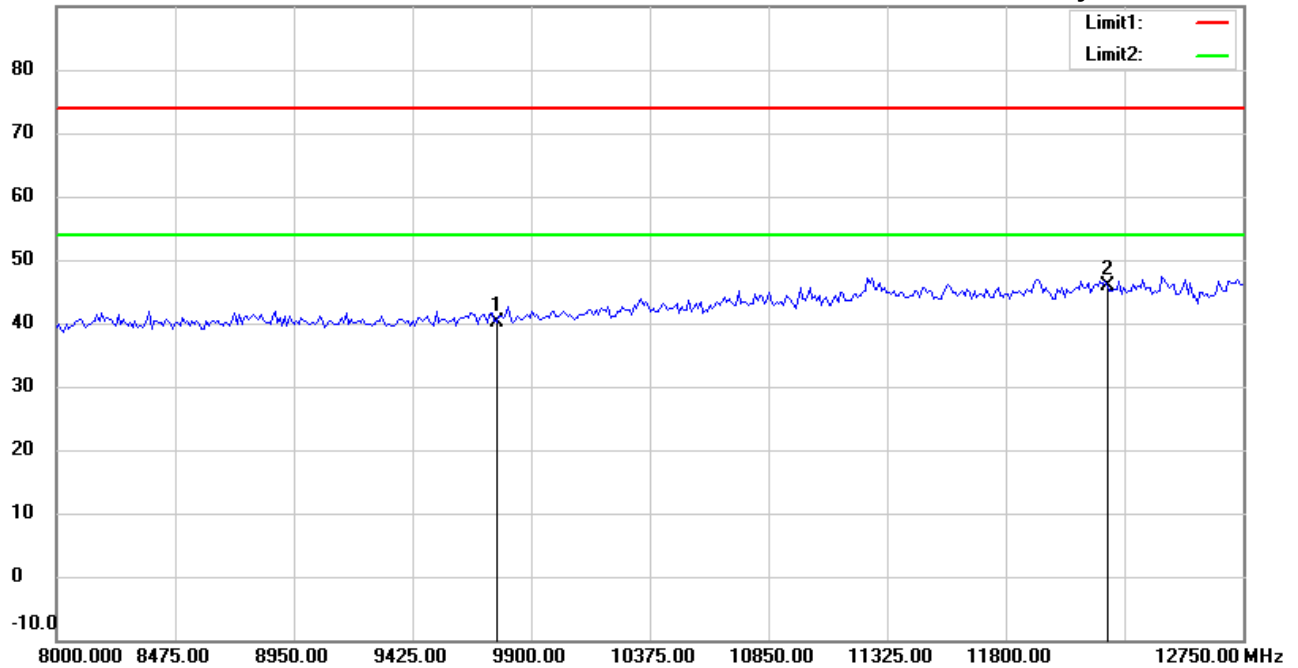
Date: 2/6/2020

Temperature:21.0 °C

90.0 dBuV/m

Time: 7:28:55 AM

Humidity:61.1 %



Site : Chamber

Condition : FCC\_part 15 RE-Class C\_Above 1GHz\_PK

Polarization: **Vertical**

EUT : W6M21912-19560

Power : 120 Va.c.

M/N:

Distance: 3m

Test Mode : TX 2440MHz

Note :

Mk.	Frequency (MHz)	Reading (dBuV)	Detector	Corr. factor (dB/m)	Result (dBuV/m)	Limit (dBuV/m)	Ant.Pos (cm)	Tab.Pos (deg.)	Margin (dB)	Comment
	9760.000	33.43	peak	6.76	40.19	74.00	150	75	-33.81	
*	12200.000	33.11	peak	12.85	45.96	74.00	150	300	-28.04	

\*:Maximum data x:Over limit !:over margin



Address:6F.,No.58,Ln 188,Ruey Kuang Rd,Neihu,Taipei  
 Tel:+886-2-6606-8877  
 Fax:+886-2-6606-8879

Radiated Emission Measurement

Operator: Allen

File :3

Data :#4

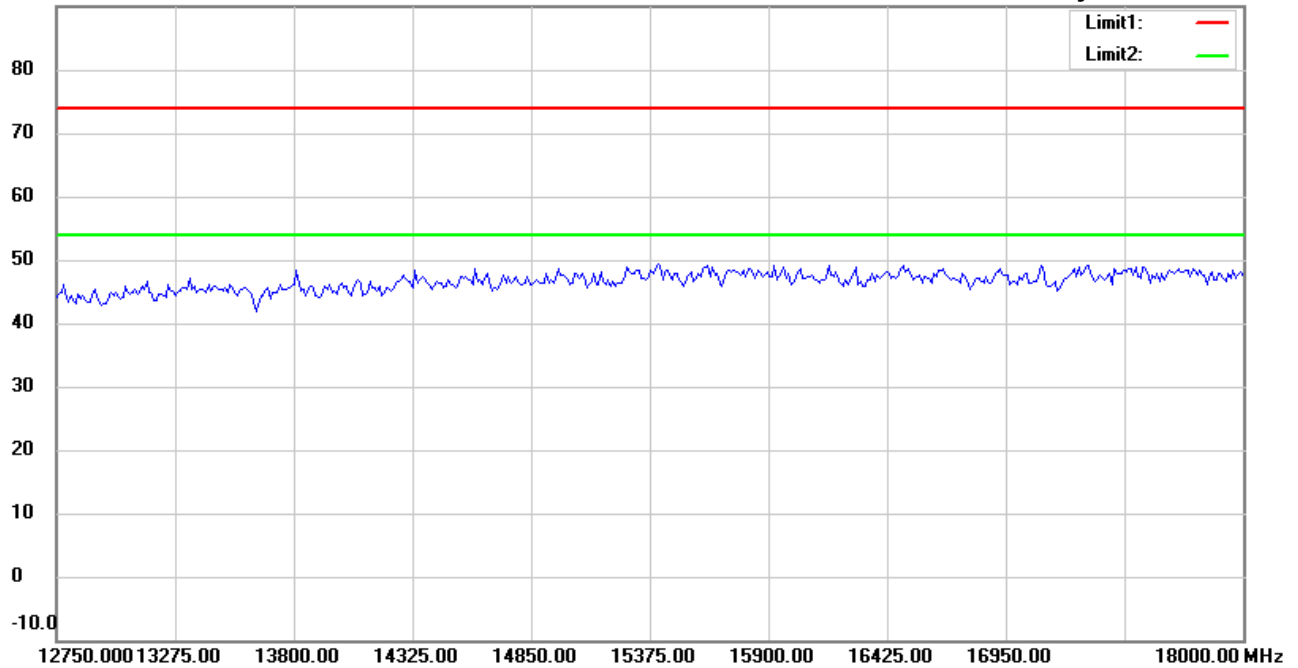
Date: 2/6/2020

Temperature:21.0 °C

90.0 dBuV/m

Time: 7:26:31 AM

Humidity:61.1 %



Site : Chamber

Condition : FCC\_part 15 RE-Class C\_Above 1GHz\_PK

Polarization: *Horizontal*

EUT : W6M21912-19560

Power : 120 Va.c.

M/N:

Distance: 3m

Test Mode : TX 2440MHz

Note :

Mk.	Frequency (MHz)	Reading (dBuV)	Detector	Corr. factor (dB/m)	Result (dBuV/m)	Limit (dBuV/m)	Ant.Pos (cm)	Tab.Pos (deg.)	Margin (dB)	Comment
-----	-----------------	----------------	----------	---------------------	-----------------	----------------	--------------	----------------	-------------	---------

\*:Maximum data    x:Over limit    !:over margin



Address:6F.,No.58,Ln 188,Ruey Kuang Rd,Neihu,Taipei  
 Tel:+886-2-6606-8877  
 Fax:+886-2-6606-8879

Radiated Emission Measurement

Operator: Allen

File :3

Data :#9

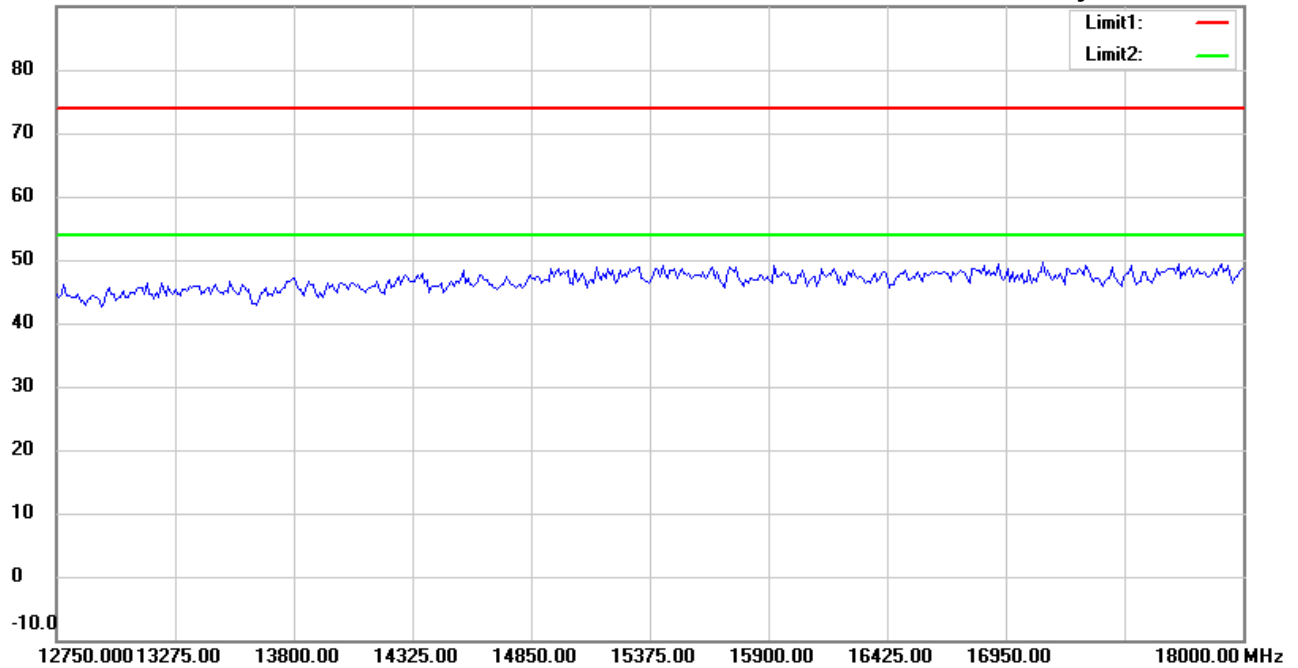
Date: 2/6/2020

Temperature:21.0 °C

90.0 dBuV/m

Time: 7:29:57 AM

Humidity:61.1 %



Site : Chamber

Condition : FCC\_part 15 RE-Class C\_Above 1GHz\_PK

Polarization: *Vertical*

EUT : W6M21912-19560

Power : 120 Va.c.

M/N:

Distance: 3m

Test Mode : TX 2440MHz

Note :

Mk.	Frequency (MHz)	Reading (dBuV)	Detector	Corr. factor (dB/m)	Result (dBuV/m)	Limit (dBuV/m)	Ant.Pos (cm)	Tab.Pos (deg.)	Margin (dB)	Comment
-----	-----------------	----------------	----------	---------------------	-----------------	----------------	--------------	----------------	-------------	---------

\*:Maximum data    x:Over limit    !:over margin



Address:6F.,No.58,Ln 188,Ruey Kuang Rd,Neihu,Taipei  
 Tel:+886-2-6606-8877  
 Fax:+886-2-6606-8879

Radiated Emission Measurement

Operator: Allen

File :3

Data :#5

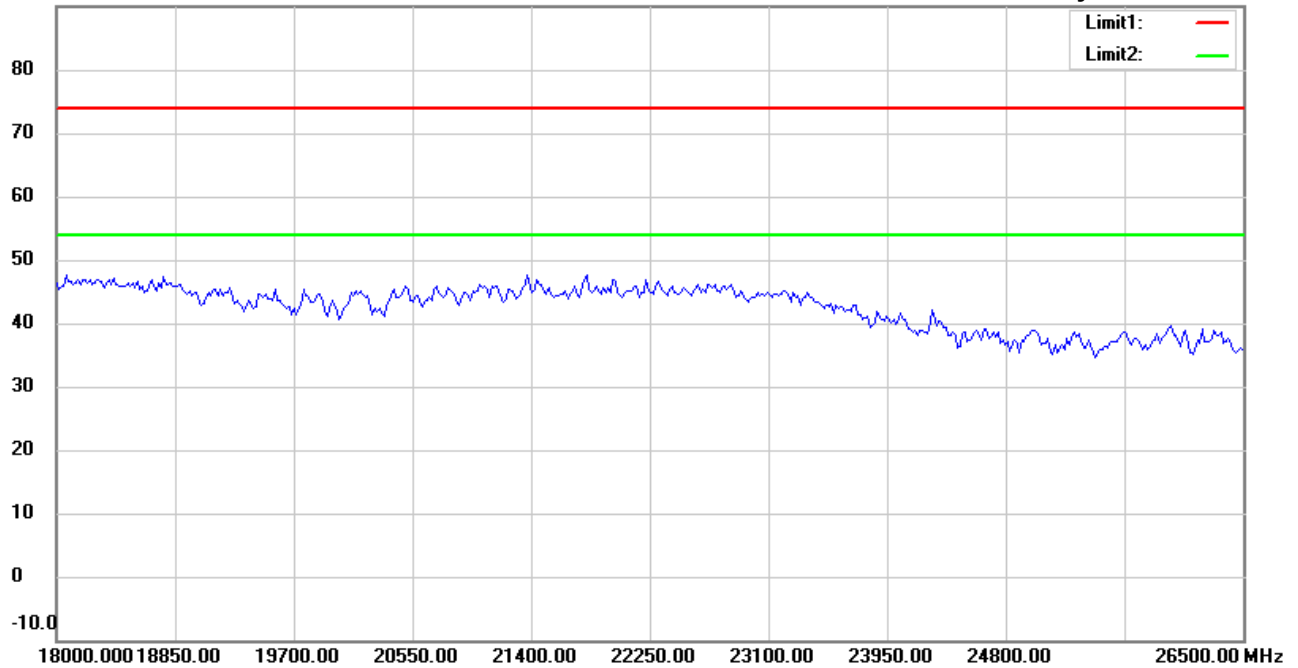
Date: 2/6/2020

Temperature:21.0 °C

90.0 dBuV/m

Time: 7:26:41 AM

Humidity:61.1 %



Site : Chamber

Condition : FCC\_part 15 RE-Class C\_Above 1GHz\_PK

Polarization: *Horizontal*

EUT : W6M21912-19560

Power : 120 Va.c.

M/N:

Distance: 3m

Test Mode : TX 2440MHz

Note :

Mk.	Frequency (MHz)	Reading (dBuV)	Detector	Corr. factor (dB/m)	Result (dBuV/m)	Limit (dBuV/m)	Ant.Pos (cm)	Tab.Pos (deg.)	Margin (dB)	Comment
-----	-----------------	----------------	----------	---------------------	-----------------	----------------	--------------	----------------	-------------	---------

\*:Maximum data    x:Over limit    !:over margin



Address:6F.,No.58,Ln 188,Ruey Kuang Rd,Neihu,Taipei  
 Tel:+886-2-6606-8877  
 Fax:+886-2-6606-8879

**Radiated Emission Measurement**

Operator: Allen

File :3

Data :#10

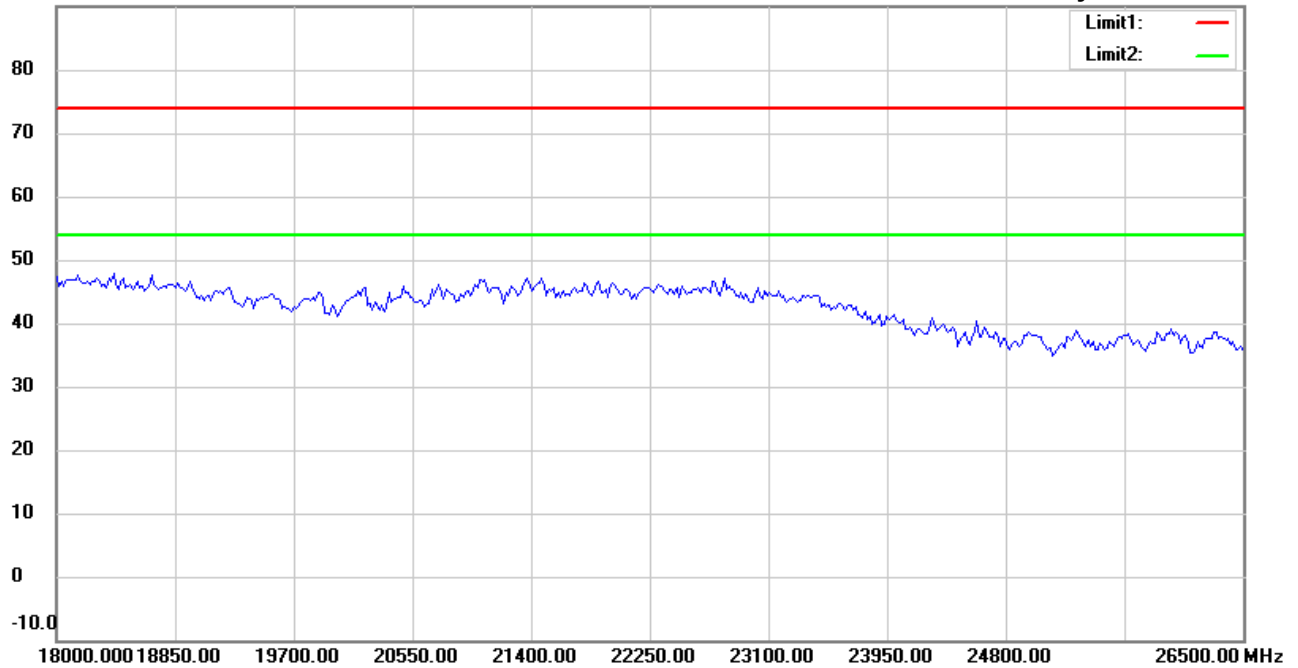
Date: 2/6/2020

Temperature:21.0 °C

90.0 dBuV/m

Time: 7:30:06 AM

Humidity:61.1 %



Site : Chamber

Condition : FCC\_part 15 RE-Class C\_Above 1GHz\_PK

Polarization: *Vertical*

EUT : W6M21912-19560

Power : 120 Va.c.

M/N:

Distance: 3m

Test Mode : TX 2440MHz

Note :

Mk.	Frequency (MHz)	Reading (dBuV)	Detector	Corr. factor (dB/m)	Result (dBuV/m)	Limit (dBuV/m)	Ant.Pos (cm)	Tab.Pos (deg.)	Margin (dB)	Comment
-----	-----------------	----------------	----------	---------------------	-----------------	----------------	--------------	----------------	-------------	---------

\*:Maximum data    x:Over limit    !:over margin



Address:6F.,No.58,Ln 188,Ruey Kuang Rd,Neihu,Taipei  
 Tel:+886-2-6606-8877  
 Fax:+886-2-6606-8879

Radiated Emission Measurement

Operator: Allen

File :3

Data :#1

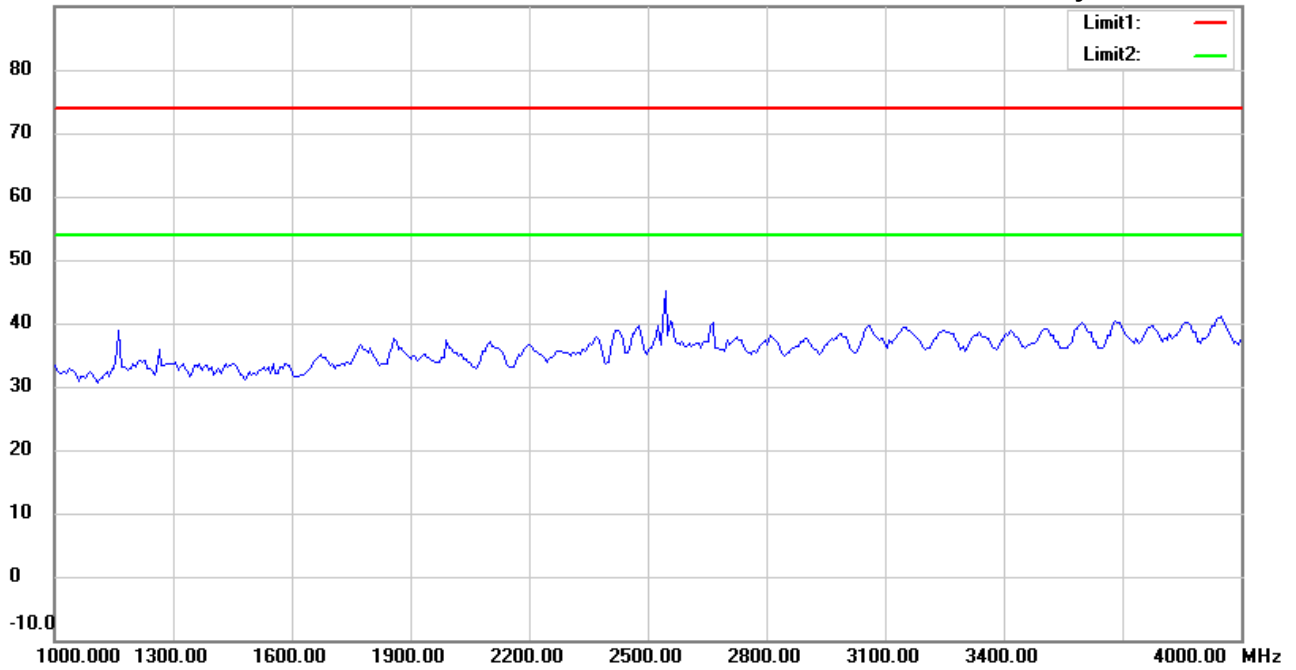
Date: 2/6/2020

Temperature:21.0 °C

90.0 dBuV/m

Time: 7:34:45 AM

Humidity:61.1 %



Site : Chamber

Condition : FCC\_part 15 RE-Class C\_Above 1GHz\_PK

EUT : W6M21912-19560

M/N:

Test Mode : TX 2480MHz

Note :

Polarization: *Horizontal*

Power : 120 Va.c.

Distance: 3m

Mk.	Frequency (MHz)	Reading (dBuV)	Detector	Corr. factor (dB/m)	Result (dBuV/m)	Limit (dBuV/m)	Ant.Pos (cm)	Tab.Pos (deg.)	Margin (dB)	Comment
-----	-----------------	----------------	----------	---------------------	-----------------	----------------	--------------	----------------	-------------	---------

\*:Maximum data    x:Over limit    !:over margin



Address:6F.,No.58,Ln 188,Ruey Kuang Rd,Neihu,Taipei  
 Tel:+886-2-6606-8877  
 Fax:+886-2-6606-8879

Radiated Emission Measurement

Operator: Allen

File :3

Data :#6

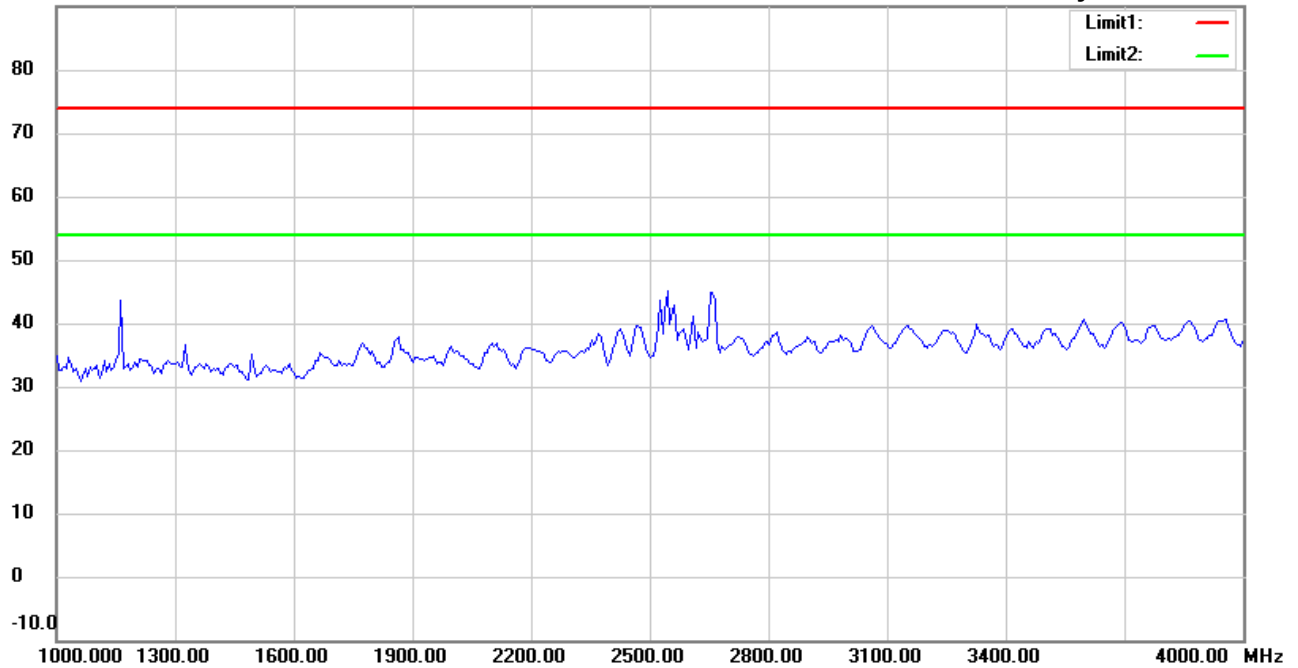
Date: 2/6/2020

Temperature:21.0 °C

90.0 dBuV/m

Time: 7:38:07 AM

Humidity:61.1 %



Site : Chamber

Condition : FCC\_part 15 RE-Class C\_Above 1GHz\_PK

Polarization: *Vertical*

EUT : W6M21912-19560

Power : 120 Va.c.

M/N:

Distance: 3m

Test Mode : TX 2480MHz

Note :

Mk.	Frequency (MHz)	Reading (dBuV)	Detector	Corr. factor (dB/m)	Result (dBuV/m)	Limit (dBuV/m)	Ant.Pos (cm)	Tab.Pos (deg.)	Margin (dB)	Comment
-----	-----------------	----------------	----------	---------------------	-----------------	----------------	--------------	----------------	-------------	---------

\*:Maximum data    x:Over limit    !:over margin



Address:6F.,No.58,Ln 188,Ruey Kuang Rd,Neihu,Taipei  
 Tel:+886-2-6606-8877  
 Fax:+886-2-6606-8879

Radiated Emission Measurement

Operator: Allen

File :3

Data :#2

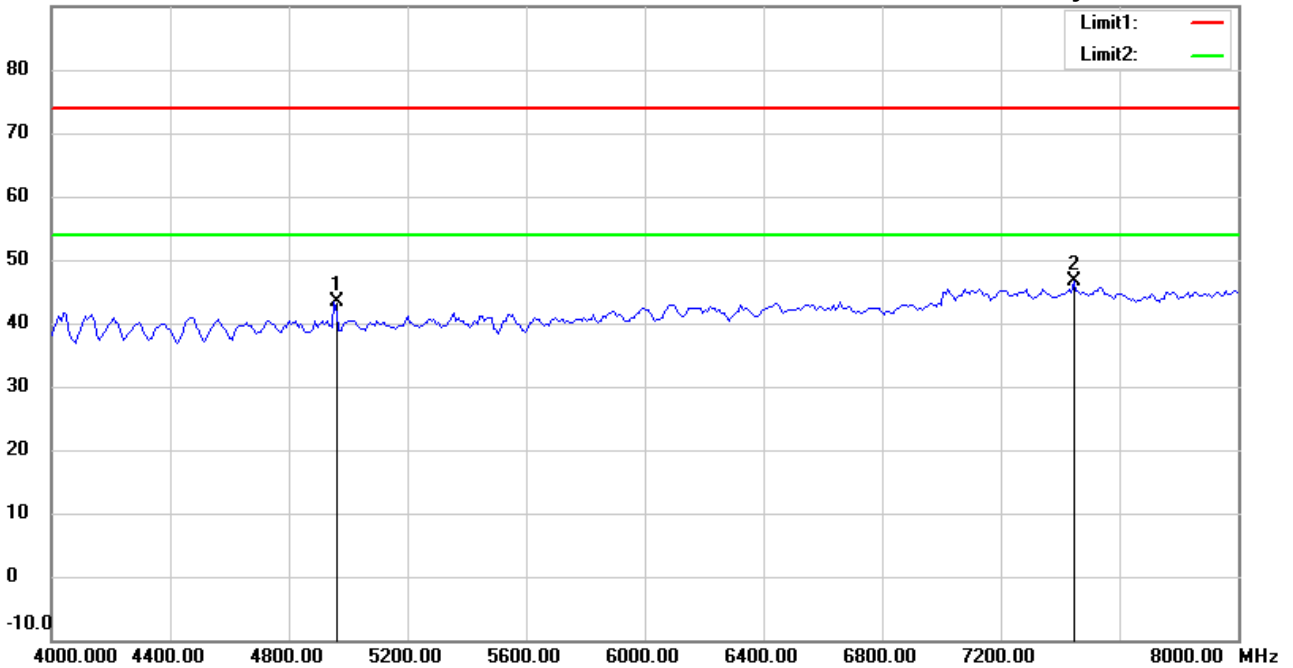
Date: 2/6/2020

Temperature:21.0 °C

90.0 dBuV/m

Time: 7:35:46 AM

Humidity:61.1 %



Site : Chamber

Condition : FCC\_part 15 RE-Class C\_Above 1GHz\_PK

Polarization: *Horizontal*

EUT : W6M21912-19560

Power : 120 Va.c.

M/N:

Distance: 3m

Test Mode : TX 2480MHz

Note :

Mk.	Frequency (MHz)	Reading (dBuV)	Detector	Corr. factor (dB/m)	Result (dBuV/m)	Limit (dBuV/m)	Ant.Pos (cm)	Tab.Pos (deg.)	Margin (dB)	Comment
	4953.908	44.67	peak	-1.38	43.29	74.00	150	240	-30.71	
*	7440.000	42.85	peak	3.72	46.57	74.00	150	80	-27.43	

\*:Maximum data    x:Over limit    !:over margin





Address:6F.,No.58,Ln 188,Ruey Kuang Rd,Neihu,Taipei  
 Tel:+886-2-6606-8877  
 Fax:+886-2-6606-8879

Radiated Emission Measurement

Operator: Allen

File :3

Data :#7

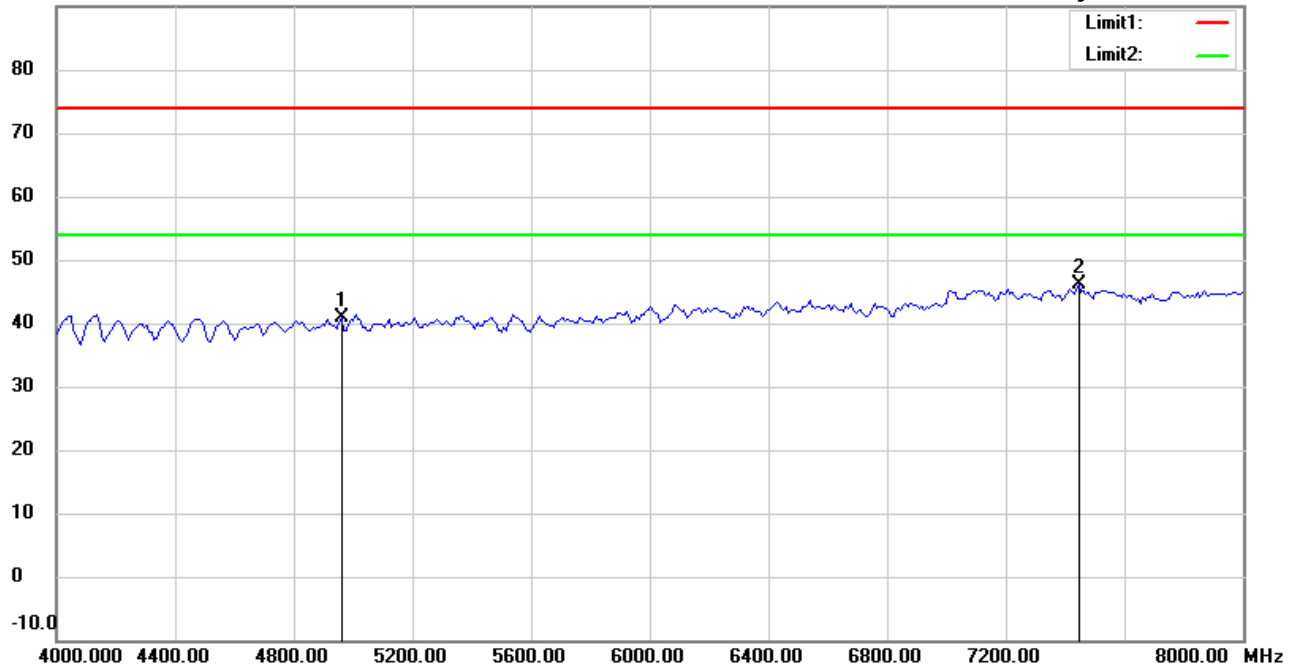
Date: 2/6/2020

Temperature:21.0 °C

90.0 dBuV/m

Time: 7:39:07 AM

Humidity:61.1 %



Site : Chamber

Condition : FCC\_part 15 RE-Class C\_Above 1GHz\_PK

EUT : W6M21912-19560

M/N:

Test Mode : TX 2480MHz

Note :

Polarization: **Vertical**

Power : 120 Va.c.

Distance: 3m

Mk.	Frequency (MHz)	Reading (dBuV)	Detector	Corr. factor (dB/m)	Result (dBuV/m)	Limit (dBuV/m)	Ant.Pos (cm)	Tab.Pos (deg.)	Margin (dB)	Comment
	4960.000	42.17	peak	-1.35	40.82	74.00	150	120	-33.18	
*	7440.000	42.38	peak	3.72	46.10	74.00	150	85	-27.90	

\*:Maximum data x:Over limit !:over margin



Address:6F.,No.58,Ln 188,Ruey Kuang Rd,Neihu,Taipei  
 Tel:+886-2-6606-8877  
 Fax:+886-2-6606-8879

Radiated Emission Measurement

Operator: Allen

File :3

Data :#3

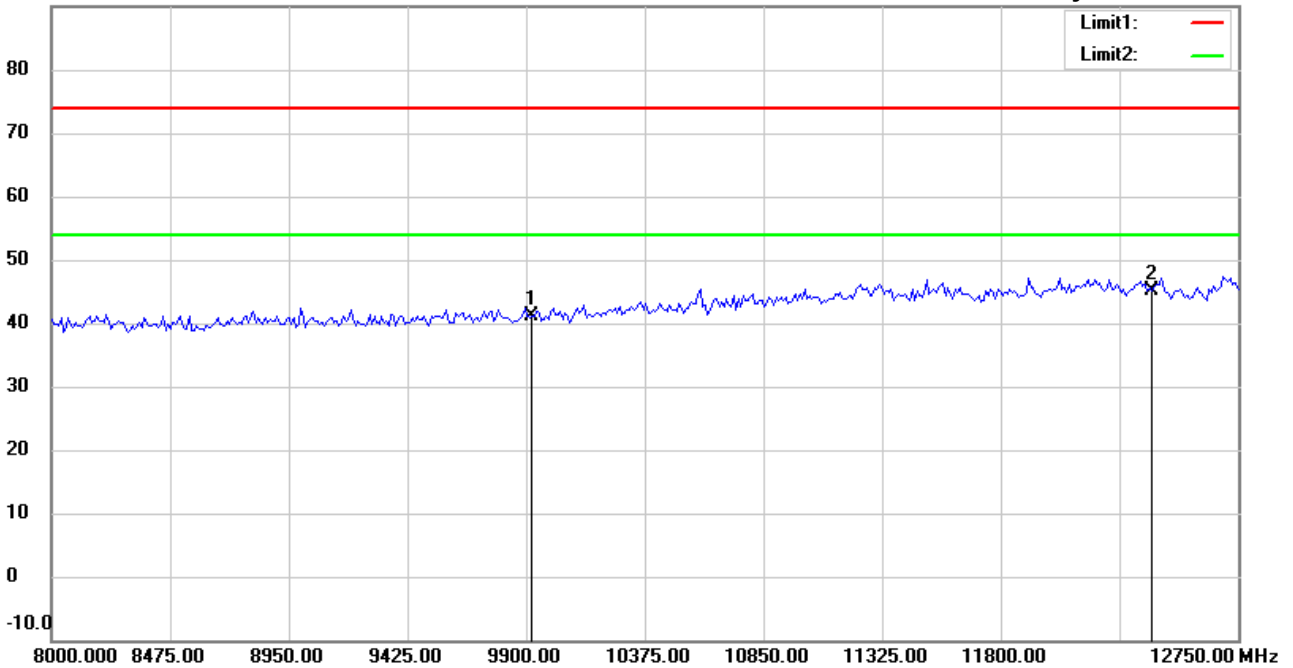
Date: 2/6/2020

Temperature:21.0 °C

90.0 dBuV/m

Time: 7:35:59 AM

Humidity:61.1 %



Site : Chamber

Condition : FCC\_part 15 RE-Class C\_Above 1GHz\_PK

Polarization: *Horizontal*

EUT : W6M21912-19560

Power : 120 Va.c.

M/N:

Distance: 3m

Test Mode : TX 2480MHz

Note :

Mk.	Frequency (MHz)	Reading (dBuV)	Detector	Corr. factor (dB/m)	Result (dBuV/m)	Limit (dBuV/m)	Ant.Pos (cm)	Tab.Pos (deg.)	Margin (dB)	Comment
	9920.000	33.88	peak	7.16	41.04	74.00	150	210	-32.96	
*	12400.000	32.30	peak	12.75	45.05	74.00	150	345	-28.95	

\*:Maximum data    x:Over limit    !:over margin



Address:6F.,No.58,Ln 188,Ruey Kuang Rd,Neihu,Taipei  
 Tel:+886-2-6606-8877  
 Fax:+886-2-6606-8879

Radiated Emission Measurement

Operator: Allen

File :3

Data :#8

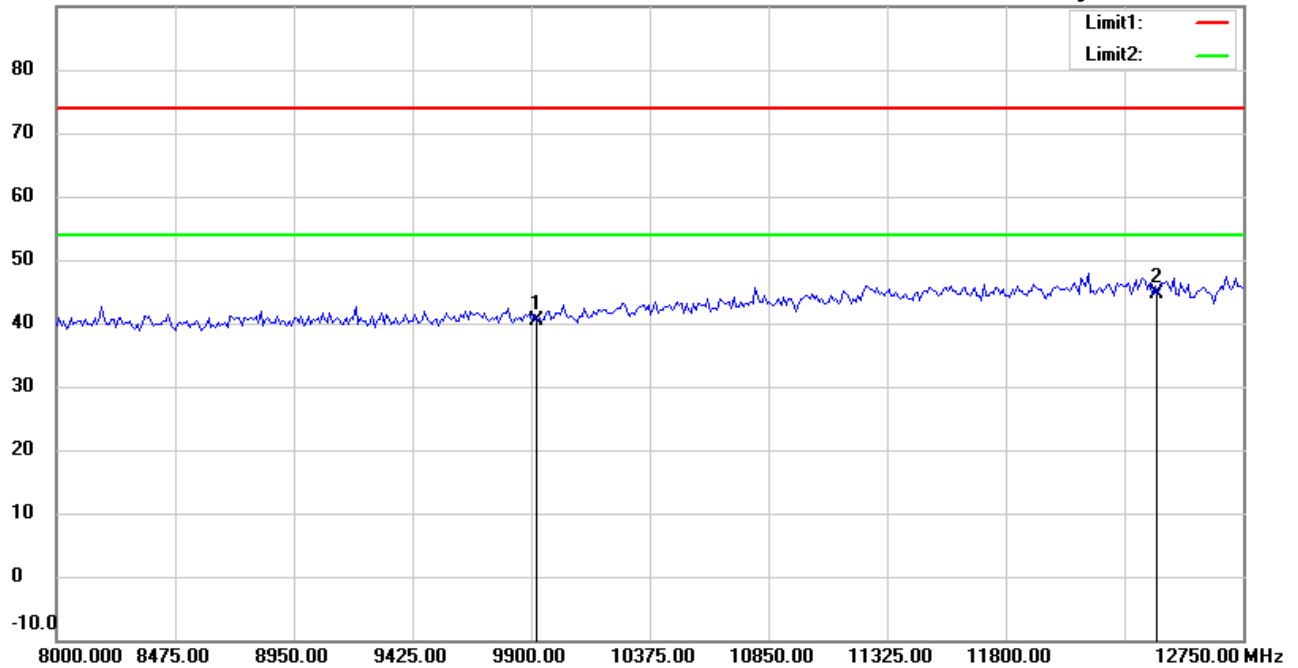
Date: 2/6/2020

Temperature:21.0 °C

90.0 dBuV/m

Time: 7:39:20 AM

Humidity:61.1 %



Site : Chamber

Condition : FCC\_part 15 RE-Class C\_Above 1GHz\_PK

Polarization: *Vertical*

EUT : W6M21912-19560

Power : 120 Va.c.

M/N:

Distance: 3m

Test Mode : TX 2480MHz

Note :

Mk.	Frequency (MHz)	Reading (dBuV)	Detector	Corr. factor (dB/m)	Result (dBuV/m)	Limit (dBuV/m)	Ant.Pos (cm)	Tab.Pos (deg.)	Margin (dB)	Comment
	9920.000	33.13	peak	7.16	40.29	74.00	150	30	-33.71	
*	12400.000	31.78	peak	12.75	44.53	74.00	150	160	-29.47	

\*:Maximum data    x:Over limit    !:over margin



Address:6F.,No.58,Ln 188,Ruey Kuang Rd,Neihu,Taipei  
 Tel:+886-2-6606-8877  
 Fax:+886-2-6606-8879

Radiated Emission Measurement

Operator: Allen

File :3

Data :#4

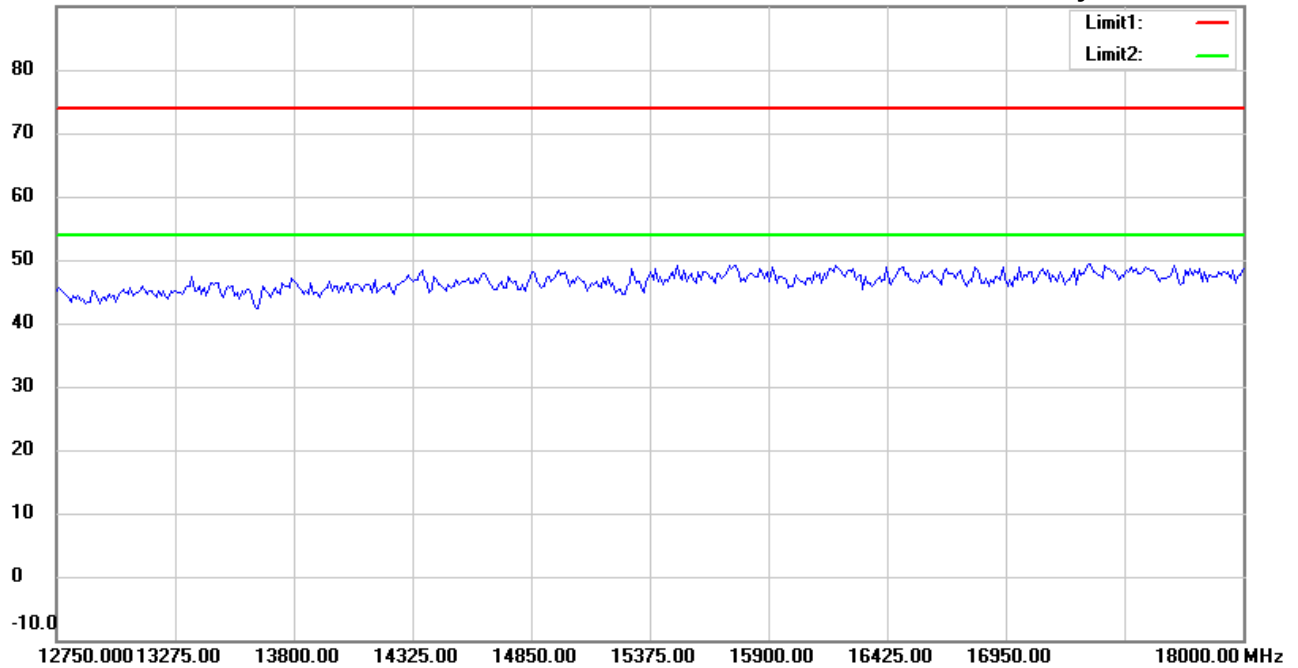
Date: 2/6/2020

Temperature:21.0 °C

90.0 dBuV/m

Time: 7:36:56 AM

Humidity:61.1 %



Site : Chamber

Condition : FCC\_part 15 RE-Class C\_Above 1GHz\_PK

Polarization: *Horizontal*

EUT : W6M21912-19560

Power : 120 Va.c.

M/N:

Distance: 3m

Test Mode : TX 2480MHz

Note :

Mk.	Frequency (MHz)	Reading (dBuV)	Detector	Corr. factor (dB/m)	Result (dBuV/m)	Limit (dBuV/m)	Ant.Pos (cm)	Tab.Pos (deg.)	Margin (dB)	Comment
-----	-----------------	----------------	----------	---------------------	-----------------	----------------	--------------	----------------	-------------	---------

\*:Maximum data    x:Over limit    !:over margin



Address:6F.,No.58,Ln 188,Ruey Kuang Rd,Neihu,Taipei  
 Tel:+886-2-6606-8877  
 Fax:+886-2-6606-8879

Radiated Emission Measurement

Operator: Allen

File :3

Data :#9

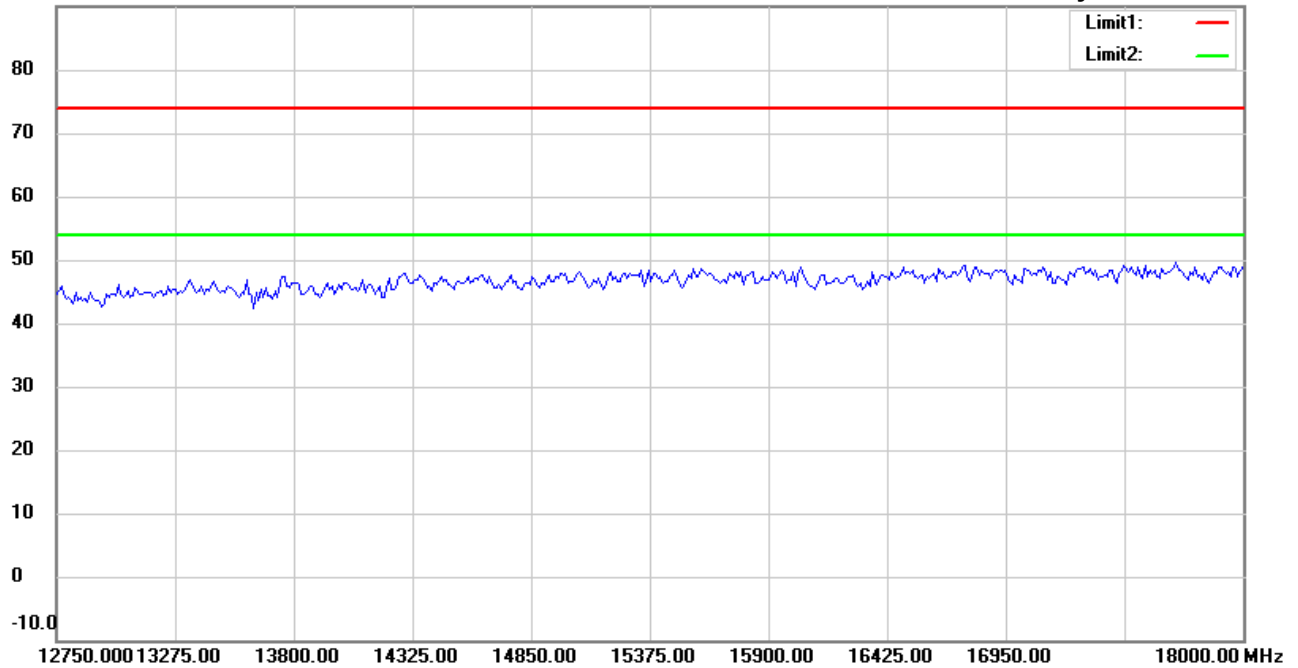
Date: 2/6/2020

Temperature:21.0 °C

90.0 dBuV/m

Time: 7:40:21 AM

Humidity:61.1 %



Site : Chamber

Condition : FCC\_part 15 RE-Class C\_Above 1GHz\_PK

Polarization: *Vertical*

EUT : W6M21912-19560

Power : 120 Va.c.

M/N:

Distance: 3m

Test Mode : TX 2480MHz

Note :

Mk.	Frequency (MHz)	Reading (dBuV)	Detector	Corr. factor (dB/m)	Result (dBuV/m)	Limit (dBuV/m)	Ant.Pos (cm)	Tab.Pos (deg.)	Margin (dB)	Comment
-----	-----------------	----------------	----------	---------------------	-----------------	----------------	--------------	----------------	-------------	---------

\*:Maximum data    x:Over limit    !:over margin



Address:6F.,No.58,Ln 188,Ruey Kuang Rd,Neihu,Taipei  
 Tel:+886-2-6606-8877  
 Fax:+886-2-6606-8879

Radiated Emission Measurement

Operator: Allen

File :3

Data :#5

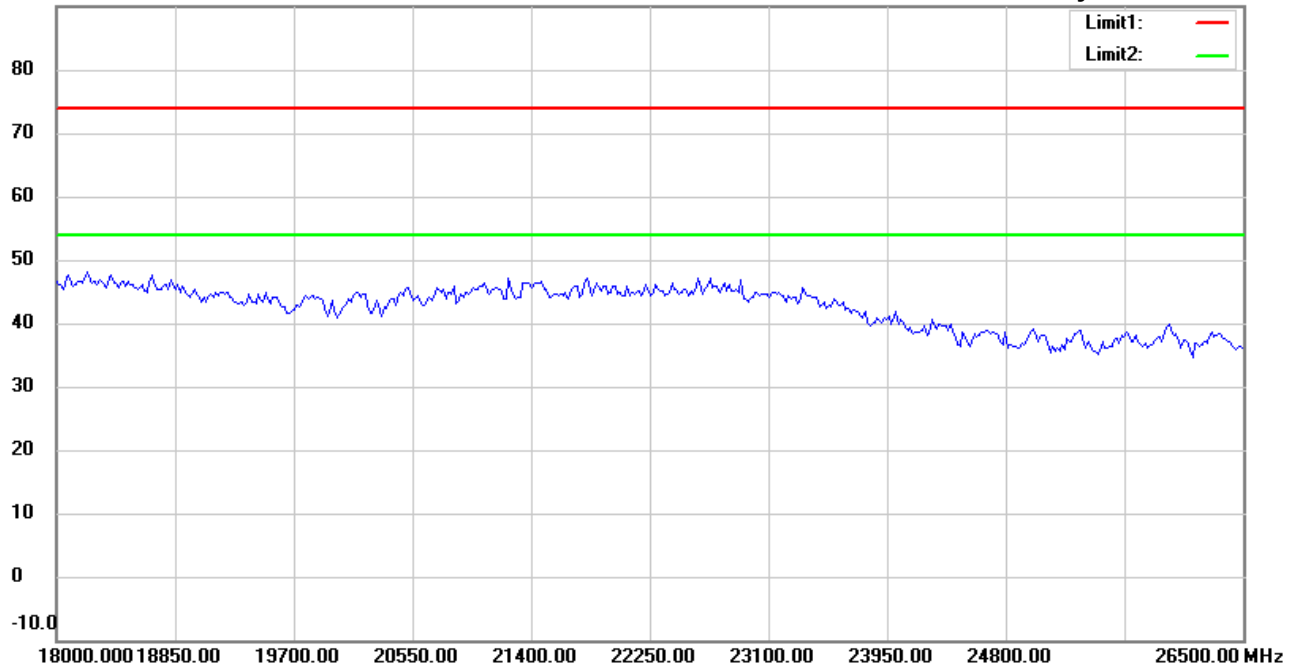
Date: 2/6/2020

Temperature:21.0 °C

90.0 dBuV/m

Time: 7:37:06 AM

Humidity:61.1 %



Site : Chamber

Condition : FCC\_part 15 RE-Class C\_Above 1GHz\_PK

Polarization: *Horizontal*

EUT : W6M21912-19560

Power : 120 Va.c.

M/N:

Distance: 3m

Test Mode : TX 2480MHz

Note :

Mk.	Frequency (MHz)	Reading (dBuV)	Detector	Corr. factor (dB/m)	Result (dBuV/m)	Limit (dBuV/m)	Ant.Pos (cm)	Tab.Pos (deg.)	Margin (dB)	Comment
-----	-----------------	----------------	----------	---------------------	-----------------	----------------	--------------	----------------	-------------	---------

\*:Maximum data    x:Over limit    !:over margin



Address:6F.,No.58,Ln 188,Ruey Kuang Rd,Neihu,Taipei  
 Tel:+886-2-6606-8877  
 Fax:+886-2-6606-8879

Radiated Emission Measurement

Operator: Allen

File :3

Data :#10

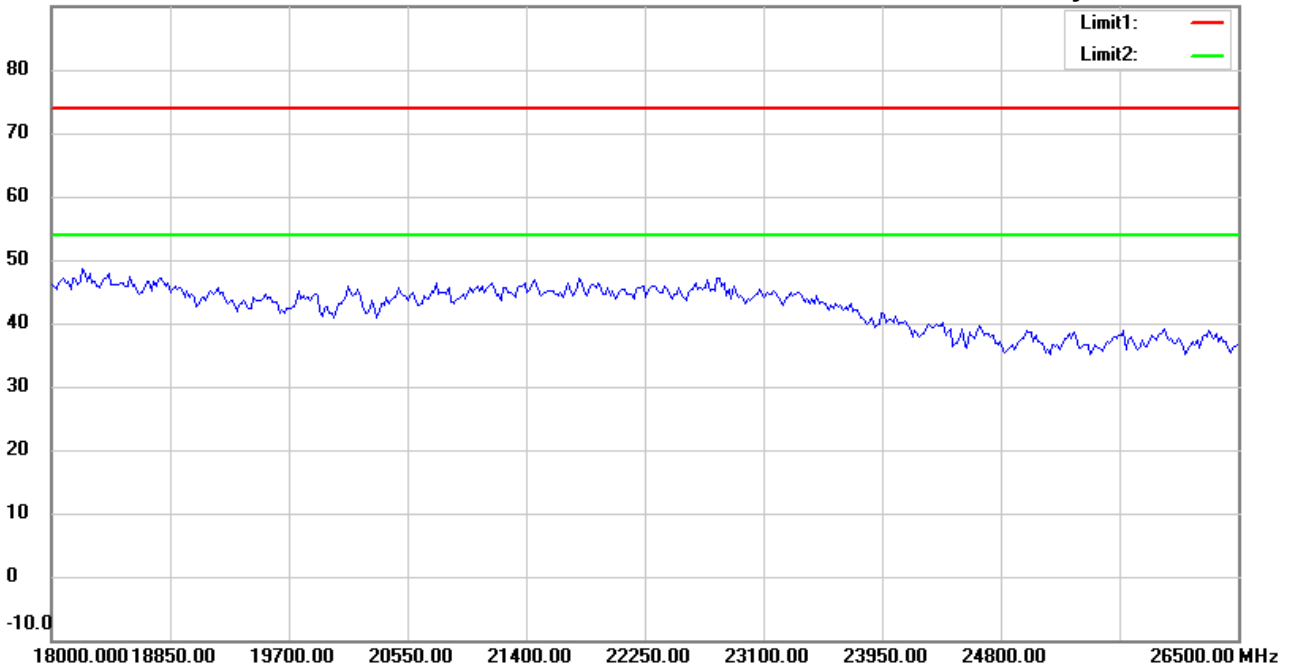
Date: 2/6/2020

Temperature:21.0 °C

90.0 dBuV/m

Time: 7:40:31 AM

Humidity:61.1 %



Site : Chamber

Condition : FCC\_part 15 RE-Class C\_Above 1GHz\_PK

EUT : W6M21912-19560

M/N:

Test Mode : TX 2480MHz

Note :

Polarization: *Vertical*

Power : 120 Va.c.

Distance: 3m

Mk.	Frequency (MHz)	Reading (dBuV)	Detector	Corr. factor (dB/m)	Result (dBuV/m)	Limit (dBuV/m)	Ant.Pos (cm)	Tab.Pos (deg.)	Margin (dB)	Comment
-----	-----------------	----------------	----------	---------------------	-----------------	----------------	--------------	----------------	-------------	---------

\*:Maximum data    x:Over limit    !:over margin



Radiated Emission Measurement

Operator: Allen

File :3

Data :#1

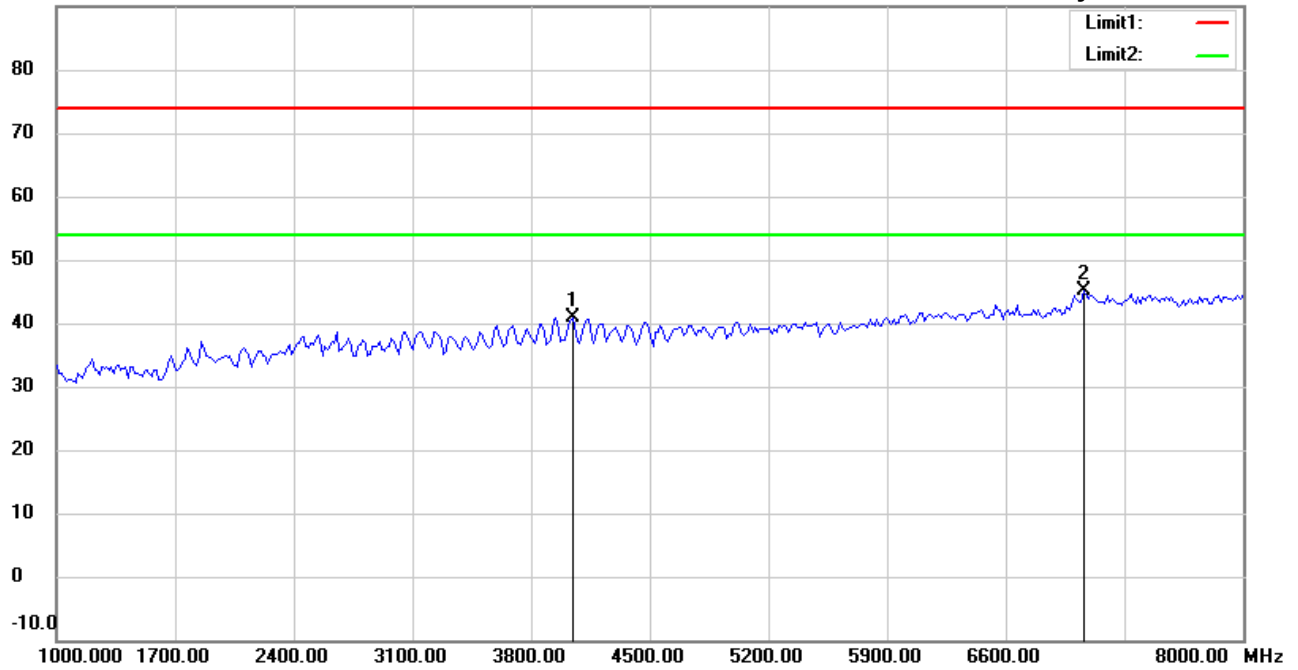
Date: 2/6/2020

Temperature:21.0 °C

90.0 dBuV/m

Time: 7:45:23 AM

Humidity:61.1 %



Site : Chamber

Condition : FCC\_part 15 RE-Class B\_Above 1GHz\_PK

Polarization: *Horizontal*

EUT : W6M21912-19560

Power : 120 Va.c.

M/N:

Distance: 3m

Test Mode : RX 2402MHz

Note :

Mk.	Frequency (MHz)	Reading (dBuV)	Detector	Corr. factor (dB/m)	Result (dBuV/m)	Limit (dBuV/m)	Ant.Pos (cm)	Tab.Pos (deg.)	Margin (dB)	Comment
	4044.088	43.14	peak	-2.24	40.90	74.00	150	210	-33.10	
*	7060.120	41.64	peak	3.56	45.20	74.00	150	145	-28.80	





Address:6F.,No.58,Ln 188,Ruey Kuang Rd,Neihu,Taipei  
 Tel:+886-2-6606-8877  
 Fax:+886-2-6606-8879

**Radiated Emission Measurement**

Operator: Allen

File :3

Data :#5

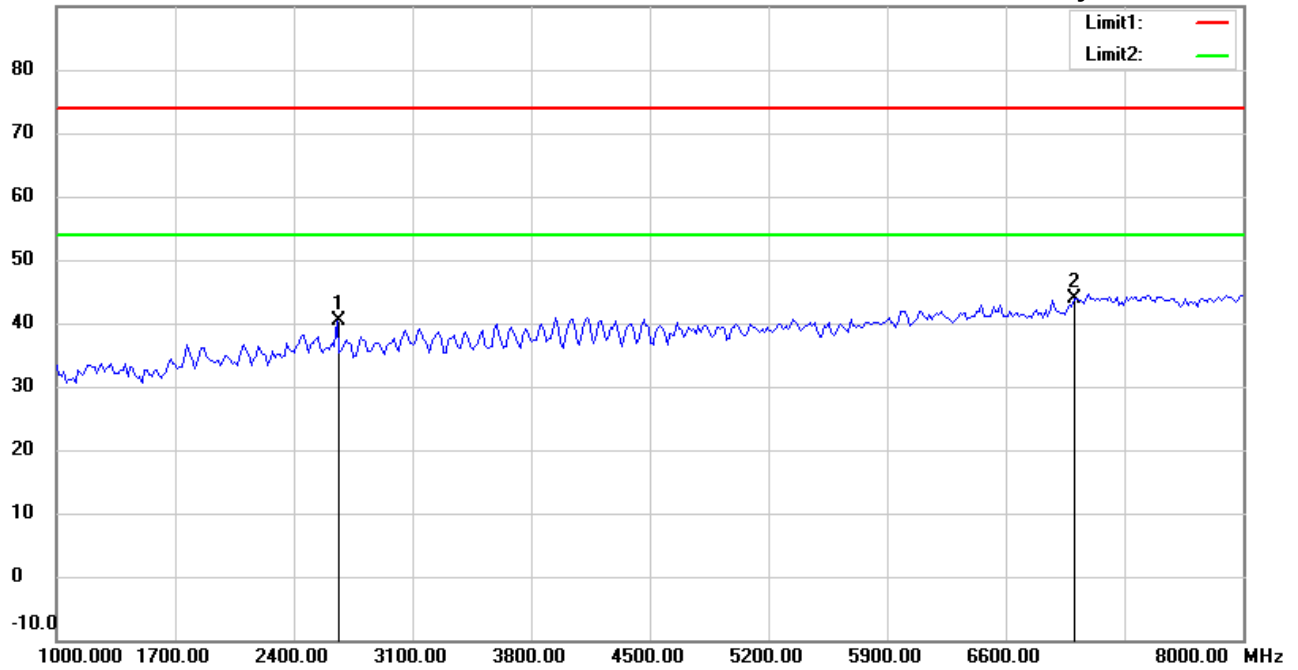
Date: 2/6/2020

Temperature:21.0 °C

90.0 dBuV/m

Time: 7:46:20 AM

Humidity:61.1 %



Site : Chamber

Condition : FCC\_part 15 RE-Class B\_Above 1GHz\_PK

EUT : W6M21912-19560

M/N:

Test Mode : RX 2402MHz

Note :

Polarization: **Vertical**

Power : 120 Va.c.

Distance: 3m

Mk.	Frequency (MHz)	Reading (dBuV)	Detector	Corr. factor (dB/m)	Result (dBuV/m)	Limit (dBuV/m)	Ant.Pos (cm)	Tab.Pos (deg.)	Margin (dB)	Comment
	2655.311	45.69	peak	-5.28	40.41	74.00	150	45	-33.59	
*	7004.008	40.33	peak	3.57	43.90	74.00	150	260	-30.10	

\*:Maximum data    x:Over limit    !:over margin



Address:6F.,No.58,Ln 188,Ruey Kuang Rd,Neihu,Taipei  
 Tel:+886-2-6606-8877  
 Fax:+886-2-6606-8879

Radiated Emission Measurement

Operator: Allen

File :3

Data :#2

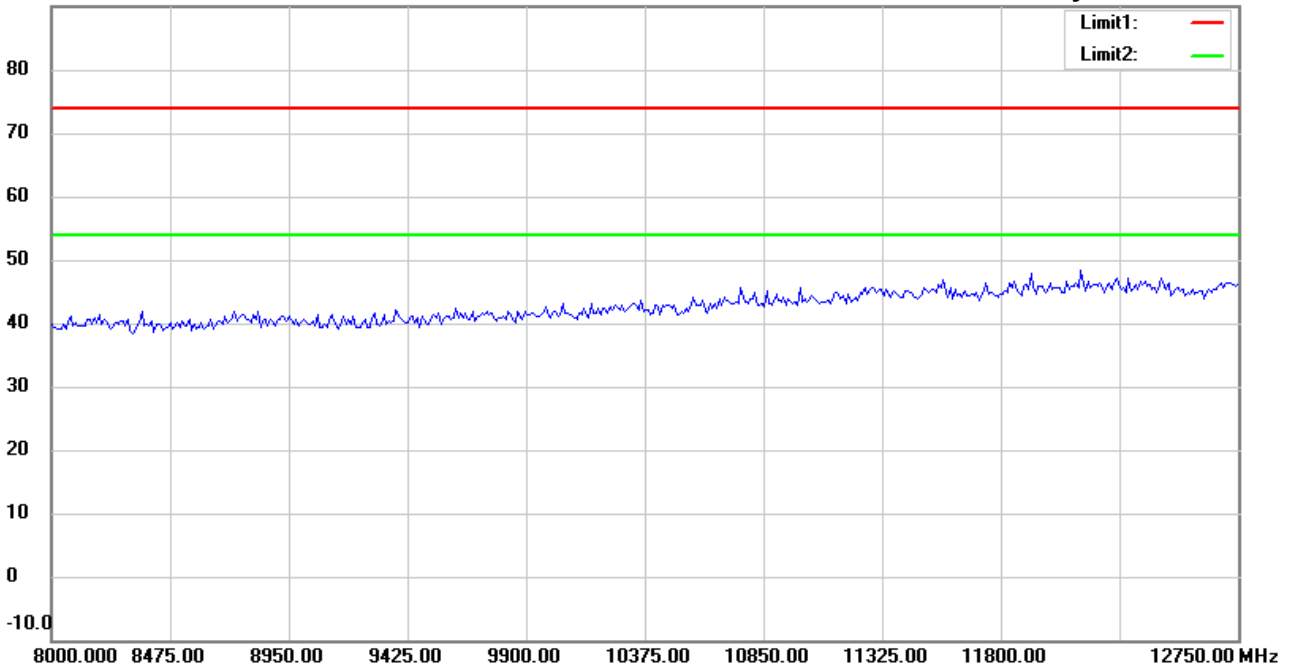
Date: 2/6/2020

Temperature:21.0 °C

90.0 dBuV/m

Time: 7:45:36 AM

Humidity:61.1 %



Site : Chamber

Condition : FCC\_part 15 RE-Class B\_Above 1GHz\_PK

Polarization: *Horizontal*

EUT : W6M21912-19560

Power : 120 Va.c.

M/N:

Distance: 3m

Test Mode : RX 2402MHz

Note :

Mk.	Frequency (MHz)	Reading (dBuV)	Detector	Corr. factor (dB/m)	Result (dBuV/m)	Limit (dBuV/m)	Ant.Pos (cm)	Tab.Pos (deg.)	Margin (dB)	Comment
-----	-----------------	----------------	----------	---------------------	-----------------	----------------	--------------	----------------	-------------	---------

\*:Maximum data    x:Over limit    !:over margin



Address:6F.,No.58,Ln 188,Ruey Kuang Rd,Neihu,Taipei  
 Tel:+886-2-6606-8877  
 Fax:+886-2-6606-8879

Radiated Emission Measurement

Operator: Allen

File :3

Data :#6

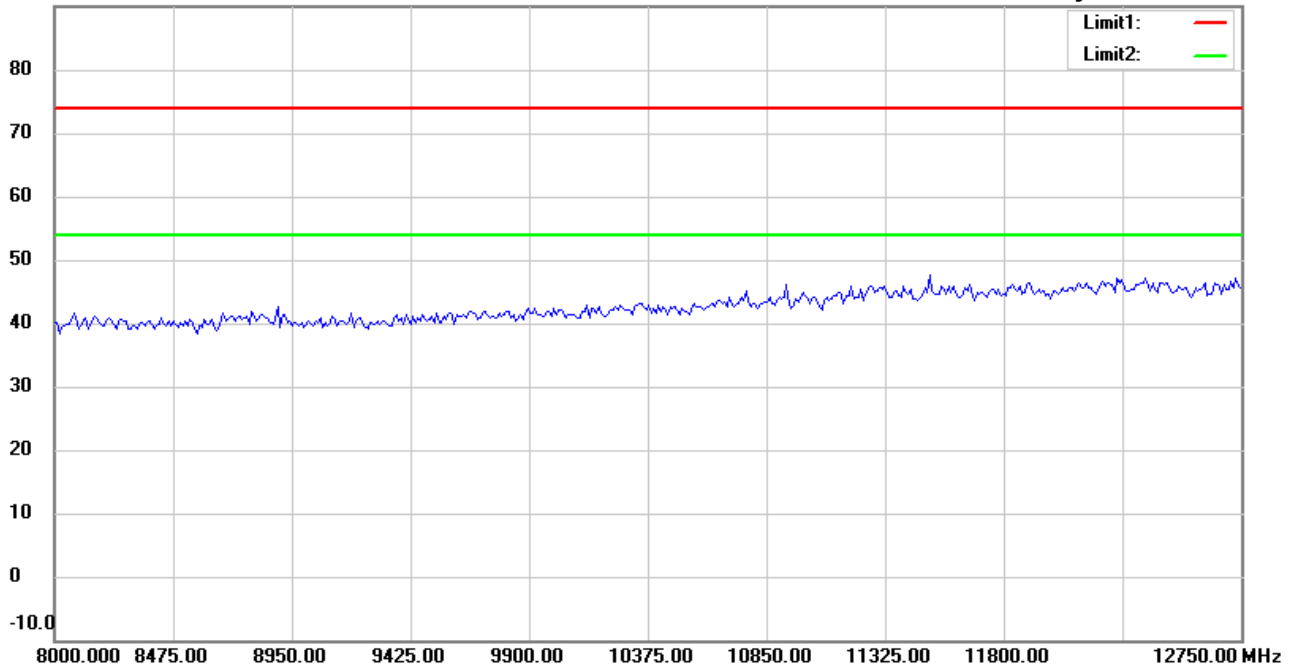
Date: 2/6/2020

Temperature:21.0 °C

90.0 dBuV/m

Time: 7:46:33 AM

Humidity:61.1 %



Site : Chamber

Condition : FCC\_part 15 RE-Class B\_Above 1GHz\_PK

Polarization: *Vertical*

EUT : W6M21912-19560

Power : 120 Va.c.

M/N:

Distance: 3m

Test Mode : RX 2402MHz

Note :

Mk.	Frequency (MHz)	Reading (dBuV)	Detector	Corr. factor (dB/m)	Result (dBuV/m)	Limit (dBuV/m)	Ant.Pos (cm)	Tab.Pos (deg.)	Margin (dB)	Comment
-----	-----------------	----------------	----------	---------------------	-----------------	----------------	--------------	----------------	-------------	---------

\*:Maximum data    x:Over limit    !:over margin



Address:6F.,No.58,Ln 188,Ruey Kuang Rd,Neihu,Taipei  
 Tel:+886-2-6606-8877  
 Fax:+886-2-6606-8879

Radiated Emission Measurement

Operator: Allen

File :3

Data :#3

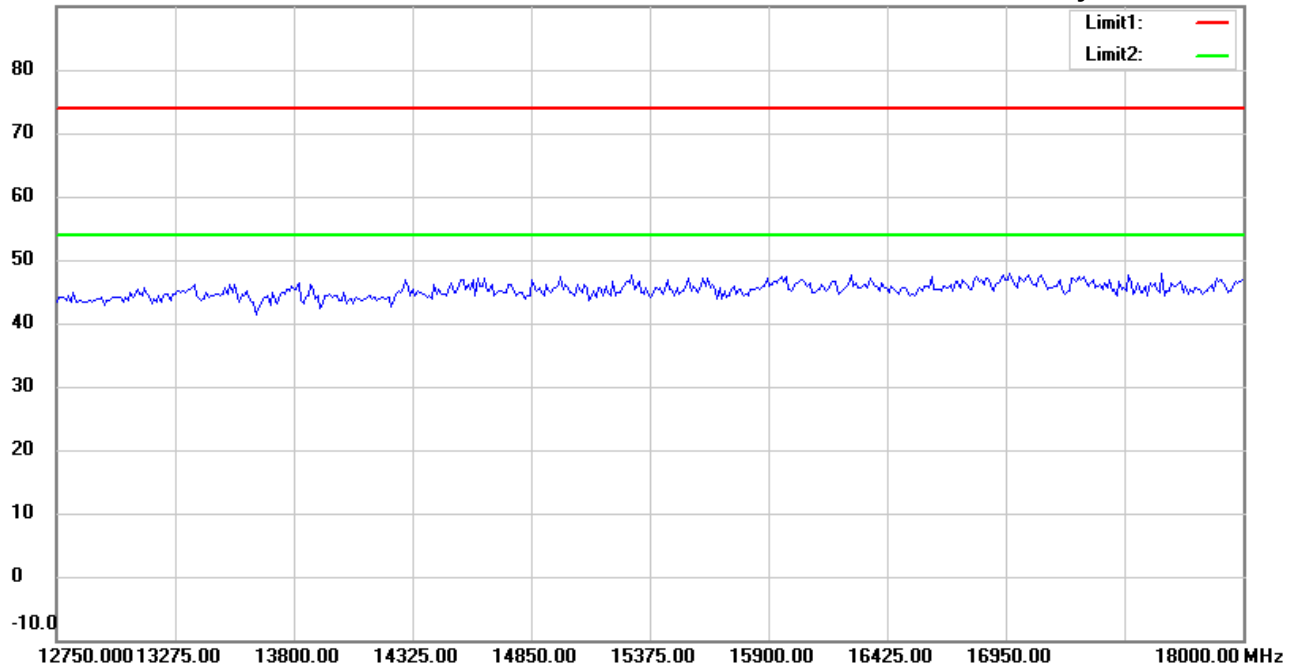
Date: 2/6/2020

Temperature:21.0 °C

90.0 dBuV/m

Time: 7:46:01 AM

Humidity:61.1 %



Site : Chamber

Condition : FCC\_part 15 RE-Class B\_Above 1GHz\_PK

Polarization: *Horizontal*

EUT : W6M21912-19560

Power : 120 Va.c.

M/N:

Distance: 3m

Test Mode : RX 2402MHz

Note :

Mk.	Frequency (MHz)	Reading (dBuV)	Detector	Corr. factor (dB/m)	Result (dBuV/m)	Limit (dBuV/m)	Ant.Pos (cm)	Tab.Pos (deg.)	Margin (dB)	Comment
-----	-----------------	----------------	----------	---------------------	-----------------	----------------	--------------	----------------	-------------	---------

\*:Maximum data    x:Over limit    !:over margin



Address:6F.,No.58,Ln 188,Ruey Kuang Rd,Neihu,Taipei  
 Tel:+886-2-6606-8877  
 Fax:+886-2-6606-8879

Radiated Emission Measurement

Operator: Allen

File :3

Data :#7

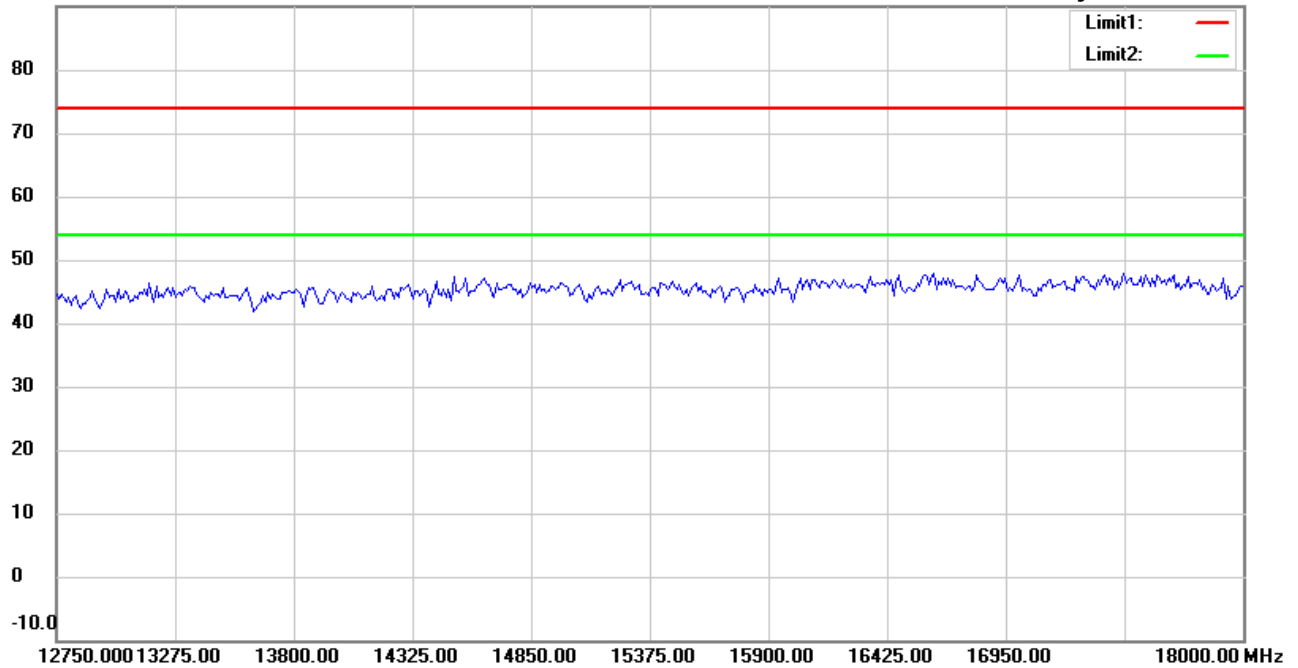
Date: 2/6/2020

Temperature:21.0 °C

90.0 dBuV/m

Time: 7:46:59 AM

Humidity:61.1 %



Site : Chamber

Condition : FCC\_part 15 RE-Class B\_Above 1GHz\_PK

Polarization: *Vertical*

EUT : W6M21912-19560

Power : 120 Va.c.

M/N:

Distance: 3m

Test Mode : RX 2402MHz

Note :

Mk.	Frequency (MHz)	Reading (dBuV)	Detector	Corr. factor (dB/m)	Result (dBuV/m)	Limit (dBuV/m)	Ant.Pos (cm)	Tab.Pos (deg.)	Margin (dB)	Comment
-----	-----------------	----------------	----------	---------------------	-----------------	----------------	--------------	----------------	-------------	---------

\*:Maximum data    x:Over limit    !:over margin



Address:6F.,No.58,Ln 188,Ruey Kuang Rd,Neihu,Taipei  
 Tel:+886-2-6606-8877  
 Fax:+886-2-6606-8879

Radiated Emission Measurement

Operator: Allen

File :3

Data :#4

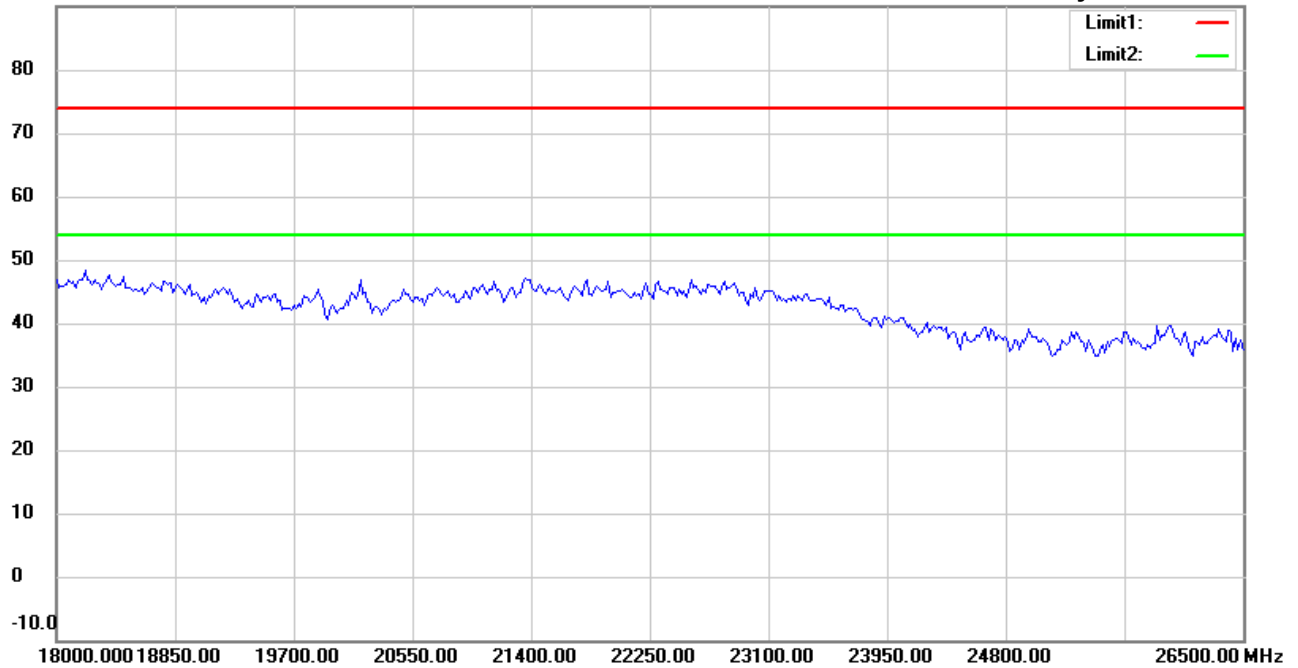
Date: 2/6/2020

Temperature:21.0 °C

90.0 dBuV/m

Time: 7:46:12 AM

Humidity:61.1 %



Site : Chamber

Condition : FCC\_part 15 RE-Class B\_Above 1GHz\_PK

Polarization: *Horizontal*

EUT : W6M21912-19560

Power : 120 Va.c.

M/N:

Distance: 3m

Test Mode : RX 2402MHz

Note :

Mk.	Frequency (MHz)	Reading (dBuV)	Detector	Corr. factor (dB/m)	Result (dBuV/m)	Limit (dBuV/m)	Ant.Pos (cm)	Tab.Pos (deg.)	Margin (dB)	Comment
-----	-----------------	----------------	----------	---------------------	-----------------	----------------	--------------	----------------	-------------	---------

\*:Maximum data    x:Over limit    !:over margin



Address:6F.,No.58,Ln 188,Ruey Kuang Rd,Neihu,Taipei  
 Tel:+886-2-6606-8877  
 Fax:+886-2-6606-8879

**Radiated Emission Measurement**

Operator: Allen

File :3

Data :#8

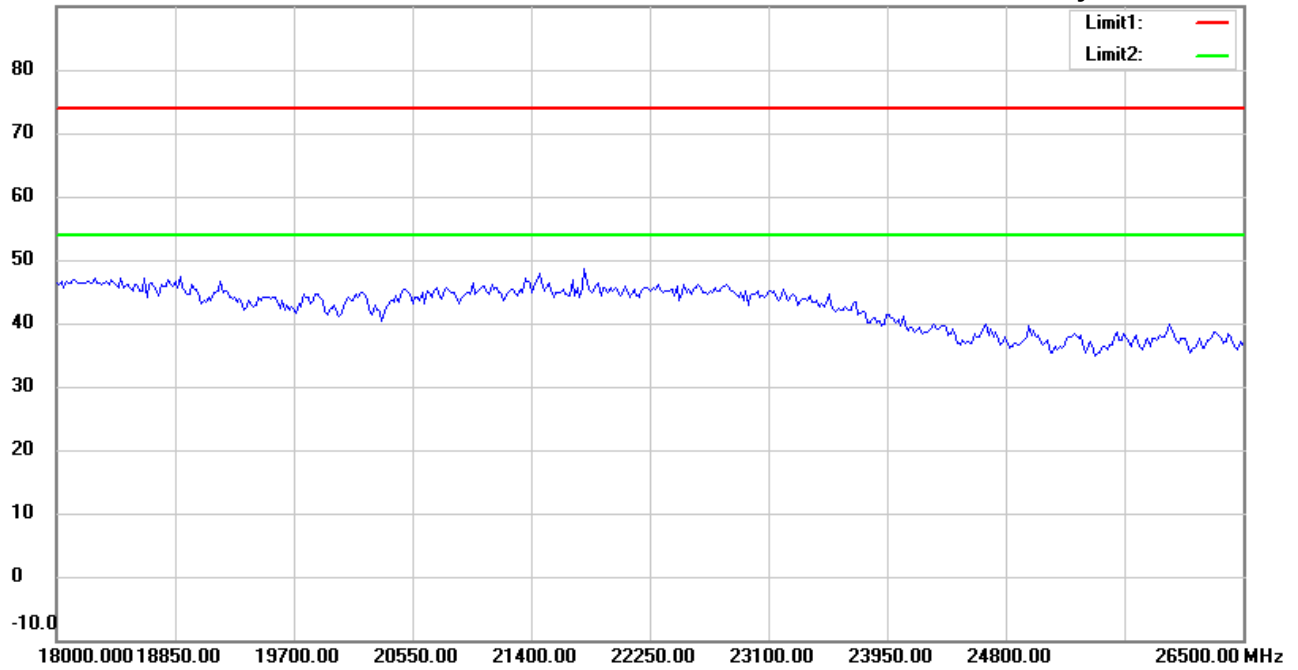
Date: 2/6/2020

Temperature:21.0 °C

90.0 dBuV/m

Time: 7:47:09 AM

Humidity:61.1 %



Site : Chamber

Condition : FCC\_part 15 RE-Class B\_Above 1GHz\_PK

Polarization: **Vertical**

EUT : W6M21912-19560

Power : 120 Va.c.

M/N:

Distance: 3m

Test Mode : RX 2402MHz

Note :

Mk.	Frequency (MHz)	Reading (dBuV)	Detector	Corr. factor (dB/m)	Result (dBuV/m)	Limit (dBuV/m)	Ant.Pos (cm)	Tab.Pos (deg.)	Margin (dB)	Comment
-----	-----------------	----------------	----------	---------------------	-----------------	----------------	--------------	----------------	-------------	---------

\*:Maximum data    x:Over limit    !:over margin



Radiated Emission Measurement

Operator: Allen

File :3

Data :#1

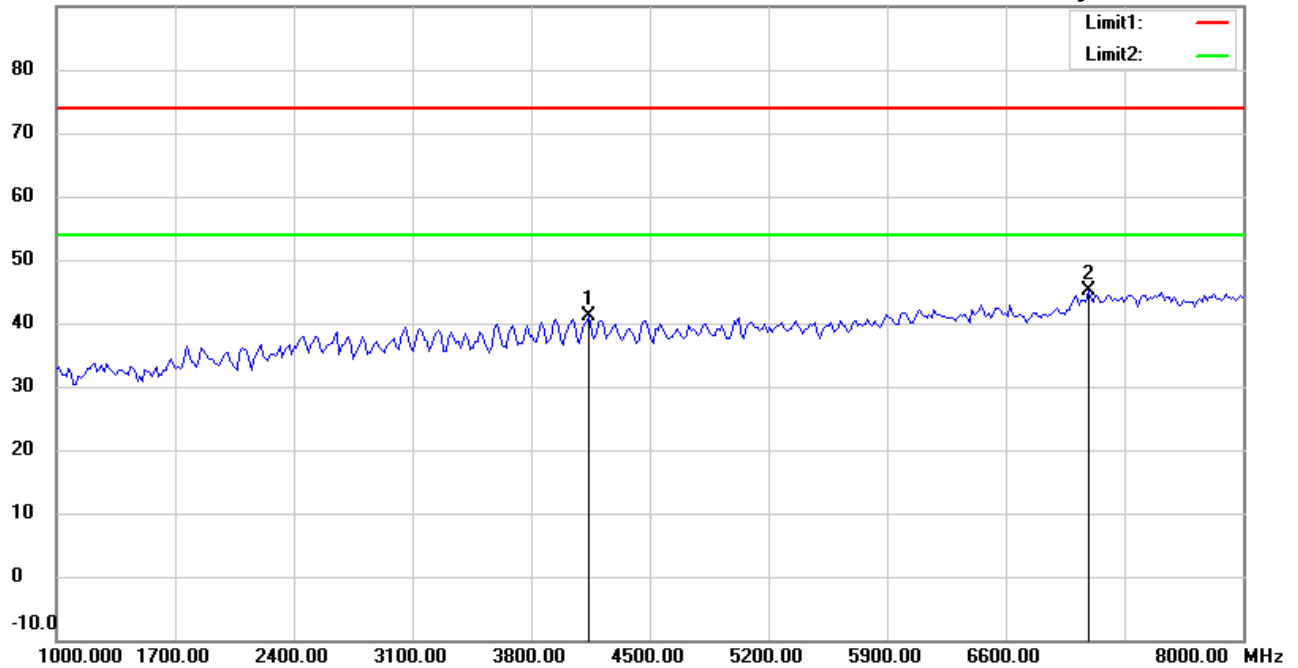
Date: 2/6/2020

Temperature:21.0 °C

90.0 dBuV/m

Time: 7:48:25 AM

Humidity:61.1 %



Site : Chamber

Condition : FCC\_part 15 RE-Class B\_Above 1GHz\_PK

EUT : W6M21912-19560

M/N:

Test Mode : RX 2440MHz

Note :

Polarization: **Horizontal**

Power : 120 Va.c.

Distance: 3m

Mk.	Frequency (MHz)	Reading (dBuV)	Detector	Corr. factor (dB/m)	Result (dBuV/m)	Limit (dBuV/m)	Ant.Pos (cm)	Tab.Pos (deg.)	Margin (dB)	Comment
	4142.284	43.39	peak	-2.30	41.09	74.00	150	110	-32.91	
*	7088.176	41.51	peak	3.55	45.06	74.00	150	285	-28.94	





Radiated Emission Measurement

Operator: Allen

File :3

Data :#5

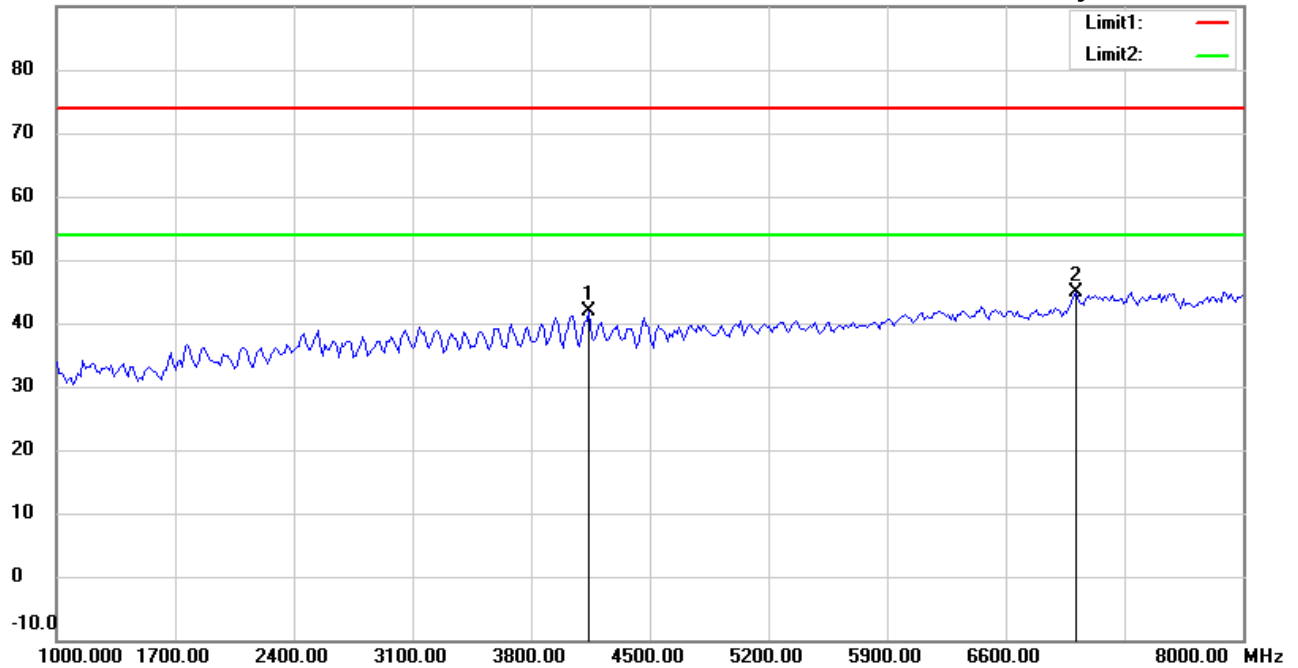
Date: 2/6/2020

Temperature:21.0 °C

90.0 dBuV/m

Time: 7:49:23 AM

Humidity:61.1 %



Site : Chamber

Condition : FCC\_part 15 RE-Class B\_Above 1GHz\_PK

Polarization: *Vertical*

EUT : W6M21912-19560

Power : 120 Va.c.

M/N:

Distance: 3m

Test Mode : RX 2440MHz

Note :

Mk.	Frequency (MHz)	Reading (dBuV)	Detector	Corr. factor (dB/m)	Result (dBuV/m)	Limit (dBuV/m)	Ant.Pos (cm)	Tab.Pos (deg.)	Margin (dB)	Comment
	4142.284	44.09	peak	-2.30	41.79	74.00	150	60	-32.21	
*	7018.036	41.22	peak	3.57	44.79	74.00	150	25	-29.21	



Address:6F.,No.58,Ln 188,Ruey Kuang Rd,Neihu,Taipei  
 Tel:+886-2-6606-8877  
 Fax:+886-2-6606-8879

Radiated Emission Measurement

Operator: Allen

File :3

Data :#2

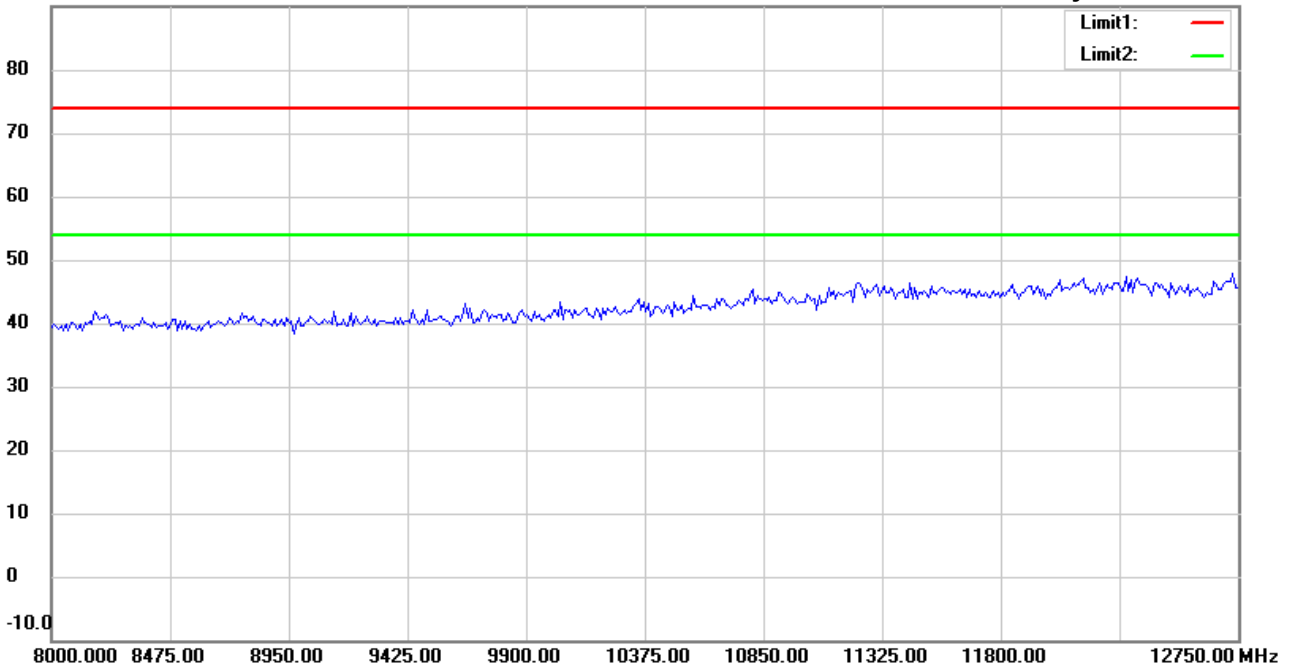
Date: 2/6/2020

Temperature:21.0 °C

90.0 dBuV/m

Time: 7:48:38 AM

Humidity:61.1 %



Site : Chamber

Condition : FCC\_part 15 RE-Class B\_Above 1GHz\_PK

Polarization: *Horizontal*

EUT : W6M21912-19560

Power : 120 Va.c.

M/N:

Distance: 3m

Test Mode : RX 2440MHz

Note :

Mk.	Frequency (MHz)	Reading (dBuV)	Detector	Corr. factor (dB/m)	Result (dBuV/m)	Limit (dBuV/m)	Ant.Pos (cm)	Tab.Pos (deg.)	Margin (dB)	Comment
-----	-----------------	----------------	----------	---------------------	-----------------	----------------	--------------	----------------	-------------	---------

\*:Maximum data    x:Over limit    !:over margin



Address:6F.,No.58,Ln 188,Ruey Kuang Rd,Neihu,Taipei  
 Tel:+886-2-6606-8877  
 Fax:+886-2-6606-8879

Radiated Emission Measurement

Operator: Allen

File :3

Data :#6

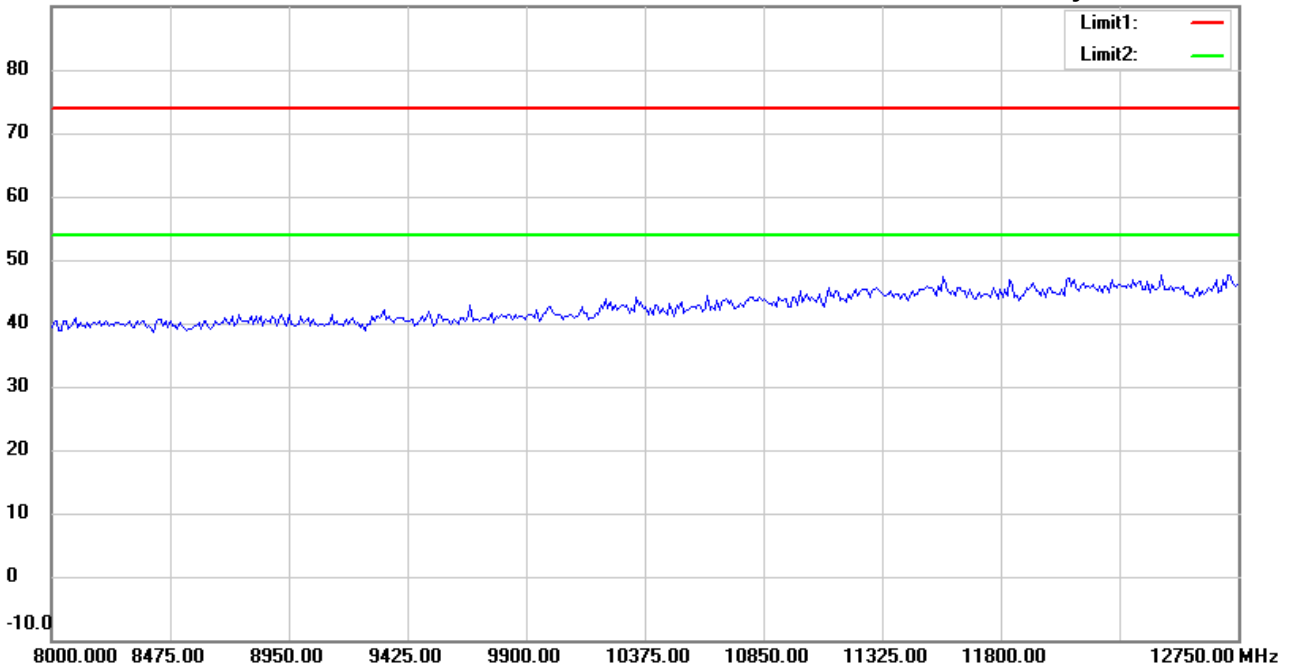
Date: 2/6/2020

Temperature:21.0 °C

90.0 dBuV/m

Time: 7:49:36 AM

Humidity:61.1 %



Site : Chamber

Condition : FCC\_part 15 RE-Class B\_Above 1GHz\_PK

Polarization: *Vertical*

EUT : W6M21912-19560

Power : 120 Va.c.

M/N:

Distance: 3m

Test Mode : RX 2440MHz

Note :

Mk.	Frequency (MHz)	Reading (dBuV)	Detector	Corr. factor (dB/m)	Result (dBuV/m)	Limit (dBuV/m)	Ant.Pos (cm)	Tab.Pos (deg.)	Margin (dB)	Comment
-----	-----------------	----------------	----------	---------------------	-----------------	----------------	--------------	----------------	-------------	---------

\*:Maximum data    x:Over limit    !:over margin



Address:6F.,No.58,Ln 188,Ruey Kuang Rd,Neihu,Taipei  
 Tel:+886-2-6606-8877  
 Fax:+886-2-6606-8879

Radiated Emission Measurement

Operator: Allen

File :3

Data :#3

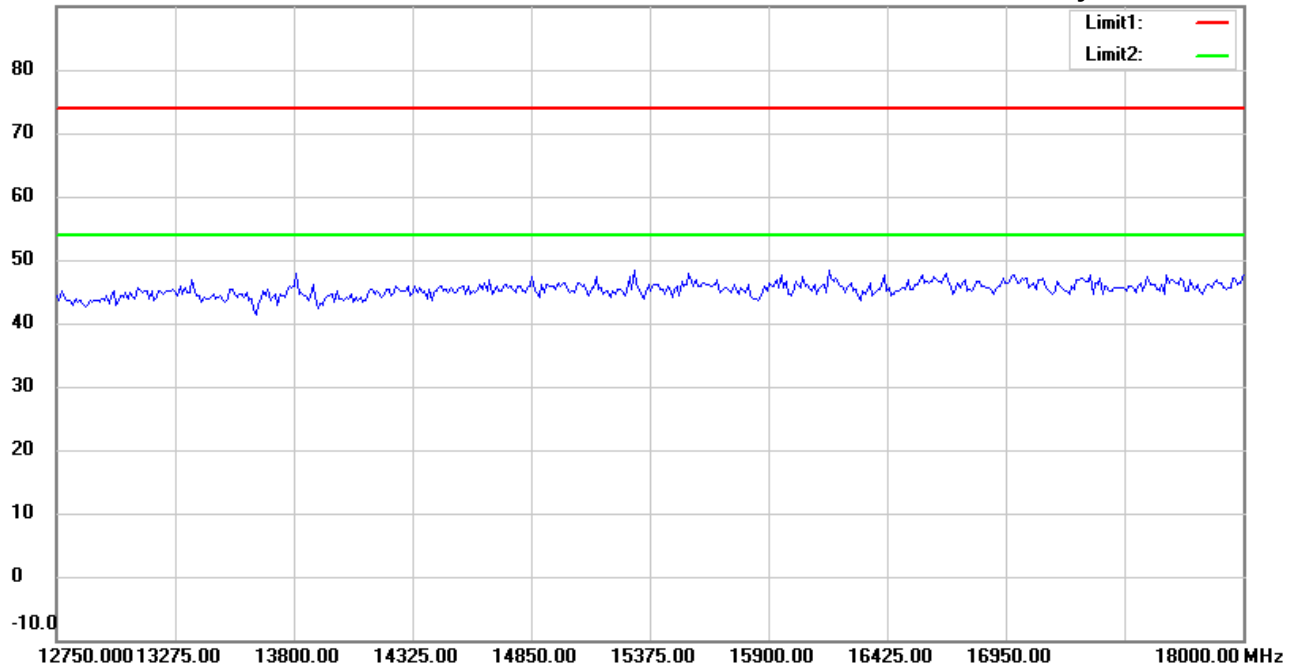
Date: 2/6/2020

Temperature:21.0 °C

90.0 dBuV/m

Time: 7:49:04 AM

Humidity:61.1 %



Site : Chamber

Condition : FCC\_part 15 RE-Class B\_Above 1GHz\_PK

Polarization: *Horizontal*

EUT : W6M21912-19560

Power : 120 Va.c.

M/N:

Distance: 3m

Test Mode : RX 2440MHz

Note :

Mk.	Frequency (MHz)	Reading (dBuV)	Detector	Corr. factor (dB/m)	Result (dBuV/m)	Limit (dBuV/m)	Ant.Pos (cm)	Tab.Pos (deg.)	Margin (dB)	Comment
-----	-----------------	----------------	----------	---------------------	-----------------	----------------	--------------	----------------	-------------	---------

\*:Maximum data    x:Over limit    !:over margin



Address:6F.,No.58,Ln 188,Ruey Kuang Rd,Neihu,Taipei  
 Tel:+886-2-6606-8877  
 Fax:+886-2-6606-8879

Radiated Emission Measurement

Operator: Allen

File :3

Data :#7

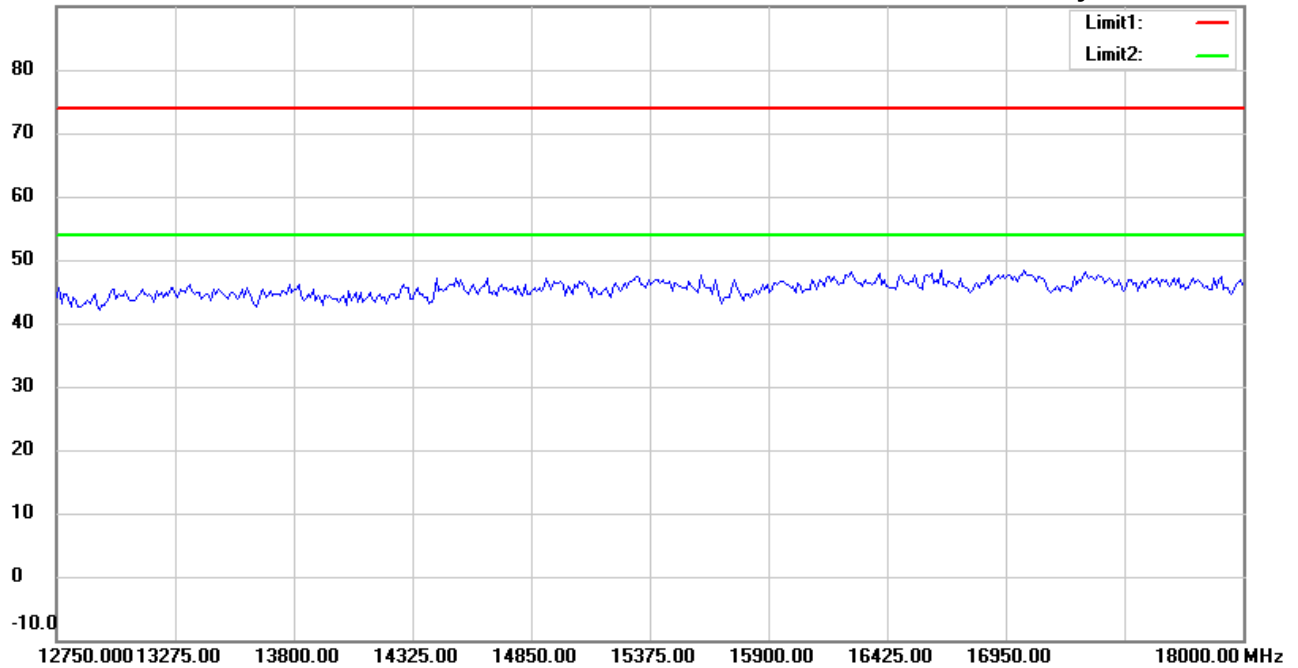
Date: 2/6/2020

Temperature:21.0 °C

90.0 dBuV/m

Time: 7:50:01 AM

Humidity:61.1 %



Site : Chamber

Condition : FCC\_part 15 RE-Class B\_Above 1GHz\_PK

Polarization: *Vertical*

EUT : W6M21912-19560

Power : 120 Va.c.

M/N:

Distance: 3m

Test Mode : RX 2440MHz

Note :

Mk.	Frequency (MHz)	Reading (dBuV)	Detector	Corr. factor (dB/m)	Result (dBuV/m)	Limit (dBuV/m)	Ant.Pos (cm)	Tab.Pos (deg.)	Margin (dB)	Comment
-----	-----------------	----------------	----------	---------------------	-----------------	----------------	--------------	----------------	-------------	---------

\*:Maximum data    x:Over limit    !:over margin



Address:6F.,No.58,Ln 188,Ruey Kuang Rd,Neihu,Taipei  
 Tel:+886-2-6606-8877  
 Fax:+886-2-6606-8879

**Radiated Emission Measurement**

Operator: Allen

File :3

Data :#4

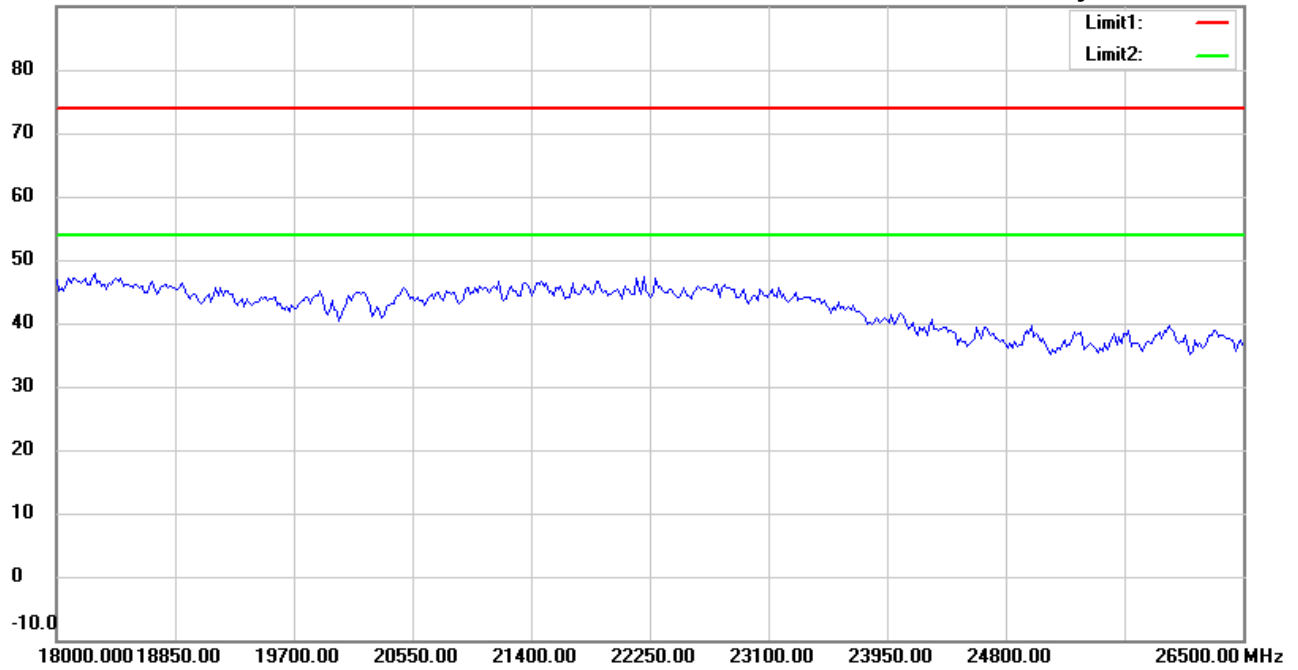
Date: 2/6/2020

Temperature:21.0 °C

90.0 dBuV/m

Time: 7:49:14 AM

Humidity:61.1 %



Site : Chamber

Condition : FCC\_part 15 RE-Class B\_Above 1GHz\_PK

Polarization: *Horizontal*

EUT : W6M21912-19560

Power : 120 Va.c.

M/N:

Distance: 3m

Test Mode : RX 2440MHz

Note :

Mk.	Frequency (MHz)	Reading (dBuV)	Detector	Corr. factor (dB/m)	Result (dBuV/m)	Limit (dBuV/m)	Ant.Pos (cm)	Tab.Pos (deg.)	Margin (dB)	Comment
-----	-----------------	----------------	----------	---------------------	-----------------	----------------	--------------	----------------	-------------	---------

\*:Maximum data    x:Over limit    !:over margin



Address:6F.,No.58,Ln 188,Ruey Kuang Rd,Neihu,Taipei  
 Tel:+886-2-6606-8877  
 Fax:+886-2-6606-8879

Radiated Emission Measurement

Operator: Allen

File :3

Data :#8

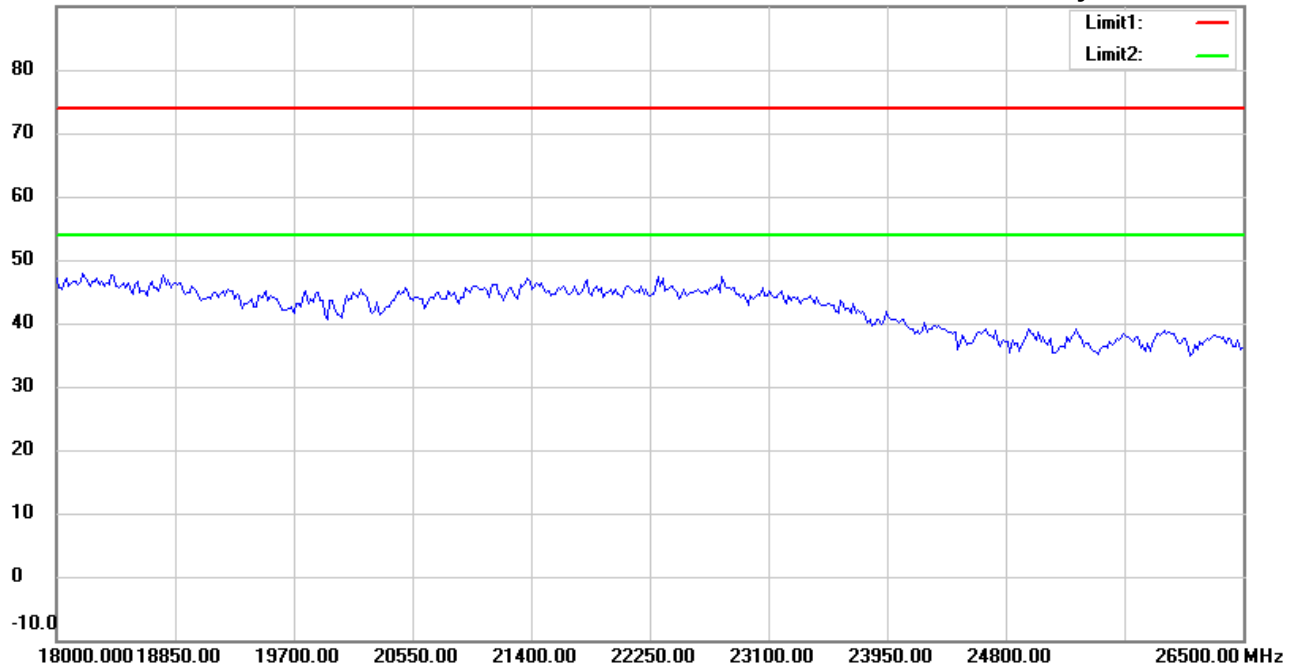
Date: 2/6/2020

Temperature:21.0 °C

90.0 dBuV/m

Time: 7:50:12 AM

Humidity:61.1 %



Site : Chamber

Condition : FCC\_part 15 RE-Class B\_Above 1GHz\_PK

Polarization: *Vertical*

EUT : W6M21912-19560

Power : 120 Va.c.

M/N:

Distance: 3m

Test Mode : RX 2440MHz

Note :

Mk.	Frequency (MHz)	Reading (dBuV)	Detector	Corr. factor (dB/m)	Result (dBuV/m)	Limit (dBuV/m)	Ant.Pos (cm)	Tab.Pos (deg.)	Margin (dB)	Comment
-----	-----------------	----------------	----------	---------------------	-----------------	----------------	--------------	----------------	-------------	---------

\*:Maximum data    x:Over limit    !:over margin



Radiated Emission Measurement

Operator: Allen

File :3

Data :#1

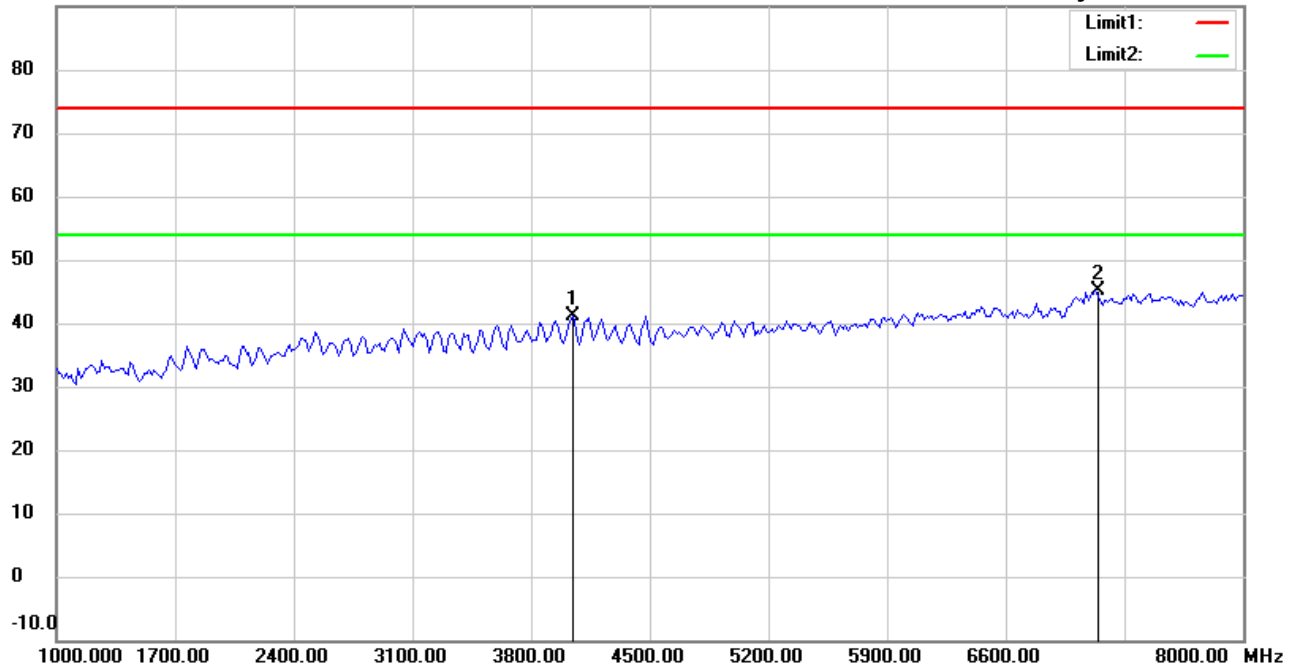
Date: 2/6/2020

Temperature:21.0 °C

90.0 dBuV/m

Time: 7:51:17 AM

Humidity:61.1 %



Site : Chamber

Condition : FCC\_part 15 RE-Class B\_Above 1GHz\_PK

EUT : W6M21912-19560

M/N:

Test Mode : RX 2480MHz

Note :

Polarization: *Horizontal*

Power : 120 Va.c.

Distance: 3m

Mk.	Frequency (MHz)	Reading (dBuV)	Detector	Corr. factor (dB/m)	Result (dBuV/m)	Limit (dBuV/m)	Ant.Pos (cm)	Tab.Pos (deg.)	Margin (dB)	Comment
	4044.088	43.28	peak	-2.24	41.04	74.00	150	175	-32.96	
*	7130.261	41.78	peak	3.45	45.23	74.00	150	35	-28.77	





Radiated Emission Measurement

Operator: Allen

File :3

Data :#5

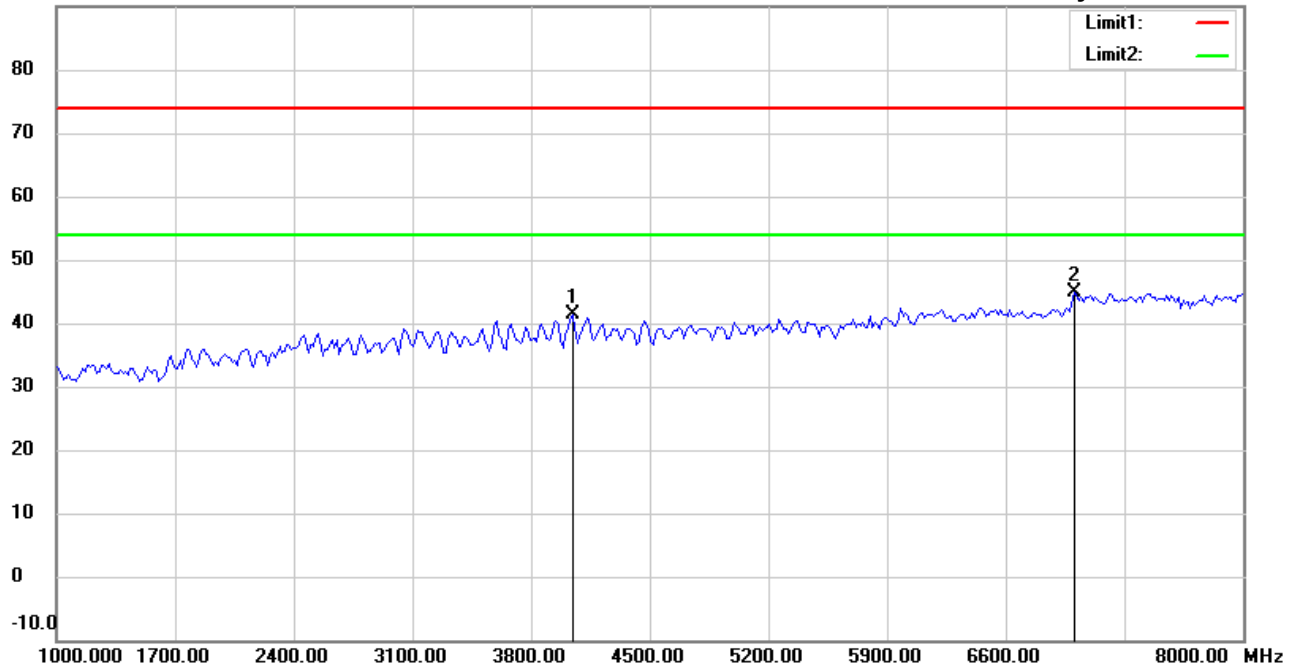
Date: 2/6/2020

Temperature:21.0 °C

90.0 dBuV/m

Time: 7:52:14 AM

Humidity:61.1 %



Site : Chamber

Condition : FCC\_part 15 RE-Class B\_Above 1GHz\_PK

Polarization: **Vertical**

EUT : W6M21912-19560

Power : 120 Va.c.

M/N:

Distance: 3m

Test Mode : RX 2480MHz

Note :

Mk.	Frequency (MHz)	Reading (dBuV)	Detector	Corr. factor (dB/m)	Result (dBuV/m)	Limit (dBuV/m)	Ant.Pos (cm)	Tab.Pos (deg.)	Margin (dB)	Comment
	4044.088	43.52	peak	-2.24	41.28	74.00	150	175	-32.72	
*	7004.008	41.23	peak	3.57	44.80	74.00	150	300	-29.20	



Address:6F.,No.58,Ln 188,Ruey Kuang Rd,Neihu,Taipei  
 Tel:+886-2-6606-8877  
 Fax:+886-2-6606-8879

Radiated Emission Measurement

Operator: Allen

File :3

Data :#2

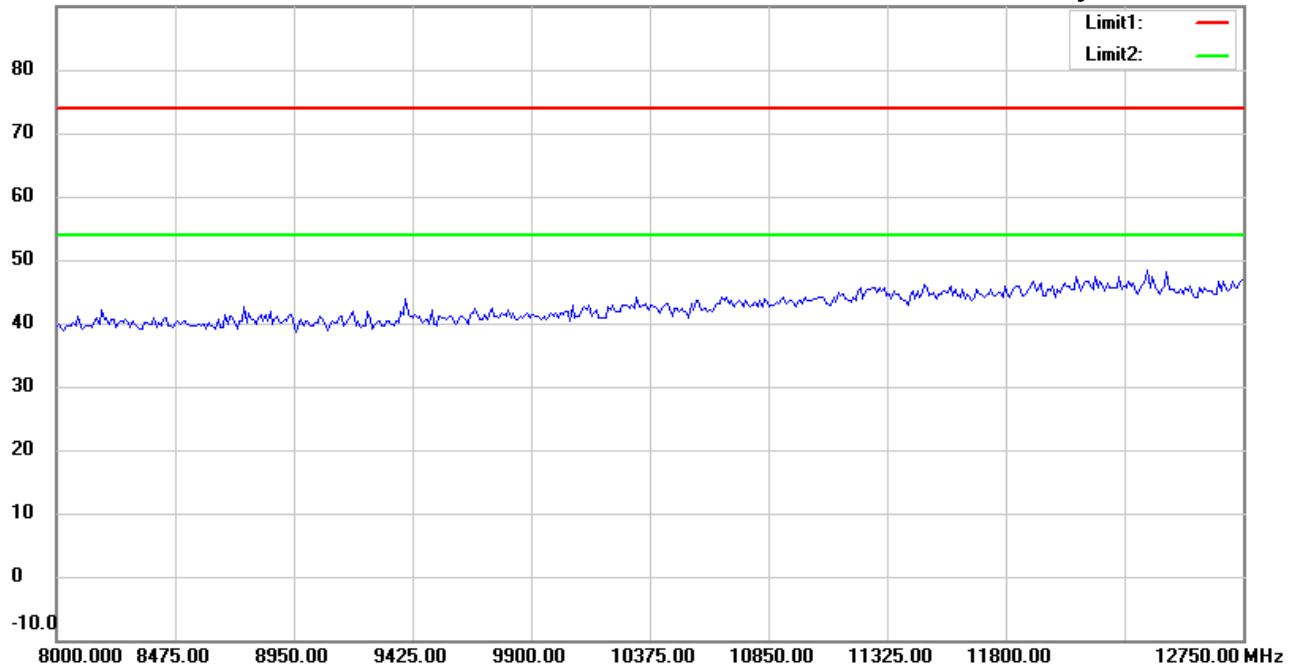
Date: 2/6/2020

Temperature:21.0 °C

90.0 dBuV/m

Time: 7:51:29 AM

Humidity:61.1 %



Site : Chamber

Condition : FCC\_part 15 RE-Class B\_Above 1GHz\_PK

Polarization: *Horizontal*

EUT : W6M21912-19560

Power : 120 Va.c.

M/N:

Distance: 3m

Test Mode : RX 2480MHz

Note :

Mk.	Frequency (MHz)	Reading (dBuV)	Detector	Corr. factor (dB/m)	Result (dBuV/m)	Limit (dBuV/m)	Ant.Pos (cm)	Tab.Pos (deg.)	Margin (dB)	Comment
-----	-----------------	----------------	----------	---------------------	-----------------	----------------	--------------	----------------	-------------	---------

\*:Maximum data    x:Over limit    !:over margin



Address:6F.,No.58,Ln 188,Ruey Kuang Rd,Neihu,Taipei  
 Tel:+886-2-6606-8877  
 Fax:+886-2-6606-8879

Radiated Emission Measurement

Operator: Allen

File :3

Data :#6

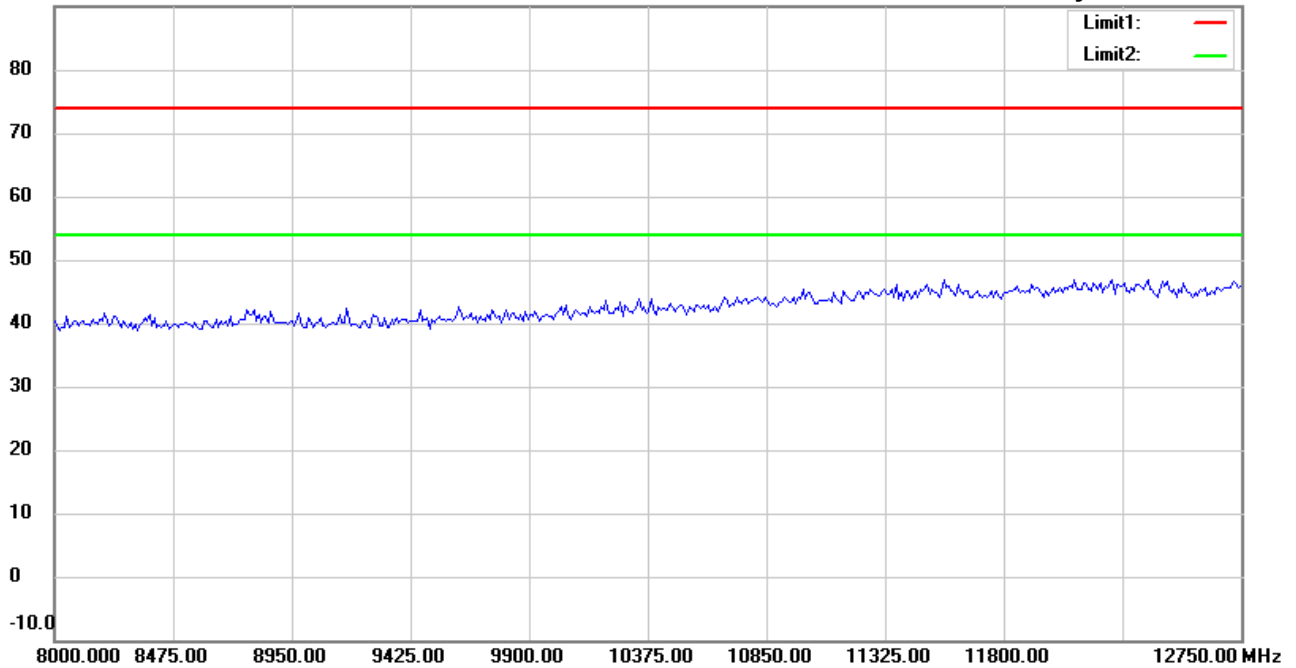
Date: 2/6/2020

Temperature:21.0 °C

90.0 dBuV/m

Time: 7:52:27 AM

Humidity:61.1 %



Site : Chamber

Condition : FCC\_part 15 RE-Class B\_Above 1GHz\_PK

Polarization: *Vertical*

EUT : W6M21912-19560

Power : 120 Va.c.

M/N:

Distance: 3m

Test Mode : RX 2480MHz

Note :

Mk.	Frequency (MHz)	Reading (dBuV)	Detector	Corr. factor (dB/m)	Result (dBuV/m)	Limit (dBuV/m)	Ant.Pos (cm)	Tab.Pos (deg.)	Margin (dB)	Comment
-----	-----------------	----------------	----------	---------------------	-----------------	----------------	--------------	----------------	-------------	---------

\*:Maximum data    x:Over limit    !:over margin



Address:6F.,No.58,Ln 188,Ruey Kuang Rd,Neihu,Taipei  
 Tel:+886-2-6606-8877  
 Fax:+886-2-6606-8879

Radiated Emission Measurement

Operator: Allen

File :3

Data :#3

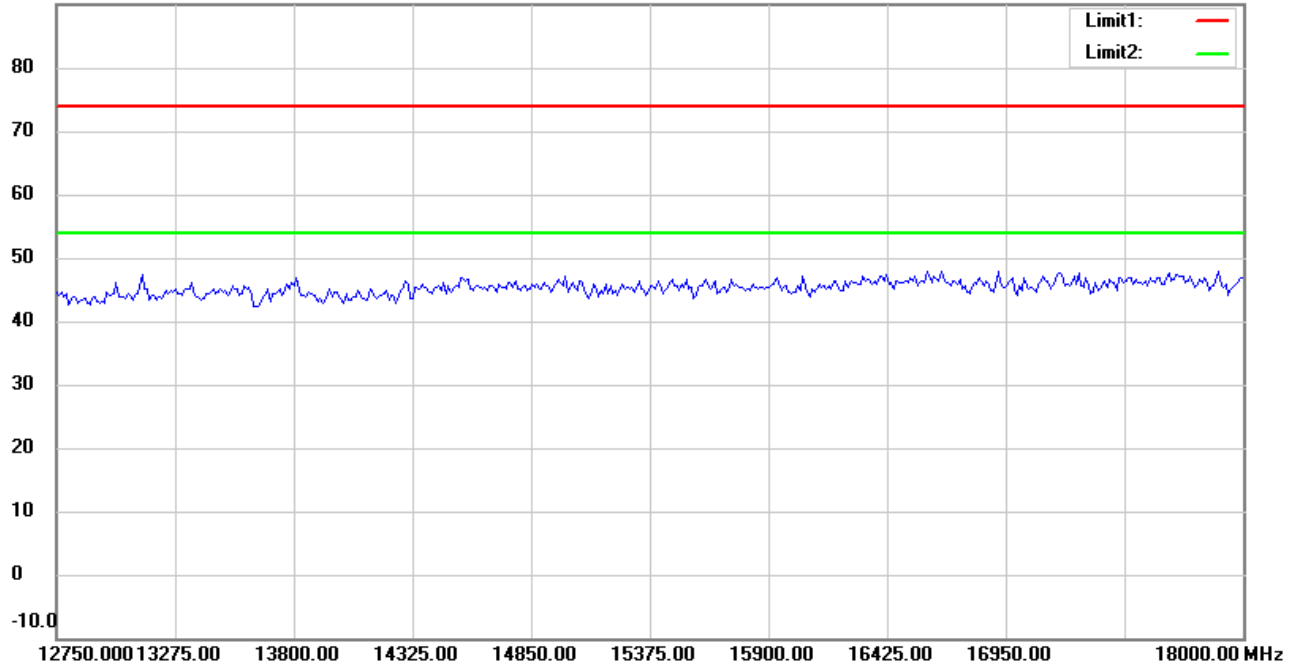
Date: 2/6/2020

Temperature:21.0 °C

90.0 dBuV/m

Time: 7:51:55 AM

Humidity:61.1 %



Site : Chamber

Condition : FCC\_part 15 RE-Class B\_Above 1GHz\_PK

Polarization: *Horizontal*

EUT : W6M21912-19560

Power : 120 Va.c.

M/N:

Distance: 3m

Test Mode : RX 2480MHz

Note :

Mk.	Frequency (MHz)	Reading (dBuV)	Detector	Corr. factor (dB/m)	Result (dBuV/m)	Limit (dBuV/m)	Ant.Pos (cm)	Tab.Pos (deg.)	Margin (dB)	Comment
-----	-----------------	----------------	----------	---------------------	-----------------	----------------	--------------	----------------	-------------	---------

\*:Maximum data    x:Over limit    !:over margin



Address:6F.,No.58,Ln 188,Ruey Kuang Rd,Neihu,Taipei  
 Tel:+886-2-6606-8877  
 Fax:+886-2-6606-8879

Radiated Emission Measurement

Operator: Allen

File :3

Data :#7

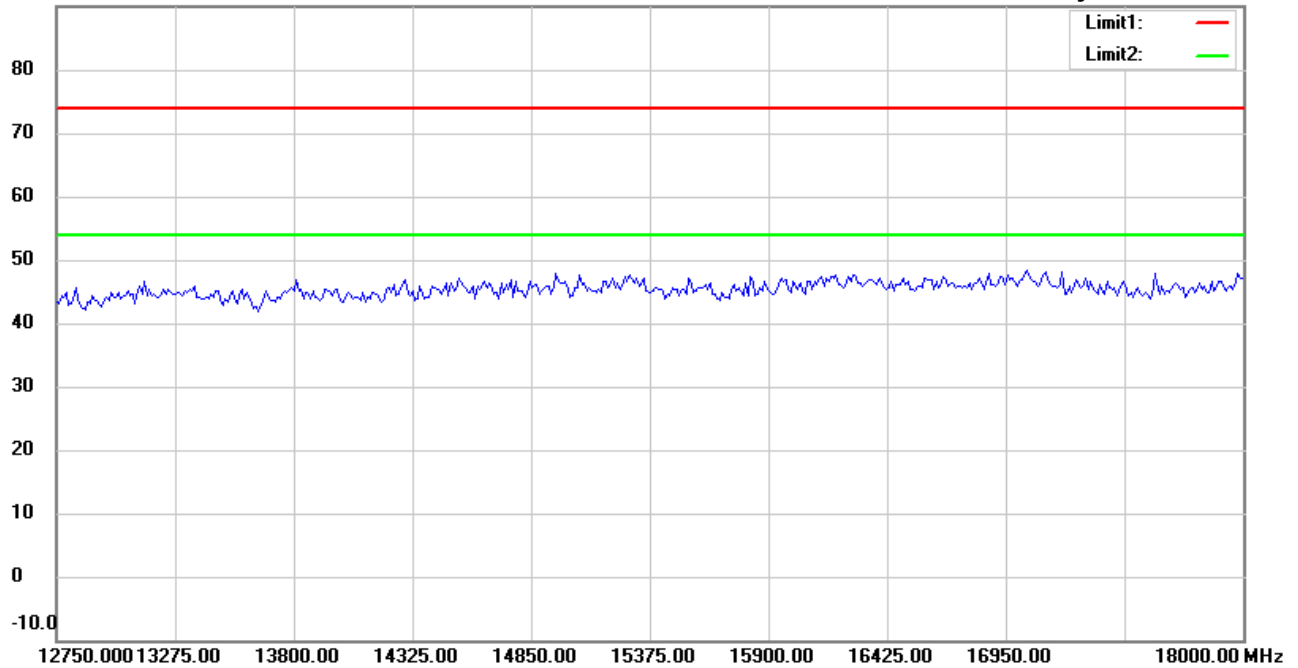
Date: 2/6/2020

Temperature:21.0 °C

90.0 dBuV/m

Time: 7:52:52 AM

Humidity:61.1 %



Site : Chamber

Condition : FCC\_part 15 RE-Class B\_Above 1GHz\_PK

Polarization: *Vertical*

EUT : W6M21912-19560

Power : 120 Va.c.

M/N:

Distance: 3m

Test Mode : RX 2480MHz

Note :

Mk.	Frequency (MHz)	Reading (dBuV)	Detector	Corr. factor (dB/m)	Result (dBuV/m)	Limit (dBuV/m)	Ant.Pos (cm)	Tab.Pos (deg.)	Margin (dB)	Comment
-----	-----------------	----------------	----------	---------------------	-----------------	----------------	--------------	----------------	-------------	---------

\*:Maximum data    x:Over limit    !:over margin



Address:6F.,No.58,Ln 188,Ruey Kuang Rd,Neihu,Taipei  
 Tel:+886-2-6606-8877  
 Fax:+886-2-6606-8879

Radiated Emission Measurement

Operator: Allen

File :3

Data :#4

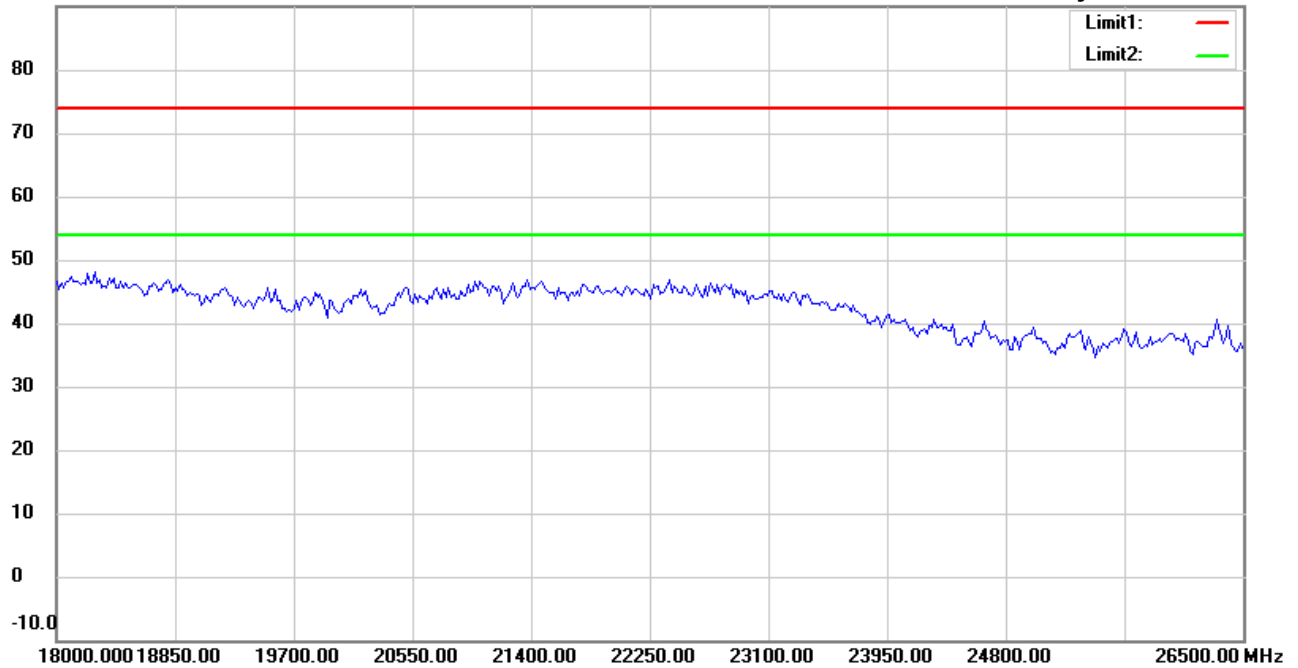
Date: 2/6/2020

Temperature:21.0 °C

90.0 dBuV/m

Time: 7:52:05 AM

Humidity:61.1 %



Site : Chamber

Condition : FCC\_part 15 RE-Class B\_Above 1GHz\_PK

Polarization: *Horizontal*

EUT : W6M21912-19560

Power : 120 Va.c.

M/N:

Distance: 3m

Test Mode : RX 2480MHz

Note :

Mk.	Frequency (MHz)	Reading (dBuV)	Detector	Corr. factor (dB/m)	Result (dBuV/m)	Limit (dBuV/m)	Ant.Pos (cm)	Tab.Pos (deg.)	Margin (dB)	Comment
-----	-----------------	----------------	----------	---------------------	-----------------	----------------	--------------	----------------	-------------	---------

\*:Maximum data    x:Over limit    !:over margin



Address:6F.,No.58,Ln 188,Ruey Kuang Rd,Neihu,Taipei  
 Tel:+886-2-6606-8877  
 Fax:+886-2-6606-8879

Radiated Emission Measurement

Operator: Allen

File :3

Data :#8

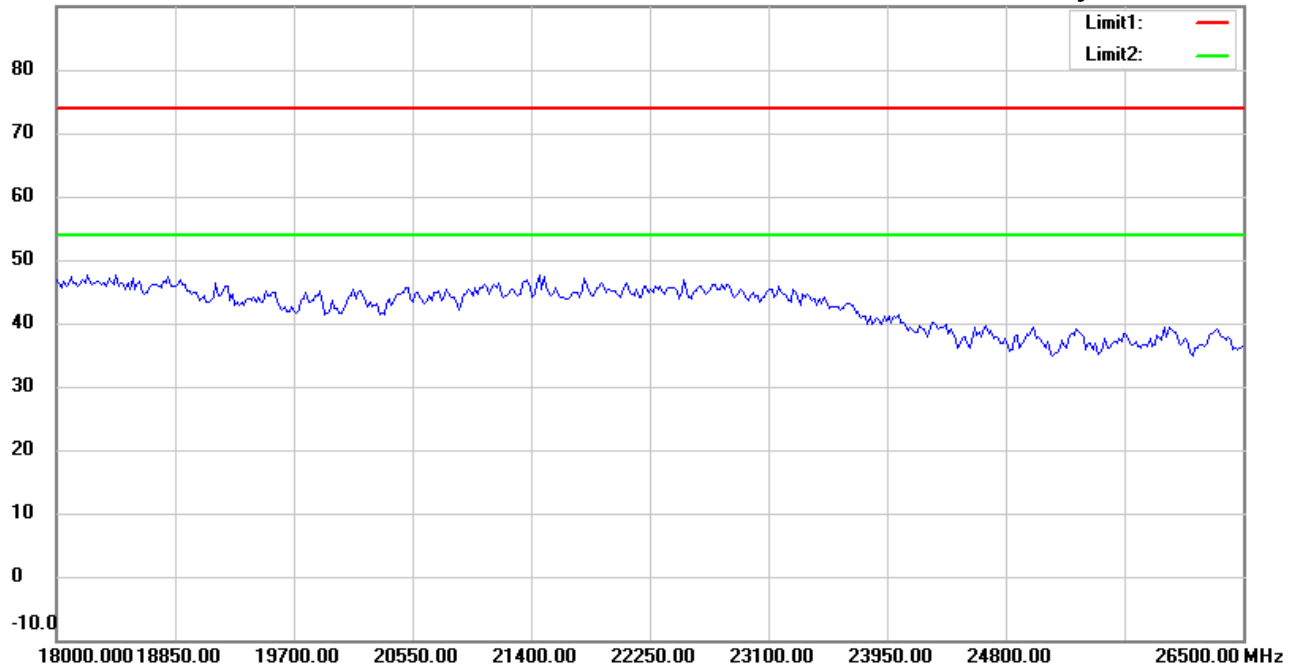
Date: 2/6/2020

Temperature:21.0 °C

90.0 dBuV/m

Time: 7:53:03 AM

Humidity:61.1 %



Site : Chamber

Condition : FCC\_part 15 RE-Class B\_Above 1GHz\_PK

Polarization: **Vertical**

EUT : W6M21912-19560

Power : 120 Va.c.

M/N:

Distance: 3m

Test Mode : RX 2480MHz

Note :

Mk.	Frequency (MHz)	Reading (dBuV)	Detector	Corr. factor (dB/m)	Result (dBuV/m)	Limit (dBuV/m)	Ant.Pos (cm)	Tab.Pos (deg.)	Margin (dB)	Comment
-----	-----------------	----------------	----------	---------------------	-----------------	----------------	--------------	----------------	-------------	---------

\*:Maximum data    x:Over limit    !:over margin



Address:6F.,No.58,Ln 188,Ruey Kuang Rd,Neihu,Taipei  
 Tel:+886-2-6606-8877  
 Fax:+886-2-6606-8879

Radiated Emission Measurement

Operator: Allen

File :3

Data :#1

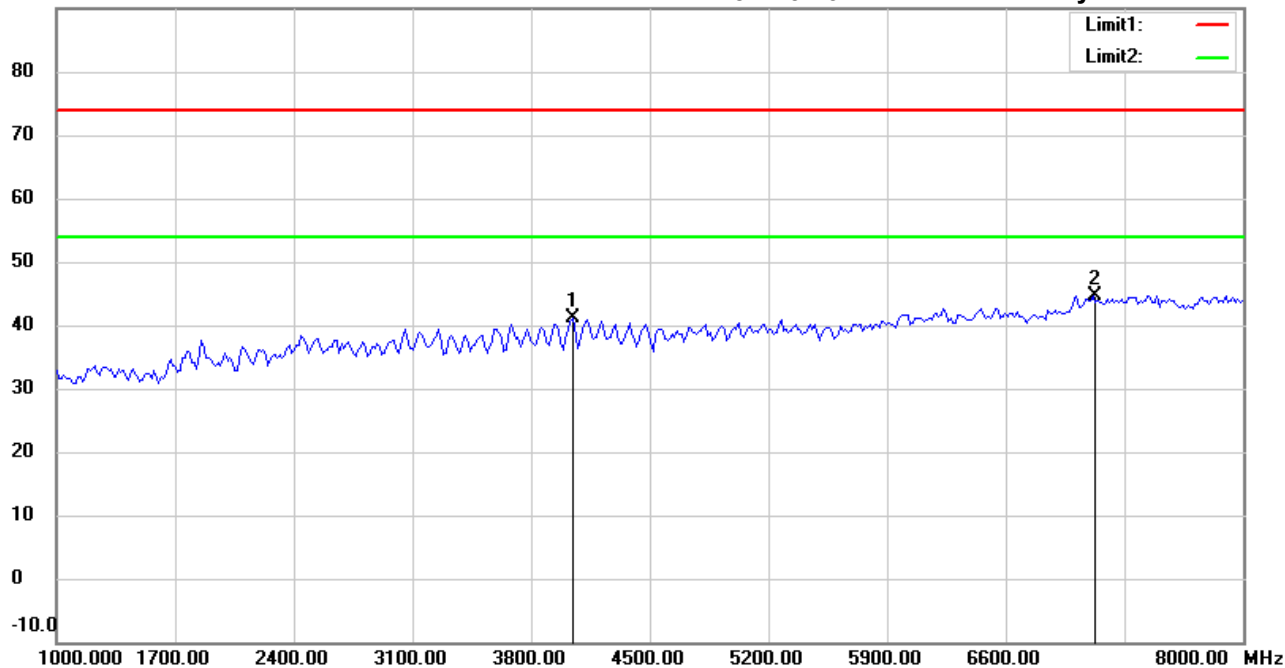
Date: 2/6/2020

Temperature:21.0 °C

90.0 dBuV/m

Time: 7:54:31 AM

Humidity:61.1 %



Site : Chamber

Condition : FCC\_part 15 RE-Class B\_Above 1GHz\_PK

Polarization: *Horizontal*

EUT : W6M21912-19560

Power : 120 Va.c.

M/N:

Distance: 3m

Test Mode : RX 2402MHz

Note :

Mk.	Frequency (MHz)	Reading (dBuV)	Detector	Corr. factor (dB/m)	Result (dBuV/m)	Limit (dBuV/m)	Ant.Pos (cm)	Tab.Pos (deg.)	Margin (dB)	Comment
	4044.088	43.37	peak	-2.24	41.13	74.00	150	0	-32.87	
*	7116.233	41.22	peak	3.50	44.72	74.00	150	215	-29.28	





Radiated Emission Measurement

Operator: Allen

File :3

Data :#5

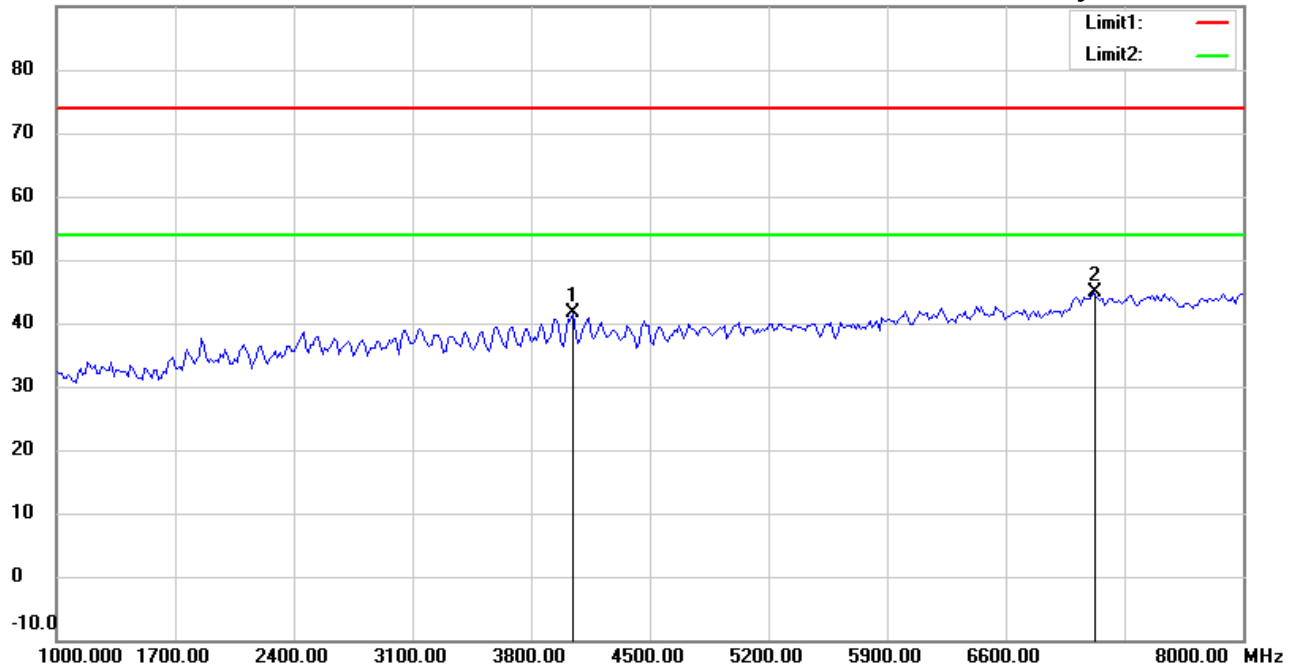
Date: 2/6/2020

Temperature:21.0 °C

90.0 dBuV/m

Time: 7:55:28 AM

Humidity:61.1 %



Site : Chamber

Condition : FCC\_part 15 RE-Class B\_Above 1GHz\_PK

Polarization: *Vertical*

EUT : W6M21912-19560

Power : 120 Va.c.

M/N:

Distance: 3m

Test Mode : RX 2402MHz

Note :

Mk.	Frequency (MHz)	Reading (dBuV)	Detector	Corr. factor (dB/m)	Result (dBuV/m)	Limit (dBuV/m)	Ant.Pos (cm)	Tab.Pos (deg.)	Margin (dB)	Comment
	4044.088	43.90	peak	-2.24	41.66	74.00	150	260	-32.34	
*	7116.233	41.27	peak	3.50	44.77	74.00	150	355	-29.23	



Address:6F.,No.58,Ln 188,Ruey Kuang Rd,Neihu,Taipei  
 Tel:+886-2-6606-8877  
 Fax:+886-2-6606-8879

Radiated Emission Measurement

Operator: Allen

File :3

Data :#2

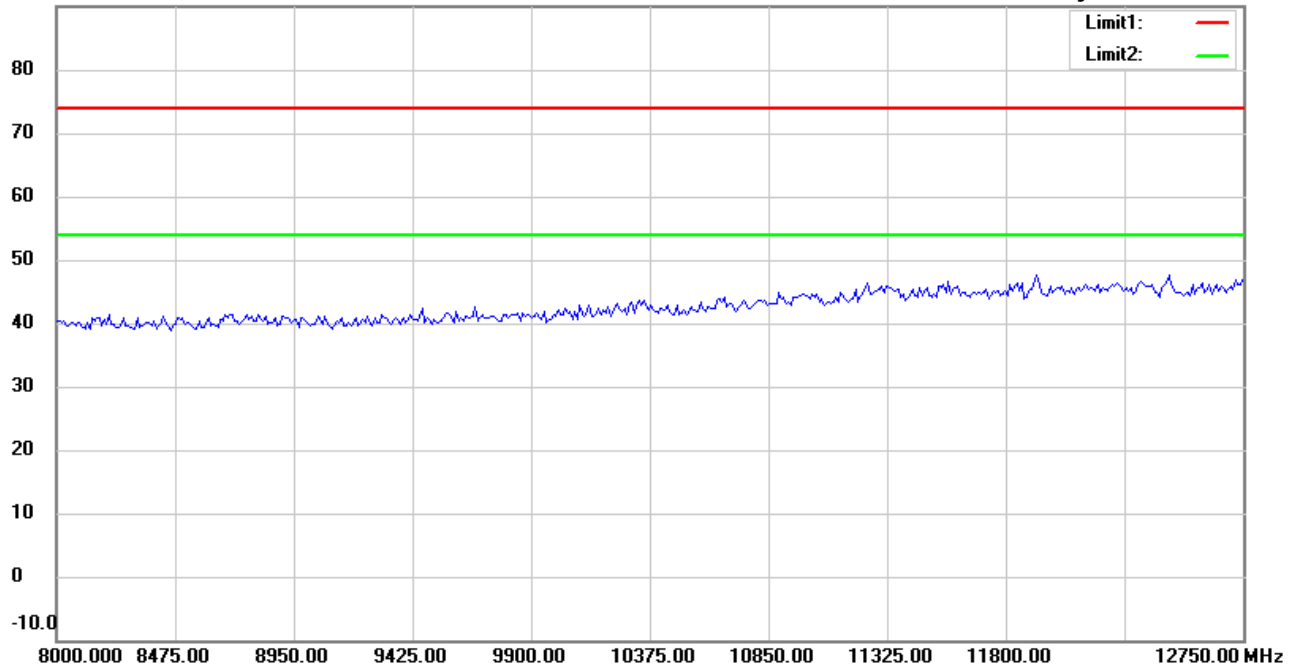
Date: 2/6/2020

Temperature:21.0 °C

90.0 dBuV/m

Time: 7:54:44 AM

Humidity:61.1 %



Site : Chamber

Condition : FCC\_part 15 RE-Class B\_Above 1GHz\_PK

Polarization: *Horizontal*

EUT : W6M21912-19560

Power : 120 Va.c.

M/N:

Distance: 3m

Test Mode : RX 2402MHz

Note :

Mk.	Frequency (MHz)	Reading (dBuV)	Detector	Corr. factor (dB/m)	Result (dBuV/m)	Limit (dBuV/m)	Ant.Pos (cm)	Tab.Pos (deg.)	Margin (dB)	Comment
-----	-----------------	----------------	----------	---------------------	-----------------	----------------	--------------	----------------	-------------	---------

\*:Maximum data    x:Over limit    !:over margin



Address:6F.,No.58,Ln 188,Ruey Kuang Rd,Neihu,Taipei  
 Tel:+886-2-6606-8877  
 Fax:+886-2-6606-8879

Radiated Emission Measurement

Operator: Allen

File :3

Data :#6

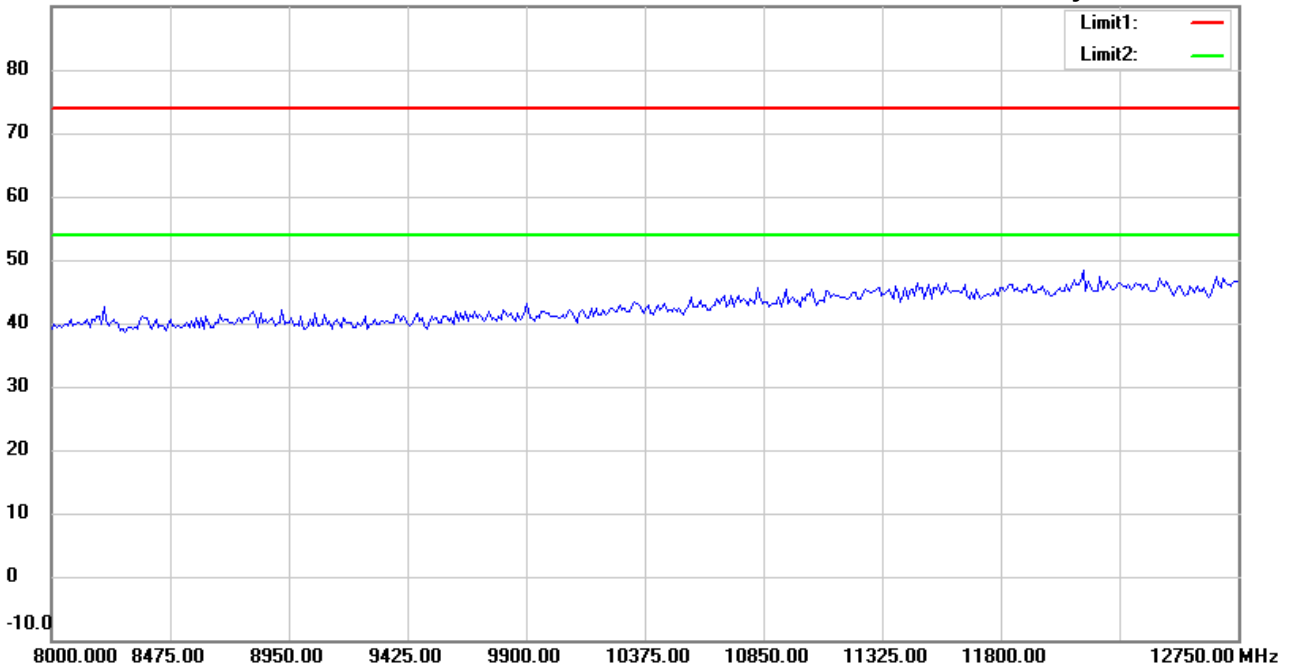
Date: 2/6/2020

Temperature:21.0 °C

90.0 dBuV/m

Time: 7:55:41 AM

Humidity:61.1 %



Site : Chamber

Condition : FCC\_part 15 RE-Class B\_Above 1GHz\_PK

Polarization: *Vertical*

EUT : W6M21912-19560

Power : 120 Va.c.

M/N:

Distance: 3m

Test Mode : RX 2402MHz

Note :

Mk.	Frequency (MHz)	Reading (dBuV)	Detector	Corr. factor (dB/m)	Result (dBuV/m)	Limit (dBuV/m)	Ant.Pos (cm)	Tab.Pos (deg.)	Margin (dB)	Comment
-----	-----------------	----------------	----------	---------------------	-----------------	----------------	--------------	----------------	-------------	---------

\*:Maximum data    x:Over limit    !:over margin



Address:6F.,No.58,Ln 188,Ruey Kuang Rd,Neihu,Taipei  
 Tel:+886-2-6606-8877  
 Fax:+886-2-6606-8879

Radiated Emission Measurement

Operator: Allen

File :3

Data :#3

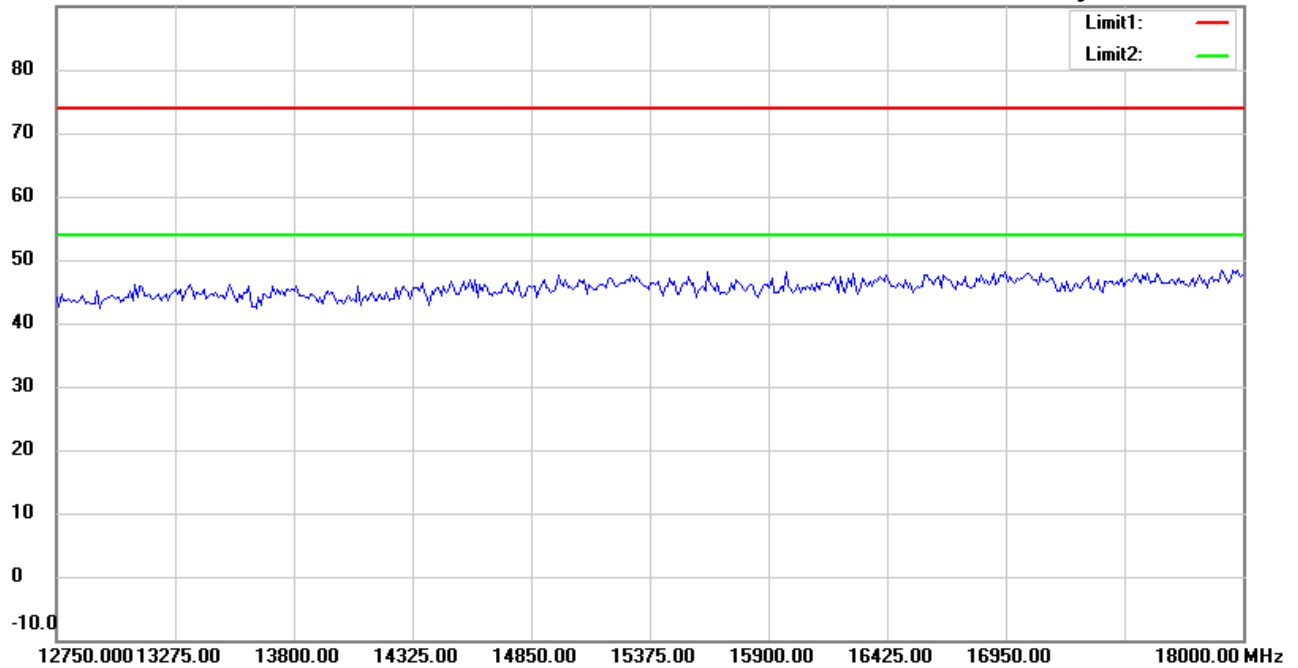
Date: 2/6/2020

Temperature:21.0 °C

90.0 dBuV/m

Time: 7:55:09 AM

Humidity:61.1 %



Site : Chamber

Condition : FCC\_part 15 RE-Class B\_Above 1GHz\_PK

Polarization: *Horizontal*

EUT : W6M21912-19560

Power : 120 Va.c.

M/N:

Distance: 3m

Test Mode : RX 2402MHz

Note :

Mk.	Frequency (MHz)	Reading (dBuV)	Detector	Corr. factor (dB/m)	Result (dBuV/m)	Limit (dBuV/m)	Ant.Pos (cm)	Tab.Pos (deg.)	Margin (dB)	Comment
-----	-----------------	----------------	----------	---------------------	-----------------	----------------	--------------	----------------	-------------	---------

\*:Maximum data    x:Over limit    !:over margin



Address:6F.,No.58,Ln 188,Ruey Kuang Rd,Neihu,Taipei  
 Tel:+886-2-6606-8877  
 Fax:+886-2-6606-8879

Radiated Emission Measurement

Operator: Allen

File :3

Data :#7

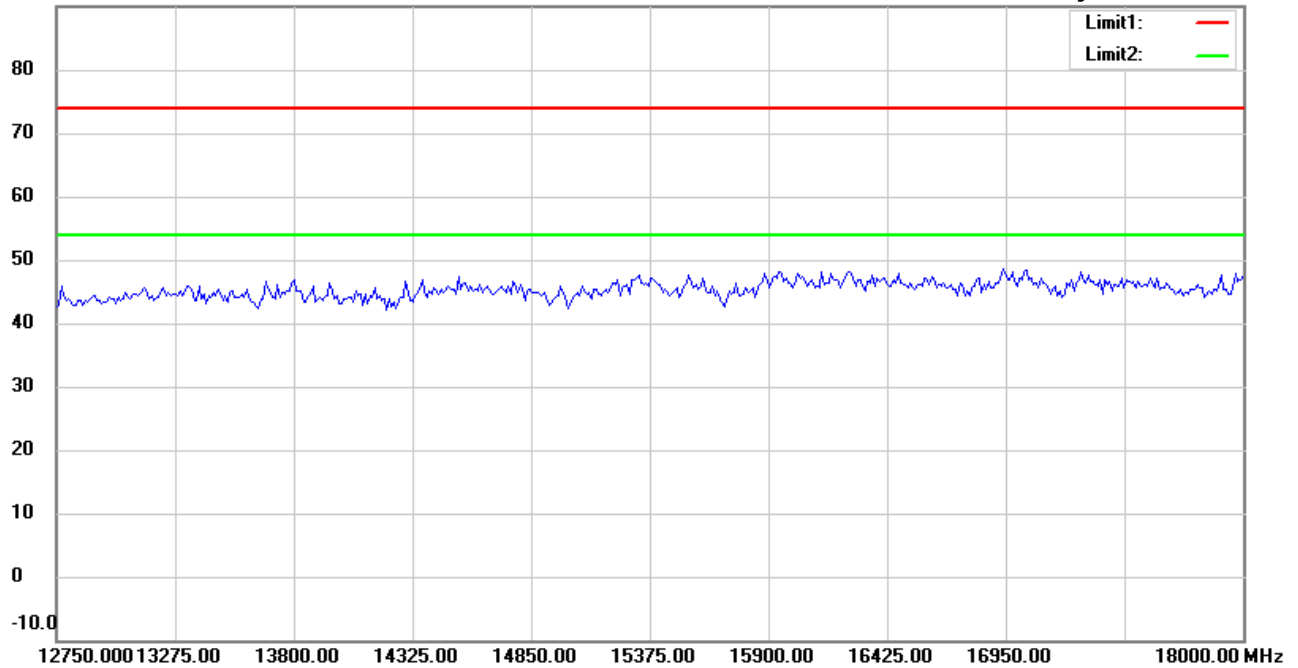
Date: 2/6/2020

Temperature:21.0 °C

90.0 dBuV/m

Time: 7:56:07 AM

Humidity:61.1 %



Site : Chamber

Condition : FCC\_part 15 RE-Class B\_Above 1GHz\_PK

Polarization: *Vertical*

EUT : W6M21912-19560

Power : 120 Va.c.

M/N:

Distance: 3m

Test Mode : RX 2402MHz

Note :

Mk.	Frequency (MHz)	Reading (dBuV)	Detector	Corr. factor (dB/m)	Result (dBuV/m)	Limit (dBuV/m)	Ant.Pos (cm)	Tab.Pos (deg.)	Margin (dB)	Comment
-----	-----------------	----------------	----------	---------------------	-----------------	----------------	--------------	----------------	-------------	---------

\*:Maximum data    x:Over limit    !:over margin



Address:6F.,No.58,Ln 188,Ruey Kuang Rd,Neihu,Taipei  
 Tel:+886-2-6606-8877  
 Fax:+886-2-6606-8879

Radiated Emission Measurement

Operator: Allen

File :3

Data :#4

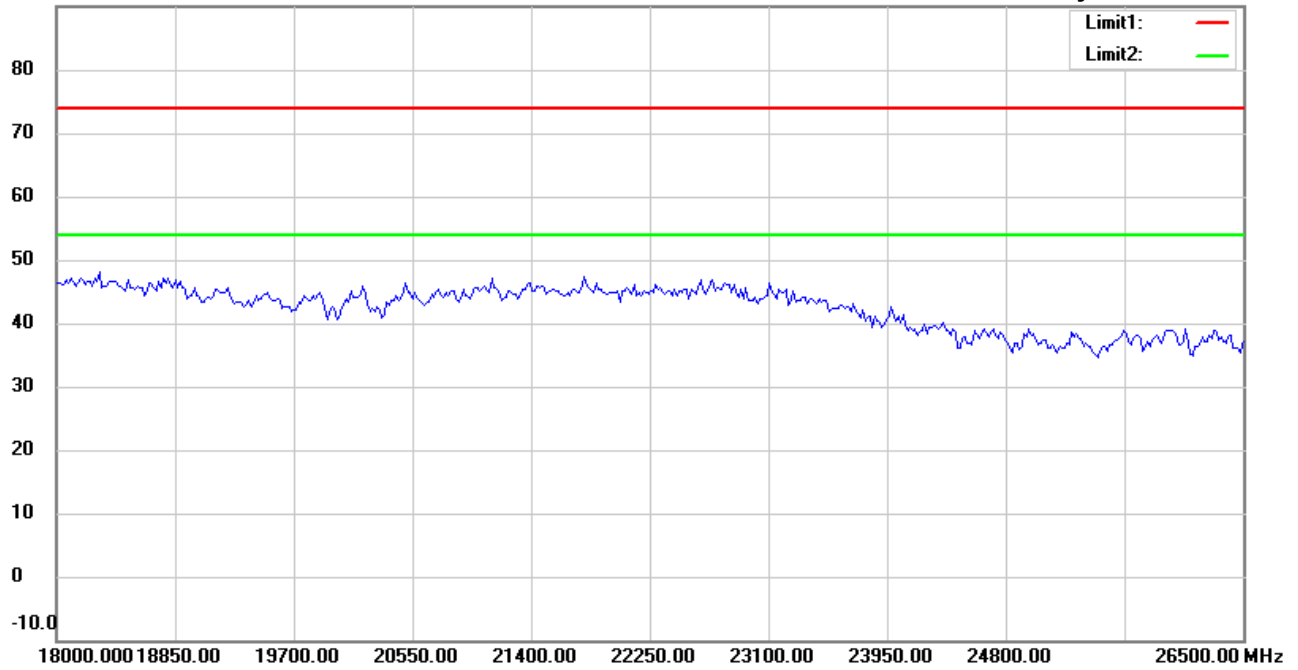
Date: 2/6/2020

Temperature:21.0 °C

90.0 dBuV/m

Time: 7:55:20 AM

Humidity:61.1 %



Site : Chamber

Condition : FCC\_part 15 RE-Class B\_Above 1GHz\_PK

EUT : W6M21912-19560

M/N:

Test Mode : RX 2402MHz

Note :

Polarization: *Horizontal*

Power : 120 Va.c.

Distance: 3m

Mk.	Frequency (MHz)	Reading (dBuV)	Detector	Corr. factor (dB/m)	Result (dBuV/m)	Limit (dBuV/m)	Ant.Pos (cm)	Tab.Pos (deg.)	Margin (dB)	Comment
-----	-----------------	----------------	----------	---------------------	-----------------	----------------	--------------	----------------	-------------	---------

\*:Maximum data    x:Over limit    !:over margin



Address:6F.,No.58,Ln 188,Ruey Kuang Rd,Neihu,Taipei  
 Tel:+886-2-6606-8877  
 Fax:+886-2-6606-8879

Radiated Emission Measurement

Operator: Allen

File :3

Data :#8

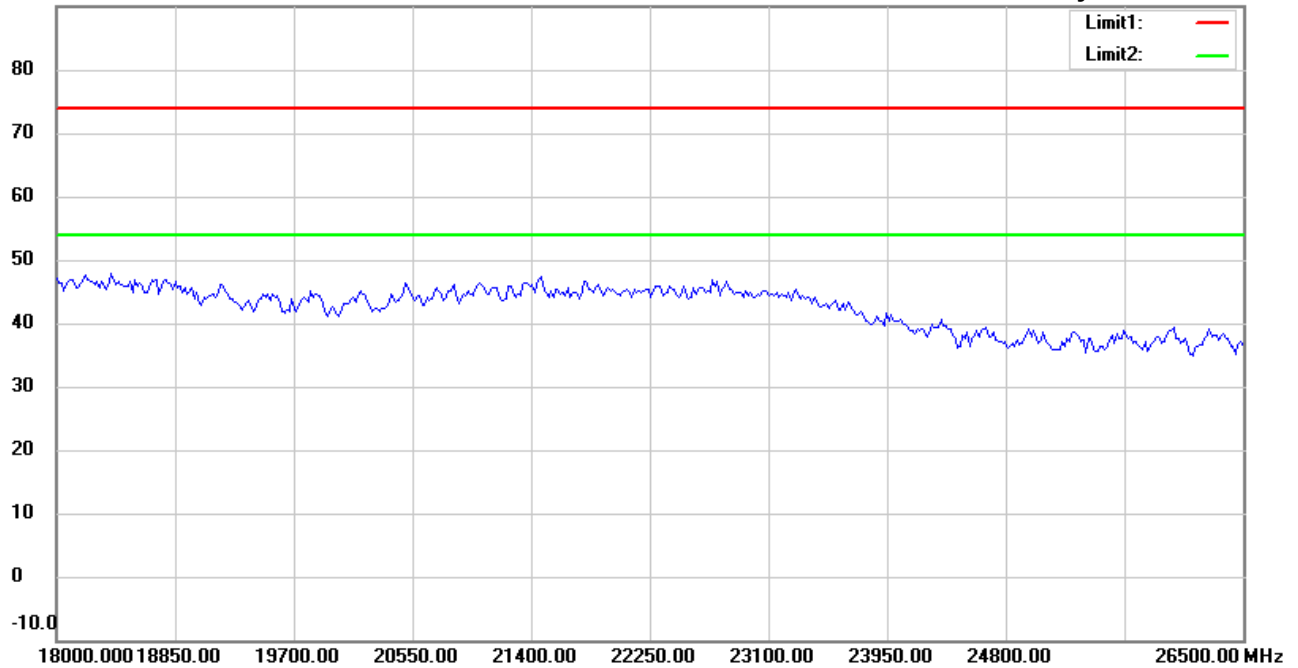
Date: 2/6/2020

Temperature:21.0 °C

90.0 dBuV/m

Time: 7:56:18 AM

Humidity:61.1 %



Site : Chamber

Condition : FCC\_part 15 RE-Class B\_Above 1GHz\_PK

Polarization: *Vertical*

EUT : W6M21912-19560

Power : 120 Va.c.

M/N:

Distance: 3m

Test Mode : RX 2402MHz

Note :

Mk.	Frequency (MHz)	Reading (dBuV)	Detector	Corr. factor (dB/m)	Result (dBuV/m)	Limit (dBuV/m)	Ant.Pos (cm)	Tab.Pos (deg.)	Margin (dB)	Comment
-----	-----------------	----------------	----------	---------------------	-----------------	----------------	--------------	----------------	-------------	---------

\*:Maximum data    x:Over limit    !:over margin



Radiated Emission Measurement

Operator: Allen

File :3

Data :#1

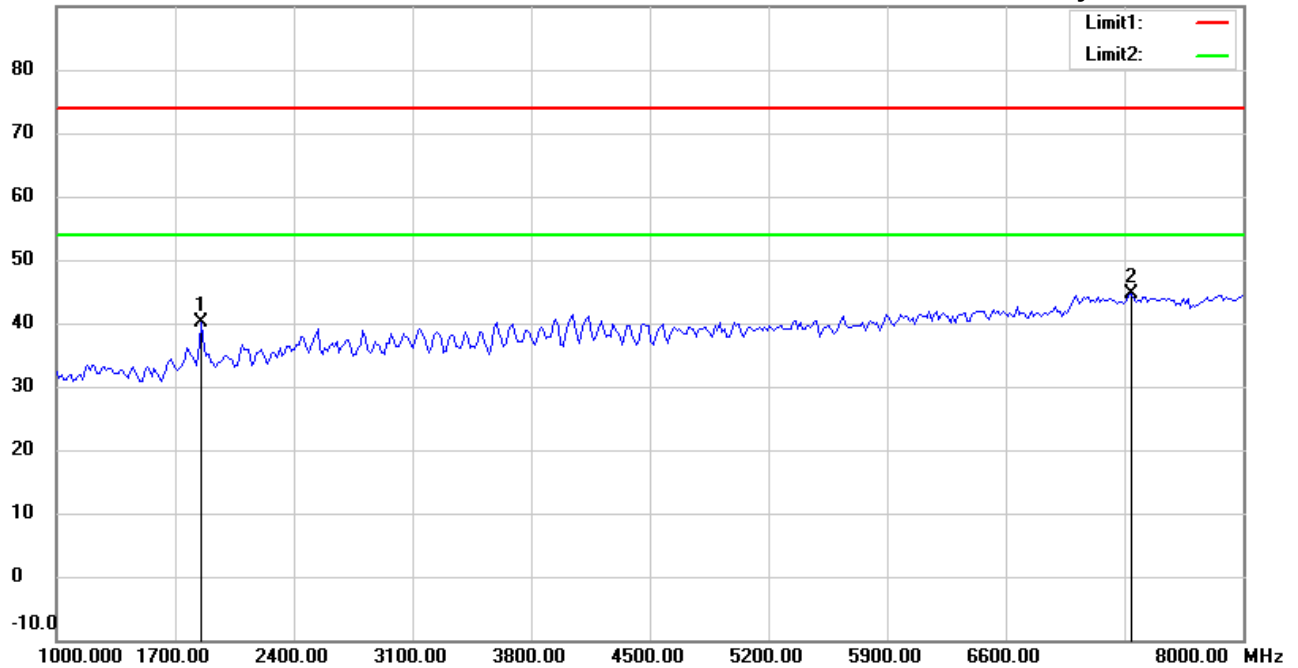
Date: 2/6/2020

Temperature:21.0 °C

90.0 dBuV/m

Time: 7:57:24 AM

Humidity:61.1 %



Site : Chamber

Condition : FCC\_part 15 RE-Class B\_Above 1GHz\_PK

Polarization: *Horizontal*

EUT : W6M21912-19560

Power : 120 Va.c.

M/N:

Distance: 3m

Test Mode : RX 2440MHz

Note :

Mk.	Frequency (MHz)	Reading (dBuV)	Detector	Corr. factor (dB/m)	Result (dBuV/m)	Limit (dBuV/m)	Ant.Pos (cm)	Tab.Pos (deg.)	Margin (dB)	Comment
	1855.711	47.65	peak	-7.63	40.02	74.00	150	170	-33.98	
*	7340.681	40.98	peak	3.54	44.52	74.00	150	315	-29.48	





Radiated Emission Measurement

Operator: Allen

File :3

Data :#5

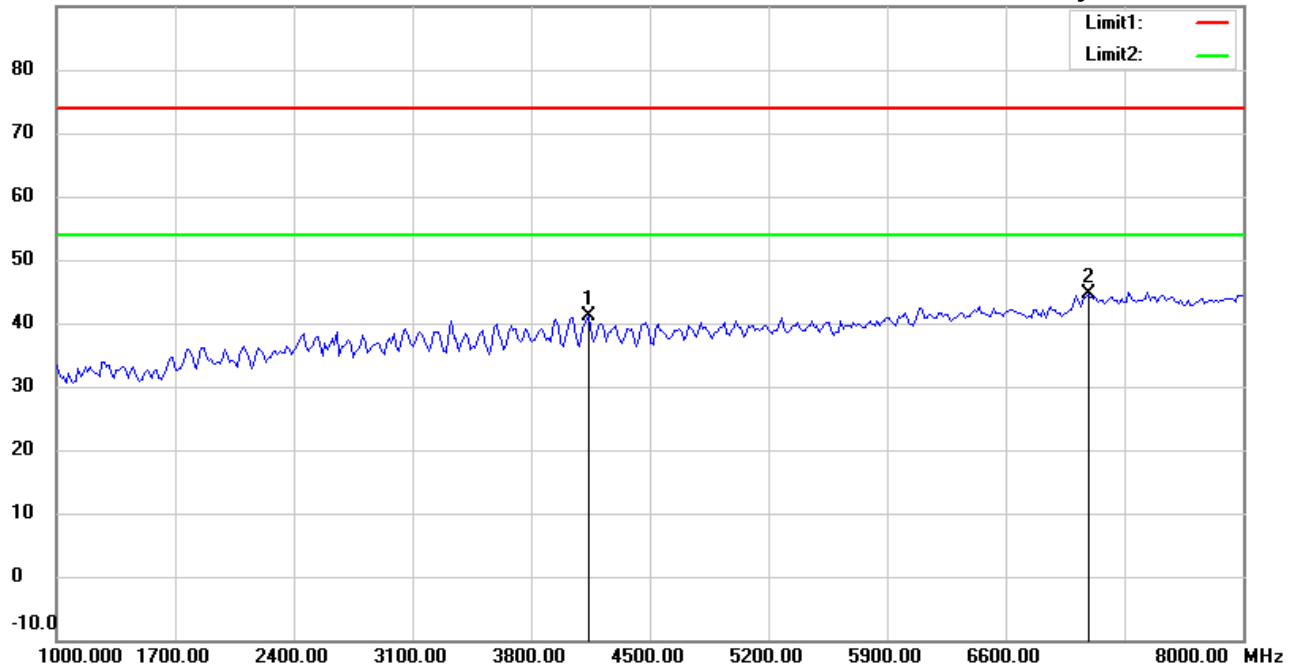
Date: 2/6/2020

Temperature:21.0 °C

90.0 dBuV/m

Time: 7:58:21 AM

Humidity:61.1 %



Site : Chamber

Condition : FCC\_part 15 RE-Class B\_Above 1GHz\_PK

Polarization: *Vertical*

EUT : W6M21912-19560

Power : 120 Va.c.

M/N:

Distance: 3m

Test Mode : RX 2440MHz

Note :

Mk.	Frequency (MHz)	Reading (dBuV)	Detector	Corr. factor (dB/m)	Result (dBuV/m)	Limit (dBuV/m)	Ant.Pos (cm)	Tab.Pos (deg.)	Margin (dB)	Comment
	4142.284	43.35	peak	-2.30	41.05	74.00	150	70	-32.95	
*	7088.176	40.99	peak	3.55	44.54	74.00	150	135	-29.46	



Address:6F.,No.58,Ln 188,Ruey Kuang Rd,Neihu,Taipei  
 Tel:+886-2-6606-8877  
 Fax:+886-2-6606-8879

**Radiated Emission Measurement**

Operator: Allen

File :3

Data :#2

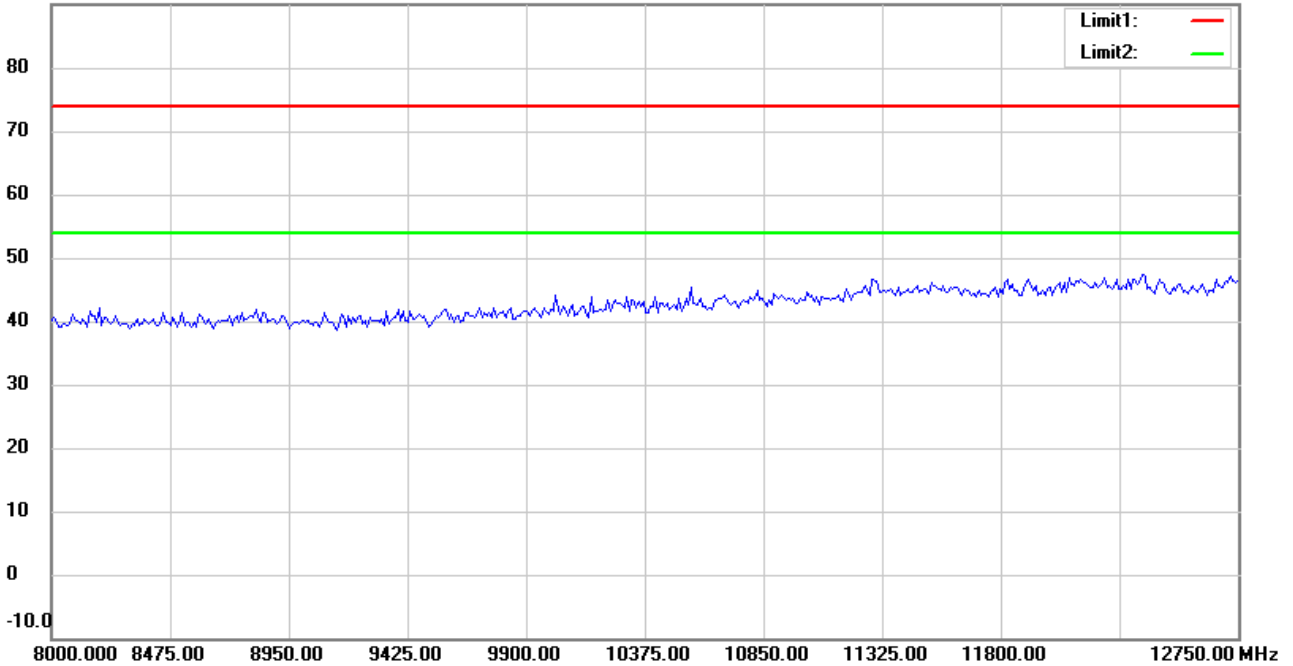
Date: 2/6/2020

Temperature:21.0 °C

90.0 dBuV/m

Time: 7:57:37 AM

Humidity:61.1 %



Site : Chamber

Condition : FCC\_part 15 RE-Class B\_Above 1GHz\_PK

Polarization: *Horizontal*

EUT : W6M21912-19560

Power : 120 Va.c.

M/N:

Distance: 3m

Test Mode : RX 2440MHz

Note :

Mk.	Frequency (MHz)	Reading (dBuV)	Detector	Corr. factor (dB/m)	Result (dBuV/m)	Limit (dBuV/m)	Ant.Pos (cm)	Tab.Pos (deg.)	Margin (dB)	Comment
-----	-----------------	----------------	----------	---------------------	-----------------	----------------	--------------	----------------	-------------	---------

\*:Maximum data    x:Over limit    !:over margin



Address:6F.,No.58,Ln 188,Ruey Kuang Rd,Neihu,Taipei  
 Tel:+886-2-6606-8877  
 Fax:+886-2-6606-8879

Radiated Emission Measurement

Operator: Allen

File :3

Data :#6

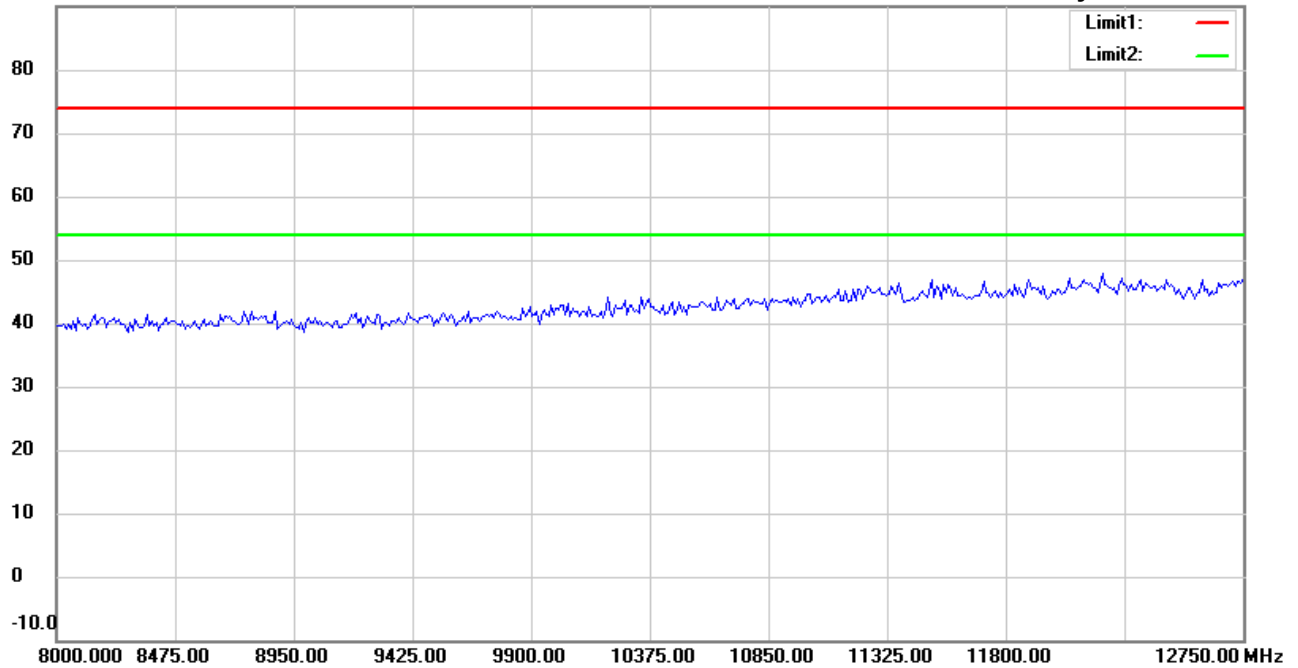
Date: 2/6/2020

Temperature:21.0 °C

90.0 dBuV/m

Time: 7:58:35 AM

Humidity:61.1 %



Site : Chamber

Condition : FCC\_part 15 RE-Class B\_Above 1GHz\_PK

Polarization: *Vertical*

EUT : W6M21912-19560

Power : 120 Va.c.

M/N:

Distance: 3m

Test Mode : RX 2440MHz

Note :

Mk.	Frequency (MHz)	Reading (dBuV)	Detector	Corr. factor (dB/m)	Result (dBuV/m)	Limit (dBuV/m)	Ant.Pos (cm)	Tab.Pos (deg.)	Margin (dB)	Comment
-----	-----------------	----------------	----------	---------------------	-----------------	----------------	--------------	----------------	-------------	---------

\*:Maximum data    x:Over limit    !:over margin



Address:6F.,No.58,Ln 188,Ruey Kuang Rd,Neihu,Taipei  
 Tel:+886-2-6606-8877  
 Fax:+886-2-6606-8879

Radiated Emission Measurement

Operator: Allen

File :3

Data :#3

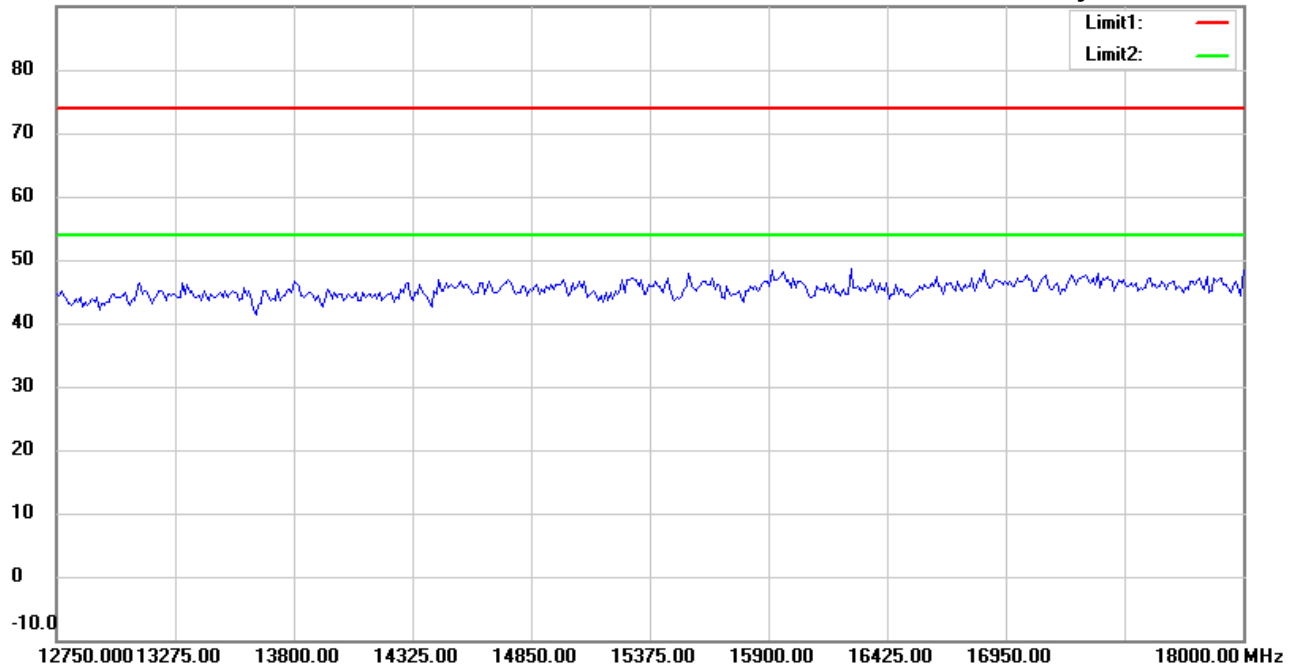
Date: 2/6/2020

Temperature:21.0 °C

90.0 dBuV/m

Time: 7:58:02 AM

Humidity:61.1 %



Site : Chamber

Condition : FCC\_part 15 RE-Class B\_Above 1GHz\_PK

Polarization: *Horizontal*

EUT : W6M21912-19560

Power : 120 Va.c.

M/N:

Distance: 3m

Test Mode : RX 2440MHz

Note :

Mk.	Frequency (MHz)	Reading (dBuV)	Detector	Corr. factor (dB/m)	Result (dBuV/m)	Limit (dBuV/m)	Ant.Pos (cm)	Tab.Pos (deg.)	Margin (dB)	Comment
-----	-----------------	----------------	----------	---------------------	-----------------	----------------	--------------	----------------	-------------	---------

\*:Maximum data    x:Over limit    !:over margin



Address:6F.,No.58,Ln 188,Ruey Kuang Rd,Neihu,Taipei  
 Tel:+886-2-6606-8877  
 Fax:+886-2-6606-8879

Radiated Emission Measurement

Operator: Allen

File :3

Data :#7

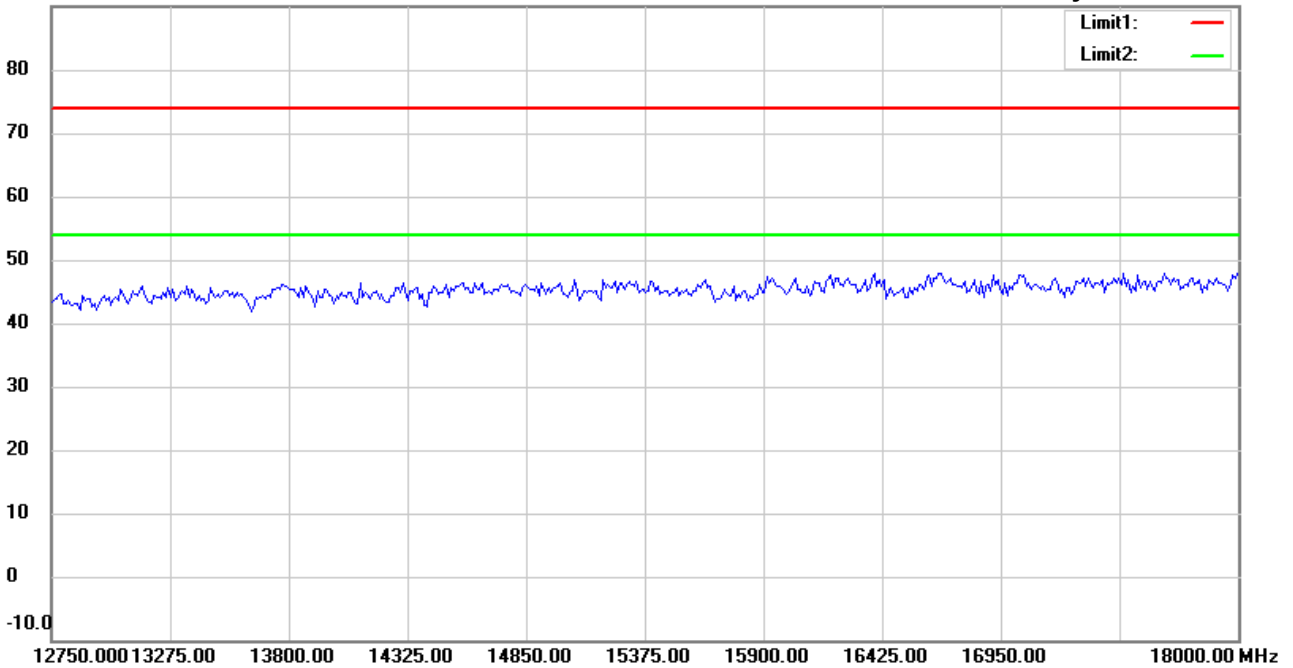
Date: 2/6/2020

Temperature:21.0 °C

90.0 dBuV/m

Time: 7:59:00 AM

Humidity:61.1 %



Site : Chamber

Condition : FCC\_part 15 RE-Class B\_Above 1GHz\_PK

Polarization: *Vertical*

EUT : W6M21912-19560

Power : 120 Va.c.

M/N:

Distance: 3m

Test Mode : RX 2440MHz

Note :

Mk.	Frequency (MHz)	Reading (dBuV)	Detector	Corr. factor (dB/m)	Result (dBuV/m)	Limit (dBuV/m)	Ant.Pos (cm)	Tab.Pos (deg.)	Margin (dB)	Comment
-----	-----------------	----------------	----------	---------------------	-----------------	----------------	--------------	----------------	-------------	---------

\*:Maximum data    x:Over limit    !:over margin



Address:6F.,No.58,Ln 188,Ruey Kuang Rd,Neihu,Taipei  
 Tel:+886-2-6606-8877  
 Fax:+886-2-6606-8879

Radiated Emission Measurement

Operator: Allen

File :3

Data :#4

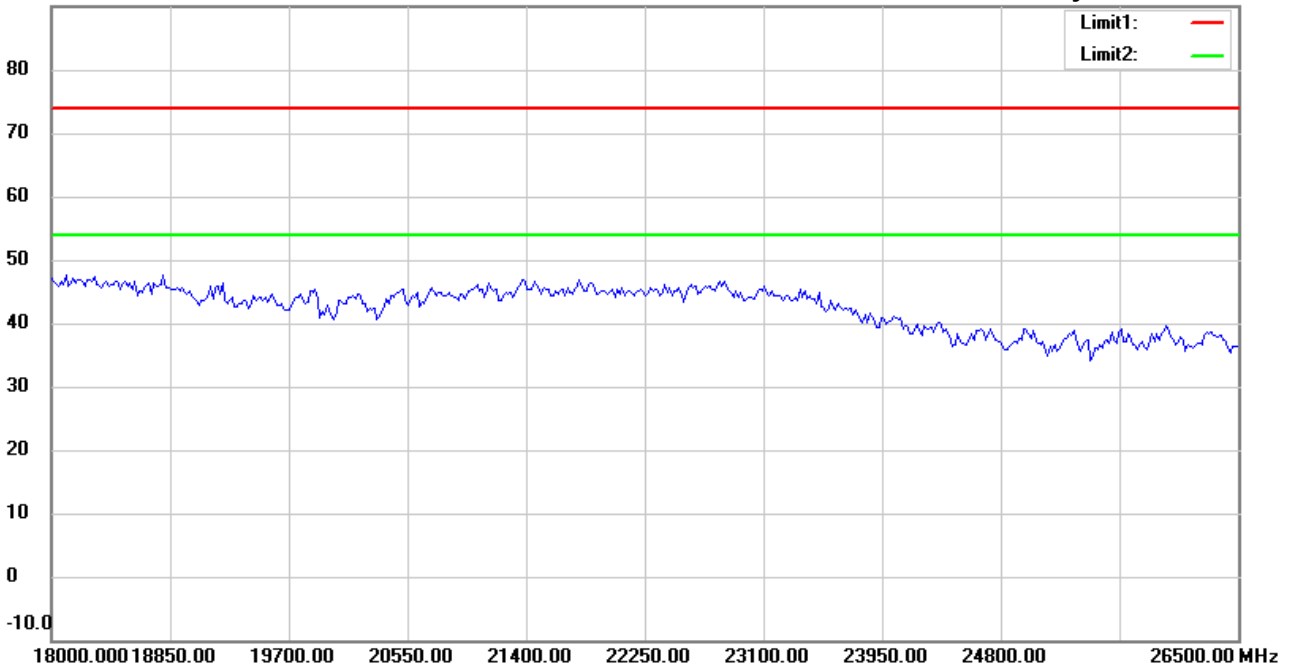
Date: 2/6/2020

Temperature:21.0 °C

90.0 dBuV/m

Time: 7:58:13 AM

Humidity:61.1 %



Site : Chamber

Condition : FCC\_part 15 RE-Class B\_Above 1GHz\_PK

Polarization: *Horizontal*

EUT : W6M21912-19560

Power : 120 Va.c.

M/N:

Distance: 3m

Test Mode : RX 2440MHz

Note :

Mk.	Frequency (MHz)	Reading (dBuV)	Detector	Corr. factor (dB/m)	Result (dBuV/m)	Limit (dBuV/m)	Ant.Pos (cm)	Tab.Pos (deg.)	Margin (dB)	Comment
-----	-----------------	----------------	----------	---------------------	-----------------	----------------	--------------	----------------	-------------	---------

\*:Maximum data    x:Over limit    !:over margin



Address:6F.,No.58,Ln 188,Ruey Kuang Rd,Neihu,Taipei  
 Tel:+886-2-6606-8877  
 Fax:+886-2-6606-8879

Radiated Emission Measurement

Operator: Allen

File :3

Data :#8

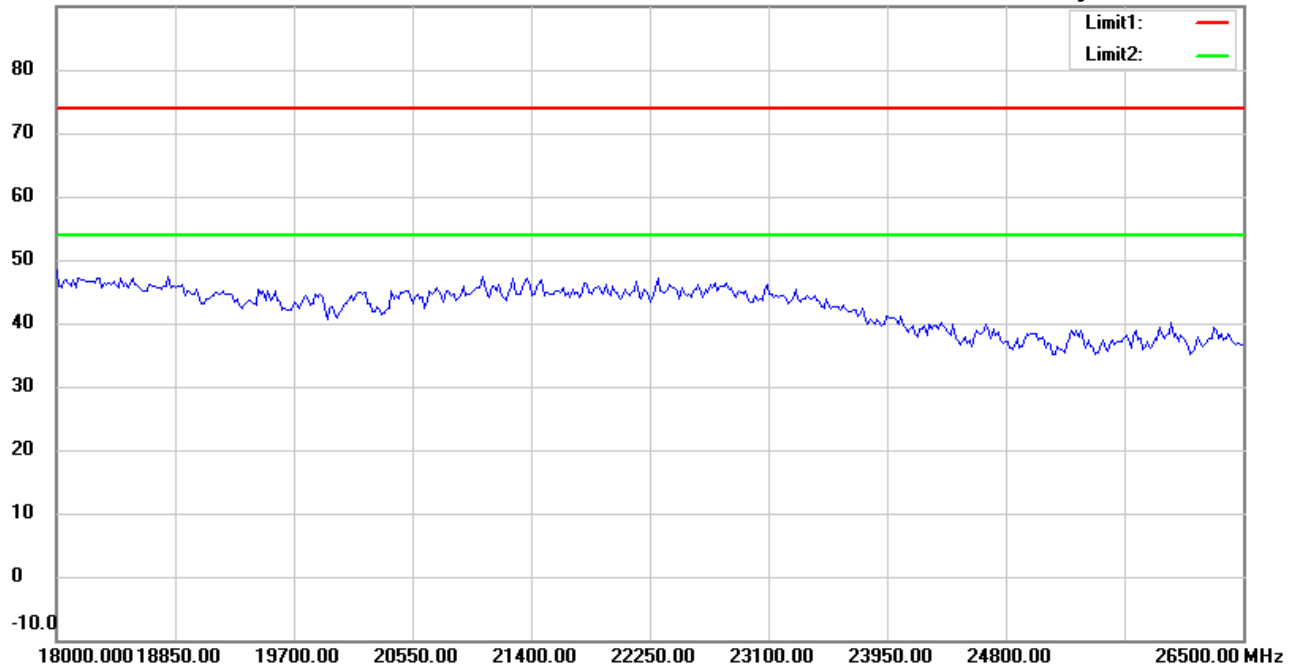
Date: 2/6/2020

Temperature:21.0 °C

90.0 dBuV/m

Time: 7:59:11 AM

Humidity:61.1 %



Site : Chamber

Condition : FCC\_part 15 RE-Class B\_Above 1GHz\_PK

Polarization: *Vertical*

EUT : W6M21912-19560

Power : 120 Va.c.

M/N:

Distance: 3m

Test Mode : RX 2440MHz

Note :

Mk.	Frequency (MHz)	Reading (dBuV)	Detector	Corr. factor (dB/m)	Result (dBuV/m)	Limit (dBuV/m)	Ant.Pos (cm)	Tab.Pos (deg.)	Margin (dB)	Comment
-----	-----------------	----------------	----------	---------------------	-----------------	----------------	--------------	----------------	-------------	---------

\*:Maximum data    x:Over limit    !:over margin



Radiated Emission Measurement

Operator: Allen

File :3

Data :#1

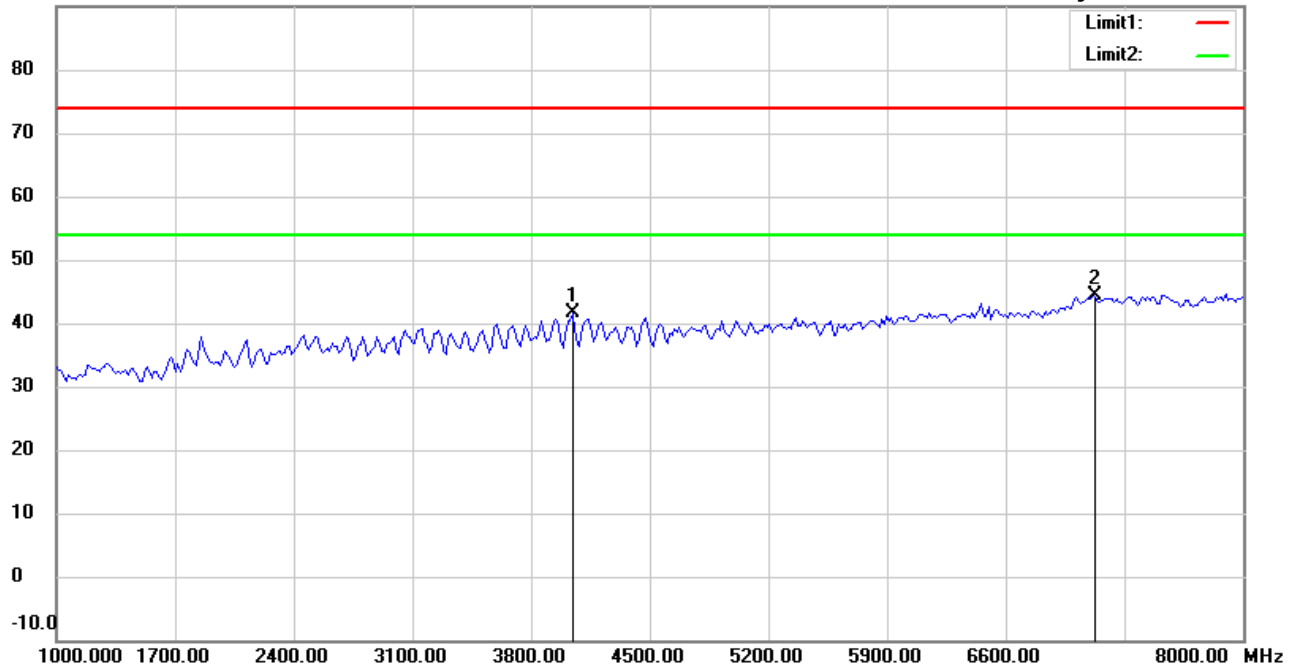
Date: 2/6/2020

Temperature:21.0 °C

90.0 dBuV/m

Time: 8:00:21 AM

Humidity:61.1 %



Site : Chamber

Condition : FCC\_part 15 RE-Class B\_Above 1GHz\_PK

EUT : W6M21912-19560

M/N:

Test Mode : RX 2480MHz

Note :

Polarization: *Horizontal*

Power : 120 Va.c.

Distance: 3m

Mk.	Frequency (MHz)	Reading (dBuV)	Detector	Corr. factor (dB/m)	Result (dBuV/m)	Limit (dBuV/m)	Ant.Pos (cm)	Tab.Pos (deg.)	Margin (dB)	Comment
	4044.088	43.80	peak	-2.24	41.56	74.00	150	300	-32.44	
*	7116.233	40.79	peak	3.50	44.29	74.00	150	360	-29.71	





Radiated Emission Measurement

Operator: Allen

File :3

Data :#5

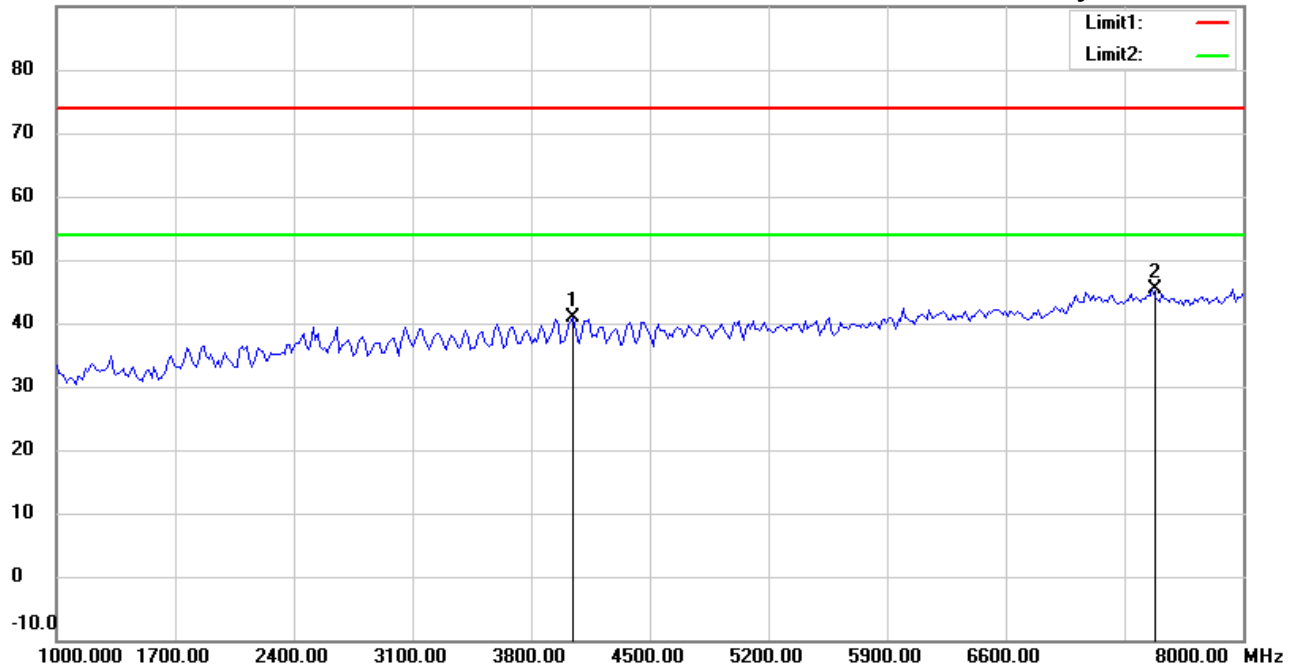
Date: 2/6/2020

Temperature:21.0 °C

90.0 dBuV/m

Time: 8:01:18 AM

Humidity:61.1 %



Site : Chamber

Condition : FCC\_part 15 RE-Class B\_Above 1GHz\_PK

EUT : W6M21912-19560

M/N:

Test Mode : RX 2480MHz

Note :

Polarization: **Vertical**

Power : 120 Va.c.

Distance: 3m

Mk.	Frequency (MHz)	Reading (dBuV)	Detector	Corr. factor (dB/m)	Result (dBuV/m)	Limit (dBuV/m)	Ant.Pos (cm)	Tab.Pos (deg.)	Margin (dB)	Comment
	4044.088	43.08	peak	-2.24	40.84	74.00	150	205	-33.16	
*	7466.934	41.63	peak	3.69	45.32	74.00	150	110	-28.68	



Address:6F.,No.58,Ln 188,Ruey Kuang Rd,Neihu,Taipei  
 Tel:+886-2-6606-8877  
 Fax:+886-2-6606-8879

Radiated Emission Measurement

Operator: Allen

File :3

Data :#2

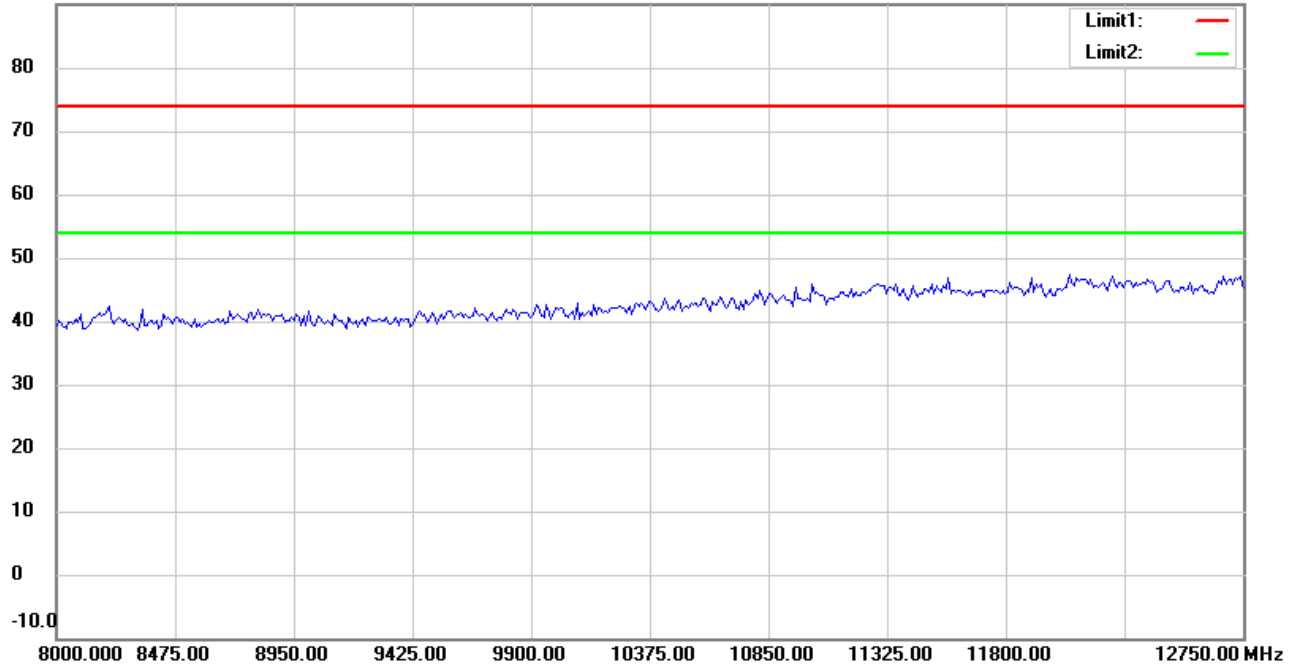
Date: 2/6/2020

Temperature:21.0 °C

90.0 dBuV/m

Time: 8:00:33 AM

Humidity:61.1 %



Site : Chamber

Condition : FCC\_part 15 RE-Class B\_Above 1GHz\_PK

Polarization: *Horizontal*

EUT : W6M21912-19560

Power : 120 Va.c.

M/N:

Distance: 3m

Test Mode : RX 2480MHz

Note :

Mk.	Frequency (MHz)	Reading (dBuV)	Detector	Corr. factor (dB/m)	Result (dBuV/m)	Limit (dBuV/m)	Ant.Pos (cm)	Tab.Pos (deg.)	Margin (dB)	Comment
-----	-----------------	----------------	----------	---------------------	-----------------	----------------	--------------	----------------	-------------	---------

\*:Maximum data    x:Over limit    !:over margin



Address:6F.,No.58,Ln 188,Ruey Kuang Rd,Neihu,Taipei  
 Tel:+886-2-6606-8877  
 Fax:+886-2-6606-8879

Radiated Emission Measurement

Operator: Allen

File :3

Data :#6

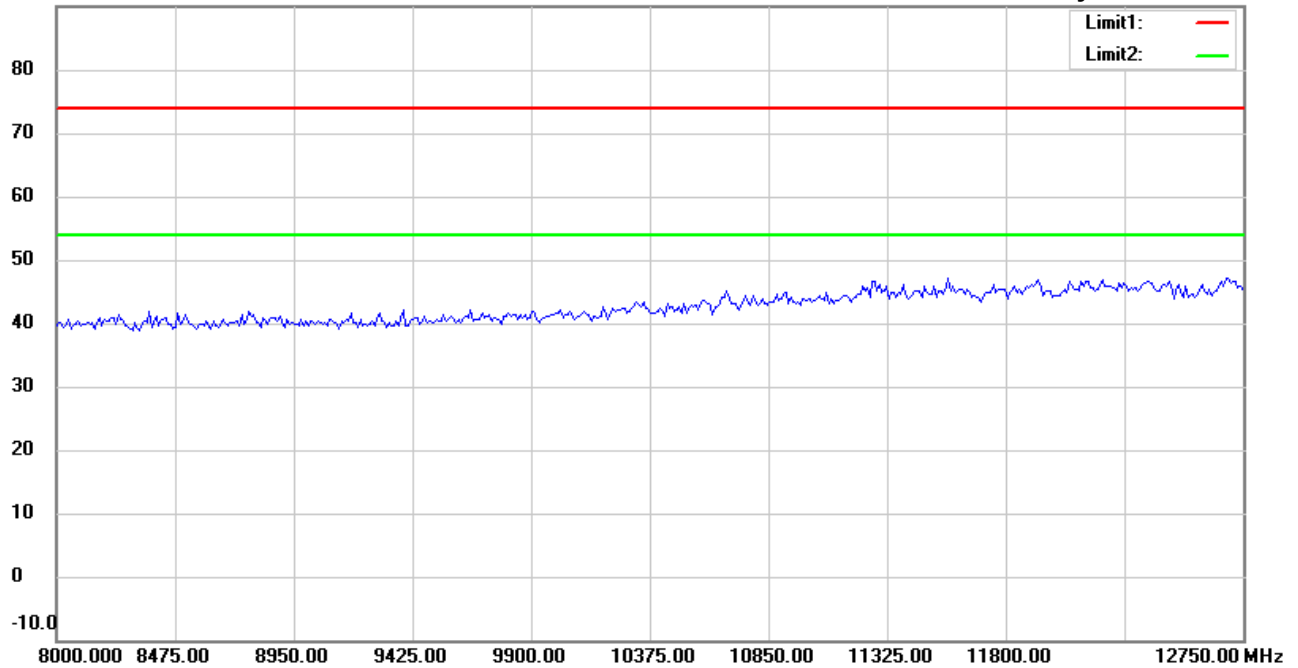
Date: 2/6/2020

Temperature:21.0 °C

90.0 dBuV/m

Time: 8:01:31 AM

Humidity:61.1 %



Site : Chamber

Condition : FCC\_part 15 RE-Class B\_Above 1GHz\_PK

Polarization: *Vertical*

EUT : W6M21912-19560

Power : 120 Va.c.

M/N:

Distance: 3m

Test Mode : RX 2480MHz

Note :

Mk.	Frequency (MHz)	Reading (dBuV)	Detector	Corr. factor (dB/m)	Result (dBuV/m)	Limit (dBuV/m)	Ant.Pos (cm)	Tab.Pos (deg.)	Margin (dB)	Comment
-----	-----------------	----------------	----------	---------------------	-----------------	----------------	--------------	----------------	-------------	---------

\*:Maximum data    x:Over limit    !:over margin



Address:6F.,No.58,Ln 188,Ruey Kuang Rd,Neihu,Taipei  
 Tel:+886-2-6606-8877  
 Fax:+886-2-6606-8879

Radiated Emission Measurement

Operator: Allen

File :3

Data :#3

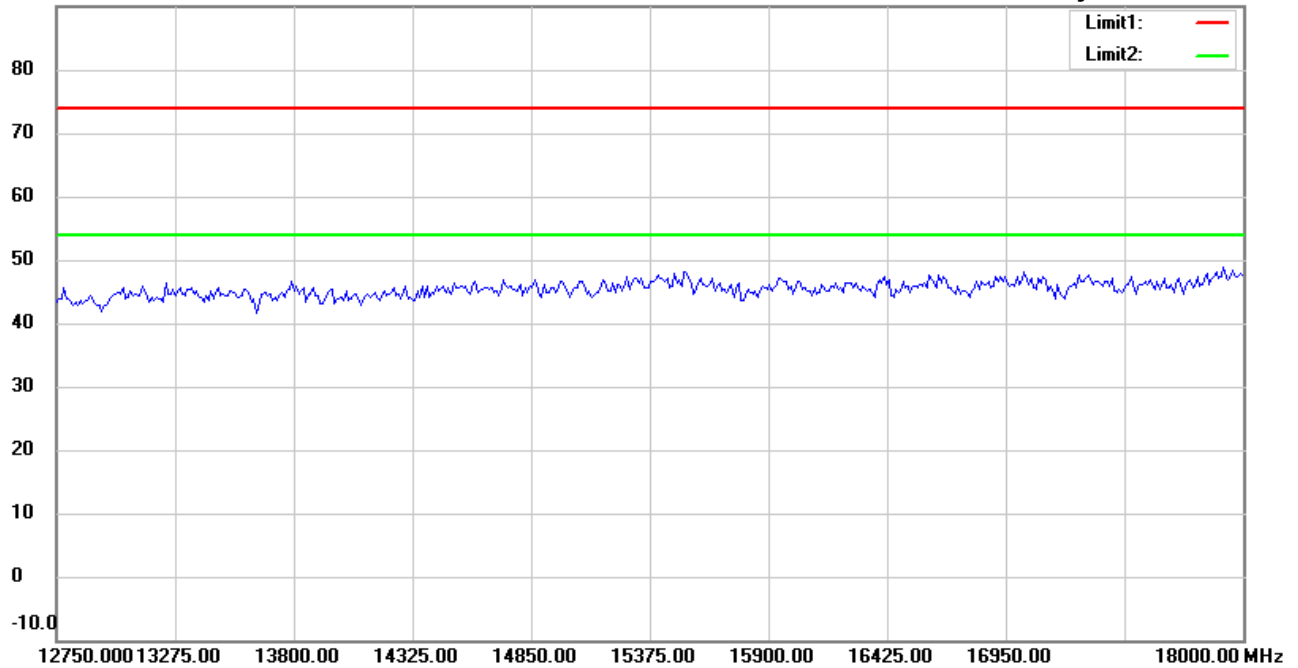
Date: 2/6/2020

Temperature:21.0 °C

90.0 dBuV/m

Time: 8:00:59 AM

Humidity:61.1 %



Site : Chamber

Condition : FCC\_part 15 RE-Class B\_Above 1GHz\_PK

Polarization: *Horizontal*

EUT : W6M21912-19560

Power : 120 Va.c.

M/N:

Distance: 3m

Test Mode : RX 2480MHz

Note :

Mk.	Frequency (MHz)	Reading (dBuV)	Detector	Corr. factor (dB/m)	Result (dBuV/m)	Limit (dBuV/m)	Ant.Pos (cm)	Tab.Pos (deg.)	Margin (dB)	Comment
-----	-----------------	----------------	----------	---------------------	-----------------	----------------	--------------	----------------	-------------	---------

\*:Maximum data    x:Over limit    !:over margin



Address:6F.,No.58,Ln 188,Ruey Kuang Rd,Neihu,Taipei  
 Tel:+886-2-6606-8877  
 Fax:+886-2-6606-8879

Radiated Emission Measurement

Operator: Allen

File :3

Data :#7

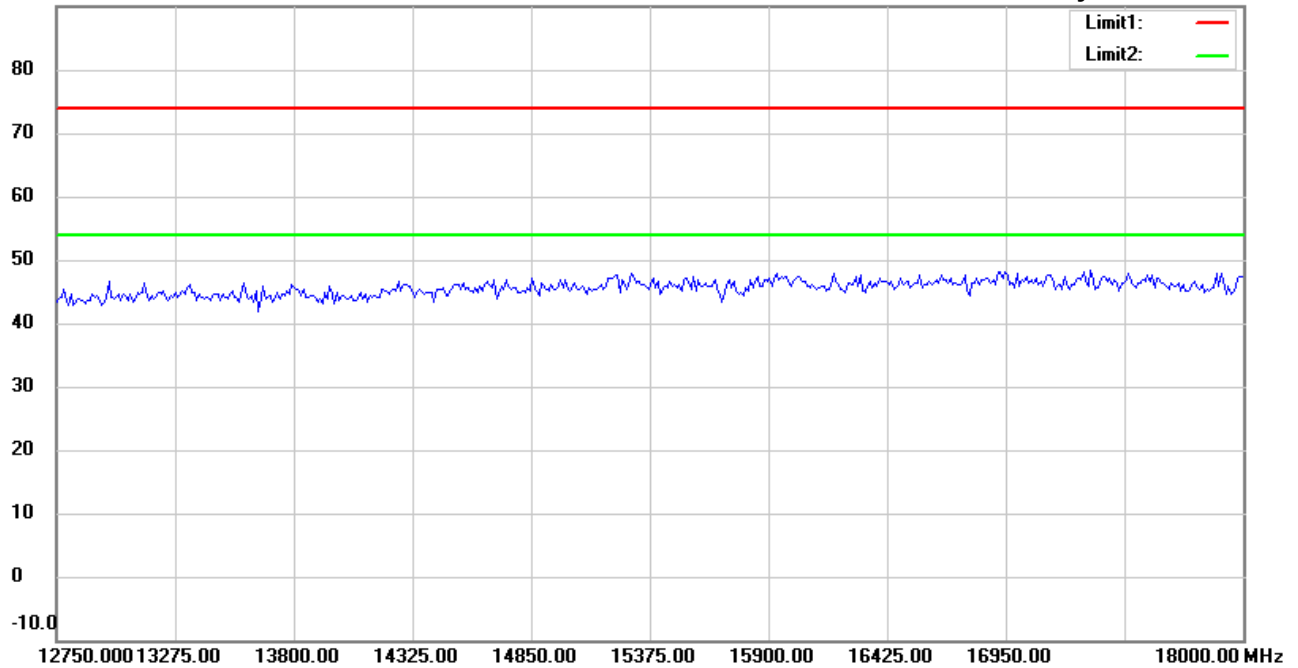
Date: 2/6/2020

Temperature:21.0 °C

90.0 dBuV/m

Time: 8:01:56 AM

Humidity:61.1 %



Site : Chamber

Condition : FCC\_part 15 RE-Class B\_Above 1GHz\_PK

Polarization: *Vertical*

EUT : W6M21912-19560

Power : 120 Va.c.

M/N:

Distance: 3m

Test Mode : RX 2480MHz

Note :

Mk.	Frequency (MHz)	Reading (dBuV)	Detector	Corr. factor (dB/m)	Result (dBuV/m)	Limit (dBuV/m)	Ant.Pos (cm)	Tab.Pos (deg.)	Margin (dB)	Comment
-----	-----------------	----------------	----------	---------------------	-----------------	----------------	--------------	----------------	-------------	---------

\*:Maximum data    x:Over limit    !:over margin



Address:6F.,No.58,Ln 188,Ruey Kuang Rd,Neihu,Taipei  
 Tel:+886-2-6606-8877  
 Fax:+886-2-6606-8879

Radiated Emission Measurement

Operator: Allen

File :3

Data :#4

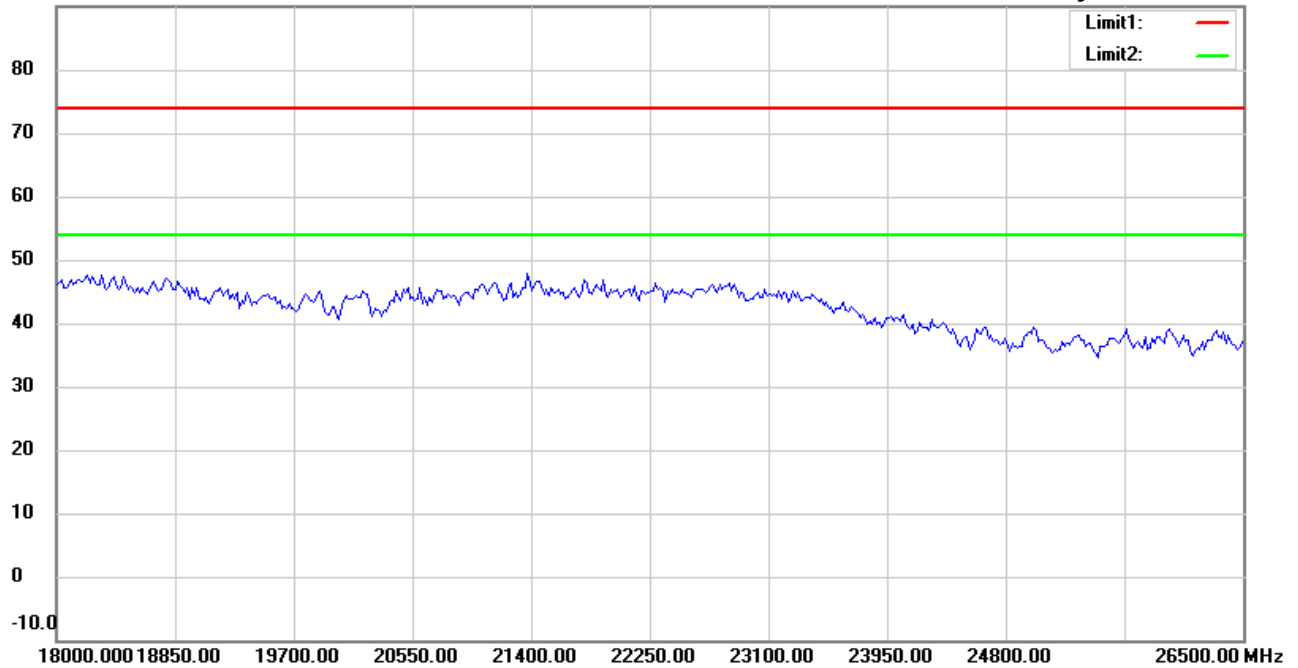
Date: 2/6/2020

Temperature:21.0 °C

90.0 dBuV/m

Time: 8:01:09 AM

Humidity:61.1 %



Site : Chamber

Condition : FCC\_part 15 RE-Class B\_Above 1GHz\_PK

Polarization: *Horizontal*

EUT : W6M21912-19560

Power : 120 Va.c.

M/N:

Distance: 3m

Test Mode : RX 2480MHz

Note :

Mk.	Frequency (MHz)	Reading (dBuV)	Detector	Corr. factor (dB/m)	Result (dBuV/m)	Limit (dBuV/m)	Ant.Pos (cm)	Tab.Pos (deg.)	Margin (dB)	Comment
-----	-----------------	----------------	----------	---------------------	-----------------	----------------	--------------	----------------	-------------	---------

\*:Maximum data    x:Over limit    !:over margin



Address:6F.,No.58,Ln 188,Ruey Kuang Rd,Neihu,Taipei  
 Tel:+886-2-6606-8877  
 Fax:+886-2-6606-8879

**Radiated Emission Measurement**

Operator: Allen

File :3

Data :#8

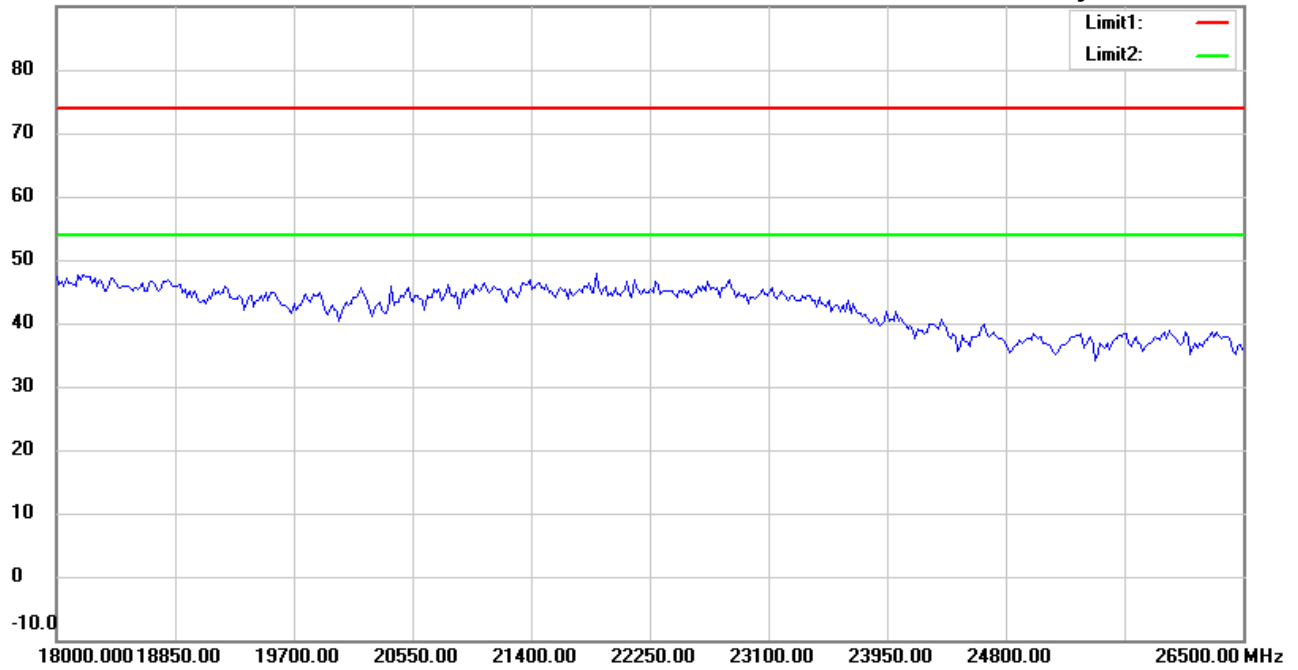
Date: 2/6/2020

Temperature:21.0 °C

90.0 dBuV/m

Time: 8:02:07 AM

Humidity:61.1 %



Site : Chamber

Condition : FCC\_part 15 RE-Class B\_Above 1GHz\_PK

Polarization: *Vertical*

EUT : W6M21912-19560

Power : 120 Va.c.

M/N:

Distance: 3m

Test Mode : RX 2480MHz

Note :

Mk.	Frequency (MHz)	Reading (dBuV)	Detector	Corr. factor (dB/m)	Result (dBuV/m)	Limit (dBuV/m)	Ant.Pos (cm)	Tab.Pos (deg.)	Margin (dB)	Comment
-----	-----------------	----------------	----------	---------------------	-----------------	----------------	--------------	----------------	-------------	---------

\*:Maximum data    x:Over limit    !:over margin