



## Shenzhen Huaxia Testing Technology Co., Ltd

1F., Block A of Tongsheng Technology Building, Huahui Road, Dalang Street, Longhua District, Shenzhen, China

Telephone: +86-755-26648640  
Fax: +86-755-26648637  
Website: [www.cqa-cert.com](http://www.cqa-cert.com)

Report Template Version: V03  
Report Template Revision Date: Mar.1st, 2017

# RF Exposure Evaluation Report

**Report No. :** CQASZ20180800180E-02

**Applicant:** Wonders Technology Co.,Ltd

**Address of Applicant:** 4/F, Tower A, 3rd Building, Tian'an Cloud Park, Bantian Avenue, Longgang District, Shenzhen 518129, China

**Manufacturer:** Wonders Technology Co.,Ltd

**Address of Manufacturer:** 4/F, Tower A, 3rd Building, Tian'an Cloud Park, Bantian Avenue, Longgang District, Shenzhen 518129, China

**Equipment Under Test (EUT):**

**Product:** Bluetooth Headset

**Model No.:** 7198-69, S-09

**Test Model No.:** 7198-69

**Brand Name:** N/A


**FCC ID:** WC2-DSS09


**Standards:** 47 CFR Part 1.1307  
47 CFR Part 2.1093  
KDB447498D01 General RF Exposure Guidance v06


**Date of Test:** 2018-08-27 to 2018-08-30

**Date of Issue:** 2018-08-30

**Test Result :** **PASS\***

**Tested By:**   
\_\_\_\_\_  
( Martin Lee)

**Reviewed By:**   
\_\_\_\_\_  
( Jack Ai)

**Approved By:**   
\_\_\_\_\_  
( Jack Ai)



\* In the configuration tested, the EUT complied with the standards specified above.

The test report is effective only with both signature and specialized stamp, The result(s) shown in this report refer only to the sample(s) tested. Without written approval of CQA, this report can't be reproduced except in full.

## 1 Version

### Revision History Of Report

Report No.	Version	Description	Issue Date
CQASZ20180800180E-02	Rev.01	Initial report	2018-08-30

## 2 Contents

	Page
1 VERSION .....	2
2 CONTENTS .....	3
3 GENERAL INFORMATION.....	4
3.1 CLIENT INFORMATION.....	4
3.2 GENERAL DESCRIPTION OF EUT .....	4
4 SAR EVALUATION .....	5
4.1 RF EXPOSURE COMPLIANCE REQUIREMENT .....	5
4.1.1 <i>Standard Requirement</i> .....	5
4.1.2 <i>Limits</i> .....	5
4.1.3 <i>EUT RF Exposure</i> .....	5

### 3 General Information

#### 3.1 Client Information

Applicant:	Wonders Technology Co.,Ltd
Address of Applicant:	4/F, Tower A, 3rd Building, Tian'an Cloud Park, Bantian Avenue, Longgang District, Shenzhen 518129, China
Manufacturer:	Wonders Technology Co.,Ltd
Address of Manufacturer:	4/F, Tower A, 3rd Building, Tian'an Cloud Park, Bantian Avenue, Longgang District, Shenzhen 518129, China

#### 3.2 General Description of EUT

Product Name:	Bluetooth Headset
Model No.:	7198-69, S-09
Test Model No.:	7198-69
Trade Mark:	N/A
Hardware Version:	V0.1
Software Version:	V0.2
Operation Frequency:	2402MHz~2480MHz
Bluetooth Version:	V4.2
Modulation Technique:	Frequency Hopping Spread Spectrum(FHSS)
Modulation Type:	GFSK, $\pi/4$ DQPSK, 8DPSK
Number of Channel:	79
Hopping Channel Type:	Adaptive Frequency Hopping systems
Sample Type:	Portable production
Test Software of EUT:	Blue test 1.0 (manufacturer declare )
Antenna Type:	Integral antenna
Antenna Gain:	0dBi
Power Supply:	lithium battery:DC3.7V, 125mAh, Charge by DC5.0V

All model: 7198-69, S-09

Only the model 7198-69 was tested, since the electrical circuit design, layout, components used and internal wiring were identical for the above models, with difference being color of appearance and model name.

## 4 SAR Evaluation

### 4.1 RF Exposure Compliance Requirement

#### 4.1.1 Standard Requirement

According to KDB447498D01 General RF Exposure Guidance v06

##### 4.3.1. Standalone SAR test exclusion considerations

Unless specifically required by the published RF exposure KDB procedures, standalone 1-g head or body and 10-g extremity SAR evaluation for general population exposure conditions, by measurement or numerical simulation, is not required when the corresponding SAR Exclusion Threshold condition, listed below, is satisfied.

#### 4.1.2 Limits

The 1-g and 10-g SAR test exclusion thresholds for 100 MHz to 6 GHz at test separation distances  $\leq 50$  mm are determined by:

$$\left[ \frac{\text{max. power of channel, including tune-up tolerance, mW}}{\text{min. test separation distance, mm}} \right] \cdot \sqrt{f(\text{GHz})} \leq 3.0 \text{ for 1-g SAR and } \leq 7.5 \text{ for 10-g extremity SAR, where}$$

$f(\text{GHz})$  is the RF channel transmit frequency in GHz

Power and distance are rounded to the nearest mW and mm before calculation<sup>17</sup>

The result is rounded to one decimal place for comparison

The test exclusions are applicable only when the minimum test separation distance is  $\leq 50$  mm and for transmission frequencies between 100 MHz and 6 GHz. When the minimum test separation distance is  $< 5$  mm, a distance of 5 mm is applied to determine SAR test exclusion

#### 4.1.3 EUT RF Exposure

For BT:

##### Measurement Data

GFSK mode	
Test channel	Peak Output Power (dBm)
Lowest	-1.840
Middle	-1.630
Highest	-1.040
$\pi/4$ DQPSK mode	
Test channel	Peak Output Power (dBm)
Lowest	-0.970
Middle	-0.740
Highest	-0.960
8DPSK mode	
Test channel	Peak Output Power (dBm)
Lowest	-0.720
Middle	0.720
Highest	-0.900

Measurement Data						
Channel	Maximum Peak Conducted Output Power (dBm)	Tune up tolerance (dBm)	Maximum tune-up Power		Calculated value	Exclusion threshold
			(dBm)	(mW)		
Lowest (2402MHz)	-0.720	0±1	1	1.259	0.390	3.0
Middle (2440MHz)	0.720	0±1	1	1.259	0.393	
Highest (2480MHz)	-0.900	0±1	1	1.259	0.397	
Conclusion: the calculated value $\leq 3.0$ , SAR is exempted.						

Remark: The Max Conducted Peak Output Power data refer to report Report No.: CQASZ20180800180E-01