



# Test Report

## FCC Part15 Subpart E

Product Name : Wireless Access point  
Model No. : ATOM-AP30  
FCC ID : WBV-ATOM-AP30

Applicant : Aerohive Networks, Inc  
Address : Aerohive Networks 1011 McCarthy Boulevard  
Milpitas, CA 95035 United States

Date of Receipt : Dec. 20, 2017  
Test Date : Dec. 21, 2017~ Jan. 20, 2018  
Issued Date : Apr. 02, 2018  
Report No. : 17C2130R-RF-US-P09V01  
Report Version : V1.2

The test results relate only to the samples tested.

The test results shown in the test report are traceable to the national/international standard through the calibration of the equipment and evaluated measurement uncertainty herein.

This report must not be used to claim product endorsement by TAF, A2LA any agency of the government.

The test report shall not be reproduced without the written approval of DEKRA Testing and Certification (Suzhou) Co., Ltd.

# Test Report Certification

Issued Date : Apr. 02, 2018  
Report No. : 17C2130R-RF-US-P09V01



Product Name : Virtual Reality System  
 Applicant : Aerohive Networks, Inc  
 Address : Aerohive Networks1011 McCarthy Boulevard  
 Milpitas, CA 95035 United States  
 Manufacturer : Aerohive Networks, Inc  
 Address : Aerohive Networks1011 McCarthy Boulevard  
 Milpitas, CA 95035 United States  
 Model No. : ATOM-AP30  
 FCC ID : WBV-ATOM-AP30  
 EUT Voltage : DC 5V/2A, 10W  
 Test Voltage : AC 120V/60Hz  
 Brand Name : Aerohive  
 Applicable Standard : FCC CFR Title 47 Part 15 Subpart E  
 ANSI C63.10:2013;  
 789033 D02 General UNII Test Procedures New Rules v02r01  
 KDB 662911 D01 Multiple Transmitter Output v02r01

Test Result : Complied  
 Performed Location : DEKRA Testing and Certification (Suzhou) Co., Ltd.  
 No.99 Hongye Rd., Suzhou Industrial Park, Suzhou,215006,  
 Jiangsu, China  
 TEL: +86-512-6251-5088 / FAX: +86-512-6251-5098  
 FCC Designation Number: CN1199; ISED Lab Code: 4075B

Documented By : Kitty Li  
 ( Adm. Specialist: Kitty Li )

Reviewed By : Jack Zhang  
 (Senior Engineer: Jack Zhang )

Approved By : Harry Zhao  
 (Engineering Manager: Harry Zhao )

## TABLE OF CONTENTS

Description	Page
1. General Information .....	7
1.1. EUT Description .....	7
1.2. Antenna information .....	8
1.3. Working Frequency of Each Channel: .....	8
1.4. Mode of Operation .....	8
1.5. Tested System Details .....	10
1.6. Configuration of Tested System .....	11
1.7. EUT Exercise Software .....	12
2. Technical Test .....	13
2.1. Summary of Test Result .....	13
2.2. Test Frequency configuration: .....	13
2.3. Power Parameter Value of the test software .....	14
2.4. Power vs Data Rate .....	15
2.5. Duty Cycle .....	17
2.6. Test Environment .....	19
2.7. Uncertainty .....	19
3. Conducted Emission .....	20
3.1. Test Equipment .....	20
3.2. Test Setup .....	20
3.3. Limit.....	21
3.4. Test Procedure .....	21
3.5. Test Result .....	22
4. Radiated Emission .....	22
4.1. Test Equipment .....	24
4.2. Test Setup .....	25
4.3. Limit.....	26
4.4. Test Procedure .....	29

- 4.5. EUT test Axis definition ..... 30
- 4.6. Test Result ..... 31
- 5. Emission bandwidth and occupied bandwidth ..... 203
  - 5.1. Test Equipment ..... 203
  - 5.2. Test Setup ..... 203
  - 5.3. Limit..... 203
  - 5.4. Test Procedure ..... 204
  - 5.5. EUT test Axis definition ..... 205
  - 5.6. Test Result ..... 206
- 6. 6dB bandwidth ..... 208
  - 6.1. Test Equipment ..... 208
  - 6.2. Test Setup ..... 208
  - 6.3. Limit..... 208
  - 6.4. Test Procedure ..... 209
  - 6.5. EUT test Axis definition ..... 210
  - 6.6. Test Result ..... 211
- 7. Power Output..... 213
  - 7.1. Test Equipment ..... 213
  - 7.2. Test Setup ..... 213
  - 7.3. Limit..... 214
  - 7.4. Test Procedure ..... 215
  - 7.5. EUT test Axis definition ..... 217
  - 7.6. Test Result ..... 218
- 8. Peak Power Spectral Density..... 222
  - 8.1. Test Equipment ..... 222
  - 8.2. Test Setup ..... 222
  - 8.3. Limit..... 223
  - 8.4. Test Procedure ..... 224
  - 8.5. EUT test Axis definition ..... 225

- 8.6. Test Result .....226
- 9. Radiated Emission Band Edge .....234
  - 9.1. Test Equipment .....234
  - 9.2. Test Setup .....234
  - 9.3. Limit.....235
  - 9.4. Test Procedure .....238
  - 9.5. EUT test Axis definition .....239
  - 9.6. Test Result .....240
- 10. Frequency Stability .....456
  - 10.1. Test Equipment .....456
  - 10.2. Test Setup .....456
  - 10.3. Limit.....457
  - 10.4. Test Procedure .....458
  - 10.5. EUT test Axis definition .....459
  - 10.6. Test Result .....460

### History of This Test Report

REPORT NO.	VERSION	DESCRIPTION	ISSUED DATE
17C2130R-RF-US-P09V01	V1.0	Initial Issued Report	Mar. 23, 2018
17C2130R-RF-US-P09V01	V1.1	(1)Update the KDB 789033 version  (2)Page 201-203, add Simultaneous transmission data.	Mar. 31, 2018
17C2130R-RF-US-P09V01	V1.2	(1) Add peer-to-peer client function	Apr. 02, 2018

**1. General Information**

**1.1. EUT Description**

Product Name	Wireless Access point					
Brand Name	Aerohive					
Model No.	ATOM-AP30					
EUT Voltage	DC 5V/2A, 10W					
Type of Modulation	OFDM-BPSK, QPSK, 16QAM, 64QAM, 128QAM, 256QAM					
Data Rate	802.11a: 6/9/12/18/24/36/48/54Mbps					
	802.11n: up to 300Mbps					
	802.11ac: up to 866.6Mbps					
Channel Control	Auto					
Transmit modes	<input checked="" type="checkbox"/>	802.11a	<input checked="" type="checkbox"/>	802.11n(20MHz)	<input checked="" type="checkbox"/>	802.11n(40MHz)
	<input checked="" type="checkbox"/>	802.11ac(20MHz)	<input checked="" type="checkbox"/>	802.11ac(40MHz)	<input checked="" type="checkbox"/>	802.11ac(80MHz)
Support Bands	<input checked="" type="checkbox"/>	5150MHz~5250MHz	<input type="checkbox"/>	Outdoor AP		
			<input checked="" type="checkbox"/>	Indoor AP		
			<input type="checkbox"/>	Fixed point-to-point AP		
			<input type="checkbox"/>	Mobile and Portable Client		
			<input type="checkbox"/>	Peer to peer Client		
	<input type="checkbox"/>	5250MHz~5350MHz				
<input type="checkbox"/>	5470MHz~5725MHz	<input type="checkbox"/>	With TDWR Channels			
		<input type="checkbox"/>	Without TDWR Channels			
<input checked="" type="checkbox"/>	5725MHz~5850MHz					

### 1.2. Antenna information

Antenna Model No.	N/A						
Antenna Manufacturer	N/A						
Antenna Delivery	<input checked="" type="checkbox"/>	1*TX+1*RX	<input checked="" type="checkbox"/>	2*TX+2*RX	<input type="checkbox"/>	3*TX+3*RX	
Antenna Technology	<input checked="" type="checkbox"/>	SISO					
	<input checked="" type="checkbox"/>	MIMO	<input type="checkbox"/>	Basic methodology			
			<input type="checkbox"/>	Sectorized antenna systems			
			<input type="checkbox"/>	Cross-polarized antennas			
			<input type="checkbox"/>	Unequal antenna gains, with equal transmit powers			
			<input type="checkbox"/>	Spatial Multiplexing			
<input checked="" type="checkbox"/>	Cyclic Delay Diversity (CDD)						
Antenna Type	PIFA Antenna						
Antenna Gain							
Antenna Technology	Ant Gain (dBi)						
<input checked="" type="checkbox"/>	SISO	<input checked="" type="checkbox"/>	Ant1	5.5			
		<input checked="" type="checkbox"/>	Ant2	5.5			
<input checked="" type="checkbox"/>	CDD	5.5dBi for Power; 8.5dBi for PSD					

### 1.3. Working Frequency of Each Channel:

802.11a/n/ac(20MHz) Working Frequency of Each Channel:							
Channel	Frequency	Channel	Frequency	Channel	Frequency	Channel	Frequency
36	5180 MHz	40	5200 MHz	44	5220 MHz	48	5240 MHz
149	5745 MHz	153	5765 MHz	157	5785 MHz	161	5805 MHz
165	5825MHz	N/A	N/A	N/A	N/A	N/A	N/A
802.11n/ac(40MHz) Working Frequency of Each Channel:							
Channel	Frequency	Channel	Frequency	Channel	Frequency	Channel	Frequency
38	5190 MHz	46	5230 MHz	151	5755 MHz	159	5795 MHz
802.11ac(80MHz) Working Frequency of Each Channel:							
Channel	Frequency	Channel	Frequency	Channel	Frequency	hannel	Frequency
42	5210 MHz	155	5775 MHz	N/A	N/A	N/A	N/A



#### 1.4. Mode of Operation

DEKRA Testing and Certification (Suzhou) Co., Ltd. has verified the construction and function in typical operation. All the test modes were carried out with the EUT in normal operation, which was shown in this test report and defined as:

Test Mode
Mode 1: Transmit by 802.11a
Mode 2: Transmit by 802.11n(20MHz)
Mode 3: Transmit by 802.11n(40MHz)
Mode 4: Transmit by 802.11ac(20MHz)
Mode 5: Transmit by 802.11ac(40MHz)
Mode 6: Transmit by 802.11ac(80MHz)

Note 1: Regards to the frequency band operation: the lowest, middle and highest frequency of channel were selected to perform the test, then shown on this report.

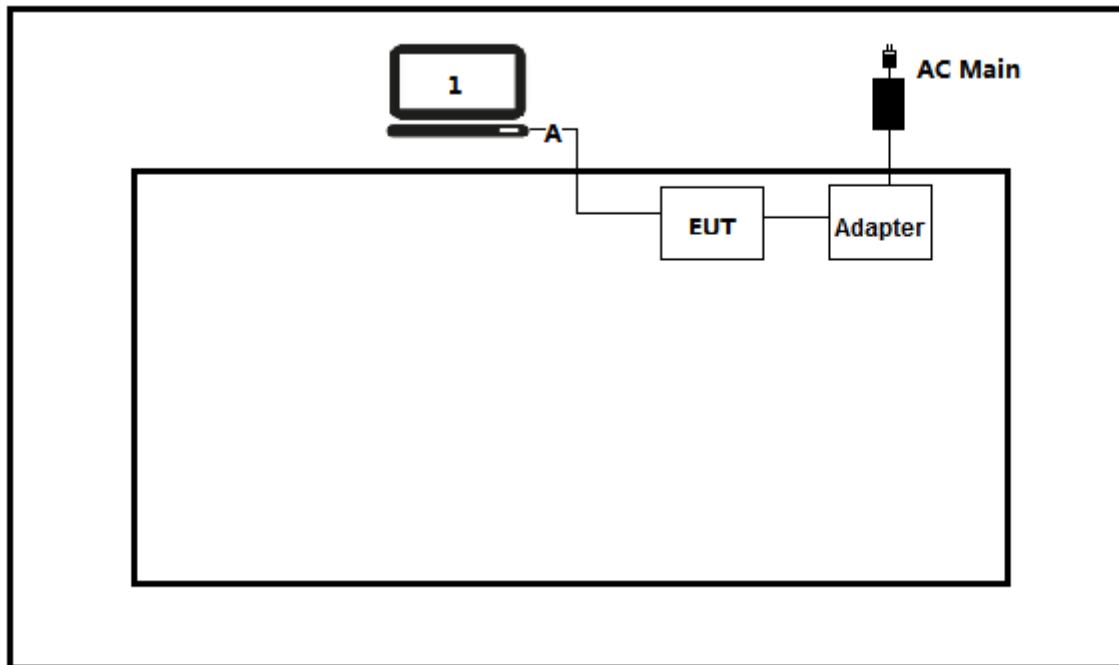
### 1.5. Tested System Details

The types for all equipment, plus descriptions of all cables used in the tested system (including inserted cards) are:

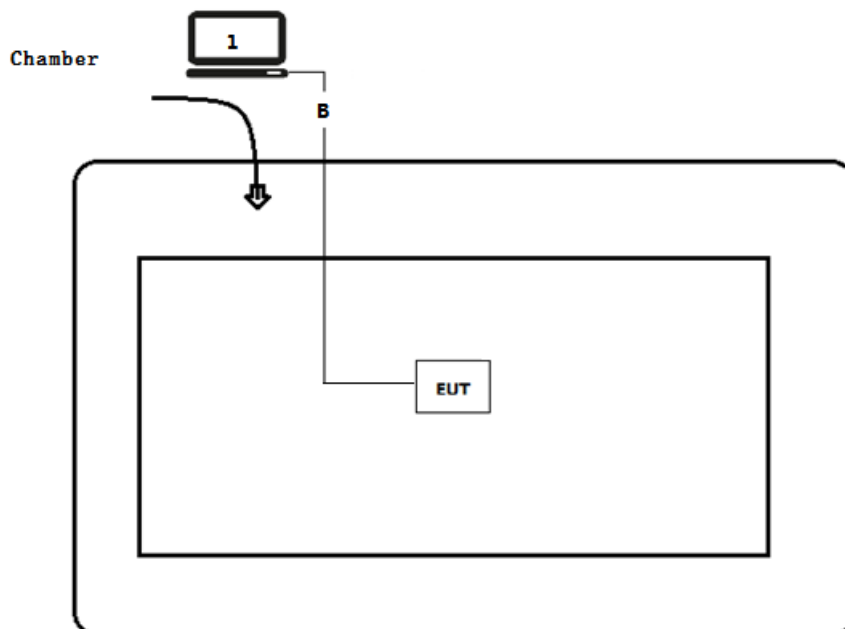
Product		Manufacturer	Model No.	Serial No.	Power Cord
1	Notebook	Lenovo	Think pad x220	SUA0600195	Non-shielded
A	LAN cable	N/A	N/A	N/A	Shielded, 0.5m
B	LAN cable	N/A	N/A	N/A	Shielded, 10m

### 1.6. Configuration of Tested System

Test setup Diagram- AC Line Conducted Emission Test



Test setup Diagram- Radiated Emission



### 1.7.EUT Exercise Software

1	Setup the EUT and simulators as shown on above.
2	Turn on the power of equipment.
3	Run RF software [Mtool], and set the test mode and channel, then press OK to start to continue transmit.

## 2. Technical Test

### 2.1. Summary of Test Result

- No deviations from the test standards
- Deviations from the test standards as below description:

Performed Test Item	Normative References	Limit	Result
Conducted Emission	FCC CFR Title 47 Part 15 Subpart E: 2015 Section 15.207	FCC 15.207	PASS
Radiated Emission	FCC CFR Title 47 Part 15 Subpart E: 2015 Section 15.209	FCC 15.209	PASS
Emission bandwidth and occupied bandwidth	FCC CFR Title 47 Part 15 Subpart E: 2015 Section 15.407(a)	FCC 15.407(e)	PASS
6dB Emission Bandwidth	FCC CFR Title 47 Part 15 Subpart E: 2015 Section 15.407(a)	FCC 15.407(e)	PASS
Power Output	FCC CFR Title 47 Part 15 Subpart E: 2015 Section 15.407(a)	FCC 15.407(a)	PASS
Peak Power Spectral Density	FCC CFR Title 47 Part 15 Subpart E: 2015 Section 15.407(a)	FCC 15.407(a)	PASS
Radiated Emission Band Edge	FCC CFR Title 47 Part 15 Subpart E: 2015 Section 15.205, 15.407(b)	FCC 15.407(b)	PASS
Frequency Stability	FCC CFR Title 47 Part 15 Subpart E: 2015 Section 15.407(g)	± 20ppm	PASS

### 2.2. Test Frequency configuration:

Modulation Mode	Channel	Frequency	Channel	Frequency	Channel	Frequency
802.11a/n(20MHz)/ac(20MHz)	36	5180MHz	40	5200MHz	44	5220MHz
	48	5240MHz	N/A	N/A	N/A	N/A
	149	5745MHz	157	5785MHz	165	5825MHz
802.11n(40MHz)/ac(40MHz)	38	5190MHz	46	5230MHz	151	5755MHz
	159	5795MHz	N/A	N/A	N/A	N/A
802.11ac(80MHz)	42	5210MHz	155	5775MHz	N/A	N/A

**2.3. Power Parameter Value of the test software**

Test Mode	Frequency	Power Setting		
		Ant 1	Ant 2	Ant 1+2
802.11a	5180	63	67	62
	5200	70	73	68
	5220	78	78	78
	5240	78	78	78
	5745	78	78	78
	5785	78	78	78
	5825	78	78	78
802.11n(20MHz)	5180	63	66	62
	5200	71	73	68
	5220	78	78	78
	5240	78	78	78
	5745	78	78	78
	5785	78	78	78
	5825	78	78	78
802.11n(40MHz)	5190	58	58	55
	5230	70	71	68
	5755	78	75	73
	5795	78	78	78
802.11ac(20MHz)	5180	63	66	62
	5200	71	73	68
	5220	78	78	78
	5240	78	78	78
	5745	78	78	78
	5785	78	78	78
	5825	78	78	78
802.11ac(40MHz)	5190	57	58	54
	5230	70	72	67
	5755	78	75	73
	5795	78	78	78
802.11ac(80MHz)	5210	59	59	53
	5775	71	65	63

### 2.4. Power vs Data Rate

MCS Index for 802.11n	Spatial Streams	Data Rate (Mbps)						
		802.11b	802.11g	802.11a	20MHz Bandwidth		40MHz Bandwidth	
					800ns GI	400ns GI	800ns GI	400ns GI
0	1	1	6	6	6.5	7.2	13.5	15.0
1	1	2	9	9	13.0	14.4	27.0	30.0
2	1	5.5	12	12	19.5	21.7	40.5	45.0
3	1	11	18	18	26.0	28.9	54.0	60.0
4	1	---	24	24	39.0	43.3	81.0	90.0
5	1	---	36	36	52.0	57.8	108.0	120.0
6	1	---	48	48	58.5	65.0	121.5	135.0
7	1	---	54	54	65.0	72.2	135.0	150.0
8	2	---	---	---	13.0	14.4	27.0	30.0
9	2	---	---	---	26.0	28.9	54.0	60.0
10	2	---	---	---	39.0	43.3	81.0	90.0
11	2	---	---	---	52.0	57.8	108.0	120.0
12	2	---	---	---	78.0	86.7	162.0	180.0
13	2	---	---	---	104.0	115.6	216.0	240.0
14	2	---	---	---	117.0	130.0	243.0	270.0
15	2	---	---	---	130.0	144.0	270.0	300.0

Note 1 : The blue form is the maximum power data rate

2: The EUT supports two spatial streams.

Spatial Streams (Note1)	MCS Index	Modulation type	Coding rate	Data Rate(Mb/s)					
				20MHz		40MHz		80MHz	
				Guard Interval		Guard Interval		Guard Interval	
				800ns	400ns	800ns	400ns	800ns	400ns
1	0	BPSK	1/2	6.5	7.2	13.5	15	29.3	32.5
	1	QPSK	1/2	13	14.4	27	30	58.5	65
	2	QPSK	3/4	19.5	21.7	40.5	45	87.8	97.5
	3	16-QAM	1/2	26	28.9	54	60	117	130
	4	16-QAM	3/4	39	43.3	81	90	175.5	195
	5	64-QAM	2/3	52	57.8	108	120	234	260
	6	64-QAM	3/4	58.5	65	121.5	135	263.3	292.5
	7	64-QAM	5/6	65	72.2	135	150	292.5	325
	8	256-QAM	3/4	78	86.7	162	180	351	390
	9	256-QAM	5/6	N/A	N/A	180	200	390	433.3
2	0	BPSK	1/2	13	14.4	27	30	58.6	65
	1	QPSK	1/2	26	28.8	54	60	117	130
	2	QPSK	3/4	39	43.4	81	90	175.6	195
	3	16-QAM	1/2	52	57.8	108	120	234	260
	4	16-QAM	3/4	78	86.6	162	180	351	390
	5	64-QAM	2/3	104	115.6	216	240	468	520
	6	64-QAM	3/4	117	130	243	270	526.6	585
	7	64-QAM	5/6	130	144.4	270	300	585	650
	8	256-QAM	3/4	156	173.4	324	360	702	780
	9	256-QAM	5/6	N/A	N/A	360	400	780	866.6

Note 1: The blue form is the maximum power data rate.

2: The EUT supports two spatial streams.



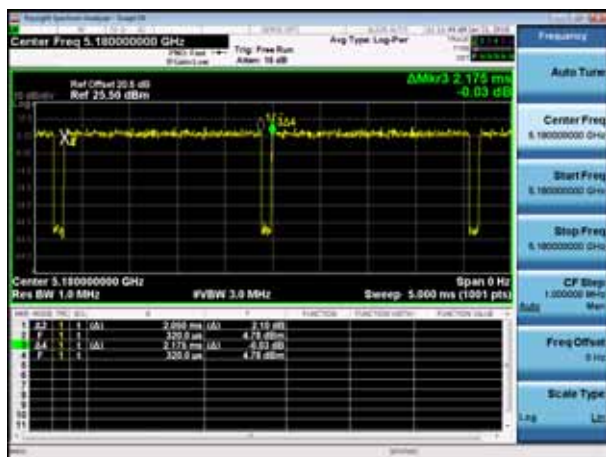
## 2.5. Duty Cycle

Test Mode	Tx On (ms)	Tx Off (ms)	VBW	Tx On + Tx Off (ms)	Duty Cycle
802.11a	2.050	0.125	510Hz	2.175	94.25%
802.11n(20MHz)	1.900	0.115	560Hz	2.015	94.29%
802.11n(40MHz)	0.909	0.135	1.2KHz	1.044	87.07%
802.11ac(20MHz)	1.920	0.040	560Hz	1.960	97.96%
802.11ac(40MHz)	0.918	0.066	1.1KHz	0.984	93.29%
802.11ac(80MHz)	0.423	0.068	2.4KHz	0.491	86.15%

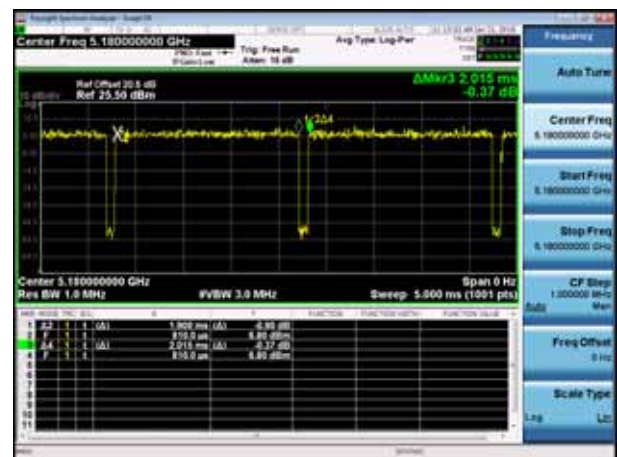
Note 1: T means the minimum transmission duration over which the transmitter is on and is transmitting at its maximum power control level for the tested mode of operation.

Note 2: According to KDB 789033 , when test for Radiated Emission Band Edge and Radiated Emission, VBW = 1/T will be used.

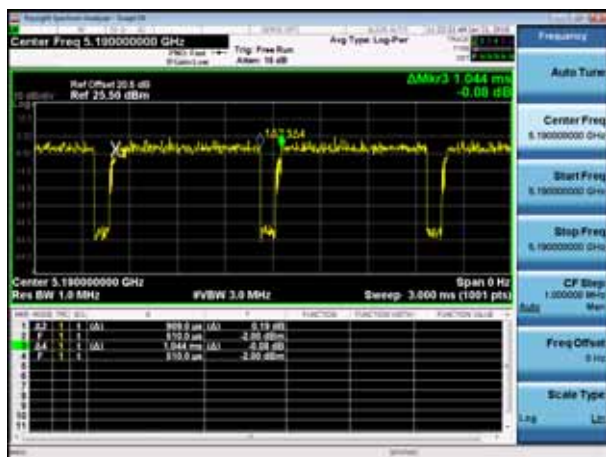
802.11a



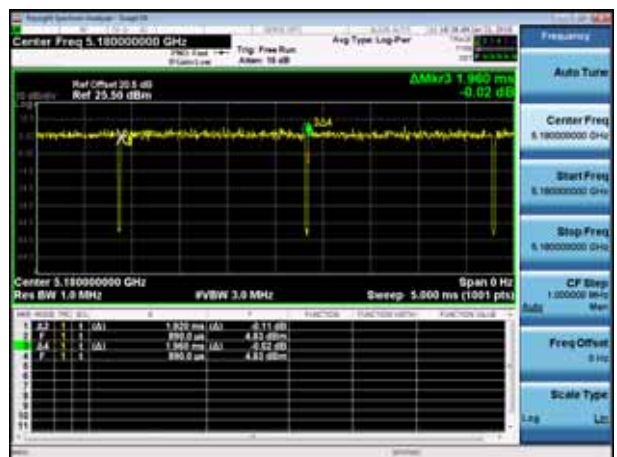
802.11n(20MHz)



802.11n(40MHz)



802.11ac(20MHz)



802.11ac(40MHz)



802.11ac(80MHz)



## 2.6. Test Environment

Items	Required (IEC 68-1)	Actual
Temperature (°C)	15-35	21
Humidity (%RH)	25-75	50
Barometric pressure (mbar)	860-1060	950-1000

## 2.7. Uncertainty

Test Items	Uncertainty
AC Power Line Conducted Emission	$\pm 2.02\text{dB}$
Radiated Emission	Below 1GHz $\pm 3.8\text{ dB}$
	Above 1GHz $\pm 3.9\text{ dB}$
RF Antenna Port Conducted Emission	$\pm 1.27\text{dB}$
Radiated Emission Band Edge	$\pm 3.9\text{dB}$
Occupied Bandwidth	$\pm 1\text{kHz}$
Power Spectral Density	$\pm 1.27\text{dB}$
Frequency Stability	$\pm 100\text{ Hz}$

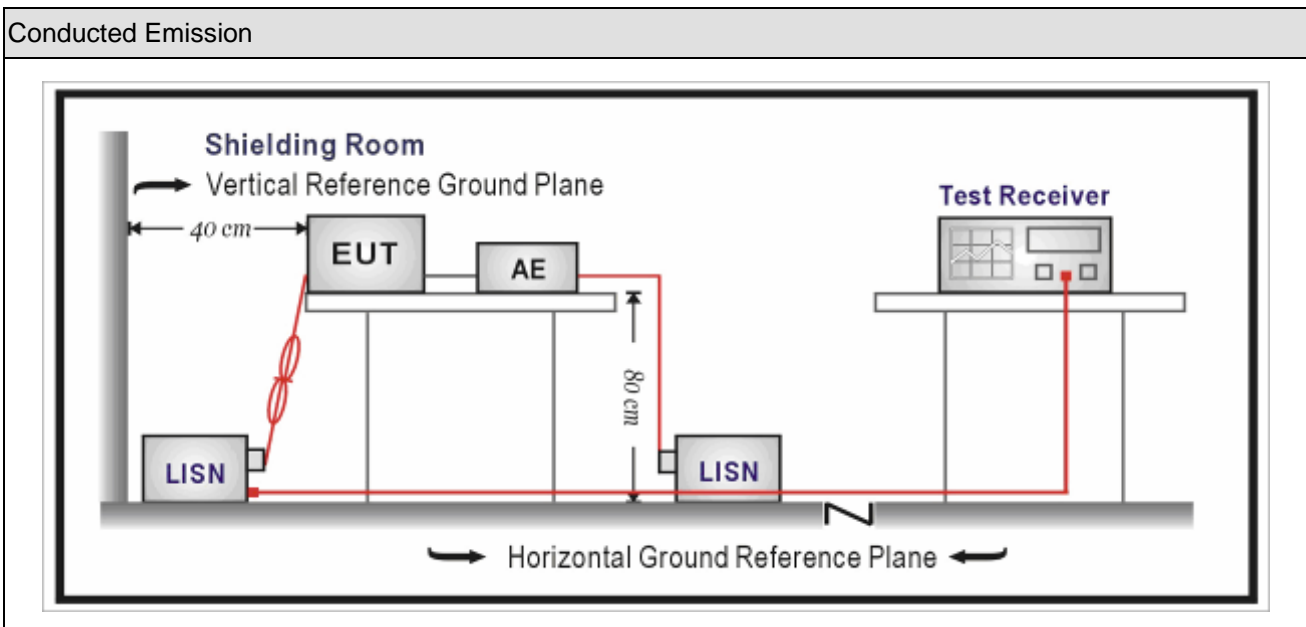
### 3. Conducted Emission

#### 3.1. Test Equipment

Conducted Emission / TR-1					
Instrument	Manufacturer	Type No.	Serial No.	Cal. Date	Cal. Due Date
EMI Test Receiver	R&S	ESCI	100906	2017.03.05	2018.03.04
Two-Line V-Network	R&S	ENV 216	101189	2017.06.16	2018.06.15
Two-Line V-Network	R&S	ENV 216	101044	2017.09.16	2018.09.15
50ohm Coaxial Switch	Anritsu	MP59B	6200464462	N/A	N/A
50ohm Termination	SHX	TF2	07081402	2017.09.16	2018.09.15
Temperature/Humidity Meter	Zhichen	ZC1-2	TR1-TH	2018.01.05	2019.01.04

Note: All equipment are calibrated with traceable calibrations. Each calibration is traceable to the national or international standards.

#### 3.2. Test Setup



### 3.3. Limit

Frequency (MHz)	QP (dB $\mu$ V)	AV (dB $\mu$ V)
0.15 - 0.50	66 – 56	56 – 46
0.50 - 5.0	56	46
5.0 - 30	60	50

Note 1: The lower limit shall apply at the transition frequencies.

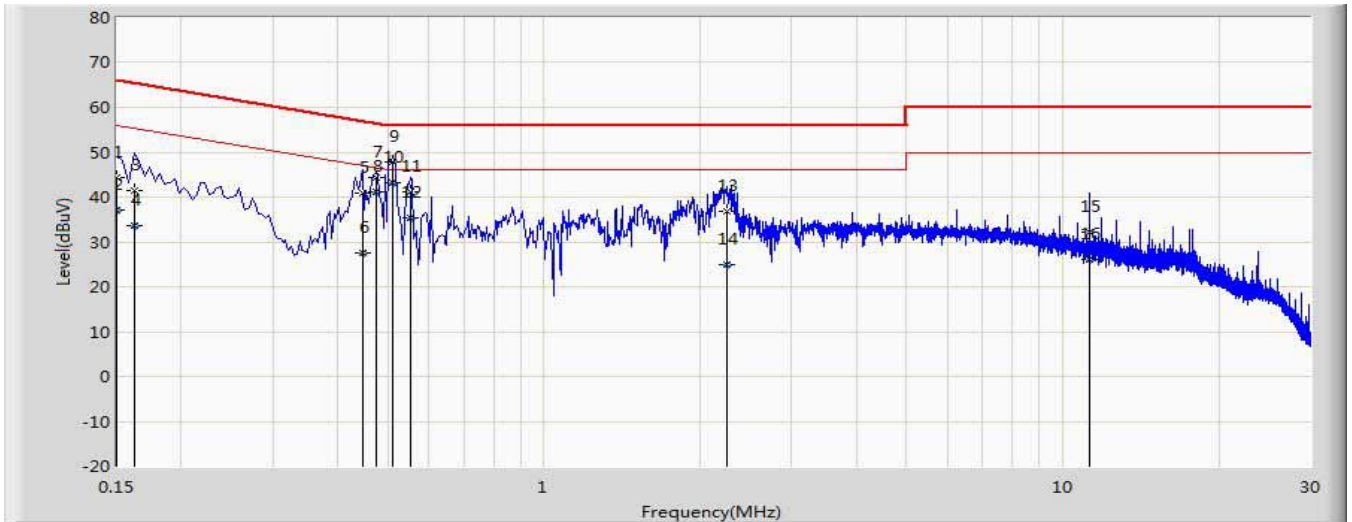
Note 2: The limit decreases linearly with the logarithm of the frequency in the range 0.15 MHz to 0.5 MHz.

### 3.4. Test Procedure

Test Method			
	References Rule	Chapter	Item
<input checked="" type="checkbox"/>	ANSI C63.10-2013	6.2	Standard test method for ac power-line conducted emissions from unlicensed wireless devices

### 3.5. Test Result

Engineer: Aaron	
Site: TR1	Time: 2017/12/26
Limit: FCC_Part15.207_CE_AC Power_ClassB	Margin: 0
Probe: ENV216_101190(0.009-30MHz)	Polarity: Line
EUT: Wireless Access point	Power: AC 120V/60Hz
Note: Mode 1:Transmit at channel 5180MHz by 802.11a	

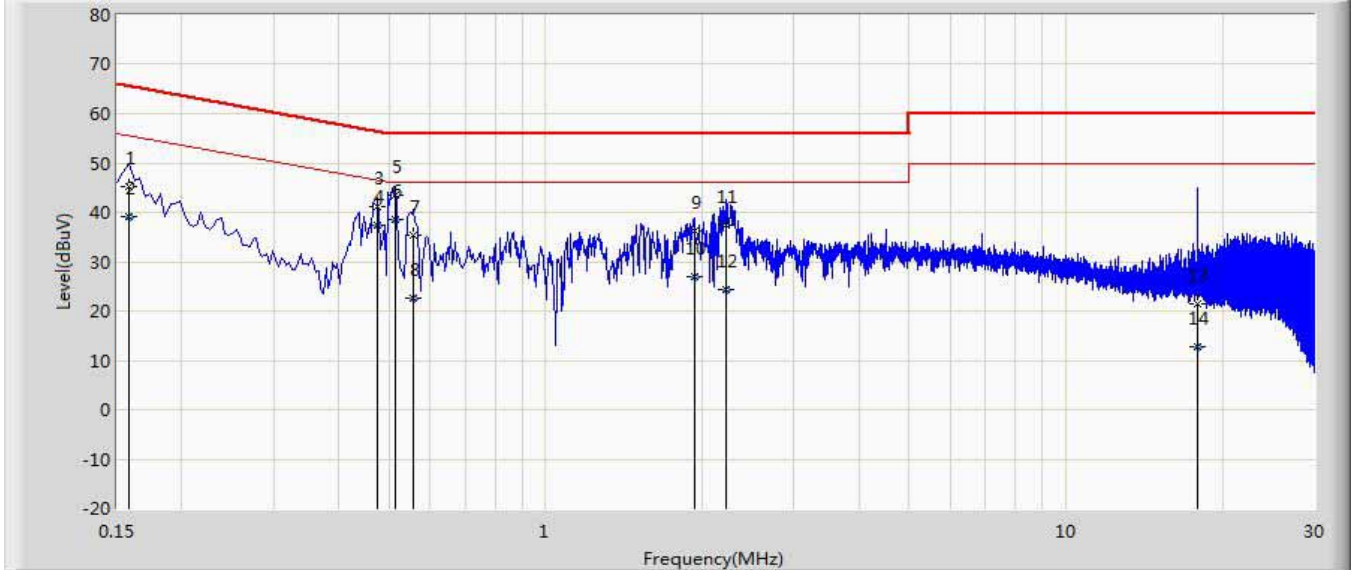


No	Mark	Frequency (MHz)	Measure Level (dBuV)	Reading Level (dBuV)	Over Limit (dB)	Limit (dBuV)	Probe (dB)	Cable (dB)	Amp (dB)	Type
1		0.150	44.485	34.850	-21.515	66.000	9.610	0.025	0.000	QP
2		0.150	36.969	27.334	-19.031	56.000	9.610	0.025	0.000	AV
3		0.162	41.594	31.961	-23.767	65.361	9.607	0.026	0.000	QP
4		0.162	33.553	23.919	-21.808	55.361	9.607	0.026	0.000	AV
5		0.446	40.883	31.243	-16.066	56.949	9.600	0.041	0.000	QP
6		0.446	27.423	17.782	-19.527	46.949	9.600	0.041	0.000	AV
7		0.474	44.292	34.651	-12.152	56.444	9.600	0.041	0.000	QP
8		0.474	41.155	31.514	-5.289	46.444	9.600	0.041	0.000	AV
9		0.510	47.826	38.226	-8.174	56.000	9.600	0.000	0.000	QP
10	*	0.510	43.132	33.532	-2.868	46.000	9.600	0.000	0.000	AV
11		0.554	41.168	31.524	-14.832	56.000	9.600	0.045	0.000	QP
12		0.554	35.399	25.754	-10.601	46.000	9.600	0.045	0.000	AV
13		2.254	36.668	26.960	-19.332	56.000	9.614	0.094	0.000	QP
14		2.254	24.948	15.241	-21.052	46.000	9.614	0.094	0.000	AV
15		11.250	32.184	22.167	-27.816	60.000	9.803	0.214	0.000	QP
16		11.250	26.094	16.077	-23.906	50.000	9.803	0.214	0.000	AV

Note: 1. " \* ", means this data is the worst emission level.

2. Measurement Level = Reading Level + Factor(Probe+Cable-Amp).

Engineer: Aaron	
Site: TR1	Time: 2017/12/26
Limit: FCC_Part15.207_CE_AC Power_ClassB	Margin: 0
Probe: ENV216_101190(0.009-30MHz)	Polarity: Neutral
EUT: Wireless Access point	Power: AC 120V/60Hz
Note: Mode 1:Transmit at channel 5180MHz by 802.11a	



No	Mark	Frequency (MHz)	Measure Level (dBuV)	Reading Level (dBuV)	Over Limit (dB)	Limit (dBuV)	Probe (dB)	Cable (dB)	Amp (dB)	Type
1		0.158	45.075	35.457	-20.493	65.568	9.592	0.026	0.000	QP
2		0.158	39.117	29.499	-16.452	55.568	9.592	0.026	0.000	AV
3		0.474	41.116	31.484	-15.328	56.444	9.590	0.041	0.000	QP
4		0.474	37.369	27.737	-9.075	46.444	9.590	0.041	0.000	AV
5		0.514	43.535	33.901	-12.465	56.000	9.590	0.043	0.000	QP
6	*	0.514	38.546	28.913	-7.454	46.000	9.590	0.043	0.000	AV
7		0.558	35.427	25.793	-20.573	56.000	9.590	0.045	0.000	QP
8		0.558	22.687	13.052	-23.313	46.000	9.590	0.045	0.000	AV
9		1.930	36.090	26.396	-19.910	56.000	9.609	0.086	0.000	QP
10		1.930	27.001	17.306	-18.999	46.000	9.609	0.086	0.000	AV
11		2.222	37.396	27.690	-18.604	56.000	9.613	0.093	0.000	QP
12		2.222	24.356	14.650	-21.644	46.000	9.613	0.093	0.000	AV
13		17.906	21.473	11.113	-38.527	60.000	10.088	0.272	0.000	QP
14		17.906	12.729	2.369	-37.271	50.000	10.088	0.272	0.000	AV

Note:

1. " \* ", means this data is the worst emission level.
2. Measurement Level = Reading Level + Factor(Probe+Cable-Amp).

## 4. Radiated Emission

### 4.1. Test Equipment

Radiated Emission(Below 1GHz) / AC-2					
Instrument	Manufacturer	Type No.	Serial No.	Cal. Date	Cal. Due Date
EMI Test Receiver	R&S	ESCI	100573	2017.03.29	2018.03.28
Loop Antenna	R&S	HFH2-Z2	833799/003	2017.11.16	2018.11.15
Bilog Antenna	Teseq GmbH	CBL6112D	27611	2017.10.16	2018.10.15
Coaxial Cable	Huber+Suhner	SUCOFLEX 106	AC2-C	2017.03.02	2018.03.01
Temperature/Humidity Meter	Zhichen	ZC1-2	AC2-TH	2018.01.03	2019.01.02

Note: All equipment are calibrated with traceable calibrations. Each calibration is traceable to the national or international standards.

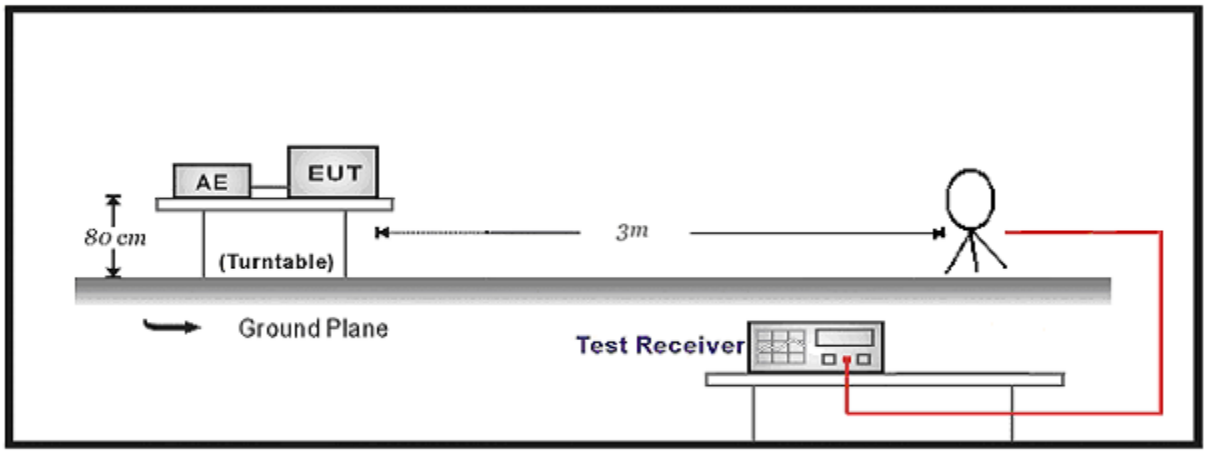
Radiated Emission(Above 1GHz) / AC-5					
Instrument	Manufacturer	Type No.	Serial No.	Cal. Date	Cal. Due Date
Spectrum Analyzer	Agilent	E4446A	MY45300103	2018.01.04	2019.01.03
Preamplifier	Miteq	NSP1800-25	1364185	2017.05.06	2018.05.05
Preamplifier	QuieTek	AP-040G	CHM-0906001	2017.05.06	2018.05.05
DRG Horn	ETS-Lindgren	3117	00123988	2018.01.22	2019.01.21
Broad-Band Horn Antenna	Schwarzbeck	BBHA9170	294	2017.11.25	2018.11.24
Coaxial Cable	Huber+Suhner	SUCOFLEX 106	AC5-C1	2017.03.02	2018.03.01
Coaxial Cable	Huber+Suhner	SUCOFLEX 106	AC5-C2	2017.03.02	2018.03.01
Coaxial Cable	Huber+Suhner	SUCOFLEX 102	AC5-C3	2017.03.02	2018.03.01
EMI Receiver	Agilent	N9038A	MY51210196	2017.06.10	2018.06.09
Temperature/Humidity Meter	Zhichen	ZC1-2	AC5-TH	2018.01.04	2019.01.03

Note: All equipment are calibrated with traceable calibrations. Each calibration is traceable to the national or international standards.

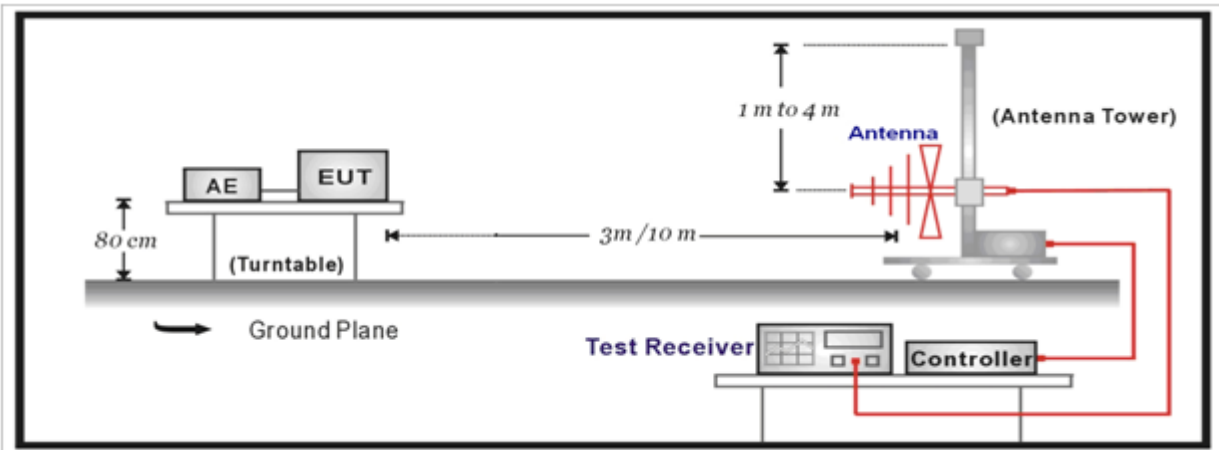


### 4.2. Test Setup

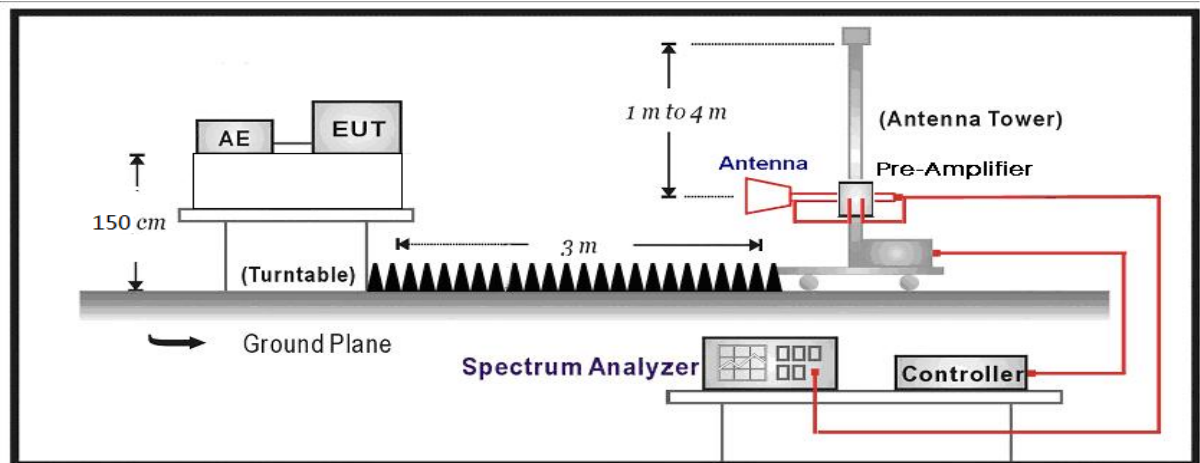
Below 30MHz Test Setup:



30MHz-1GHz Test Setup:



Above 1GHz Test Setup:



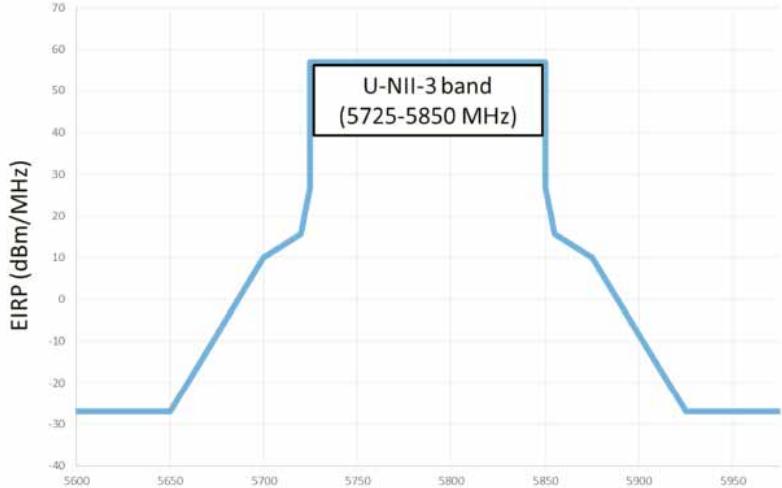
**4.3. Limit**

<b>FCC Part 15 Subpart C Paragraph 15.209 (Restricted Band Emissions Limit)</b>		
Frequency (MHz)	Distance (m)	Level (dB $\mu$ V/m)
0.009-0.490	300	2400/F(kHz)
0.490-1.705	30	24000/F(kHz)
1.705-30.0	30	30
30-88	3	100**
88-216	3	150**
216-960	3	200**
Above 960	3	500

Note 1: At frequencies below 30 MHz, measurements may be performed at a distance closer than that specified in the regulations; however, an attempt should be made to avoid making measurements in the near field. Pending the development of an appropriate measurement procedure for measurements performed below 30 MHz, when performing measurements at a closer distance than specified, the results shall be extrapolated to the specified distance by either making measurements at a minimum of two distances on at least one radial to determine the proper extrapolation factor or by using the square of an inverse linear distance extrapolation factor (40 dB/decade).

Note 2: At frequencies at or above 30 MHz, measurements may be performed at a distance other than what is specified provided: measurements are not made in the near field except where it can be shown that near field measurements are appropriate due to the characteristics of the device; and it can be demonstrated that the signal levels needed to be measured at the distance employed can be detected by the measurement equipment. Measurements shall not be performed at a distance greater than 30 meters unless it can be further demonstrated that measurements at a distance of 30 meters or less are impractical. When performing measurements at a distance other than that specified, the results shall be extrapolated to the specified distance using an extrapolation factor of 20 dB/decade (inverse linear-distance for field strength measurements; inverse-linear-distance-squared for power density measurements).


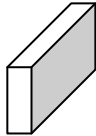
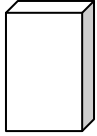
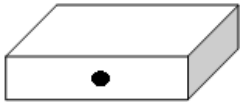
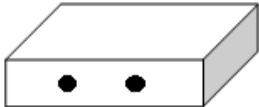

<b>FCC Part 15 Subpart C Paragraph 15.205 (Restricted Band)</b>			
Frequency (MHz)	Frequency (MHz)	Frequency (MHz)	Frequency (GHz)
0.090 – 0.110	16.42 – 16.423	399.9 – 410	4.5 – 5.15
0.495 – 0.505	16.69475 – 16.69525	608 – 614	5.35 – 5.46
2.1735 – 2.1905	16.80425 – 16.80475	960 – 1240	7.25 – 7.75
4.125 – 4.128	25.5 – 25.67	1300 – 1427	8.025 – 8.5
4.17725 – 4.17775	37.5 – 38.25	1435 – 1626.5	9.0 – 9.2
4.20725 – 4.20775	73 – 74.6	1645.5 – 1646.5	9.3 – 9.5
6.215 – 6.218	74.8 – 75.2	1660 – 1710	10.6 – 12.7
6.26775 – 6.26825	108 – 121.94	1718.8 – 1722.2	13.25 – 13.4
6.31175 – 6.31225	123 – 138	2200 – 2300	14.47 – 14.5
8.291 – 8.294	149.9 – 150.05	2310 – 2390	15.35 – 16.2
8.362 – 8.366	156.52475 – 156.52525	2483.5 – 2500	17.7 – 21.4
8.37625 – 8.38675	156.7 – 156.9	2690 – 2900	22.01 – 23.12
8.81425 – 8.81475	162.0125 – 167.17	3260 – 3267	23.6 – 24.0
12.29 – 12.293	167.72 – 173.2	3332 – 3339	31.2 – 31.8
12.51975–12.52025	240 – 285	3345.8 – 3358	36.43 – 36.5
12.57675–12.57725	322 – 335.4	3600 – 4400	
13.36 – 13.41			

FCC Part 15 Subpart C Paragraph 15.407(5)(b) (Unrestricted Band Emissions Limit)		
Operating Frequency Band (MHz)	EIRP Limit (dBm/MHz)	Equivalent Field Strength at 3m (dB $\mu$ V/m)
5150 - 5250	-27	68.3
5250 - 5350	-27	68.3
5470 - 5725	-27	68.3
Operating Frequency Band (MHz)	EIRP Limit (dBm/MHz)	
5725 - 5850		

#### 4.4. Test Procedure

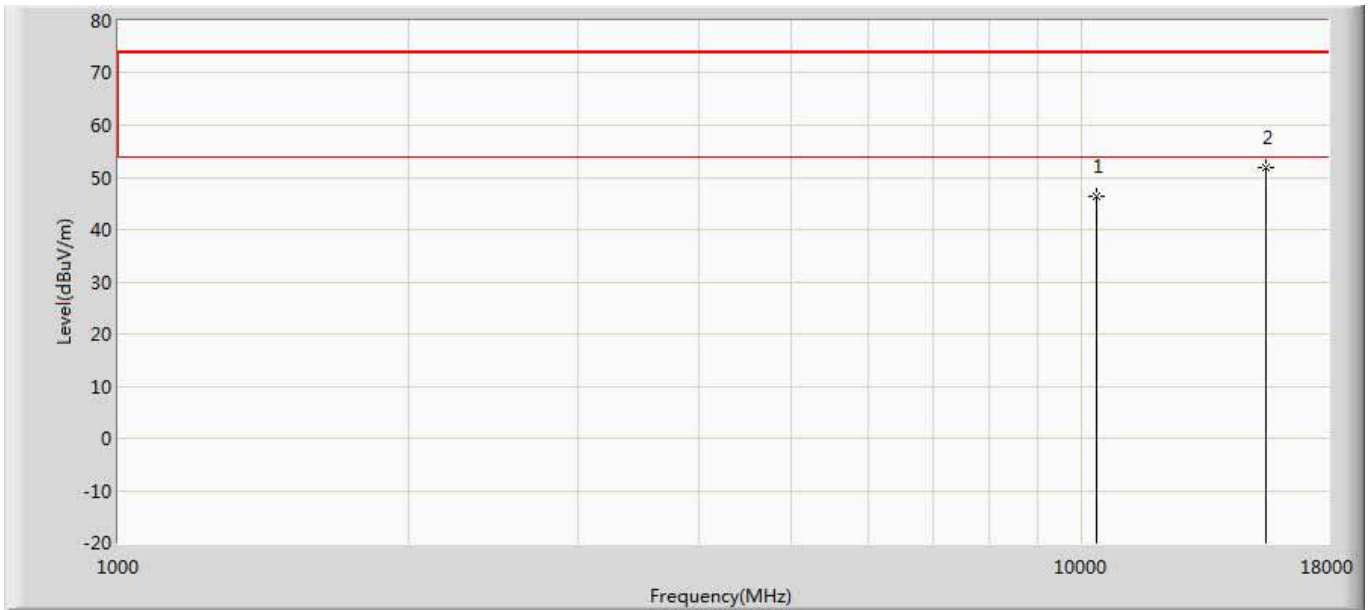
Test Method			
	References Rule	Chapter	Description
<input type="checkbox"/>	ANSI C63.10	12.7.3	Emissions in non-restricted frequency bands
<input checked="" type="checkbox"/>	ANSI C63.10	12.7.2	Emissions in restricted frequency bands
	<input checked="" type="checkbox"/>	ANSI C63.10	Radiated emission measurements
	<input checked="" type="checkbox"/>	ANSI C63.10	Procedure for peak unwanted emissions measurements above 1000 MHz
	<input checked="" type="checkbox"/>	ANSI C63.10	Procedures for average unwanted emissions measurements above 1000 MHz
	<input type="checkbox"/>	ANSI C63.10	12.7.7.2 Method AD (average detection)—primary method
	<input checked="" type="checkbox"/>	ANSI C63.10	12.7.7.3 Method VB-A (Alternative)
	<input checked="" type="checkbox"/>	ANSI C63.10	6.4 Radiated emissions from unlicensed wireless devices below 30 MHz
	<input checked="" type="checkbox"/>	ANSI C63.10	6.5 Radiated emissions from unlicensed wireless devices in the frequency range of 30 MHz to 1000 MHz
	<input checked="" type="checkbox"/>	ANSI C63.10	6.6 Radiated emissions from unlicensed wireless devices above 1 GHz
<input type="checkbox"/>	FCC KDB 789033 D02v01r04	G.2	Unwanted Emissions that fall Outside of the Restricted Bands
<input type="checkbox"/>	FCC KDB 789033 D02v01r04	G.1	Unwanted Emissions in the Restricted Bands
	<input type="checkbox"/>	FCC KDB 789033 D02v01r04	G.4 Procedure for Unwanted Emissions Measurements below 1000 MHz
	<input type="checkbox"/>	FCC KDB 789033 D02v01r04	G.5 Procedure for Unwanted Maximum Emissions Measurements above 1000 MHz
	<input type="checkbox"/>	FCC KDB 789033 D02v01r04	G.6 Procedures for Average Unwanted Emissions Measurements above 1000 MHz
	<input type="checkbox"/>	FCC KDB 789033 D02v01r04	G.6.c Method AD (Average detection)—primary method
	<input type="checkbox"/>	FCC KDB 789033 D02v01r04	G.6.d Method VB (Averaging using reduced video bandwidth): Alternative method.

### 4.5. EUT test Axis definition

Item	Radiated Emission			
Device Category	<input checked="" type="checkbox"/>	Indoor use		
	<input type="checkbox"/>	Outdoor use		
	<input type="checkbox"/>	Fix position use		
	<input checked="" type="checkbox"/>	Client use(Peer-to-peer)		
Test mode	Mode 1-6			
Test method	<input checked="" type="checkbox"/>	Radiated		
		X Axis	Y Axis	Z Axis
				
		Worst Axis <input checked="" type="checkbox"/>	Worst Axis <input type="checkbox"/>	Worst Axis <input type="checkbox"/>
	<input type="checkbox"/>	Conducted		
	<input type="checkbox"/>	Chain 1		
				
	<input type="checkbox"/>	Chain 1	Chain 2	
				
	<input type="checkbox"/>	Chain 1	Chain 2	Chain 3
				

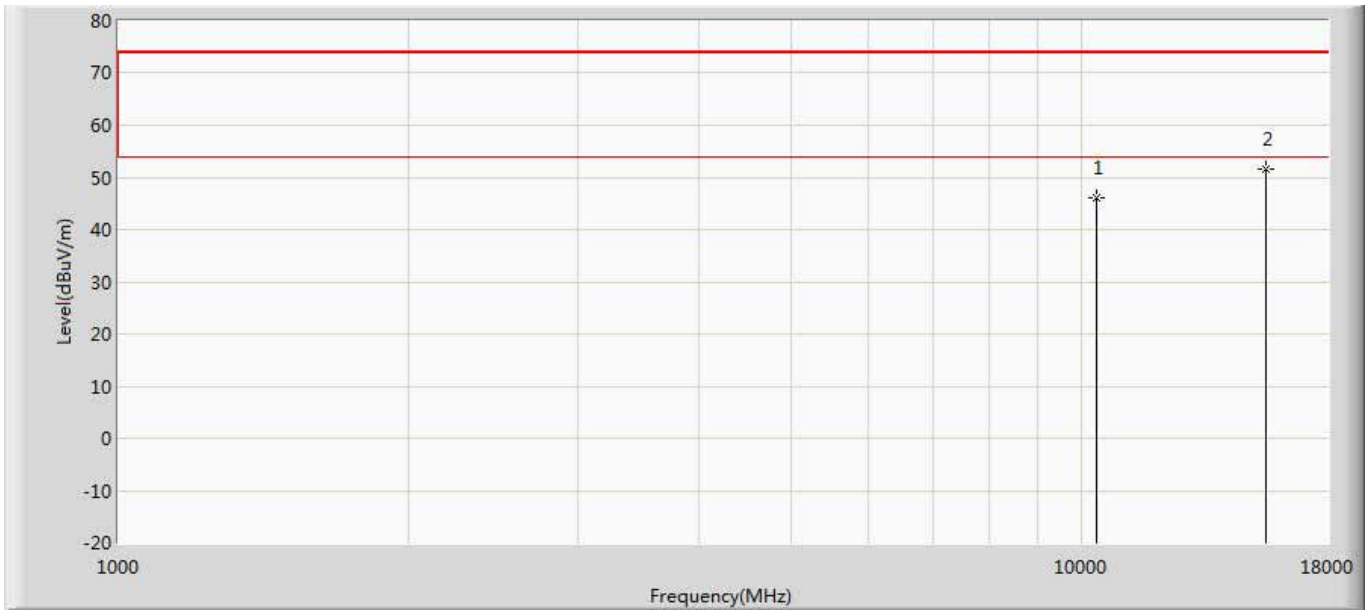
### 4.6. Test Result

Engineer: Eric	
Site: AC5	Time: 2018/01/23 - 02:26
Limit: FCC_Part15.209_RE(3m)	Margin: 0
Probe: Horn_3117_00167055(1-18GHz)	Polarity: Horizontal
EUT: Wireless Access point	Power: AC 120V/60Hz
Note: Mode 1:Transmit at 5180MHz by 802.11a Ant1	



No	Mark	Frequency (MHz)	Measure Level (dBuV/m)	Reading Level (dBuV)	Over Limit (dB)	Limit (dBuV/m)	Factor (dB)	Type
1		10360.000	46.382	38.900	-27.618	74.000	7.482	PK
2	*	15540.000	51.918	35.955	-22.082	74.000	15.963	PK

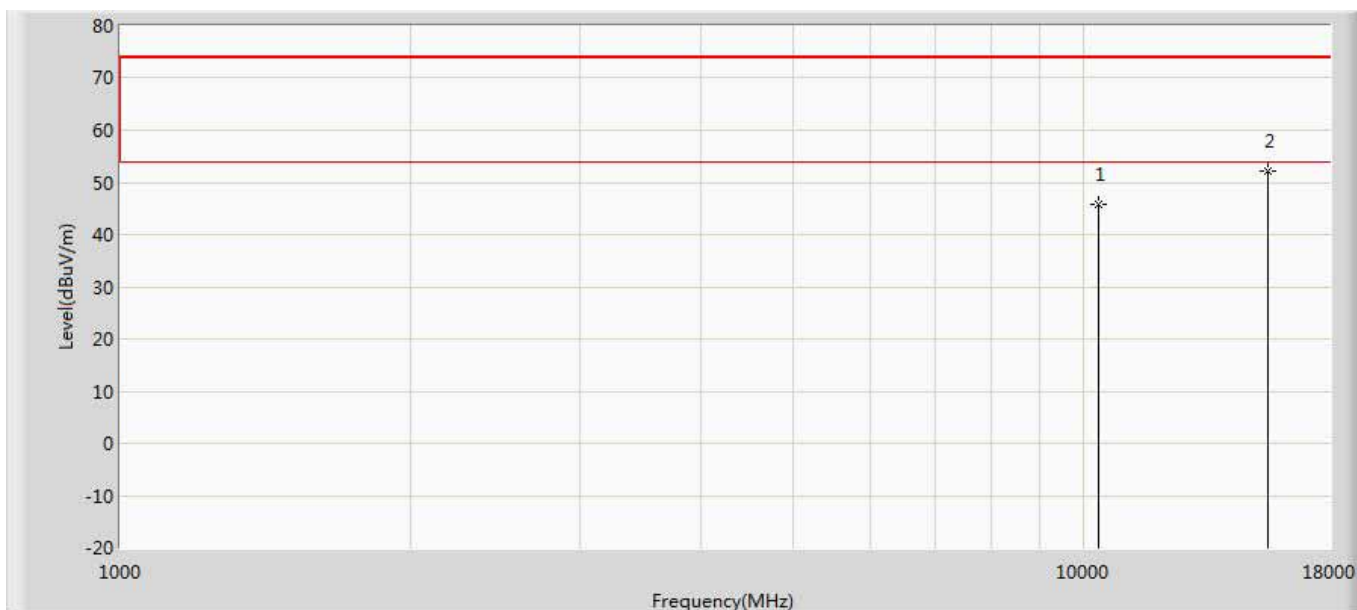
Engineer: Eric	
Site: AC5	Time: 2018/01/23 - 02:26
Limit: FCC_Part15.209_RE(3m)	Margin: 0
Probe: Horn_3117_00167055(1-18GHz)	Polarity: Vertical
EUT: Wireless Access point	Power: AC 120V/60Hz
Note: Mode 1:Transmit at 5180MHz by 802.11a Ant1	



No	Mark	Frequency (MHz)	Measure Level (dBuV/m)	Reading Level (dBuV)	Over Limit (dB)	Limit (dBuV/m)	Factor (dB)	Type
1		10360.000	46.113	38.631	-27.887	74.000	7.482	PK
2	*	15540.000	51.572	35.609	-22.428	74.000	15.963	PK

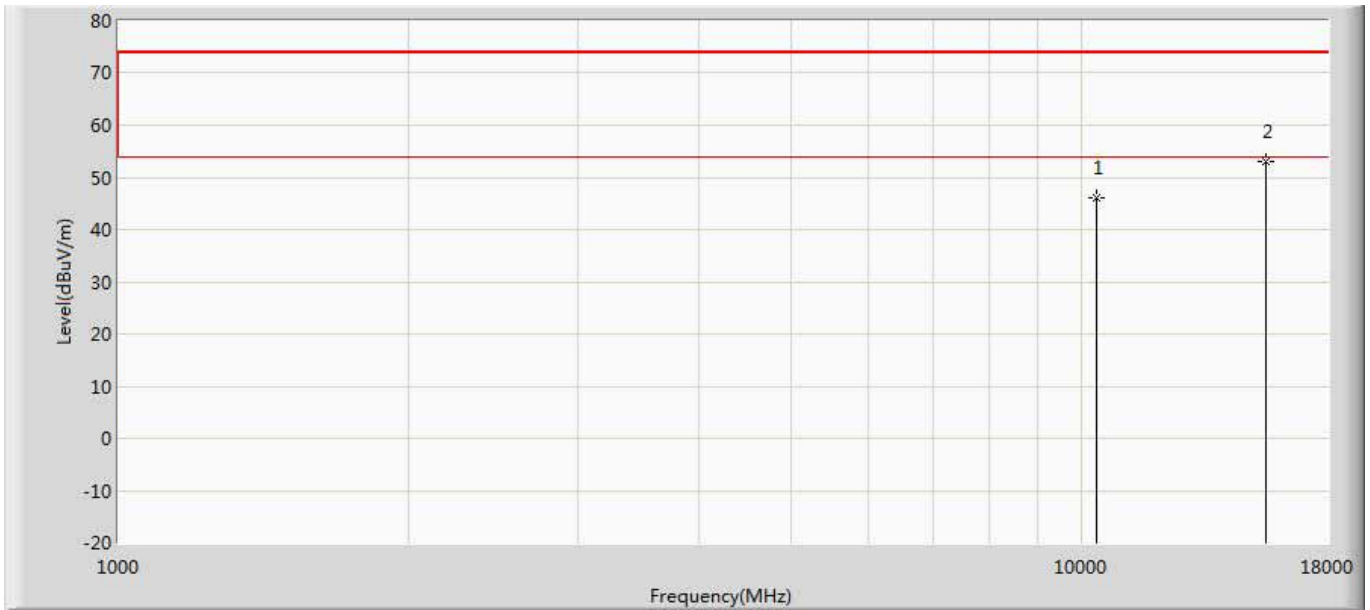


Engineer: Eric	
Site: AC5	Time: 2018/01/23 - 02:26
Limit: FCC_Part15.209_RE(3m)	Margin: 0
Probe: Horn_3117_00167055(1-18GHz)	Polarity: Vertical
EUT: Wireless Access point	Power: AC 120V/60Hz
Note: Mode 1:Transmit at 5180MHz by 802.11a Ant2	



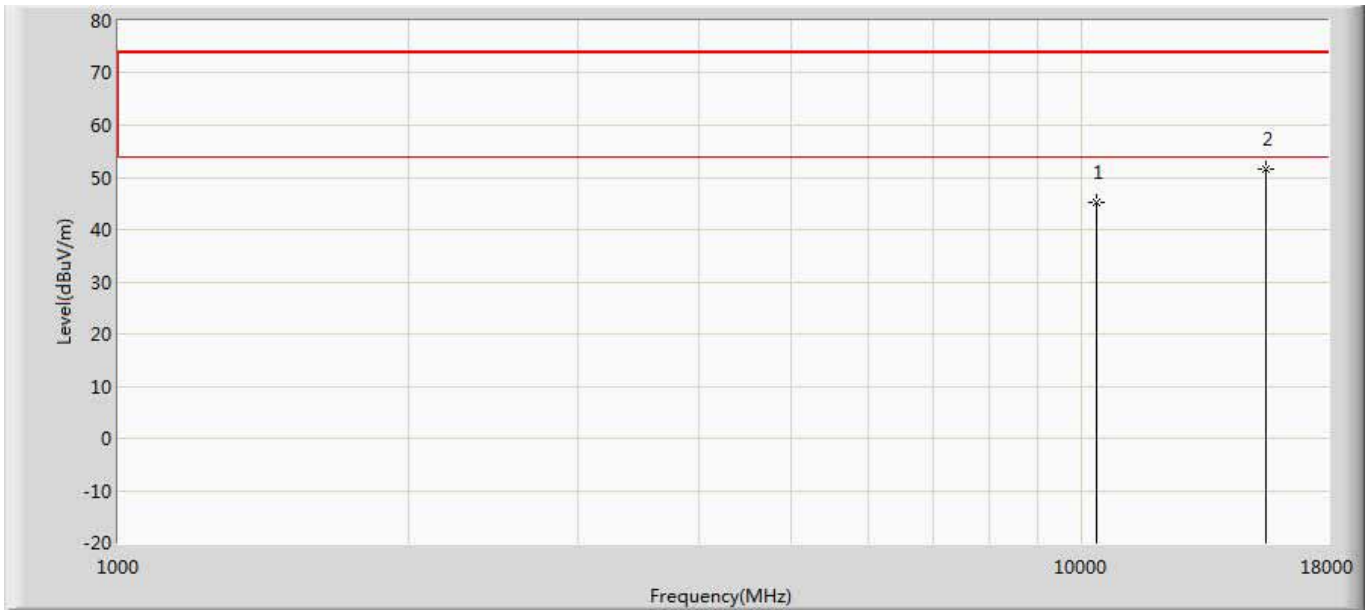
No	Mark	Frequency (MHz)	Measure Level (dBuV/m)	Reading Level (dBuV)	Over Limit (dB)	Limit (dBuV/m)	Factor (dB)	Type
1		10360.000	45.719	38.237	-28.281	74.000	7.482	PK
2	*	15540.000	52.125	36.162	-21.875	74.000	15.963	PK

Engineer: Eric	
Site: AC5	Time: 2018/01/23 - 02:26
Limit: FCC_Part15.209_RE(3m)	Margin: 0
Probe: Horn_3117_00167055(1-18GHz)	Polarity: Horizontal
EUT: Wireless Access point	Power: AC 120V/60Hz
Note: Mode 1:Transmit at 5180MHz by 802.11a Ant2	



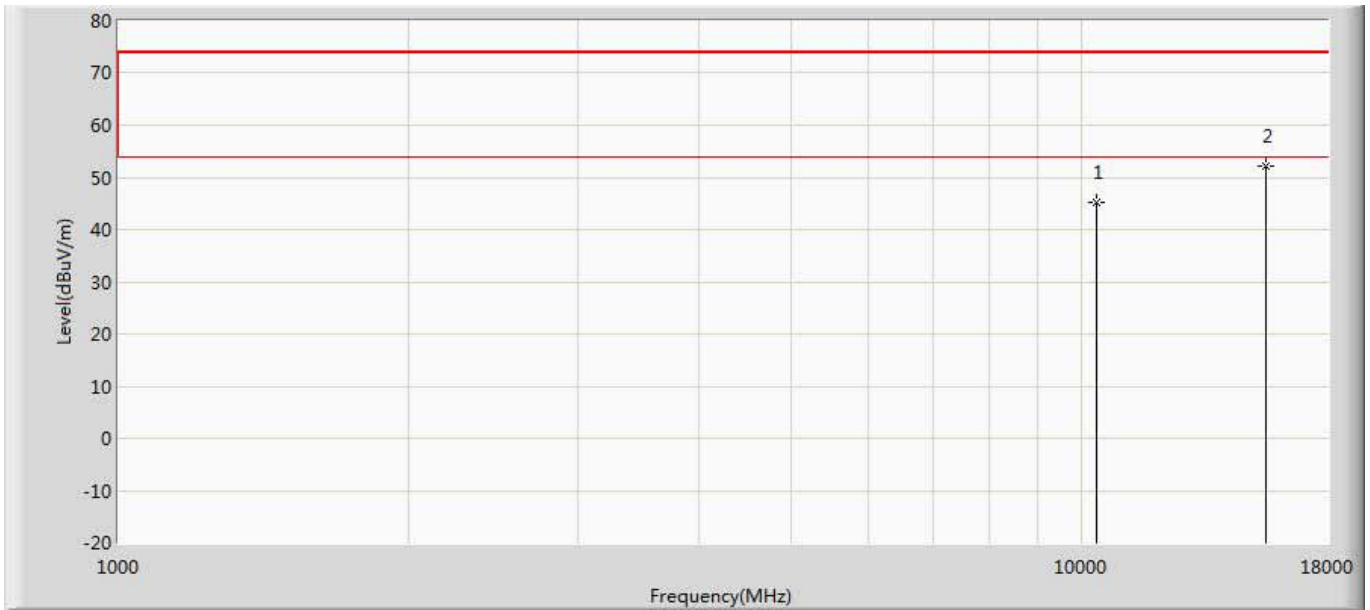
No	Mark	Frequency (MHz)	Measure Level (dBuV/m)	Reading Level (dBuV)	Over Limit (dB)	Limit (dBuV/m)	Factor (dB)	Type
1		10360.000	46.132	38.650	-27.868	74.000	7.482	PK
2	*	15540.000	52.920	36.957	-21.080	74.000	15.963	PK

Engineer: Eric	
Site: AC5	Time: 2018/01/23 - 02:26
Limit: FCC_Part15.209_RE(3m)	Margin: 0
Probe: Horn_3117_00167055(1-18GHz)	Polarity: Vertical
EUT: Wireless Access point	Power: AC 120V/60Hz
Note: Mode 1:Transmit at 5180MHz by 802.11a Ant1+2	



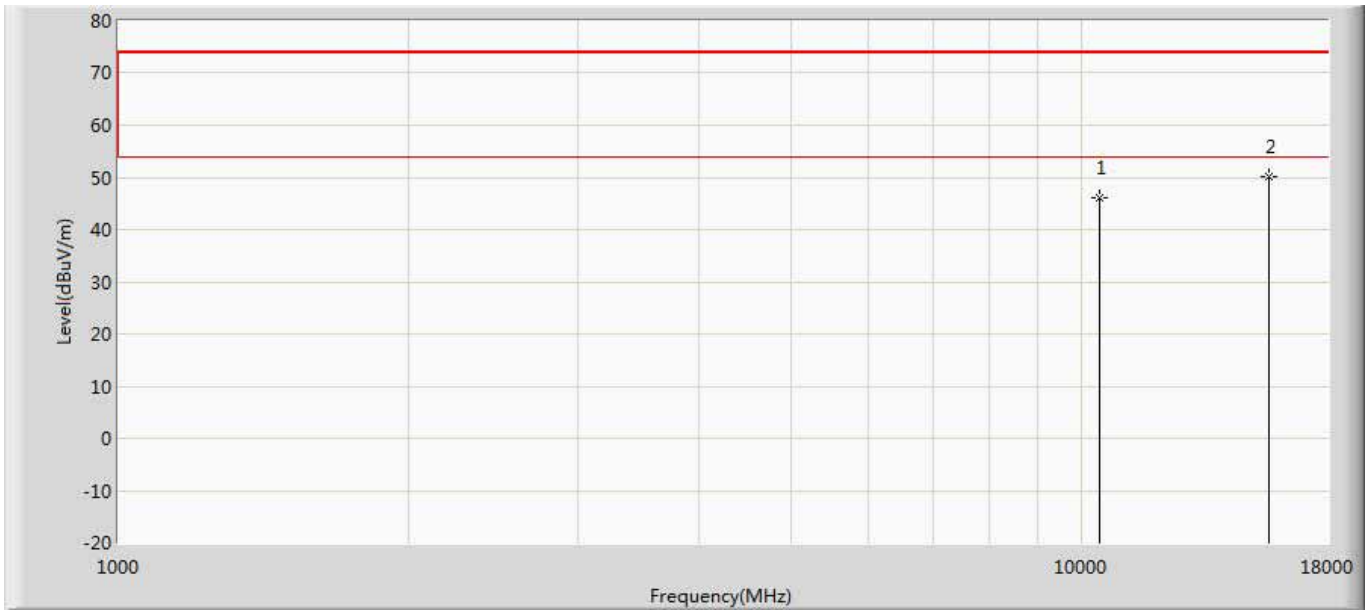
No	Mark	Frequency (MHz)	Measure Level (dBuV/m)	Reading Level (dBuV)	Over Limit (dB)	Limit (dBuV/m)	Factor (dB)	Type
1		10360.000	45.337	37.855	-28.663	74.000	7.482	PK
2	*	15540.000	51.680	35.717	-22.320	74.000	15.963	PK

Engineer: Eric	
Site: AC5	Time: 2018/01/23 - 02:27
Limit: FCC_Part15.209_RE(3m)	Margin: 0
Probe: Horn_3117_00167055(1-18GHz)	Polarity: Horizontal
EUT: Wireless Access point	Power: AC 120V/60Hz
Note: Mode 1:Transmit at 5180MHz by 802.11a Ant1+2	



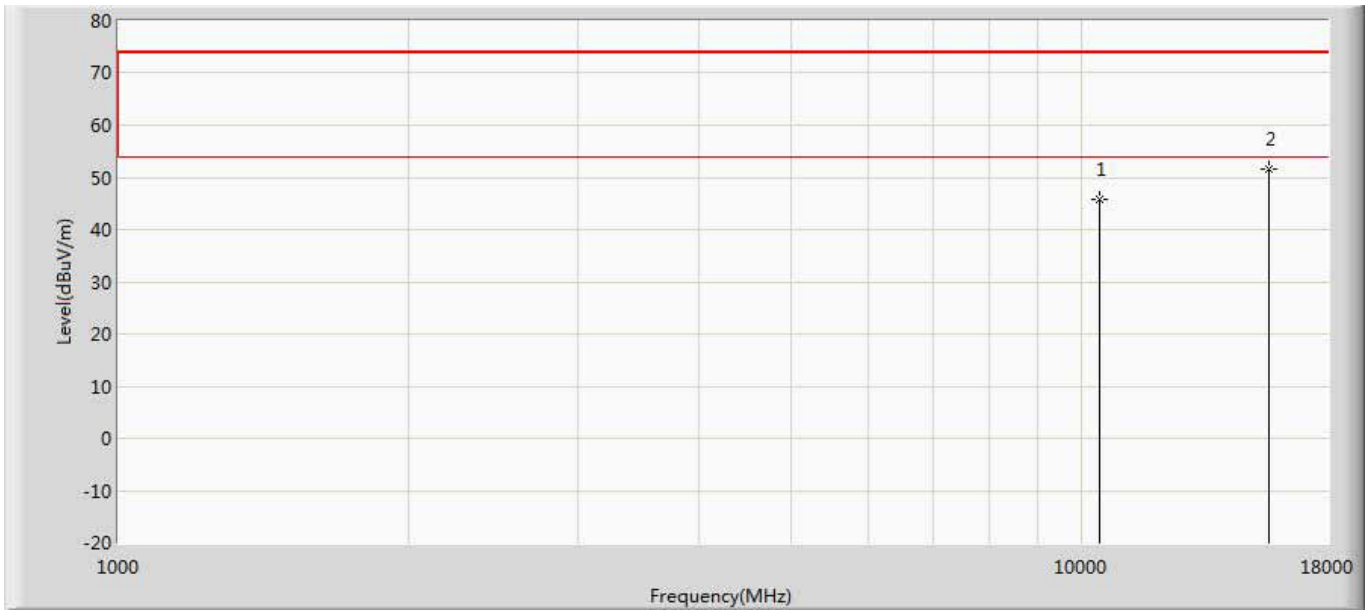
No	Mark	Frequency (MHz)	Measure Level (dBuV/m)	Reading Level (dBuV)	Over Limit (dB)	Limit (dBuV/m)	Factor (dB)	Type
1		10360.000	45.180	37.698	-28.820	74.000	7.482	PK
2	*	15540.000	52.066	36.103	-21.934	74.000	15.963	PK

Engineer: Eric	
Site: AC5	Time: 2018/01/23 - 02:27
Limit: FCC_Part15.209_RE(3m)	Margin: 0
Probe: Horn_3117_00167055(1-18GHz)	Polarity: Vertical
EUT: Wireless Access point	Power: AC 120V/60Hz
Note: Mode 1:Transmit at 5220MHz by 802.11a Ant1	



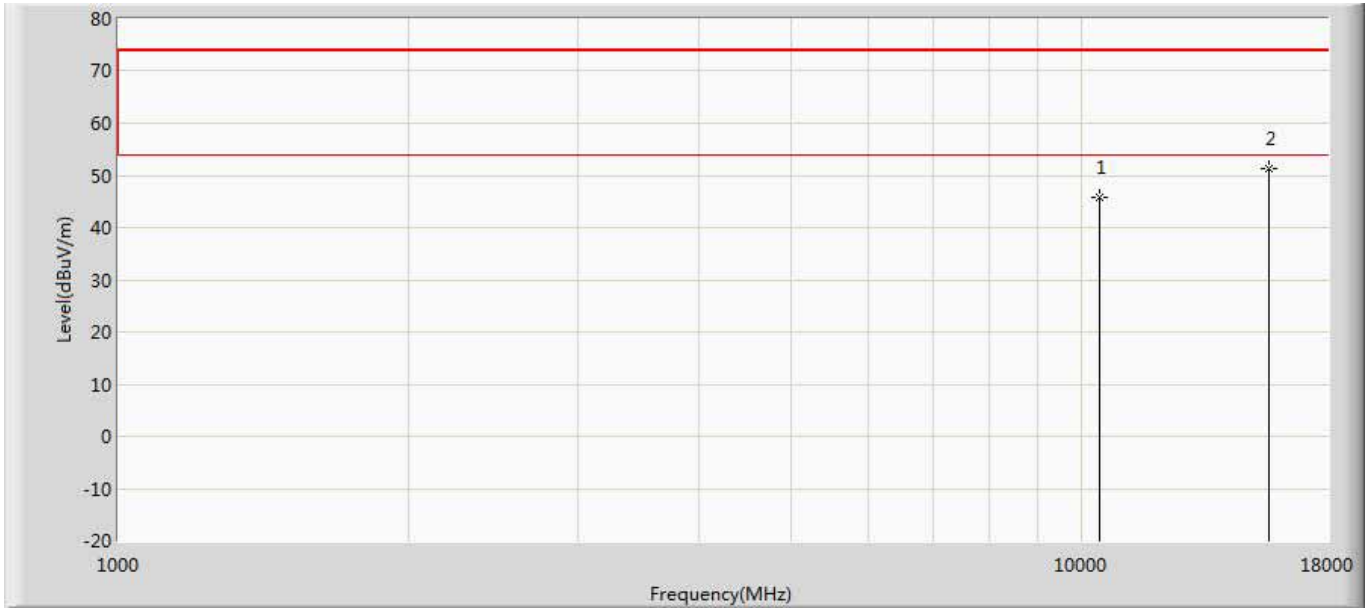
No	Mark	Frequency (MHz)	Measure Level (dBuV/m)	Reading Level (dBuV)	Over Limit (dB)	Limit (dBuV/m)	Factor (dB)	Type
1		10440.000	46.168	38.828	-27.832	74.000	7.340	PK
2	*	15660.000	50.227	34.504	-23.773	74.000	15.722	PK

Engineer: Eric	
Site: AC5	Time: 2018/01/23 - 02:27
Limit: FCC_Part15.209_RE(3m)	Margin: 0
Probe: Horn_3117_00167055(1-18GHz)	Polarity: Horizontal
EUT: Wireless Access point	Power: AC 120V/60Hz
Note: Mode 1:Transmit at 5220MHz by 802.11a Ant1	



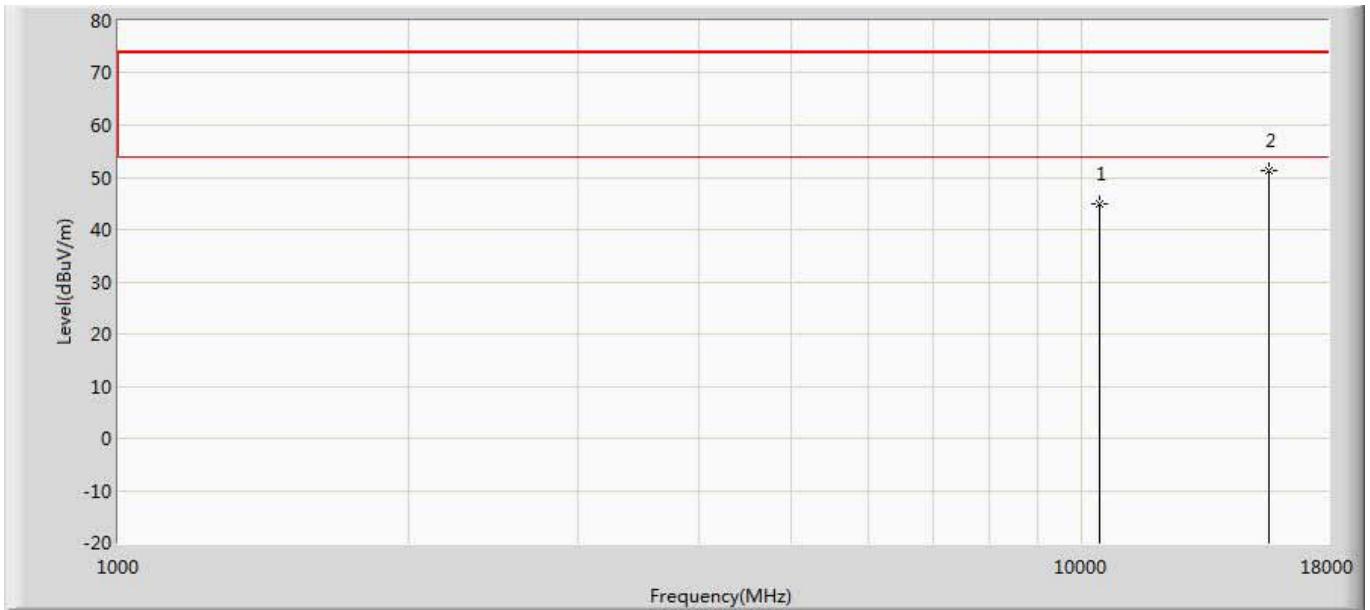
No	Mark	Frequency (MHz)	Measure Level (dBuV/m)	Reading Level (dBuV)	Over Limit (dB)	Limit (dBuV/m)	Factor (dB)	Type
1		10440.000	45.664	38.324	-28.336	74.000	7.340	PK
2	*	15660.000	51.585	35.862	-22.415	74.000	15.722	PK

Engineer: Eric	
Site: AC5	Time: 2018/01/23 - 02:27
Limit: FCC_Part15.209_RE(3m)	Margin: 0
Probe: Horn_3117_00167055(1-18GHz)	Polarity: Vertical
EUT: Wireless Access point	Power: AC 120V/60Hz
Note: Mode 1:Transmit at 5220MHz by 802.11a Ant2	



No	Mark	Frequency (MHz)	Measure Level (dBuV/m)	Reading Level (dBuV)	Over Limit (dB)	Limit (dBuV/m)	Factor (dB)	Type
1		10440.000	45.755	38.415	-28.245	74.000	7.340	PK
2	*	15660.000	51.311	35.588	-22.689	74.000	15.722	PK

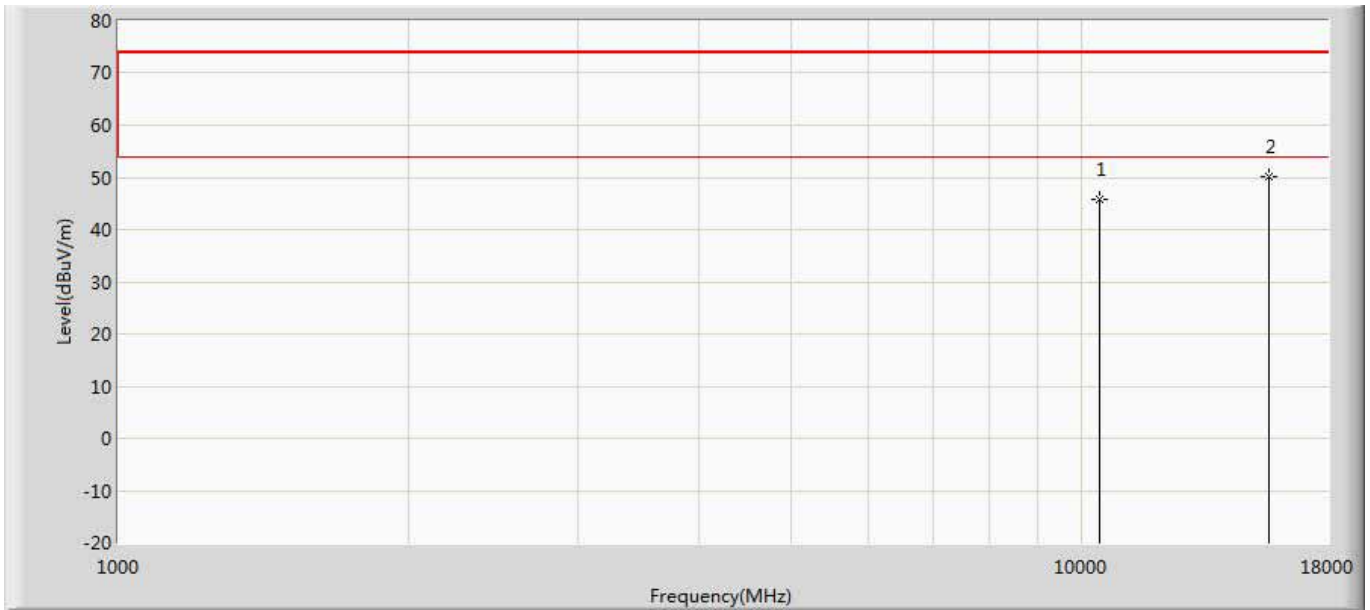
Engineer: Eric	
Site: AC5	Time: 2018/01/23 - 02:27
Limit: FCC_Part15.209_RE(3m)	Margin: 0
Probe: Horn_3117_00167055(1-18GHz)	Polarity: Horizontal
EUT: Wireless Access point	Power: AC 120V/60Hz
Note: Mode 1:Transmit at 5220MHz by 802.11a Ant2	



No	Mark	Frequency (MHz)	Measure Level (dBuV/m)	Reading Level (dBuV)	Over Limit (dB)	Limit (dBuV/m)	Factor (dB)	Type
1		10440.000	45.065	37.725	-28.935	74.000	7.340	PK
2	*	15660.000	51.264	35.541	-22.736	74.000	15.722	PK

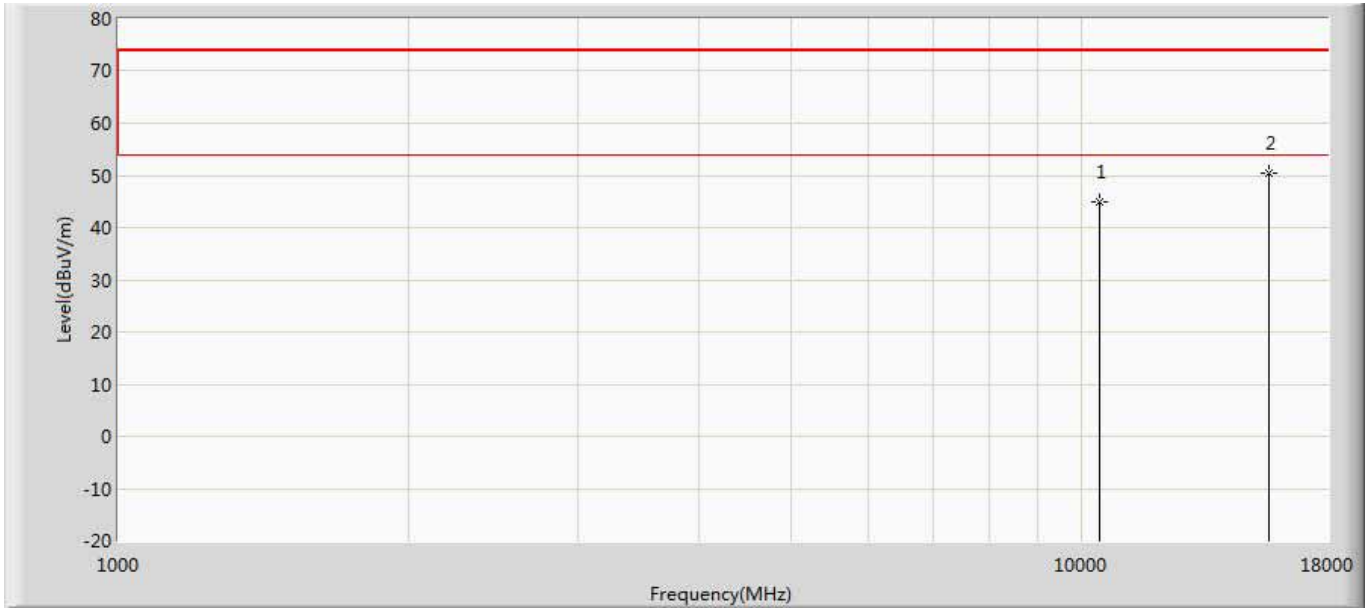


Engineer: Eric	
Site: AC5	Time: 2018/01/23 - 02:27
Limit: FCC_Part15.209_RE(3m)	Margin: 0
Probe: Horn_3117_00167055(1-18GHz)	Polarity: Vertical
EUT: Wireless Access point	Power: AC 120V/60Hz
Note: Mode 1:Transmit at 5220MHz by 802.11a Ant1+2	



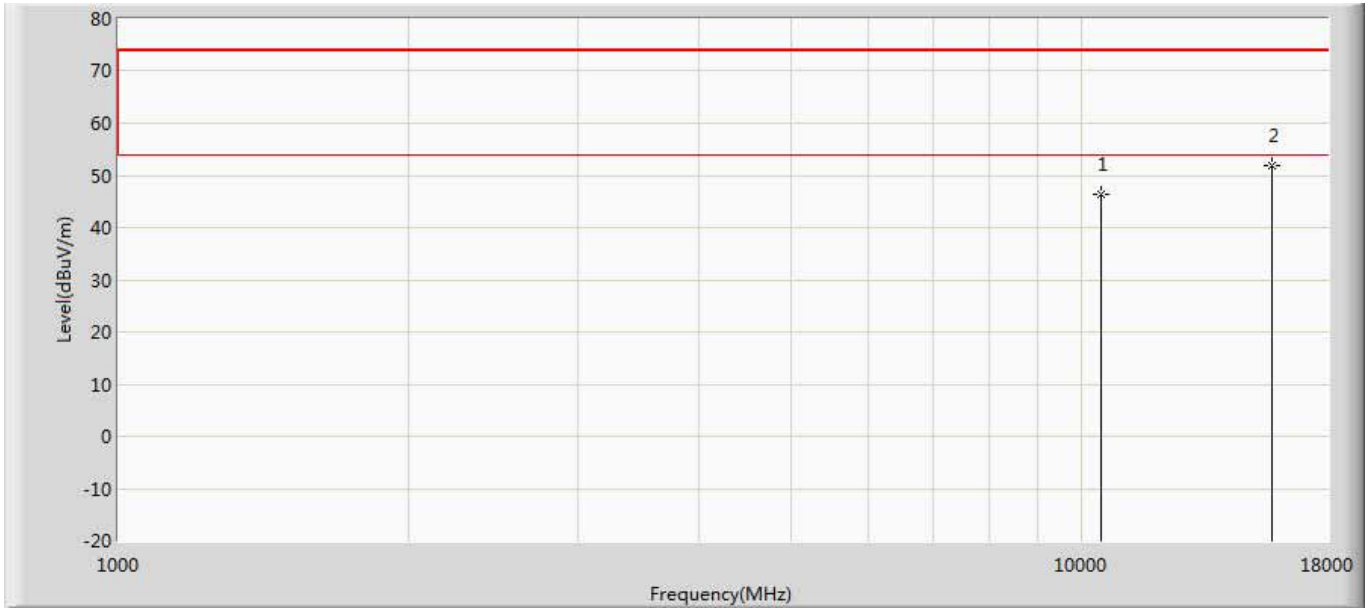
No	Mark	Frequency (MHz)	Measure Level (dBuV/m)	Reading Level (dBuV)	Over Limit (dB)	Limit (dBuV/m)	Factor (dB)	Type
1		10440.000	45.857	38.517	-28.143	74.000	7.340	PK
2	*	15660.000	50.201	34.478	-23.799	74.000	15.722	PK

Engineer: Eric	
Site: AC5	Time: 2018/01/23 - 02:27
Limit: FCC_Part15.209_RE(3m)	Margin: 0
Probe: Horn_3117_00167055(1-18GHz)	Polarity: Horizontal
EUT: Wireless Access point	Power: AC 120V/60Hz
Note: Mode 1:Transmit at 5220MHz by 802.11a Ant1+2	



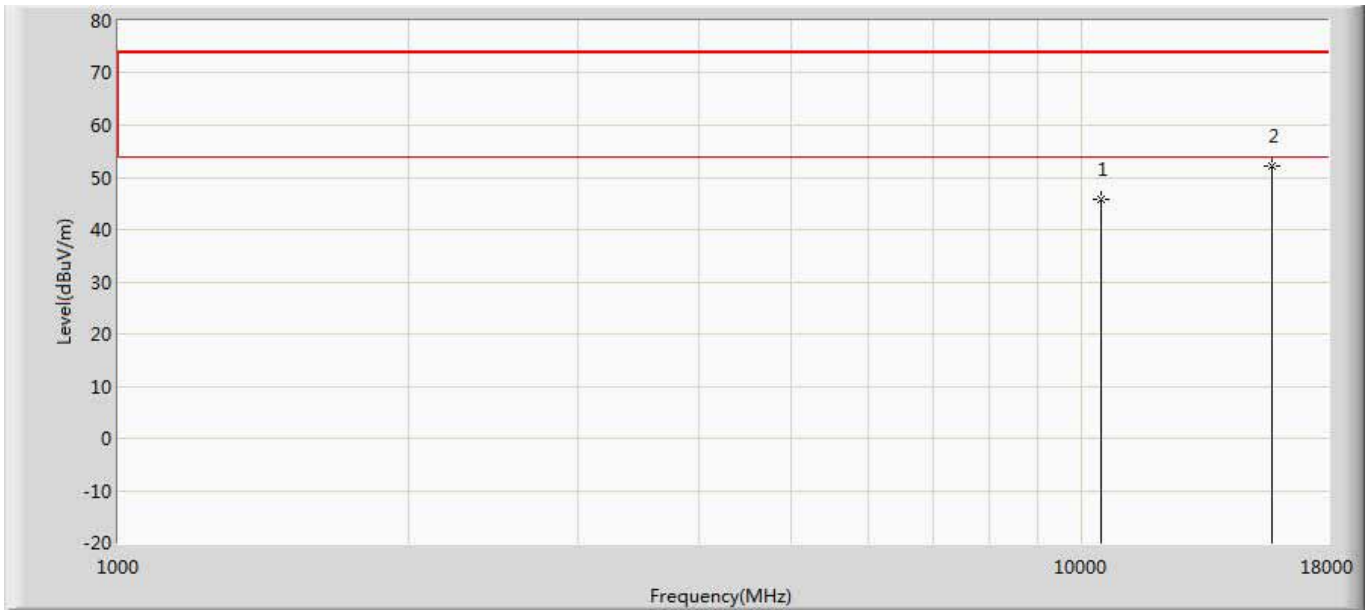
No	Mark	Frequency (MHz)	Measure Level (dBuV/m)	Reading Level (dBuV)	Over Limit (dB)	Limit (dBuV/m)	Factor (dB)	Type
1		10440.000	45.054	37.714	-28.946	74.000	7.340	PK
2	*	15660.000	50.544	34.821	-23.456	74.000	15.722	PK

Engineer: Eric	
Site: AC5	Time: 2018/01/23 - 02:27
Limit: FCC_Part15.209_RE(3m)	Margin: 0
Probe: Horn_3117_00167055(1-18GHz)	Polarity: Vertical
EUT: Wireless Access point	Power: AC 120V/60Hz
Note: Mode 1:Transmit at 5240MHz by 802.11a Ant1	



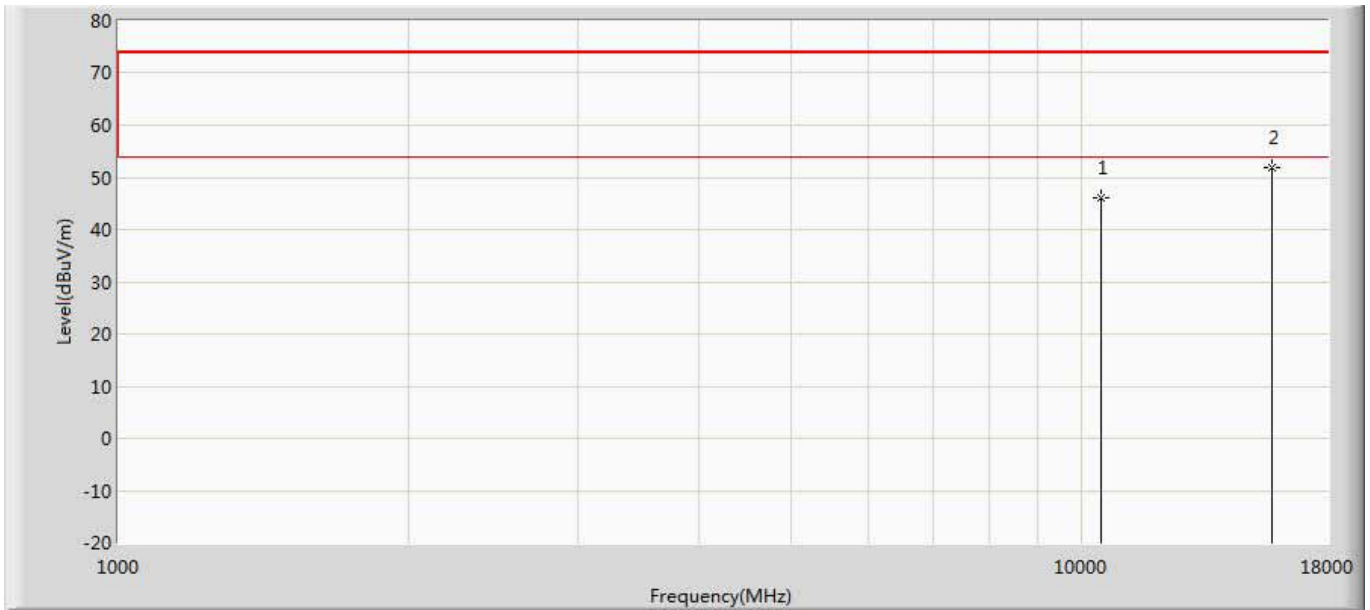
No	Mark	Frequency (MHz)	Measure Level (dBuV/m)	Reading Level (dBuV)	Over Limit (dB)	Limit (dBuV/m)	Factor (dB)	Type
1		10480.000	46.348	38.200	-27.652	74.000	8.148	PK
2	*	15720.000	51.966	34.907	-22.034	74.000	17.059	PK

Engineer: Eric	
Site: AC5	Time: 2018/01/23 - 02:27
Limit: FCC_Part15.209_RE(3m)	Margin: 0
Probe: Horn_3117_00167055(1-18GHz)	Polarity: Horizontal
EUT: Wireless Access point	Power: AC 120V/60Hz
Note: Mode 1:Transmit at 5240MHz by 802.11a Ant1	



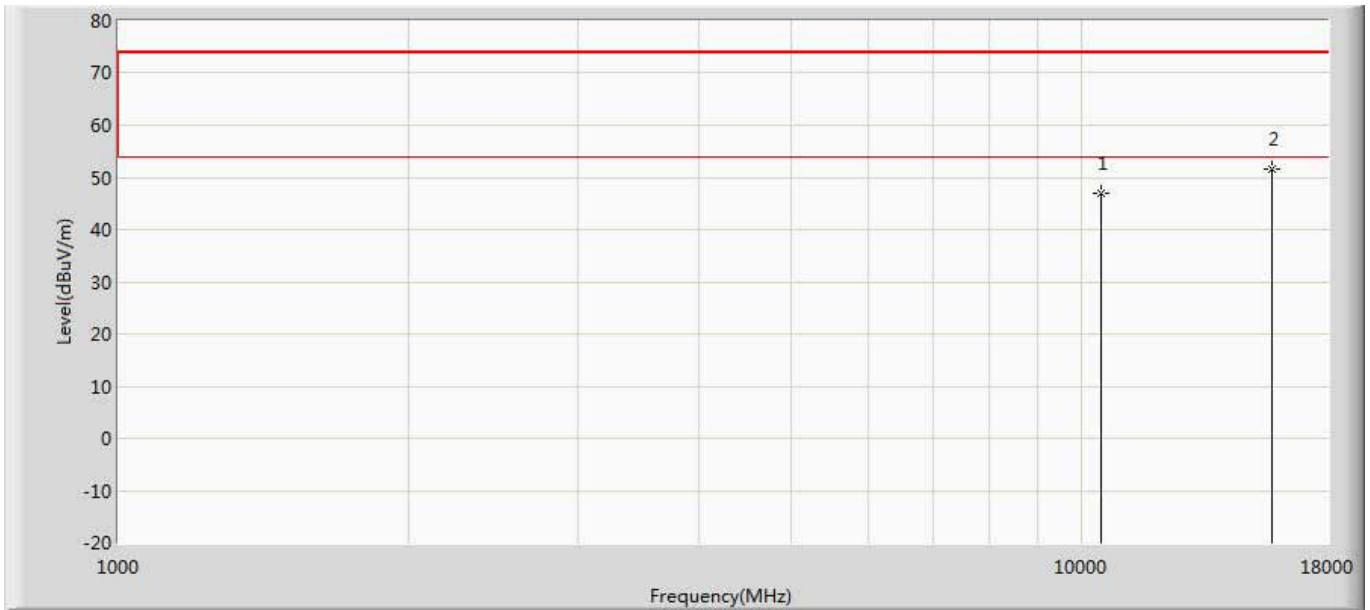
No	Mark	Frequency (MHz)	Measure Level (dBuV/m)	Reading Level (dBuV)	Over Limit (dB)	Limit (dBuV/m)	Factor (dB)	Type
1		10480.000	45.935	37.787	-28.065	74.000	8.148	PK
2	*	15720.000	52.066	35.007	-21.934	74.000	17.059	PK

Engineer: Eric	
Site: AC5	Time: 2018/01/23 - 02:27
Limit: FCC_Part15.209_RE(3m)	Margin: 0
Probe: Horn_3117_00167055(1-18GHz)	Polarity: Vertical
EUT: Wireless Access point	Power: AC 120V/60Hz
Note: Mode 1:Transmit at 5240MHz by 802.11a Ant2	



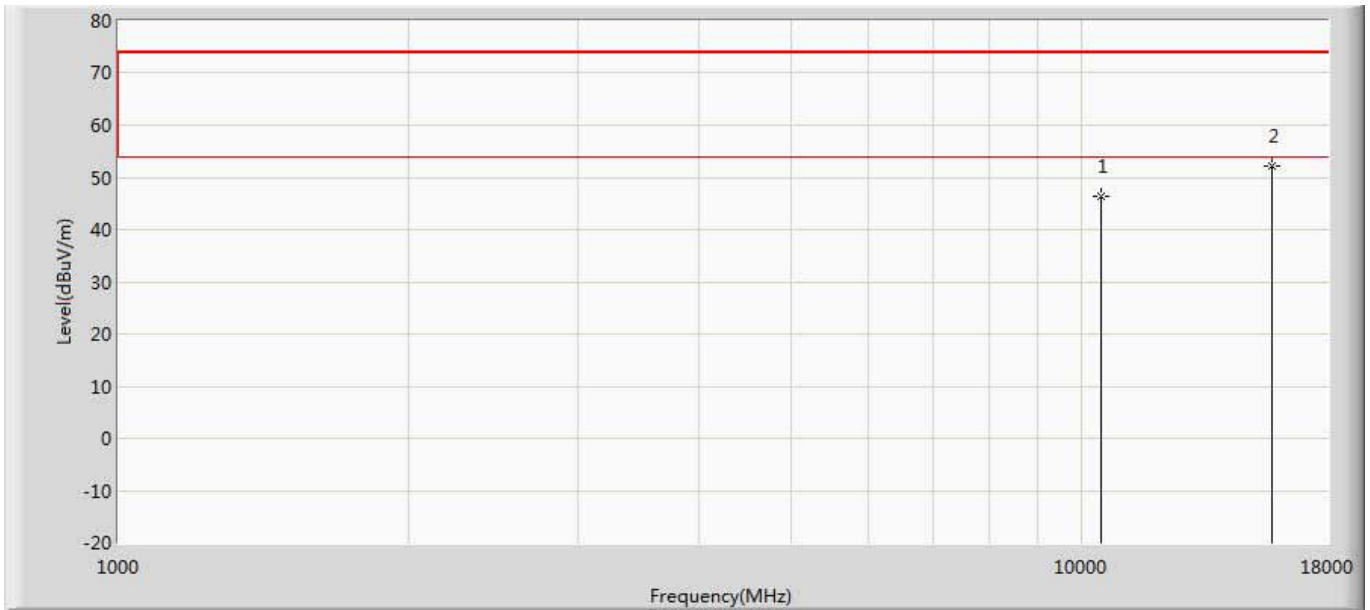
No	Mark	Frequency (MHz)	Measure Level (dBuV/m)	Reading Level (dBuV)	Over Limit (dB)	Limit (dBuV/m)	Factor (dB)	Type
1		10480.000	46.209	38.061	-27.791	74.000	8.148	PK
2	*	15720.000	51.843	34.784	-22.157	74.000	17.059	PK

Engineer: Eric	
Site: AC5	Time: 2018/01/23 - 02:27
Limit: FCC_Part15.209_RE(3m)	Margin: 0
Probe: Horn_3117_00167055(1-18GHz)	Polarity: Horizontal
EUT: Wireless Access point	Power: AC 120V/60Hz
Note: Mode 1:Transmit at 5240MHz by 802.11a Ant2	



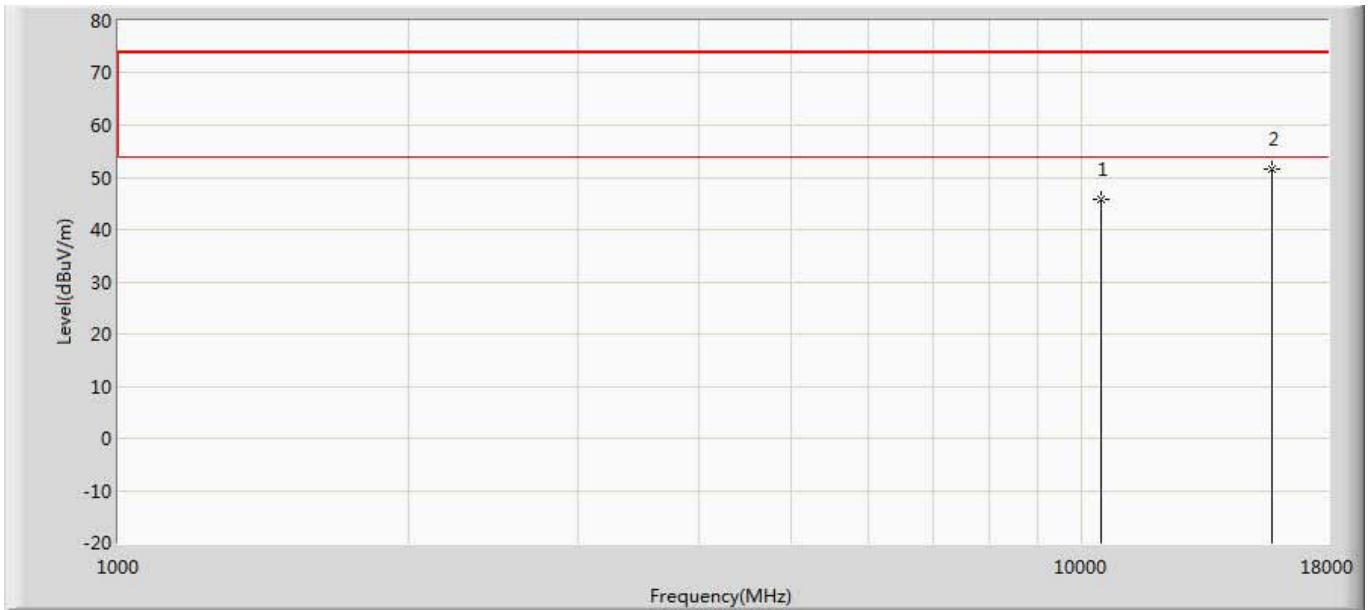
No	Mark	Frequency (MHz)	Measure Level (dBuV/m)	Reading Level (dBuV)	Over Limit (dB)	Limit (dBuV/m)	Factor (dB)	Type
1		10480.000	46.816	38.668	-27.184	74.000	8.148	PK
2	*	15720.000	51.641	34.582	-22.359	74.000	17.059	PK

Engineer: Eric	
Site: AC5	Time: 2018/01/23 - 02:28
Limit: FCC_Part15.209_RE(3m)	Margin: 0
Probe: Horn_3117_00167055(1-18GHz)	Polarity: Vertical
EUT: Wireless Access point	Power: AC 120V/60Hz
Note: Mode 1:Transmit at 5240MHz by 802.11a Ant1+2	



No	Mark	Frequency (MHz)	Measure Level (dBuV/m)	Reading Level (dBuV)	Over Limit (dB)	Limit (dBuV/m)	Factor (dB)	Type
1		10480.000	46.381	38.233	-27.619	74.000	8.148	PK
2	*	15720.000	52.081	35.022	-21.919	74.000	17.059	PK

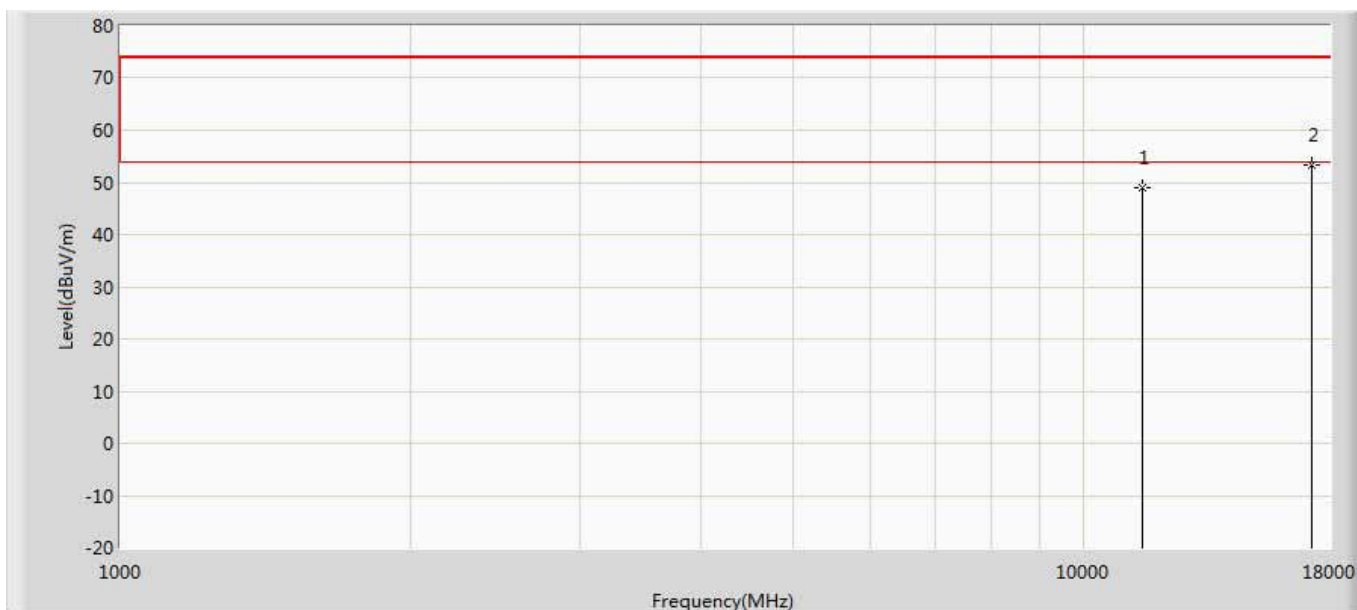
Engineer: Eric	
Site: AC5	Time: 2018/01/23 - 02:28
Limit: FCC_Part15.209_RE(3m)	Margin: 0
Probe: Horn_3117_00167055(1-18GHz)	Polarity: Horizontal
EUT: Wireless Access point	Power: AC 120V/60Hz
Note: Mode 1:Transmit at 5240MHz by 802.11a Ant1+2	



No	Mark	Frequency (MHz)	Measure Level (dBuV/m)	Reading Level (dBuV)	Over Limit (dB)	Limit (dBuV/m)	Factor (dB)	Type
1		10480.000	45.728	37.580	-28.272	74.000	8.148	PK
2	*	15720.000	51.617	34.558	-22.383	74.000	17.059	PK

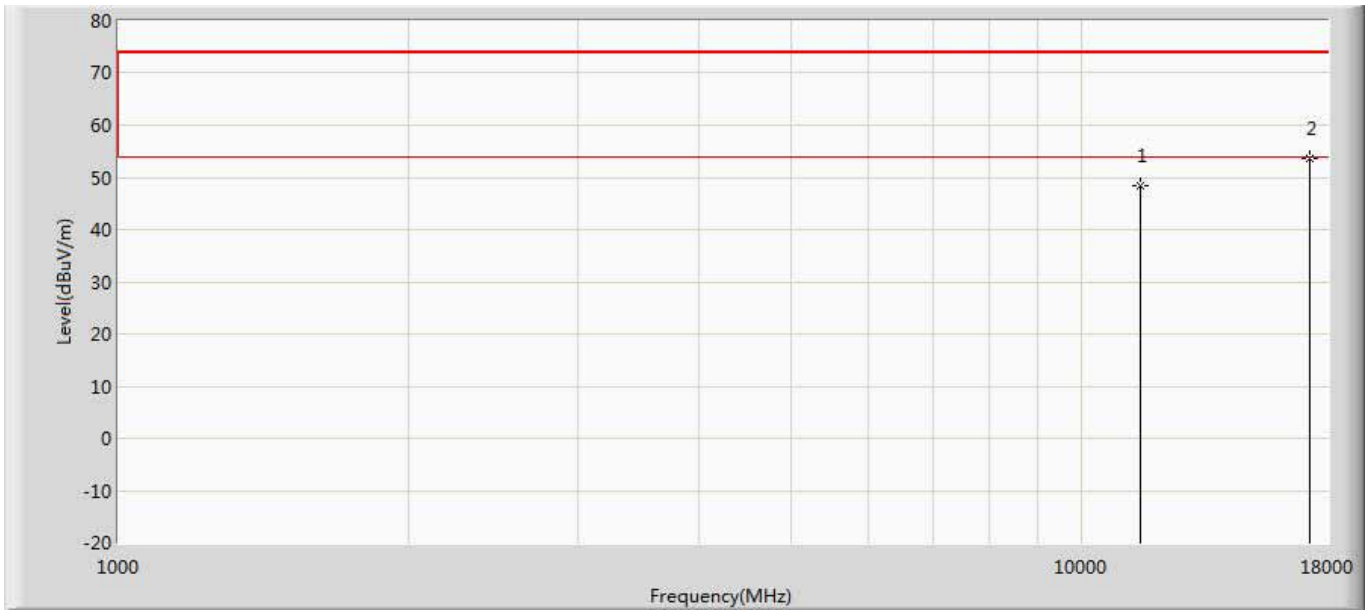


Engineer: Eric	
Site: AC5	Time: 2018/01/23 - 02:28
Limit: FCC_Part15.209_RE(3m)	Margin: 0
Probe: Horn_3117_00167055(1-18GHz)	Polarity: Vertical
EUT: Wireless Access point	Power: AC 120V/60Hz
Note: Mode 1:Transmit at 5745MHz by 802.11a Ant1	



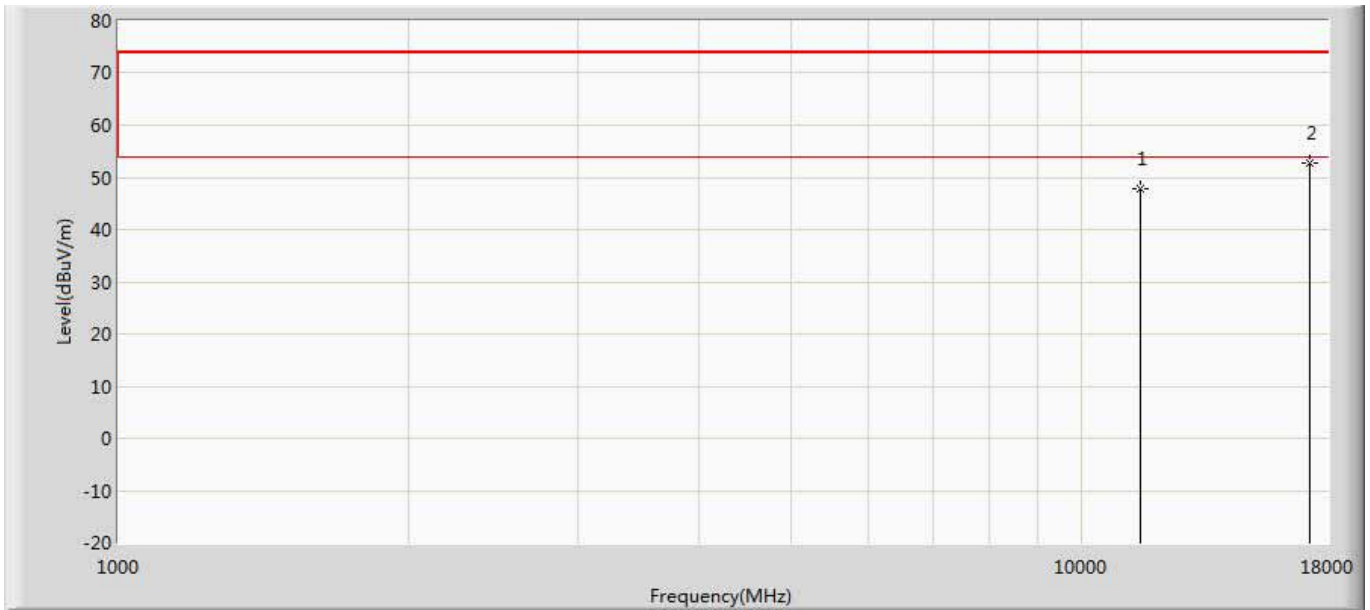
No	Mark	Frequency (MHz)	Measure Level (dBuV/m)	Reading Level (dBuV)	Over Limit (dB)	Limit (dBuV/m)	Factor (dB)	Type
1		11490.000	49.036	39.310	-24.964	74.000	9.726	PK
2	*	17235.000	53.283	34.864	-20.717	74.000	18.419	PK

Engineer: Eric	
Site: AC5	Time: 2018/01/23 - 02:28
Limit: FCC_Part15.209_RE(3m)	Margin: 0
Probe: Horn_3117_00167055(1-18GHz)	Polarity: Horizontal
EUT: Wireless Access point	Power: AC 120V/60Hz
Note: Mode 1:Transmit at 5745MHz by 802.11a Ant1	



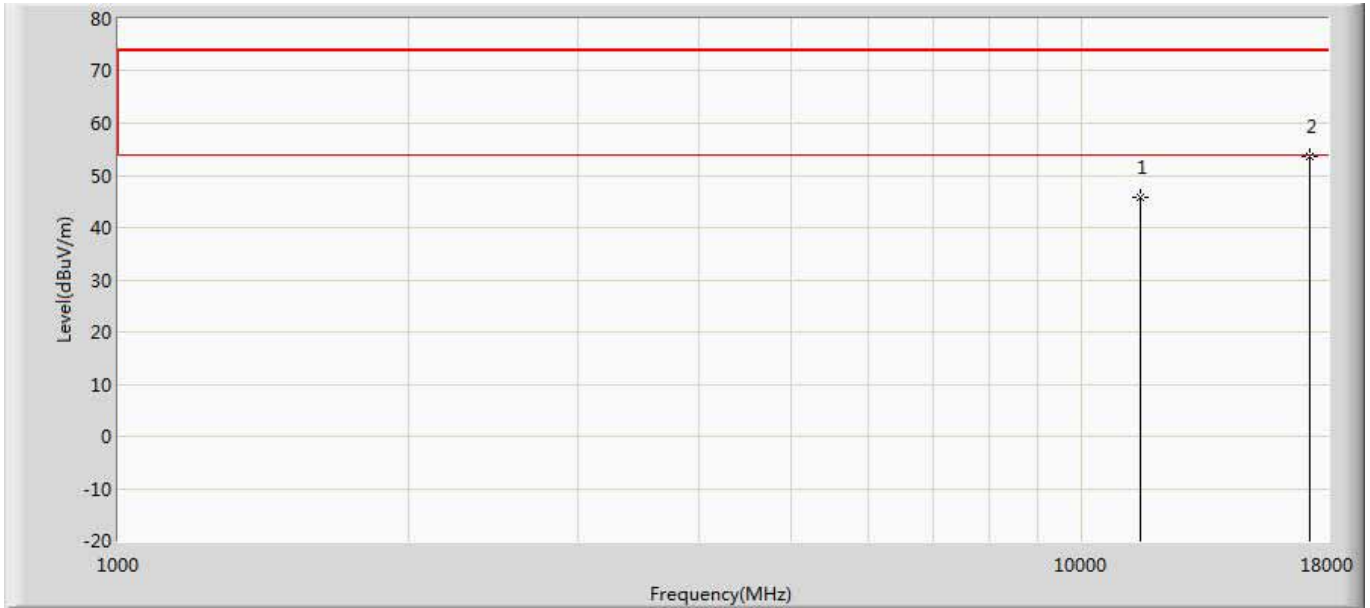
No	Mark	Frequency (MHz)	Measure Level (dBuV/m)	Reading Level (dBuV)	Over Limit (dB)	Limit (dBuV/m)	Factor (dB)	Type
1		11490.000	48.485	38.759	-25.515	74.000	9.726	PK
2	*	17235.000	53.528	35.109	-20.472	74.000	18.419	PK

Engineer: Eric	
Site: AC5	Time: 2018/01/23 - 02:28
Limit: FCC_Part15.209_RE(3m)	Margin: 0
Probe: Horn_3117_00167055(1-18GHz)	Polarity: Vertical
EUT: Wireless Access point	Power: AC 120V/60Hz
Note: Mode 1:Transmit at 5745MHz by 802.11a Ant2	



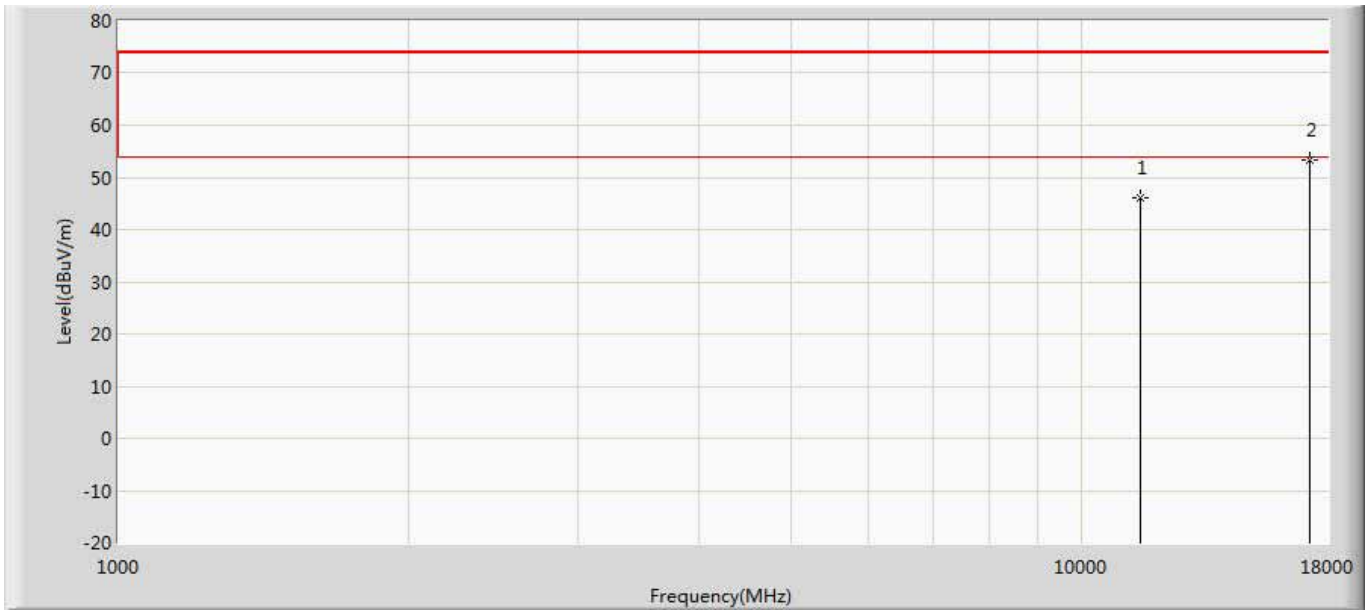
No	Mark	Frequency (MHz)	Measure Level (dBuV/m)	Reading Level (dBuV)	Over Limit (dB)	Limit (dBuV/m)	Factor (dB)	Type
1		11490.000	47.762	38.036	-26.238	74.000	9.726	PK
2	*	17235.000	52.797	34.378	-21.203	74.000	18.419	PK

Engineer: Eric	
Site: AC5	Time: 2018/01/23 - 02:28
Limit: FCC_Part15.209_RE(3m)	Margin: 0
Probe: Horn_3117_00167055(1-18GHz)	Polarity: Horizontal
EUT: Wireless Access point	Power: AC 120V/60Hz
Note: Mode 1:Transmit at 5745MHz by 802.11a Ant2	



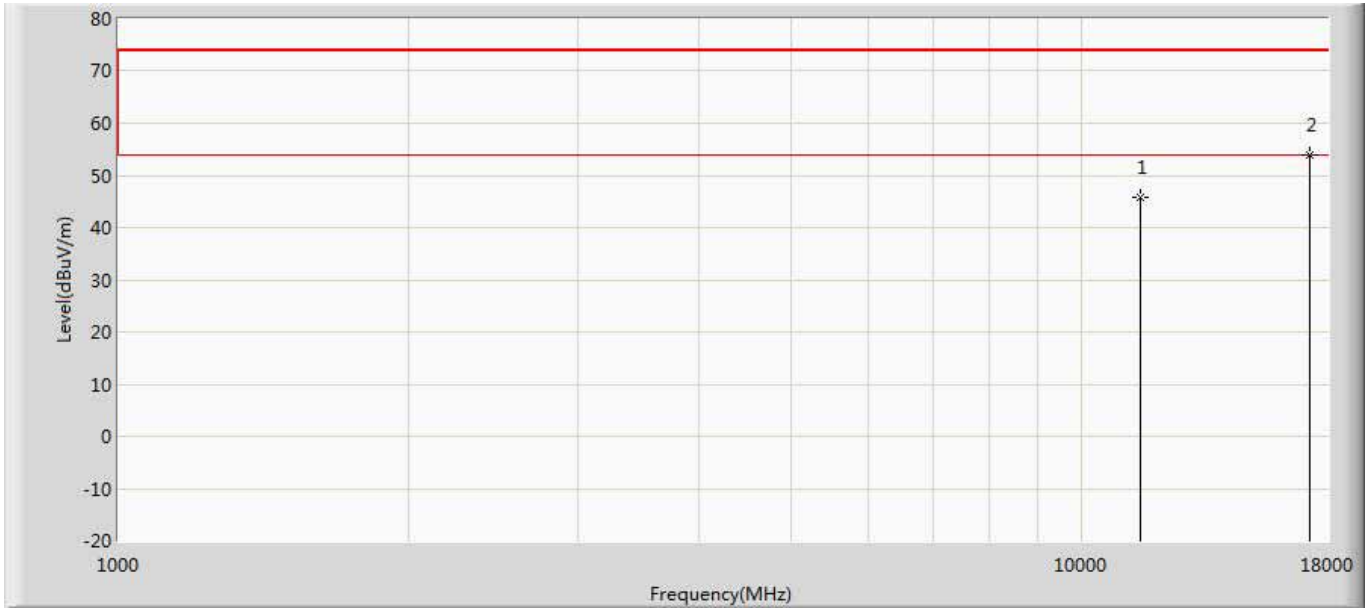
No	Mark	Frequency (MHz)	Measure Level (dBuV/m)	Reading Level (dBuV)	Over Limit (dB)	Limit (dBuV/m)	Factor (dB)	Type
1		11490.000	45.787	36.061	-28.213	74.000	9.726	PK
2	*	17235.000	53.718	35.299	-20.282	74.000	18.419	PK

Engineer: Eric	
Site: AC5	Time: 2018/01/23 - 02:28
Limit: FCC_Part15.209_RE(3m)	Margin: 0
Probe: Horn_3117_00167055(1-18GHz)	Polarity: Vertical
EUT: Wireless Access point	Power: AC 120V/60Hz
Note: Mode 1:Transmit at 5745MHz by 802.11a Ant1+2	



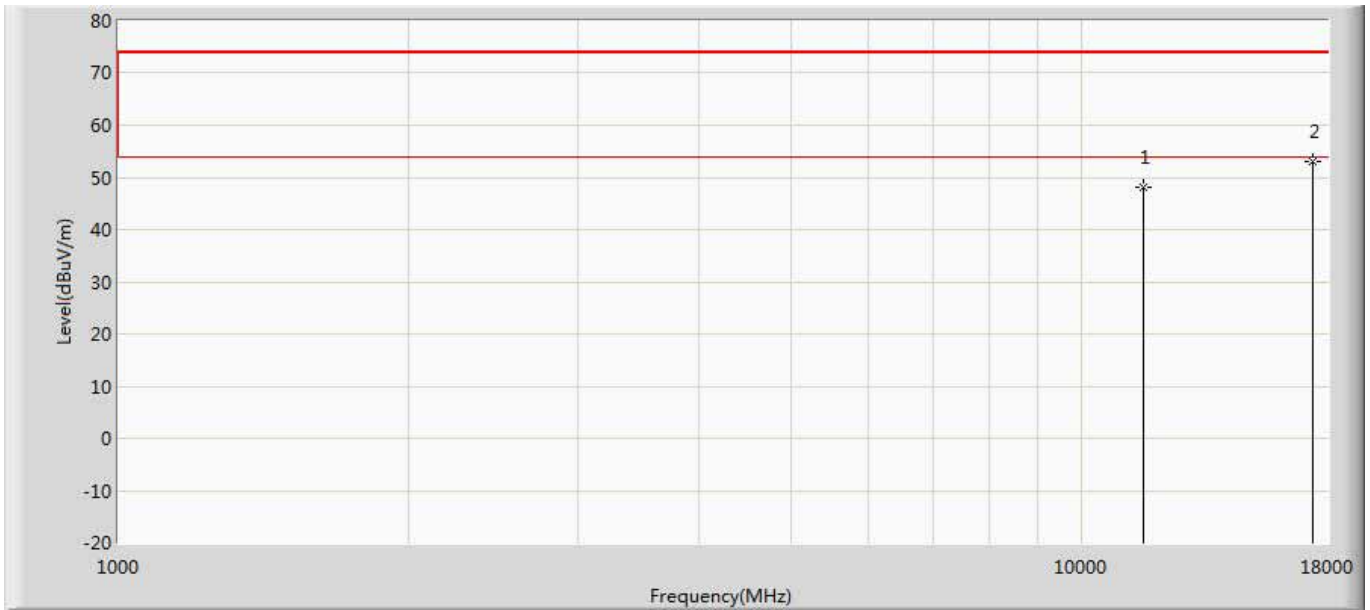
No	Mark	Frequency (MHz)	Measure Level (dBuV/m)	Reading Level (dBuV)	Over Limit (dB)	Limit (dBuV/m)	Factor (dB)	Type
1		11490.000	46.141	36.415	-27.859	74.000	9.726	PK
2	*	17235.000	53.198	34.779	-20.802	74.000	18.419	PK

Engineer: Eric	
Site: AC5	Time: 2018/01/23 - 02:28
Limit: FCC_Part15.209_RE(3m)	Margin: 0
Probe: Horn_3117_00167055(1-18GHz)	Polarity: Horizontal
EUT: Wireless Access point	Power: AC 120V/60Hz
Note: Mode 1:Transmit at 5745MHz by 802.11a Ant1+2	



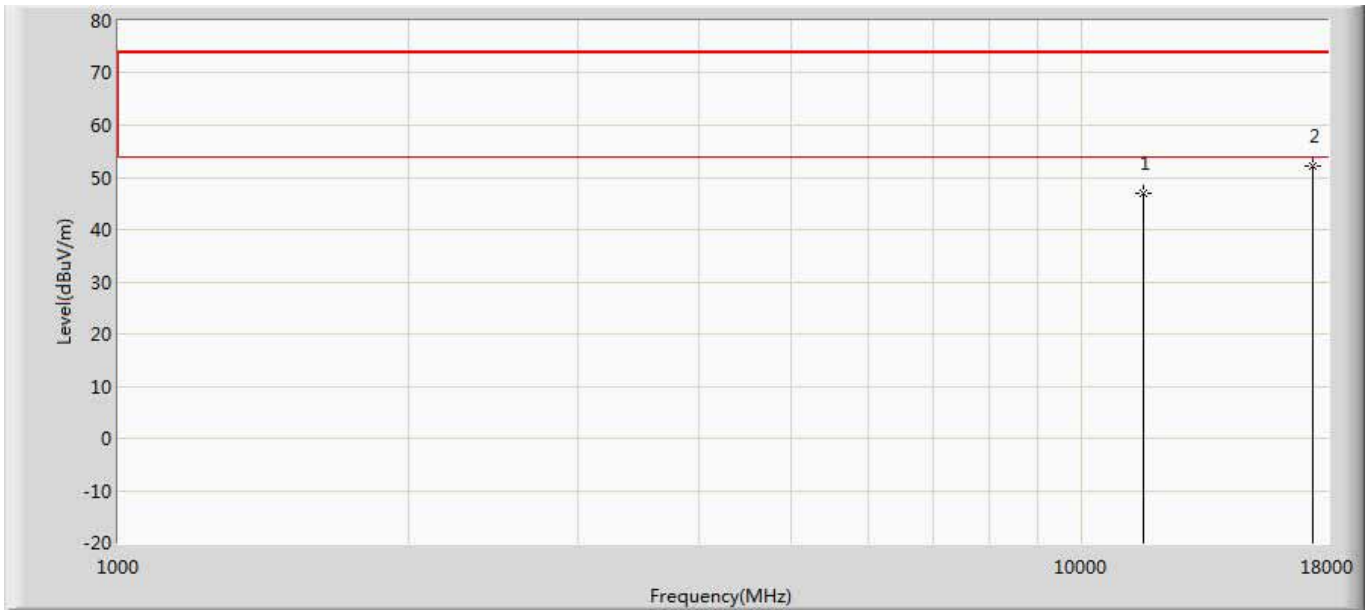
No	Mark	Frequency (MHz)	Measure Level (dBuV/m)	Reading Level (dBuV)	Over Limit (dB)	Limit (dBuV/m)	Factor (dB)	Type
1		11490.000	45.874	36.148	-28.126	74.000	9.726	PK
2	*	17235.000	54.015	35.596	-19.985	74.000	18.419	PK

Engineer: Eric	
Site: AC5	Time: 2018/01/23 - 02:29
Limit: FCC_Part15.209_RE(3m)	Margin: 0
Probe: Horn_3117_00167055(1-18GHz)	Polarity: Vertical
EUT: Wireless Access point	Power: AC 120V/60Hz
Note: Mode 1:Transmit at 5785MHz by 802.11a Ant1	



No	Mark	Frequency (MHz)	Measure Level (dBuV/m)	Reading Level (dBuV)	Over Limit (dB)	Limit (dBuV/m)	Factor (dB)	Type
1		11570.000	48.204	38.003	-25.796	74.000	10.201	PK
2	*	17355.000	53.079	34.218	-20.921	74.000	18.861	PK

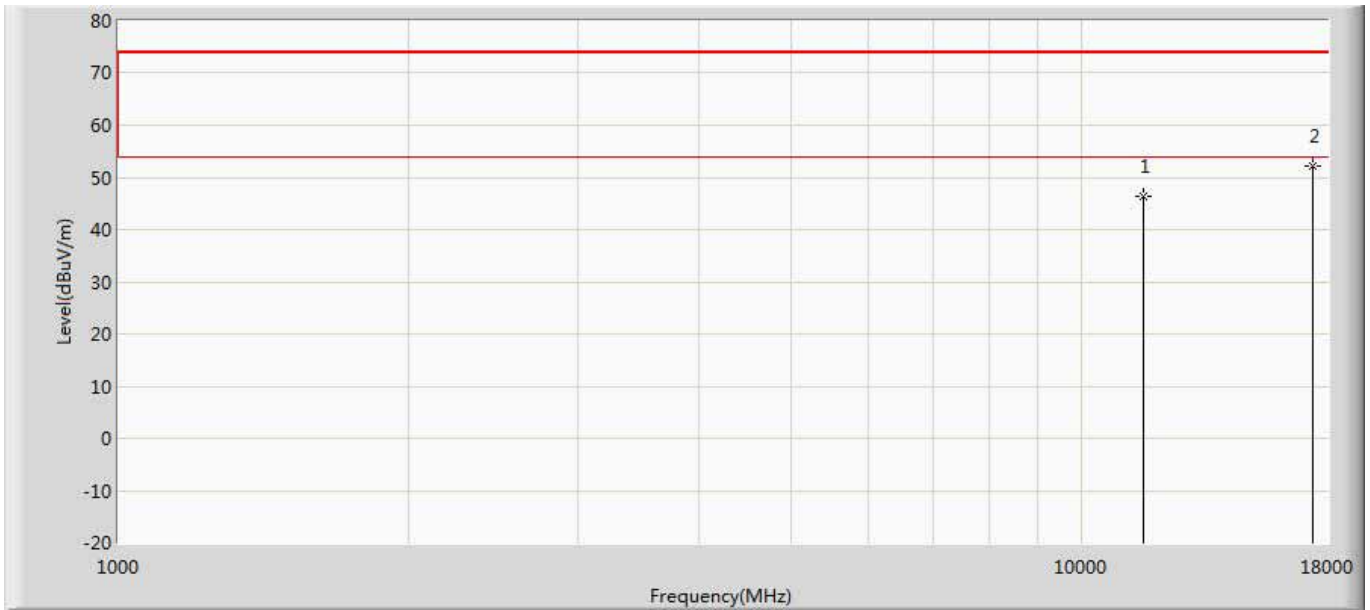
Engineer: Eric	
Site: AC5	Time: 2018/01/23 - 02:29
Limit: FCC_Part15.209_RE(3m)	Margin: 0
Probe: Horn_3117_00167055(1-18GHz)	Polarity: Horizontal
EUT: Wireless Access point	Power: AC 120V/60Hz
Note: Mode 1:Transmit at 5785MHz by 802.11a Ant1	



No	Mark	Frequency (MHz)	Measure Level (dBuV/m)	Reading Level (dBuV)	Over Limit (dB)	Limit (dBuV/m)	Factor (dB)	Type
1		11570.000	47.006	36.805	-26.994	74.000	10.201	PK
2	*	17355.000	52.270	33.409	-21.730	74.000	18.861	PK

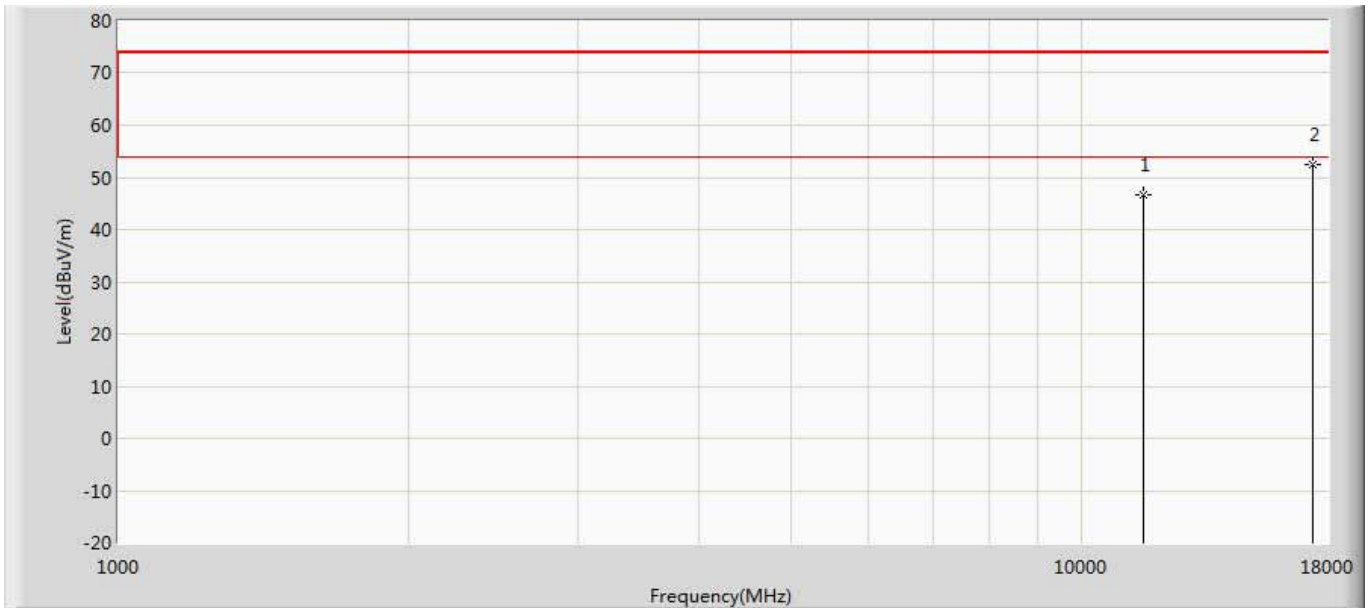


Engineer: Eric	
Site: AC5	Time: 2018/01/23 - 02:29
Limit: FCC_Part15.209_RE(3m)	Margin: 0
Probe: Horn_3117_00167055(1-18GHz)	Polarity: Vertical
EUT: Wireless Access point	Power: AC 120V/60Hz
Note: Mode 1:Transmit at 5785MHz by 802.11a Ant2	



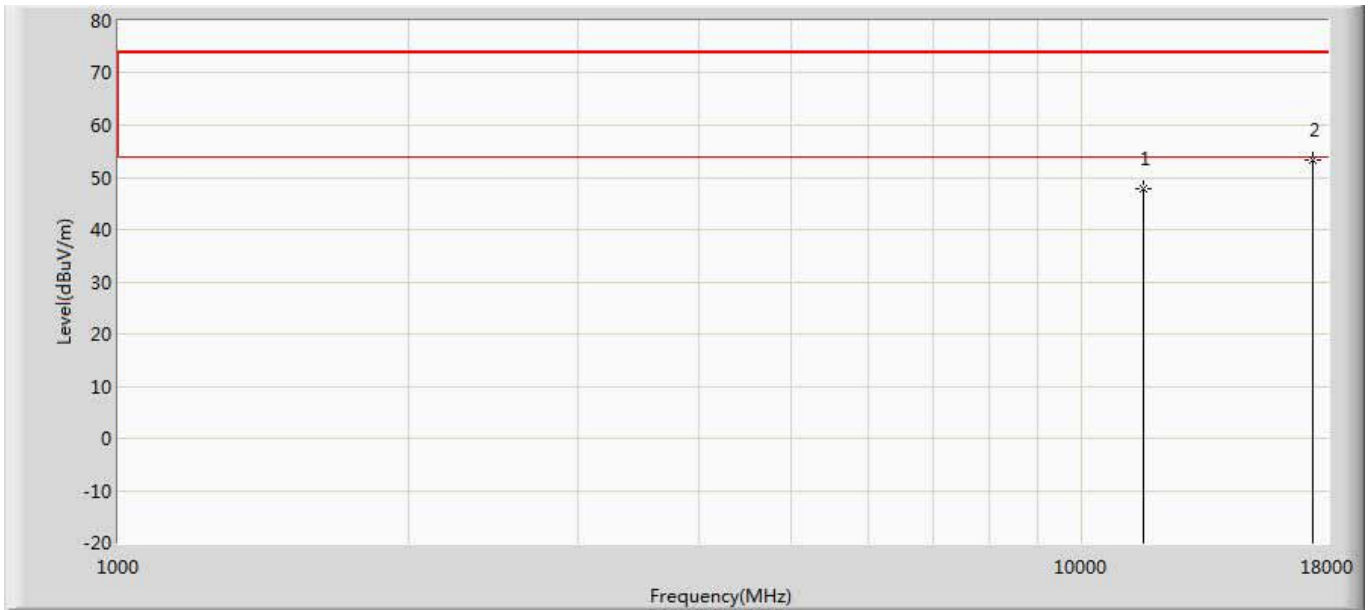
No	Mark	Frequency (MHz)	Measure Level (dBuV/m)	Reading Level (dBuV)	Over Limit (dB)	Limit (dBuV/m)	Factor (dB)	Type
1		11570.000	46.436	36.235	-27.564	74.000	10.201	PK
2	*	17355.000	52.230	33.369	-21.770	74.000	18.861	PK

Engineer: Eric	
Site: AC5	Time: 2018/01/23 - 02:29
Limit: FCC_Part15.209_RE(3m)	Margin: 0
Probe: Horn_3117_00167055(1-18GHz)	Polarity: Horizontal
EUT: Wireless Access point	Power: AC 120V/60Hz
Note: Mode 1:Transmit at 5785MHz by 802.11a Ant2	



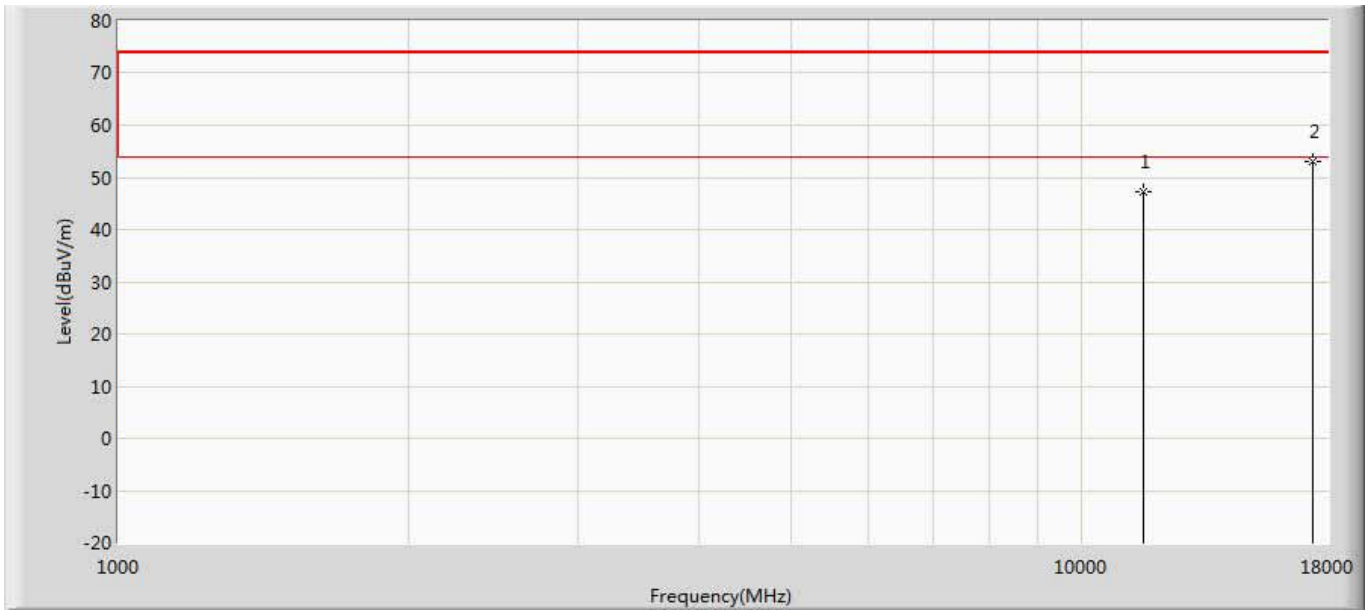
No	Mark	Frequency (MHz)	Measure Level (dBuV/m)	Reading Level (dBuV)	Over Limit (dB)	Limit (dBuV/m)	Factor (dB)	Type
1		11570.000	46.754	36.553	-27.246	74.000	10.201	PK
2	*	17355.000	52.579	33.718	-21.421	74.000	18.861	PK

Engineer: Eric	
Site: AC5	Time: 2018/01/23 - 02:29
Limit: FCC_Part15.209_RE(3m)	Margin: 0
Probe: Horn_3117_00167055(1-18GHz)	Polarity: Vertical
EUT: Wireless Access point	Power: AC 120V/60Hz
Note: Mode 1:Transmit at 5785MHz by 802.11a Ant1+2	



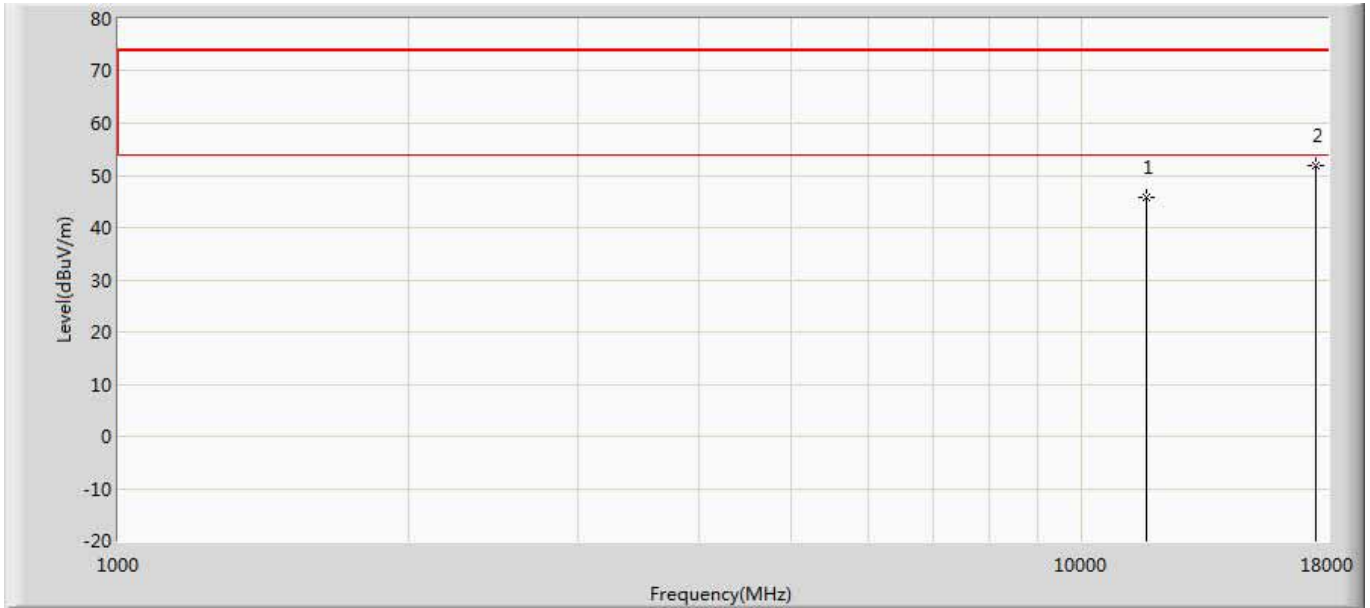
No	Mark	Frequency (MHz)	Measure Level (dBuV/m)	Reading Level (dBuV)	Over Limit (dB)	Limit (dBuV/m)	Factor (dB)	Type
1		11570.000	47.896	37.695	-26.104	74.000	10.201	PK
2	*	17355.000	53.213	34.352	-20.787	74.000	18.861	PK

Engineer: Eric	
Site: AC5	Time: 2018/01/23 - 02:29
Limit: FCC_Part15.209_RE(3m)	Margin: 0
Probe: Horn_3117_00167055(1-18GHz)	Polarity: Horizontal
EUT: Wireless Access point	Power: AC 120V/60Hz
Note: Mode 1:Transmit at 5785MHz by 802.11a Ant1+2	



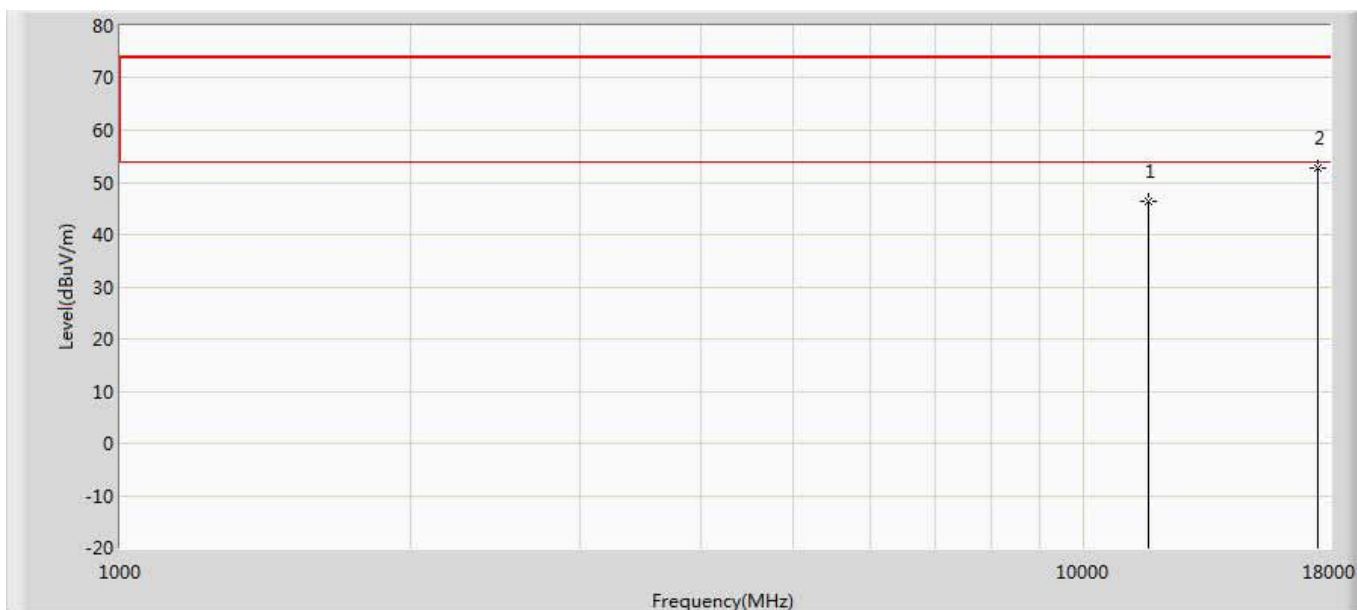
No	Mark	Frequency (MHz)	Measure Level (dBuV/m)	Reading Level (dBuV)	Over Limit (dB)	Limit (dBuV/m)	Factor (dB)	Type
1		11570.000	47.176	36.975	-26.824	74.000	10.201	PK
2	*	17355.000	53.118	34.257	-20.882	74.000	18.861	PK

Engineer: Eric	
Site: AC5	Time: 2018/01/23 - 02:29
Limit: FCC_Part15.209_RE(3m)	Margin: 0
Probe: Horn_3117_00167055(1-18GHz)	Polarity: Vertical
EUT: Wireless Access point	Power: AC 120V/60Hz
Note: Mode 1:Transmit at 5825MHz by 802.11a Ant1	



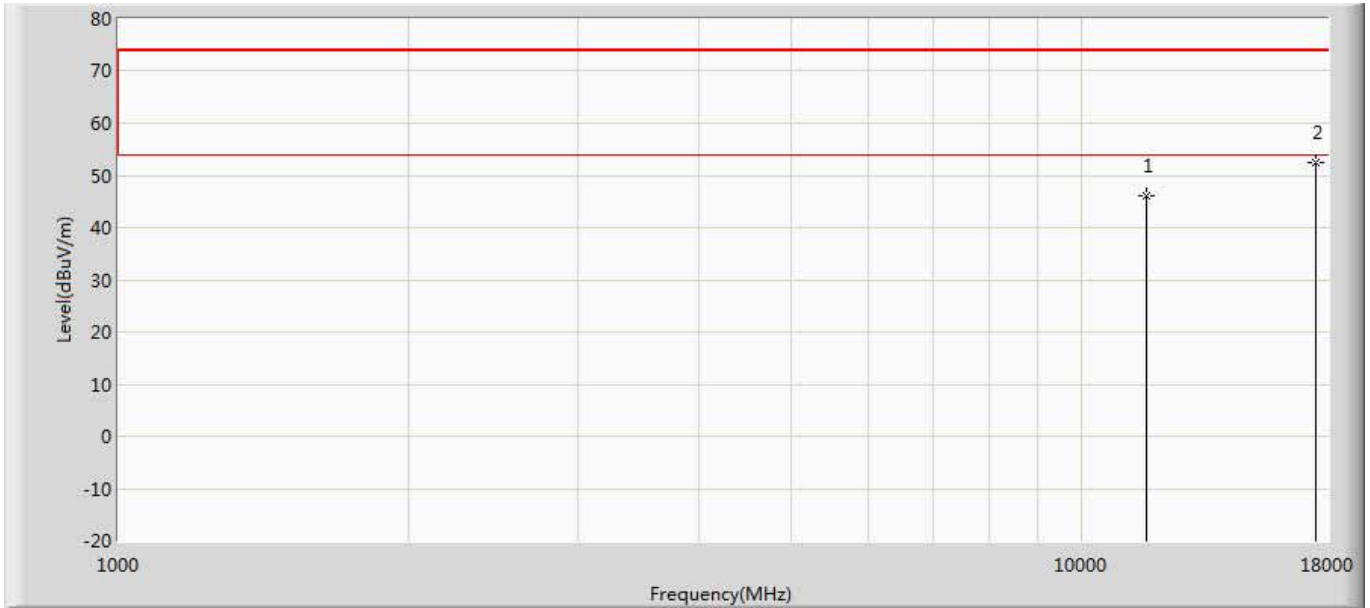
No	Mark	Frequency (MHz)	Measure Level (dBuV/m)	Reading Level (dBuV)	Over Limit (dB)	Limit (dBuV/m)	Factor (dB)	Type
1		11650.000	45.873	35.789	-28.127	74.000	10.084	PK
2	*	17475.000	51.780	34.047	-22.220	74.000	17.733	PK

Engineer: Eric	
Site: AC5	Time: 2018/01/23 - 02:29
Limit: FCC_Part15.209_RE(3m)	Margin: 0
Probe: Horn_3117_00167055(1-18GHz)	Polarity: Horizontal
EUT: Wireless Access point	Power: AC 120V/60Hz
Note: Mode 1:Transmit at 5825MHz by 802.11a Ant1	



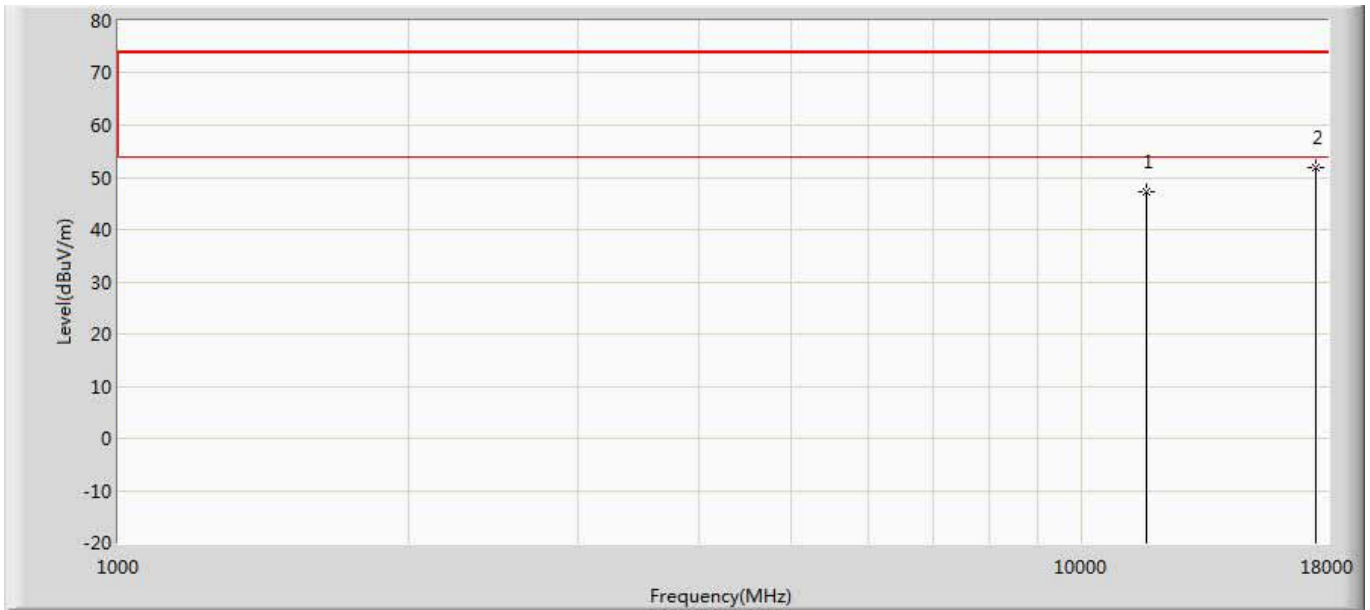
No	Mark	Frequency (MHz)	Measure Level (dBuV/m)	Reading Level (dBuV)	Over Limit (dB)	Limit (dBuV/m)	Factor (dB)	Type
1		11650.000	46.326	36.242	-27.674	74.000	10.084	PK
2	*	17475.000	52.689	34.956	-21.311	74.000	17.733	PK

Engineer: Eric	
Site: AC5	Time: 2018/01/23 - 02:29
Limit: FCC_Part15.209_RE(3m)	Margin: 0
Probe: Horn_3117_00167055(1-18GHz)	Polarity: Vertical
EUT: Wireless Access point	Power: AC 120V/60Hz
Note: Mode 1:Transmit at 5825MHz by 802.11a Ant2	



No	Mark	Frequency (MHz)	Measure Level (dBuV/m)	Reading Level (dBuV)	Over Limit (dB)	Limit (dBuV/m)	Factor (dB)	Type
1		11650.000	46.119	36.035	-27.881	74.000	10.084	PK
2	*	17475.000	52.377	34.644	-21.623	74.000	17.733	PK

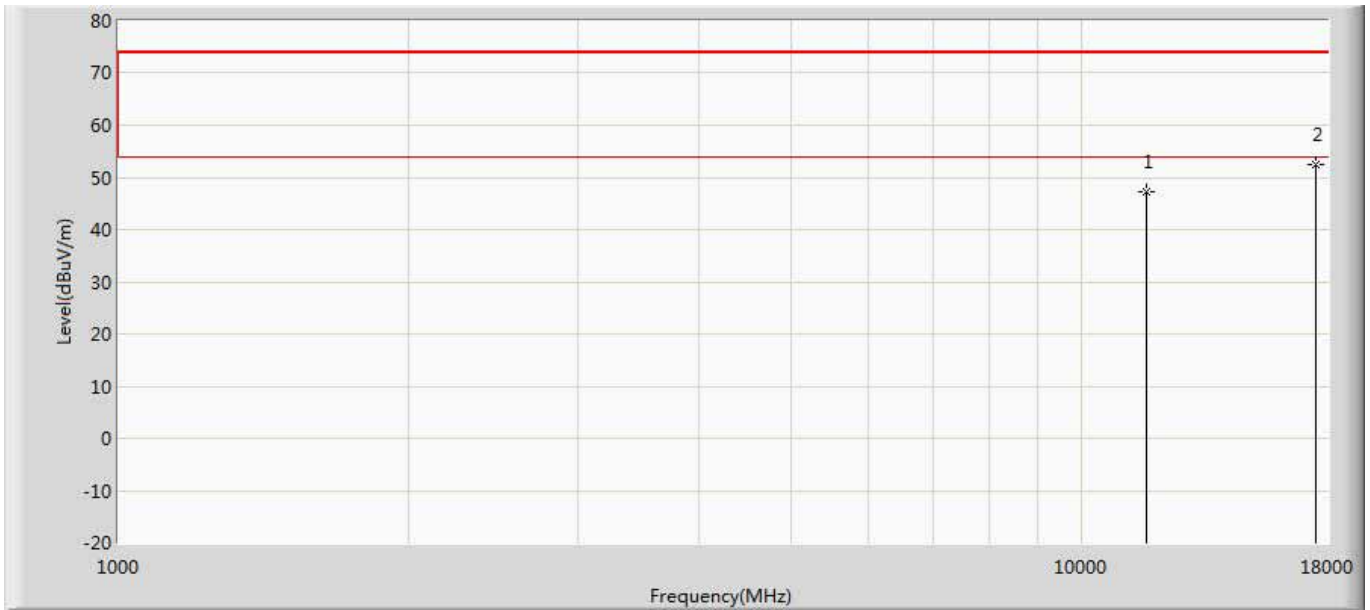
Engineer: Eric	
Site: AC5	Time: 2018/01/23 - 02:29
Limit: FCC_Part15.209_RE(3m)	Margin: 0
Probe: Horn_3117_00167055(1-18GHz)	Polarity: Horizontal
EUT: Wireless Access point	Power: AC 120V/60Hz
Note: Mode 1:Transmit at 5825MHz by 802.11a Ant2	



No	Mark	Frequency (MHz)	Measure Level (dBuV/m)	Reading Level (dBuV)	Over Limit (dB)	Limit (dBuV/m)	Factor (dB)	Type
1		11650.000	47.307	37.223	-26.693	74.000	10.084	PK
2	*	17475.000	51.905	34.172	-22.095	74.000	17.733	PK

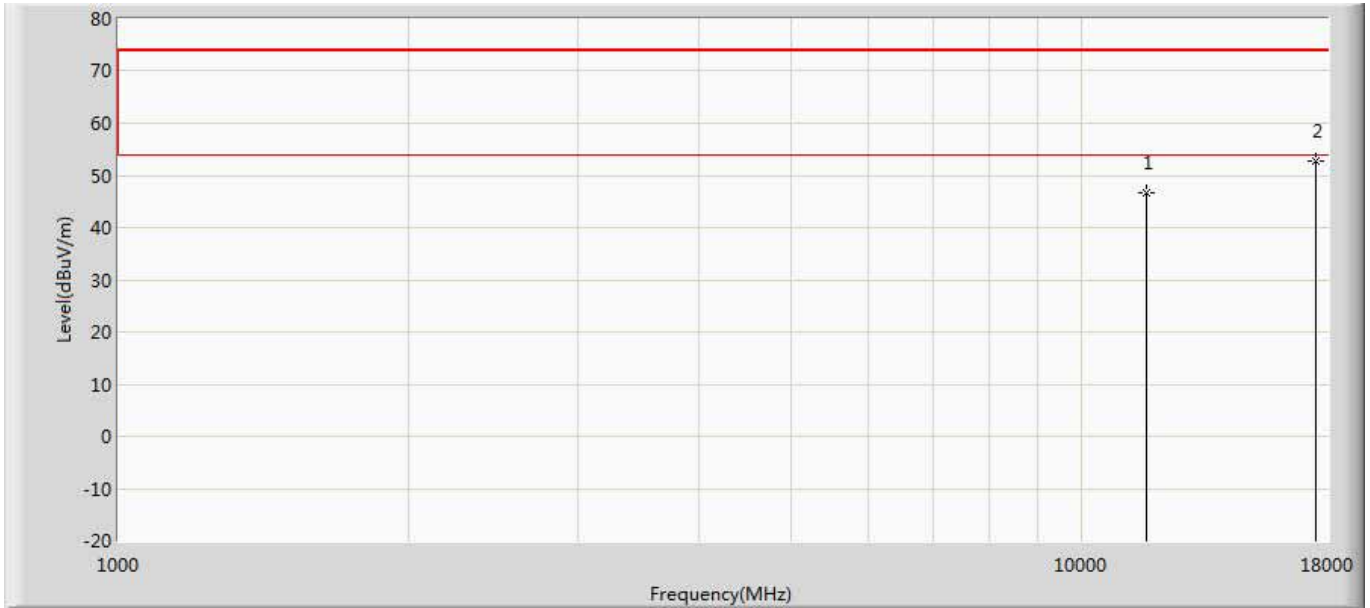


Engineer: Eric	
Site: AC5	Time: 2018/01/23 - 02:30
Limit: FCC_Part15.209_RE(3m)	Margin: 0
Probe: Horn_3117_00167055(1-18GHz)	Polarity: Vertical
EUT: Wireless Access point	Power: AC 120V/60Hz
Note: Mode 1:Transmit at 5825MHz by 802.11a Ant1+2	



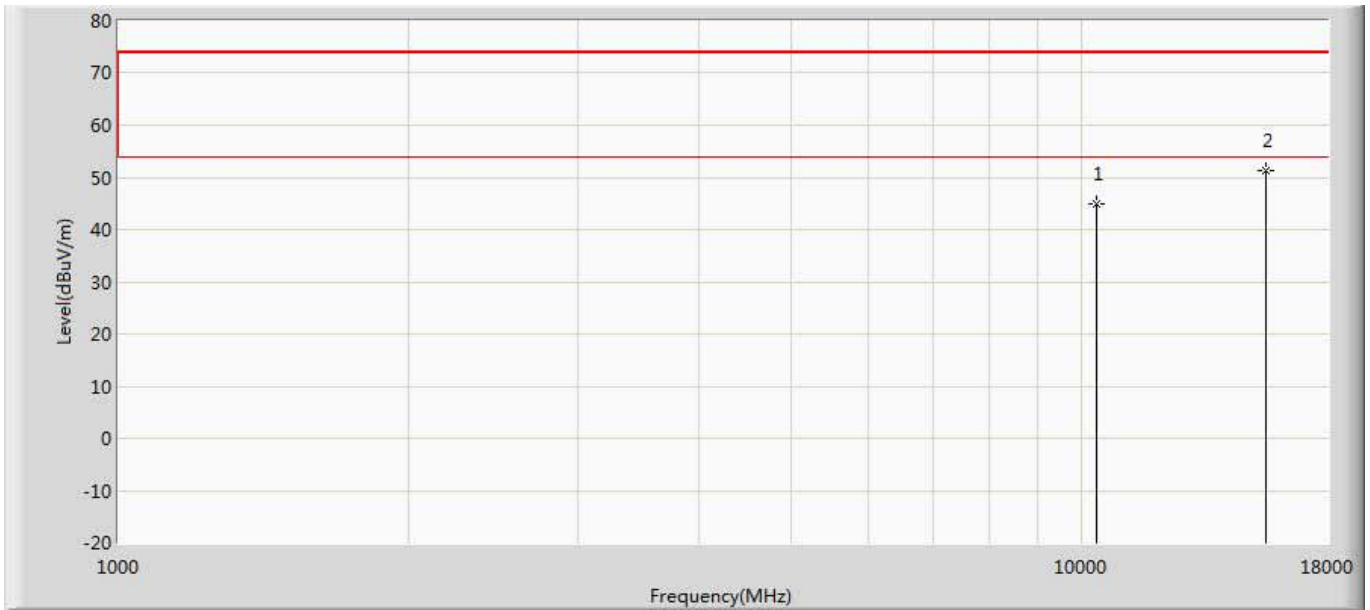
No	Mark	Frequency (MHz)	Measure Level (dBuV/m)	Reading Level (dBuV)	Over Limit (dB)	Limit (dBuV/m)	Factor (dB)	Type
1		11650.000	47.271	37.187	-26.729	74.000	10.084	PK
2	*	17475.000	52.374	34.641	-21.626	74.000	17.733	PK

Engineer: Eric	
Site: AC5	Time: 2018/01/23 - 02:30
Limit: FCC_Part15.209_RE(3m)	Margin: 0
Probe: Horn_3117_00167055(1-18GHz)	Polarity: Horizontal
EUT: Wireless Access point	Power: AC 120V/60Hz
Note: Mode 1:Transmit at 5825MHz by 802.11a Ant1+2	



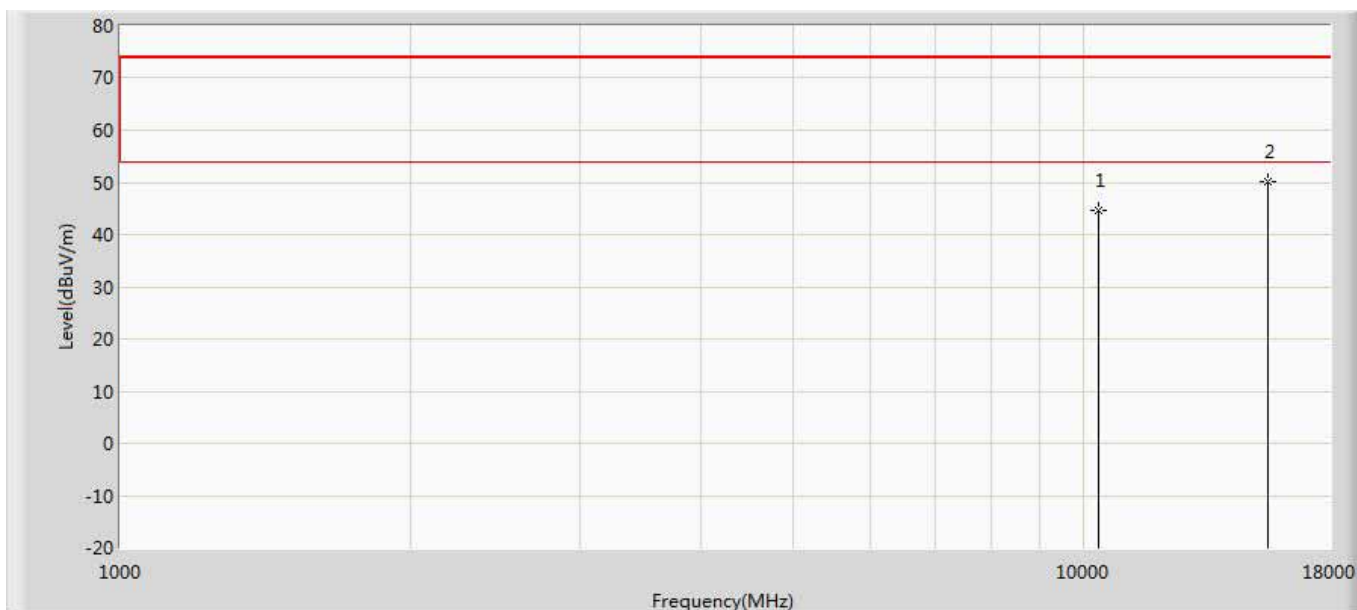
No	Mark	Frequency (MHz)	Measure Level (dBuV/m)	Reading Level (dBuV)	Over Limit (dB)	Limit (dBuV/m)	Factor (dB)	Type
1		11650.000	46.638	36.554	-27.362	74.000	10.084	PK
2	*	17475.000	52.851	35.118	-21.149	74.000	17.733	PK

Engineer: Eric	
Site: AC5	Time: 2018/01/23 - 02:30
Limit: FCC_Part15.209_RE(3m)	Margin: 0
Probe: Horn_3117_00167055(1-18GHz)	Polarity: Vertical
EUT: Wireless Access point	Power: AC 120V/60Hz
Note: Mode 2:Transmit at 5180MHz by 802.11n20 Ant1	



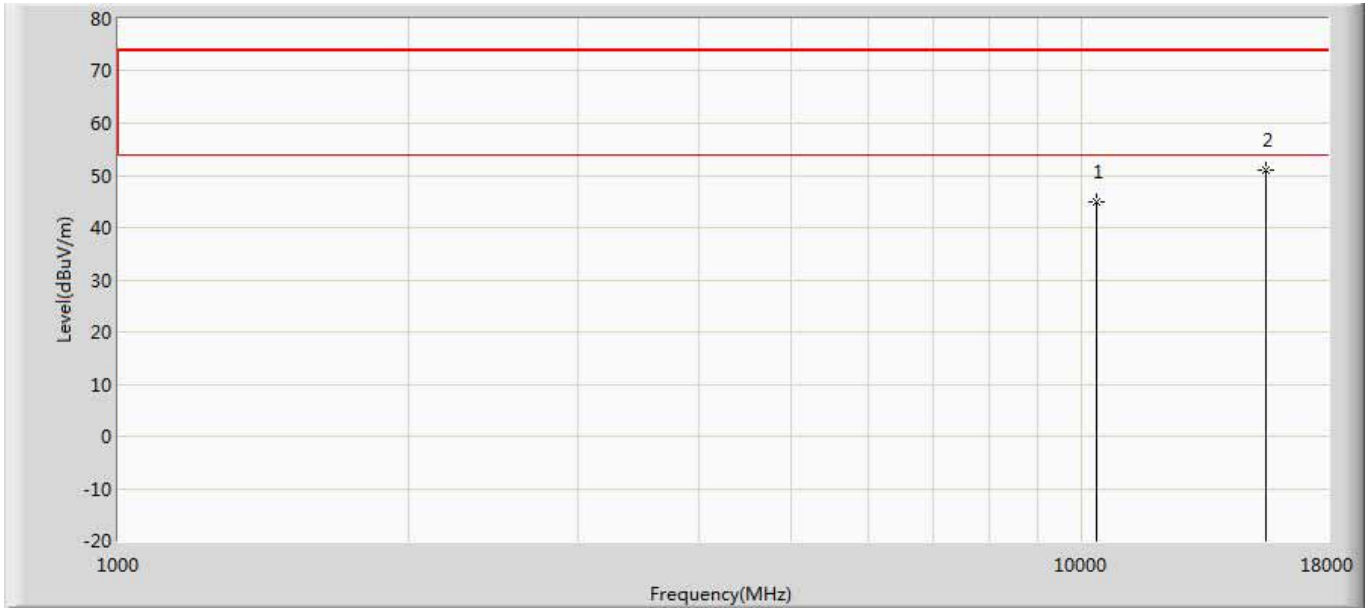
No	Mark	Frequency (MHz)	Measure Level (dBuV/m)	Reading Level (dBuV)	Over Limit (dB)	Limit (dBuV/m)	Factor (dB)	Type
1		10360.000	45.033	37.551	-28.967	74.000	7.482	PK
2	*	15540.000	51.359	35.396	-22.641	74.000	15.963	PK

Engineer: Eric	
Site: AC5	Time: 2018/01/23 - 02:30
Limit: FCC_Part15.209_RE(3m)	Margin: 0
Probe: Horn_3117_00167055(1-18GHz)	Polarity: Horizontal
EUT: Wireless Access point	Power: AC 120V/60Hz
Note: Mode 2:Transmit at 5180MHz by 802.11n20 Ant1	



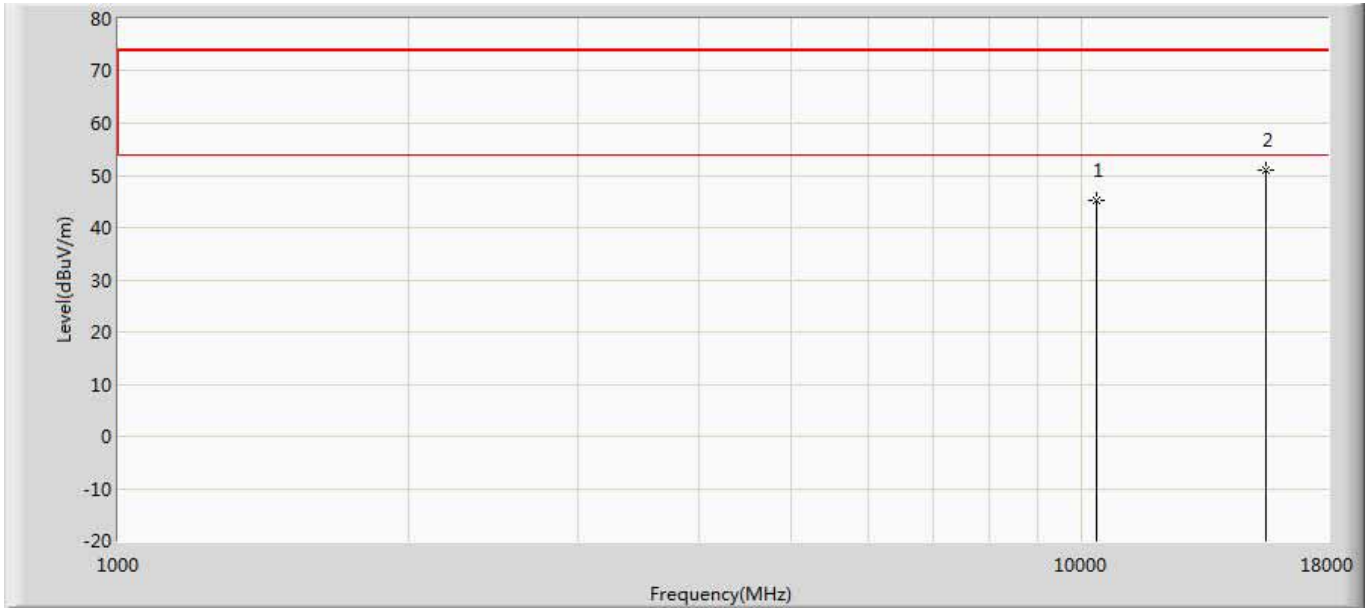
No	Mark	Frequency (MHz)	Measure Level (dBuV/m)	Reading Level (dBuV)	Over Limit (dB)	Limit (dBuV/m)	Factor (dB)	Type
1		10360.000	44.590	37.108	-29.410	74.000	7.482	PK
2	*	15540.000	50.246	34.283	-23.754	74.000	15.963	PK

Engineer: Eric	
Site: AC5	Time: 2018/01/23 - 02:30
Limit: FCC_Part15.209_RE(3m)	Margin: 0
Probe: Horn_3117_00167055(1-18GHz)	Polarity: Vertical
EUT: Wireless Access point	Power: AC 120V/60Hz
Note: Mode 2:Transmit at 5180MHz by 802.11n20 Ant2	



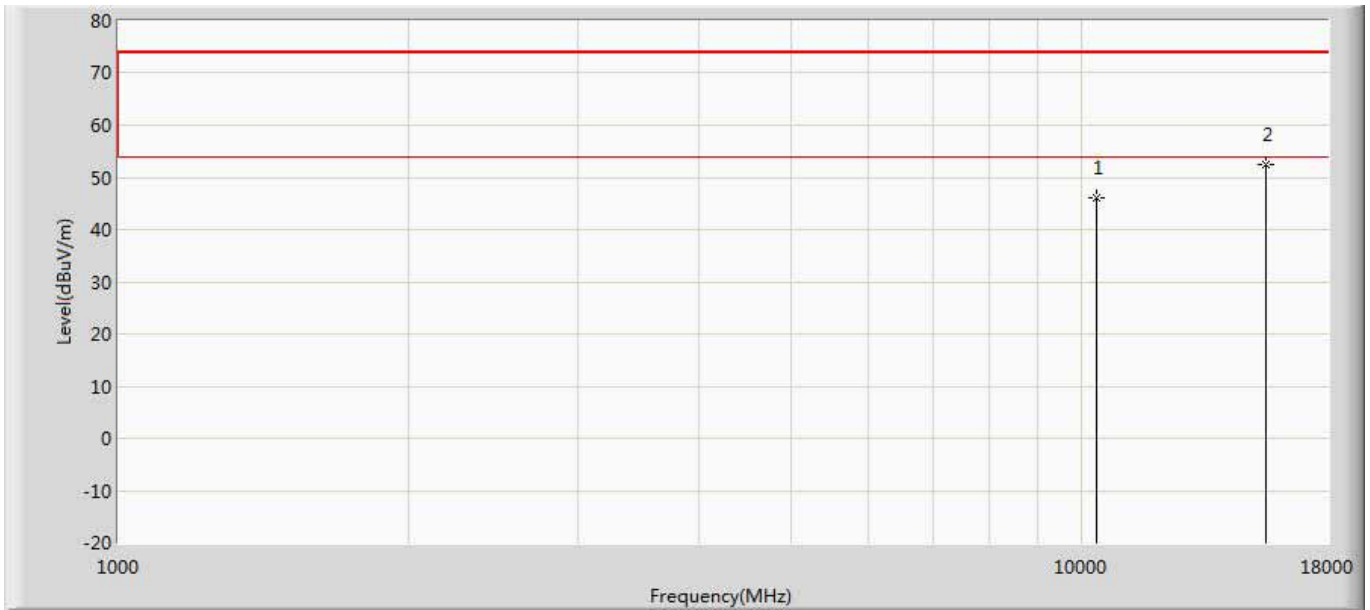
No	Mark	Frequency (MHz)	Measure Level (dBuV/m)	Reading Level (dBuV)	Over Limit (dB)	Limit (dBuV/m)	Factor (dB)	Type
1		10360.000	44.985	37.503	-29.015	74.000	7.482	PK
2	*	15540.000	51.084	35.121	-22.916	74.000	15.963	PK

Engineer: Eric	
Site: AC5	Time: 2018/01/23 - 02:30
Limit: FCC_Part15.209_RE(3m)	Margin: 0
Probe: Horn_3117_00167055(1-18GHz)	Polarity: Horizontal
EUT: Wireless Access point	Power: AC 120V/60Hz
Note: Mode 2:Transmit at 5180MHz by 802.11n20 Ant2	



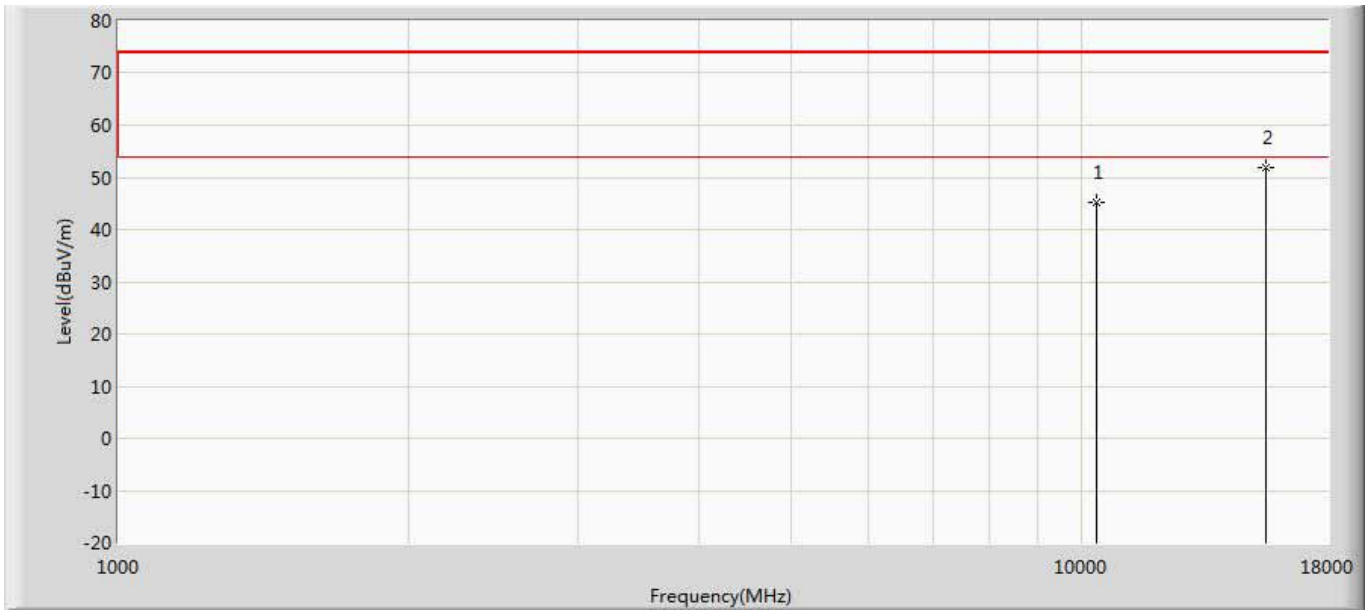
No	Mark	Frequency (MHz)	Measure Level (dBuV/m)	Reading Level (dBuV)	Over Limit (dB)	Limit (dBuV/m)	Factor (dB)	Type
1		10360.000	45.230	37.748	-28.770	74.000	7.482	PK
2	*	15540.000	51.091	35.128	-22.909	74.000	15.963	PK

Engineer: Eric	
Site: AC5	Time: 2018/01/23 - 02:30
Limit: FCC_Part15.209_RE(3m)	Margin: 0
Probe: Horn_3117_00167055(1-18GHz)	Polarity: Vertical
EUT: Wireless Access point	Power: AC 120V/60Hz
Note: Mode 2:Transmit at 5180MHz by 802.11n20 Ant1+2	



No	Mark	Frequency (MHz)	Measure Level (dBuV/m)	Reading Level (dBuV)	Over Limit (dB)	Limit (dBuV/m)	Factor (dB)	Type
1		10360.000	45.966	38.484	-28.034	74.000	7.482	PK
2	*	15540.000	52.386	36.423	-21.614	74.000	15.963	PK

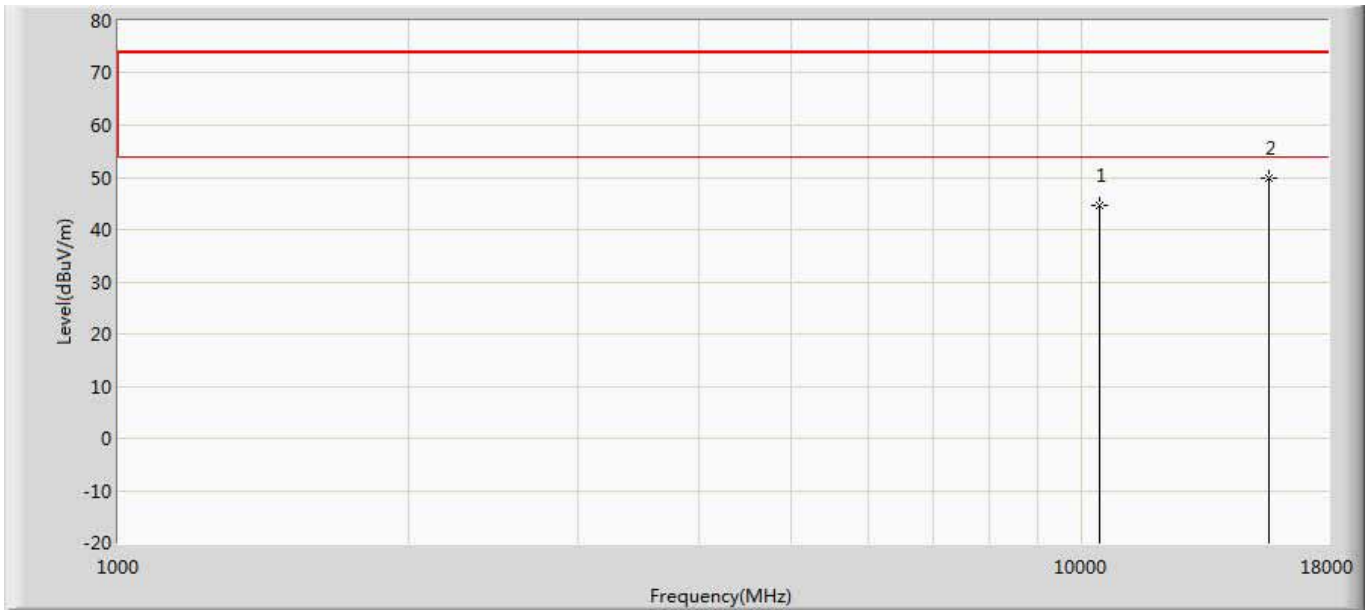
Engineer: Eric	
Site: AC5	Time: 2018/01/23 - 02:30
Limit: FCC_Part15.209_RE(3m)	Margin: 0
Probe: Horn_3117_00167055(1-18GHz)	Polarity: Horizontal
EUT: Wireless Access point	Power: AC 120V/60Hz
Note: Mode 2:Transmit at 5180MHz by 802.11n20 Ant1+2	



No	Mark	Frequency (MHz)	Measure Level (dBuV/m)	Reading Level (dBuV)	Over Limit (dB)	Limit (dBuV/m)	Factor (dB)	Type
1		10360.000	45.138	37.656	-28.862	74.000	7.482	PK
2	*	15540.000	51.869	35.906	-22.131	74.000	15.963	PK

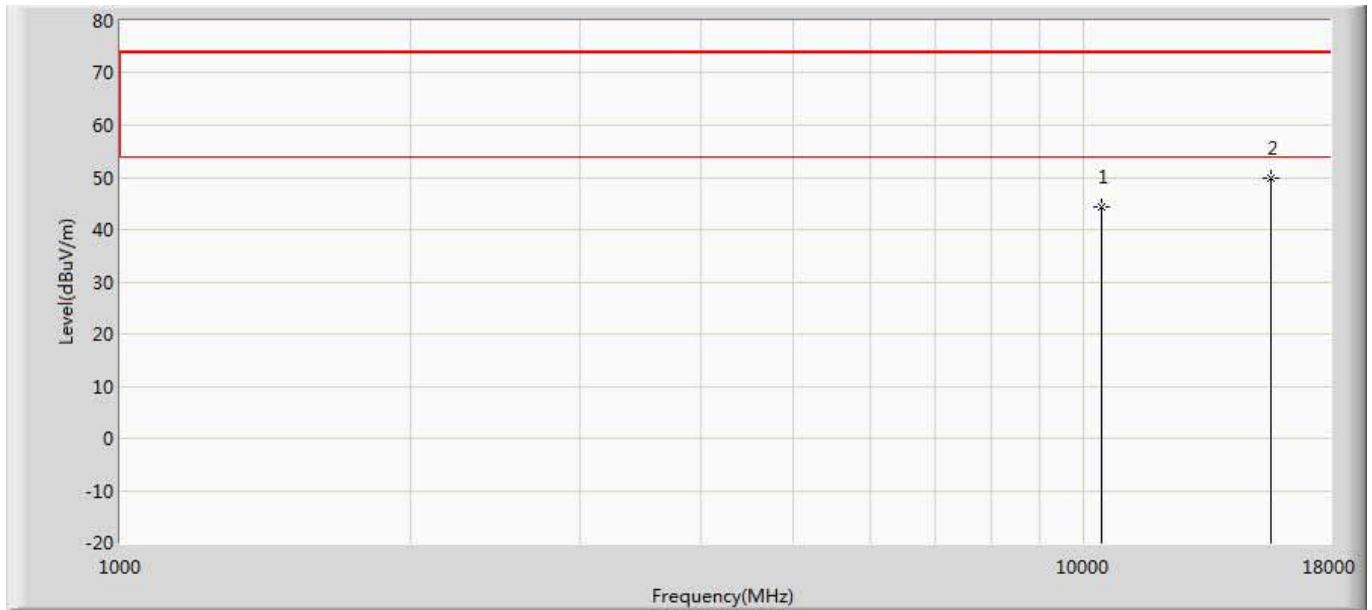


Engineer: Eric	
Site: AC5	Time: 2018/01/23 - 02:30
Limit: FCC_Part15.209_RE(3m)	Margin: 0
Probe: Horn_3117_00167055(1-18GHz)	Polarity: Vertical
EUT: Wireless Access point	Power: AC 120V/60Hz
Note: Mode 2:Transmit at 5220MHz by 802.11n20 Ant1	



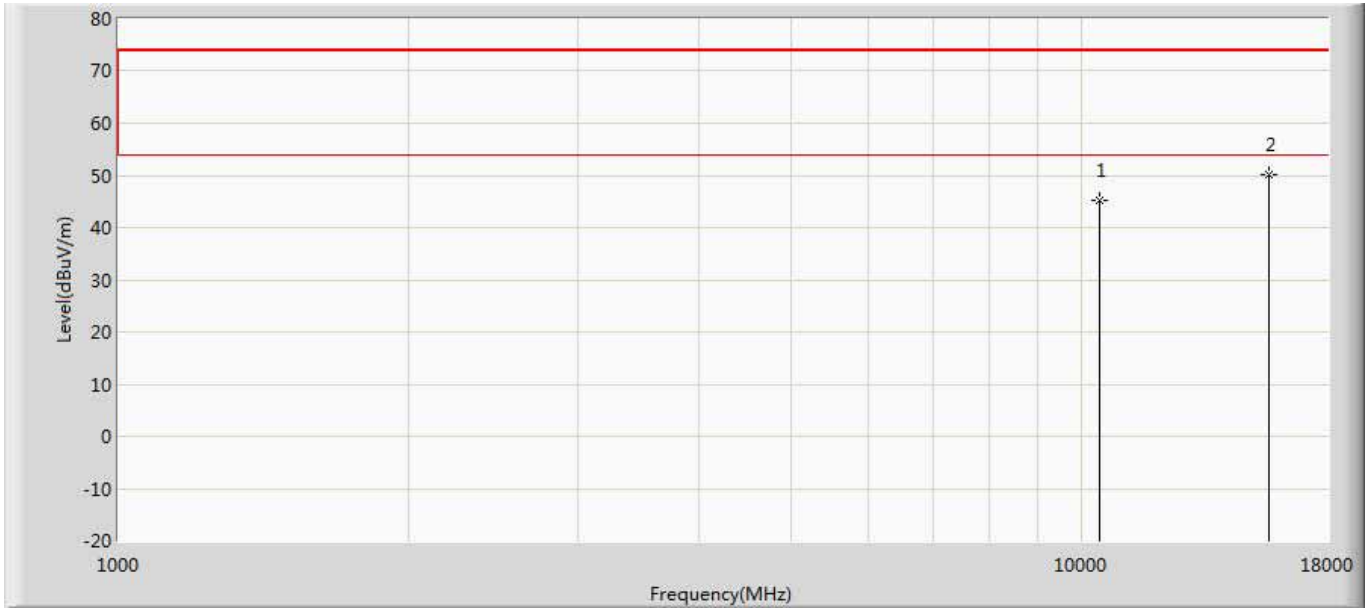
No	Mark	Frequency (MHz)	Measure Level (dBuV/m)	Reading Level (dBuV)	Over Limit (dB)	Limit (dBuV/m)	Factor (dB)	Type
1		10440.000	44.542	37.202	-29.458	74.000	7.340	PK
2	*	15660.000	49.807	34.084	-24.193	74.000	15.722	PK

Engineer: Eric	
Site: AC5	Time: 2018/01/23 - 02:30
Limit: FCC_Part15.209_RE(3m)	Margin: 0
Probe: Horn_3117_00167055(1-18GHz)	Polarity: Horizontal
EUT: Wireless Access point	Power: AC 120V/60Hz
Note: Mode 2:Transmit at 5220MHz by 802.11n20 Ant1	



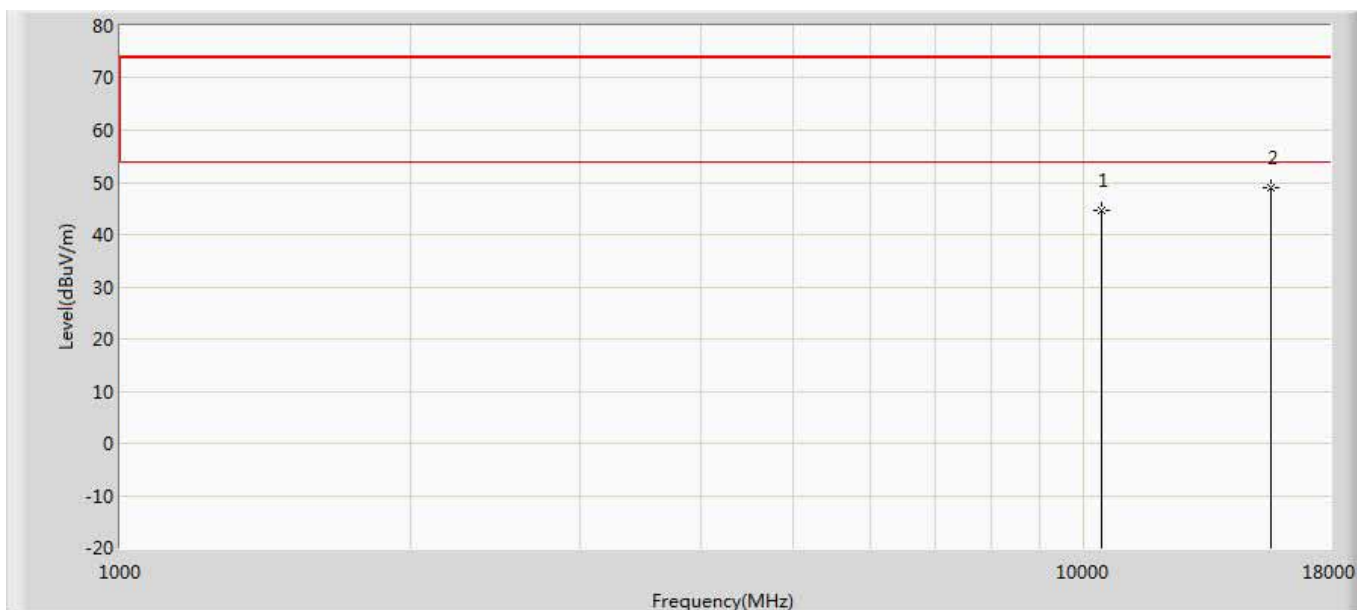
No	Mark	Frequency (MHz)	Measure Level (dBuV/m)	Reading Level (dBuV)	Over Limit (dB)	Limit (dBuV/m)	Factor (dB)	Type
1		10440.000	44.465	37.125	-29.535	74.000	7.340	PK
2	*	15660.000	49.884	34.161	-24.116	74.000	15.722	PK

Engineer: Eric	
Site: AC5	Time: 2018/01/23 - 02:31
Limit: FCC_Part15.209_RE(3m)	Margin: 0
Probe: Horn_3117_00167055(1-18GHz)	Polarity: Vertical
EUT: Wireless Access point	Power: AC 120V/60Hz
Note: Mode 2:Transmit at 5220MHz by 802.11n20 Ant2	



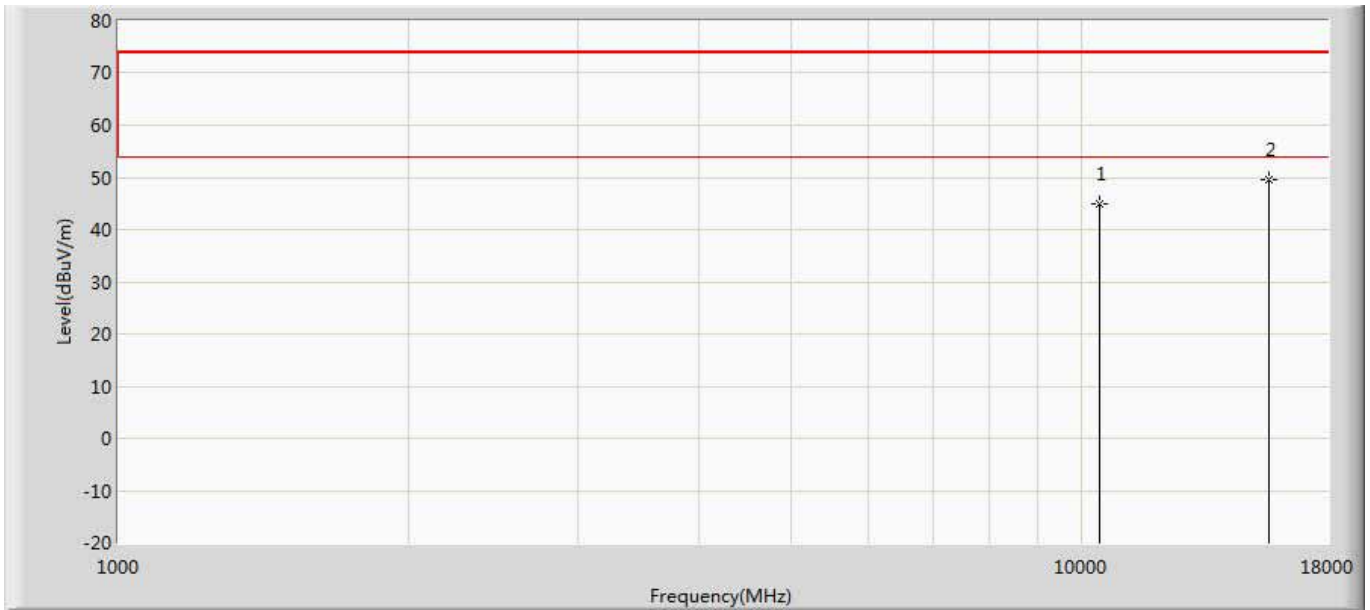
No	Mark	Frequency (MHz)	Measure Level (dBuV/m)	Reading Level (dBuV)	Over Limit (dB)	Limit (dBuV/m)	Factor (dB)	Type
1		10440.000	45.123	37.783	-28.877	74.000	7.340	PK
2	*	15660.000	50.276	34.553	-23.724	74.000	15.722	PK

Engineer: Eric	
Site: AC5	Time: 2018/01/23 - 02:31
Limit: FCC_Part15.209_RE(3m)	Margin: 0
Probe: Horn_3117_00167055(1-18GHz)	Polarity: Horizontal
EUT: Wireless Access point	Power: AC 120V/60Hz
Note: Mode 2:Transmit at 5220MHz by 802.11n20 Ant2	



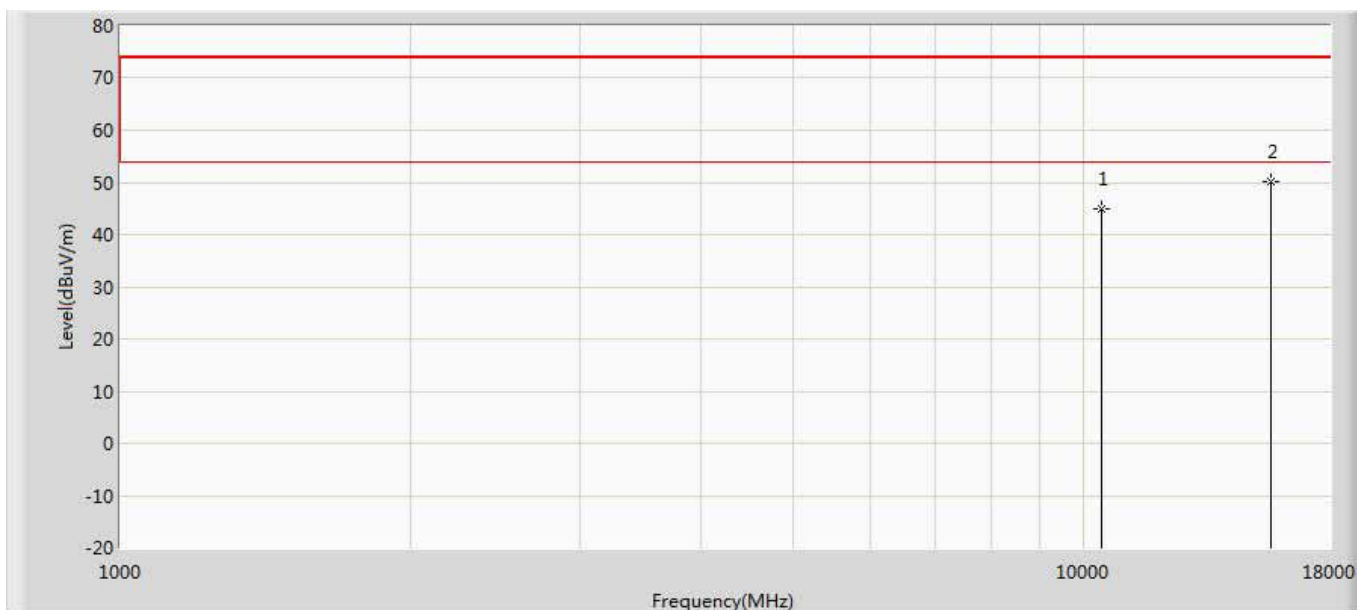
No	Mark	Frequency (MHz)	Measure Level (dBuV/m)	Reading Level (dBuV)	Over Limit (dB)	Limit (dBuV/m)	Factor (dB)	Type
1		10440.000	44.756	37.416	-29.244	74.000	7.340	PK
2	*	15660.000	49.043	33.320	-24.957	74.000	15.722	PK

Engineer: Eric	
Site: AC5	Time: 2018/01/23 - 02:31
Limit: FCC_Part15.209_RE(3m)	Margin: 0
Probe: Horn_3117_00167055(1-18GHz)	Polarity: Vertical
EUT: Wireless Access point	Power: AC 120V/60Hz
Note: Mode 2:Transmit at 5220MHz by 802.11n20 Ant1+2	



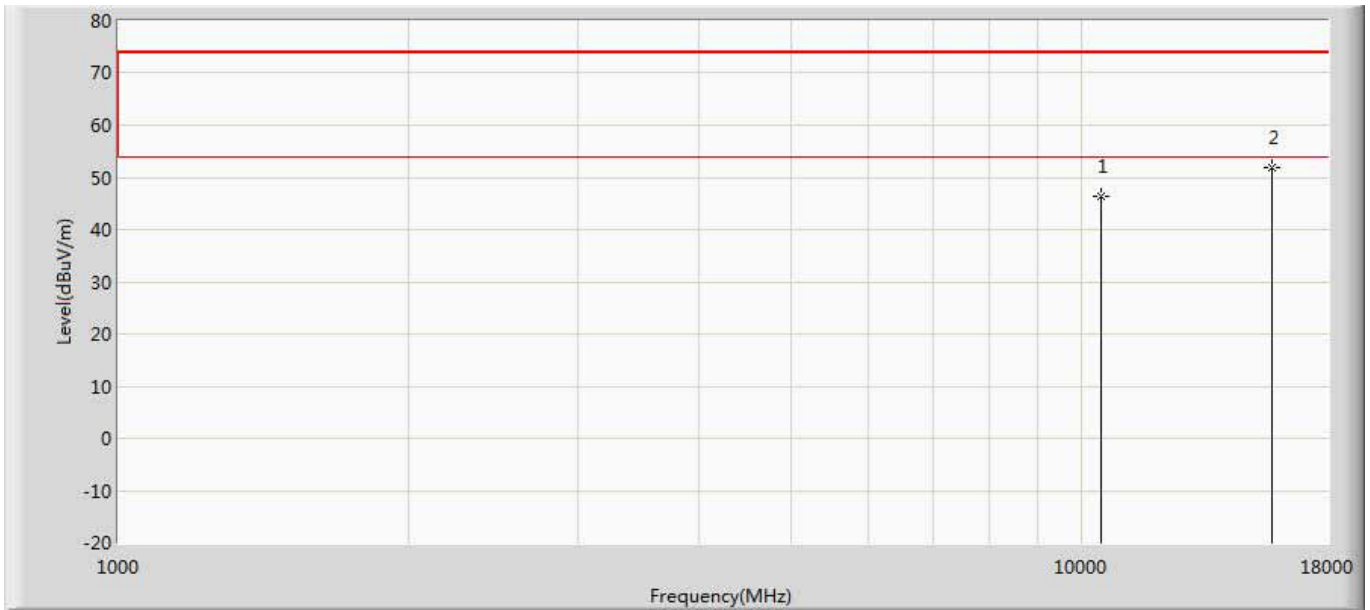
No	Mark	Frequency (MHz)	Measure Level (dBuV/m)	Reading Level (dBuV)	Over Limit (dB)	Limit (dBuV/m)	Factor (dB)	Type
1		10440.000	45.015	37.675	-28.985	74.000	7.340	PK
2	*	15660.000	49.610	33.887	-24.390	74.000	15.722	PK

Engineer: Eric	
Site: AC5	Time: 2018/01/23 - 02:31
Limit: FCC_Part15.209_RE(3m)	Margin: 0
Probe: Horn_3117_00167055(1-18GHz)	Polarity: Horizontal
EUT: Wireless Access point	Power: AC 120V/60Hz
Note: Mode 2:Transmit at 5220MHz by 802.11n20 Ant1+2	



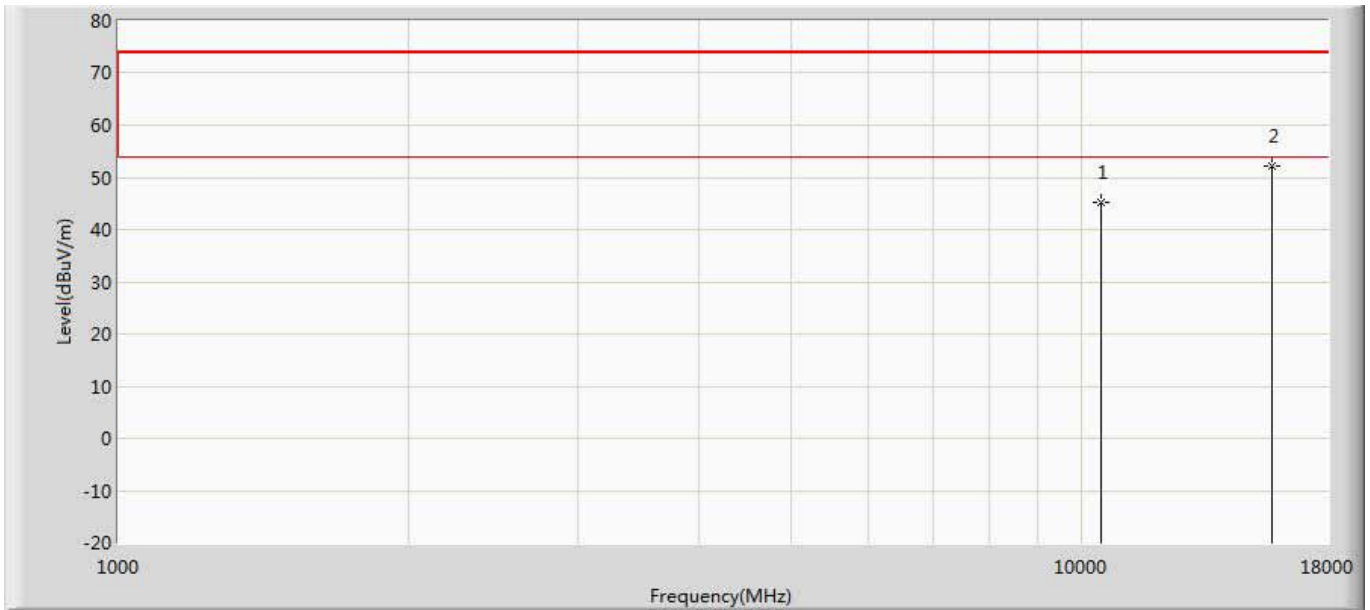
No	Mark	Frequency (MHz)	Measure Level (dBuV/m)	Reading Level (dBuV)	Over Limit (dB)	Limit (dBuV/m)	Factor (dB)	Type
1		10440.000	44.872	37.532	-29.128	74.000	7.340	PK
2	*	15660.000	50.102	34.379	-23.898	74.000	15.722	PK

Engineer: Eric	
Site: AC5	Time: 2018/01/23 - 02:31
Limit: FCC_Part15.209_RE(3m)	Margin: 0
Probe: Horn_3117_00167055(1-18GHz)	Polarity: Vertical
EUT: Wireless Access point	Power: AC 120V/60Hz
Note: Mode 2:Transmit at 5240MHz by 802.11n20 Ant1	



No	Mark	Frequency (MHz)	Measure Level (dBuV/m)	Reading Level (dBuV)	Over Limit (dB)	Limit (dBuV/m)	Factor (dB)	Type
1		10480.000	46.472	38.324	-27.528	74.000	8.148	PK
2	*	15720.000	52.000	34.941	-22.000	74.000	17.059	PK

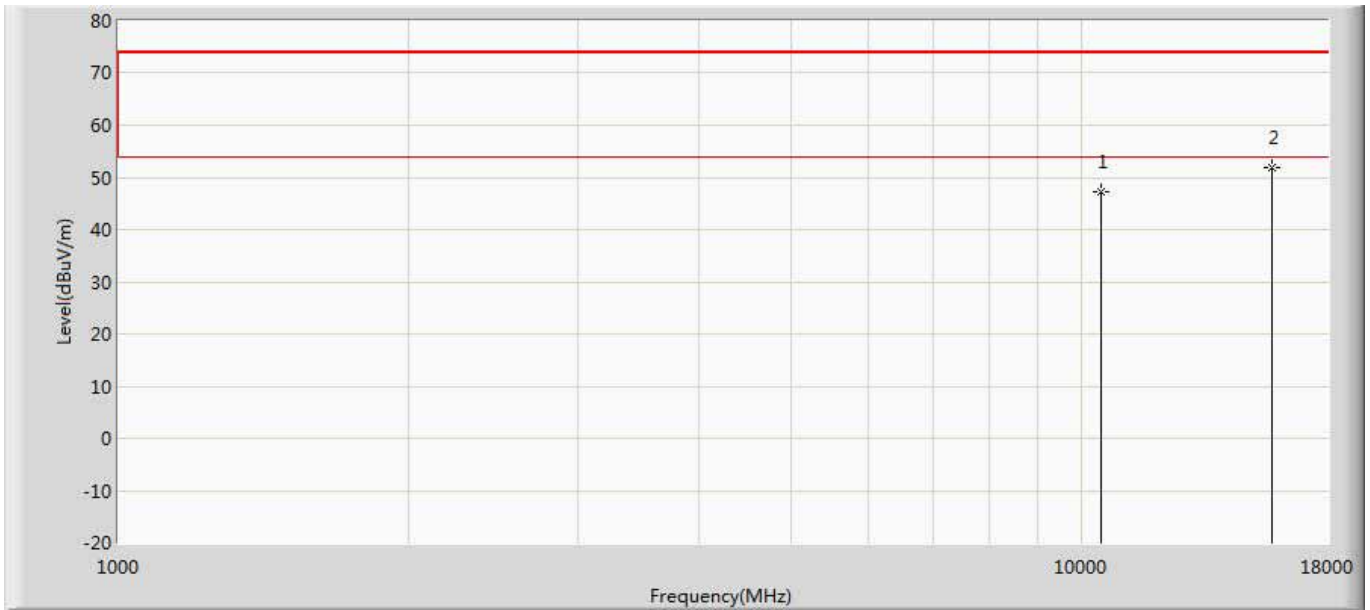
Engineer: Eric	
Site: AC5	Time: 2018/01/23 - 02:31
Limit: FCC_Part15.209_RE(3m)	Margin: 0
Probe: Horn_3117_00167055(1-18GHz)	Polarity: Horizontal
EUT: Wireless Access point	Power: AC 120V/60Hz
Note: Mode 2:Transmit at 5240MHz by 802.11n20 Ant1	



No	Mark	Frequency (MHz)	Measure Level (dBuV/m)	Reading Level (dBuV)	Over Limit (dB)	Limit (dBuV/m)	Factor (dB)	Type
1		10480.000	45.320	37.172	-28.680	74.000	8.148	PK
2	*	15720.000	52.032	34.973	-21.968	74.000	17.059	PK

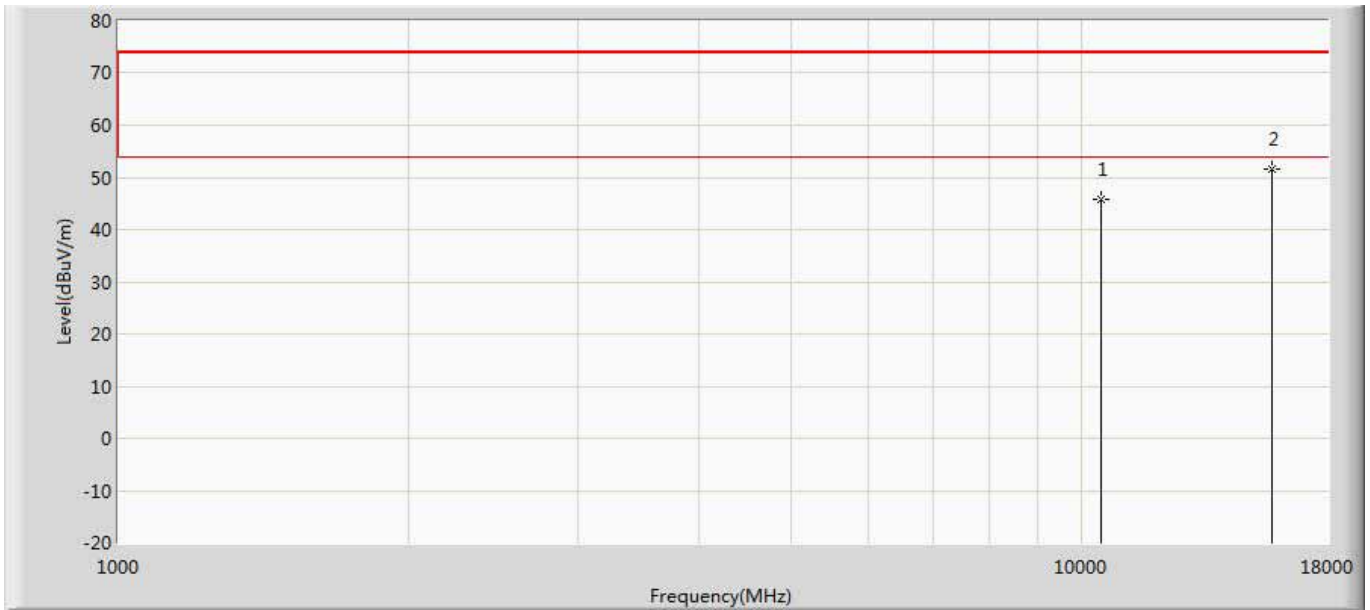


Engineer: Eric	
Site: AC5	Time: 2018/01/23 - 02:31
Limit: FCC_Part15.209_RE(3m)	Margin: 0
Probe: Horn_3117_00167055(1-18GHz)	Polarity: Vertical
EUT: Wireless Access point	Power: AC 120V/60Hz
Note: Mode 2:Transmit at 5240MHz by 802.11n20 Ant2	



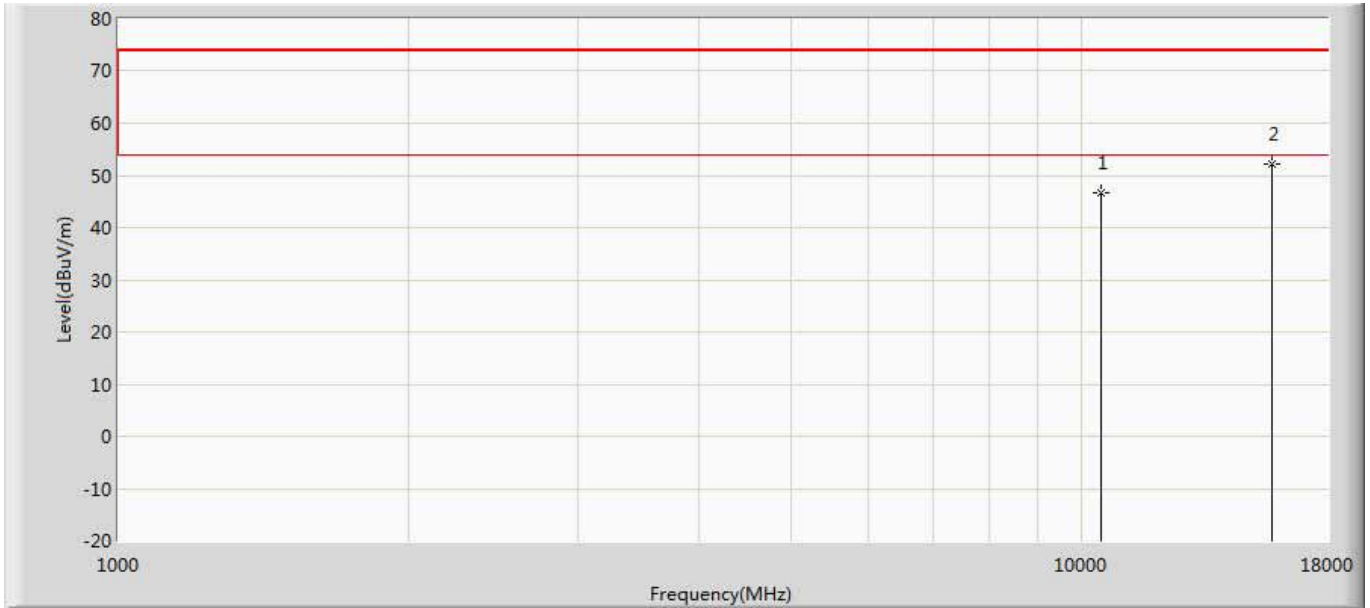
No	Mark	Frequency (MHz)	Measure Level (dBuV/m)	Reading Level (dBuV)	Over Limit (dB)	Limit (dBuV/m)	Factor (dB)	Type
1		10480.000	47.169	39.021	-26.831	74.000	8.148	PK
2	*	15720.000	51.910	34.851	-22.090	74.000	17.059	PK

Engineer: Eric	
Site: AC5	Time: 2018/01/23 - 02:31
Limit: FCC_Part15.209_RE(3m)	Margin: 0
Probe: Horn_3117_00167055(1-18GHz)	Polarity: Horizontal
EUT: Wireless Access point	Power: AC 120V/60Hz
Note: Mode 2:Transmit at 5240MHz by 802.11n20 Ant2	



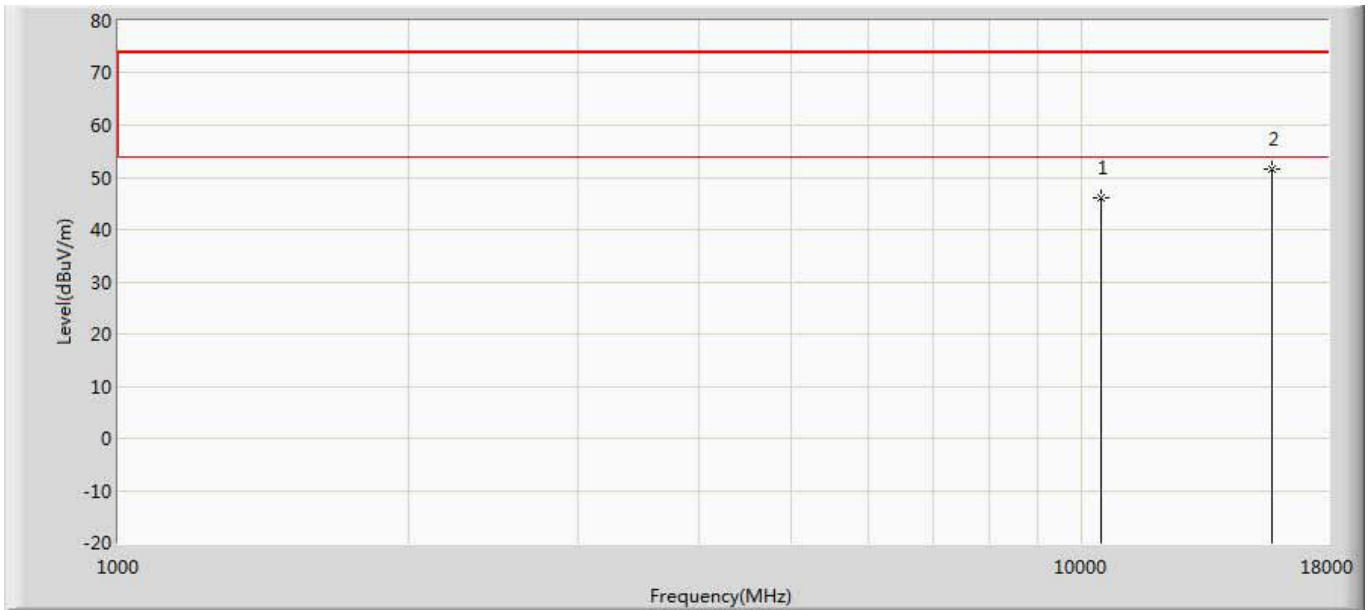
No	Mark	Frequency (MHz)	Measure Level (dBuV/m)	Reading Level (dBuV)	Over Limit (dB)	Limit (dBuV/m)	Factor (dB)	Type
1		10480.000	45.733	37.585	-28.267	74.000	8.148	PK
2	*	15720.000	51.540	34.481	-22.460	74.000	17.059	PK

Engineer: Eric	
Site: AC5	Time: 2018/01/23 - 02:31
Limit: FCC_Part15.209_RE(3m)	Margin: 0
Probe: Horn_3117_00167055(1-18GHz)	Polarity: Vertical
EUT: Wireless Access point	Power: AC 120V/60Hz
Note: Mode 2:Transmit at 5240MHz by 802.11n20 Ant1+2	



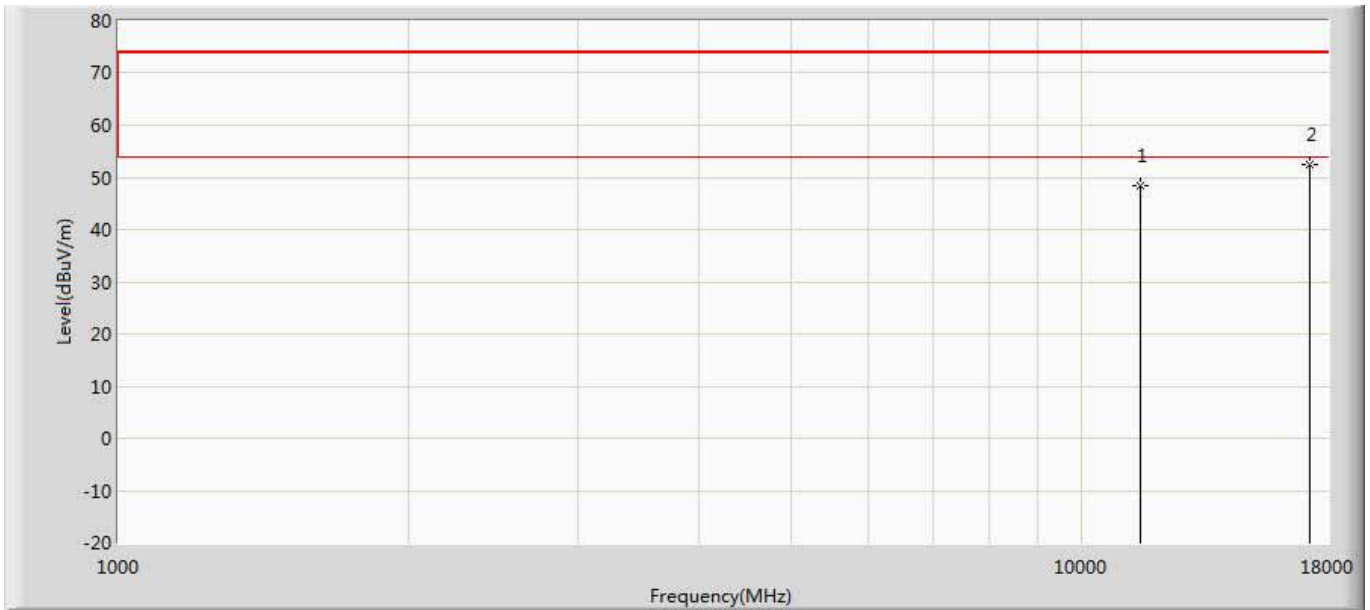
No	Mark	Frequency (MHz)	Measure Level (dBuV/m)	Reading Level (dBuV)	Over Limit (dB)	Limit (dBuV/m)	Factor (dB)	Type
1		10480.000	46.601	38.453	-27.399	74.000	8.148	PK
2	*	15720.000	52.203	35.144	-21.797	74.000	17.059	PK

Engineer: Eric	
Site: AC5	Time: 2018/01/23 - 02:31
Limit: FCC_Part15.209_RE(3m)	Margin: 0
Probe: Horn_3117_00167055(1-18GHz)	Polarity: Horizontal
EUT: Wireless Access point	Power: AC 120V/60Hz
Note: Mode 2:Transmit at 5240MHz by 802.11n20 Ant1+2	



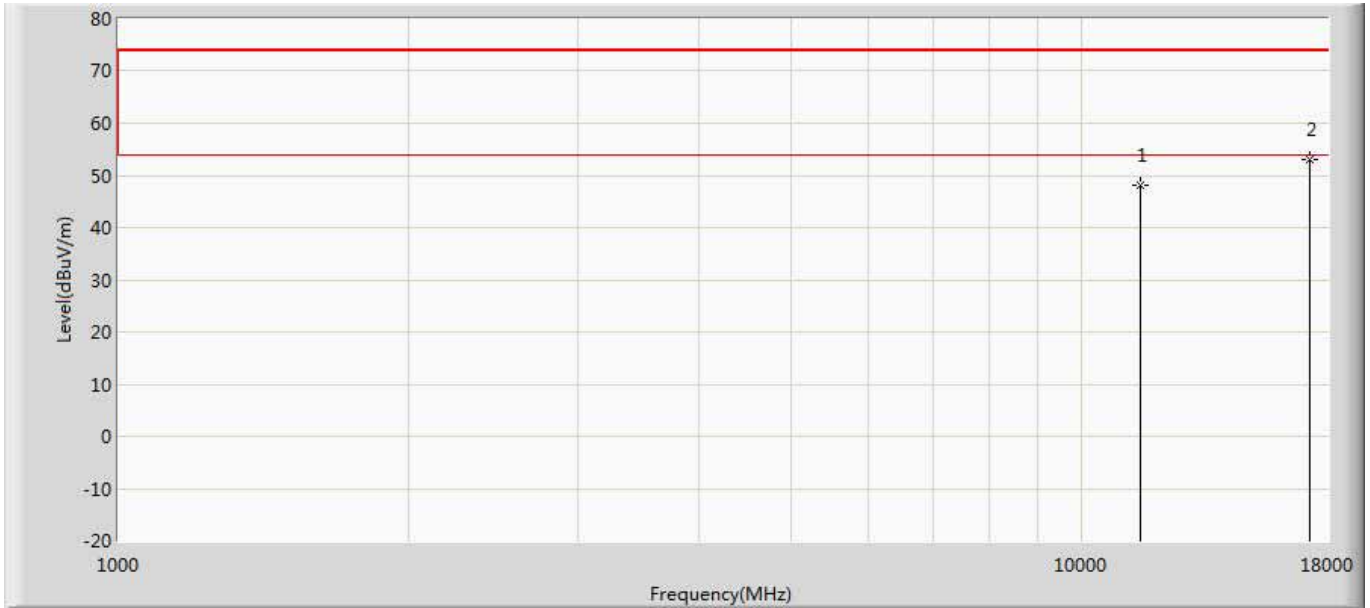
No	Mark	Frequency (MHz)	Measure Level (dBuV/m)	Reading Level (dBuV)	Over Limit (dB)	Limit (dBuV/m)	Factor (dB)	Type
1		10480.000	46.079	37.931	-27.921	74.000	8.148	PK
2	*	15720.000	51.618	34.559	-22.382	74.000	17.059	PK

Engineer: Eric	
Site: AC5	Time: 2018/01/23 - 02:31
Limit: FCC_Part15.209_RE(3m)	Margin: 0
Probe: Horn_3117_00167055(1-18GHz)	Polarity: Vertical
EUT: Wireless Access point	Power: AC 120V/60Hz
Note: Mode 2:Transmit at 5745MHz by 802.11n20 Ant1	



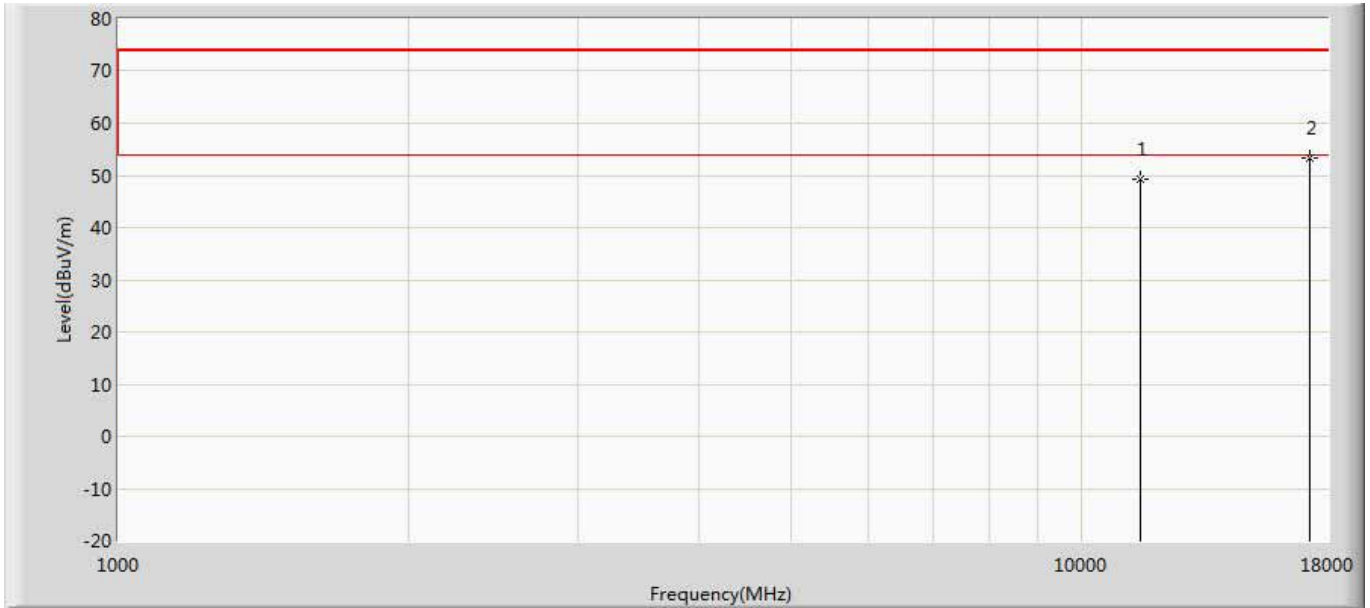
No	Mark	Frequency (MHz)	Measure Level (dBuV/m)	Reading Level (dBuV)	Over Limit (dB)	Limit (dBuV/m)	Factor (dB)	Type
1		11490.000	48.264	38.538	-25.736	74.000	9.726	PK
2	*	17235.000	52.574	34.155	-21.426	74.000	18.419	PK

Engineer: Eric	
Site: AC5	Time: 2018/01/23 - 02:32
Limit: FCC_Part15.209_RE(3m)	Margin: 0
Probe: Horn_3117_00167055(1-18GHz)	Polarity: Horizontal
EUT: Wireless Access point	Power: AC 120V/60Hz
Note: Mode 2:Transmit at 5745MHz by 802.11n20 Ant1	



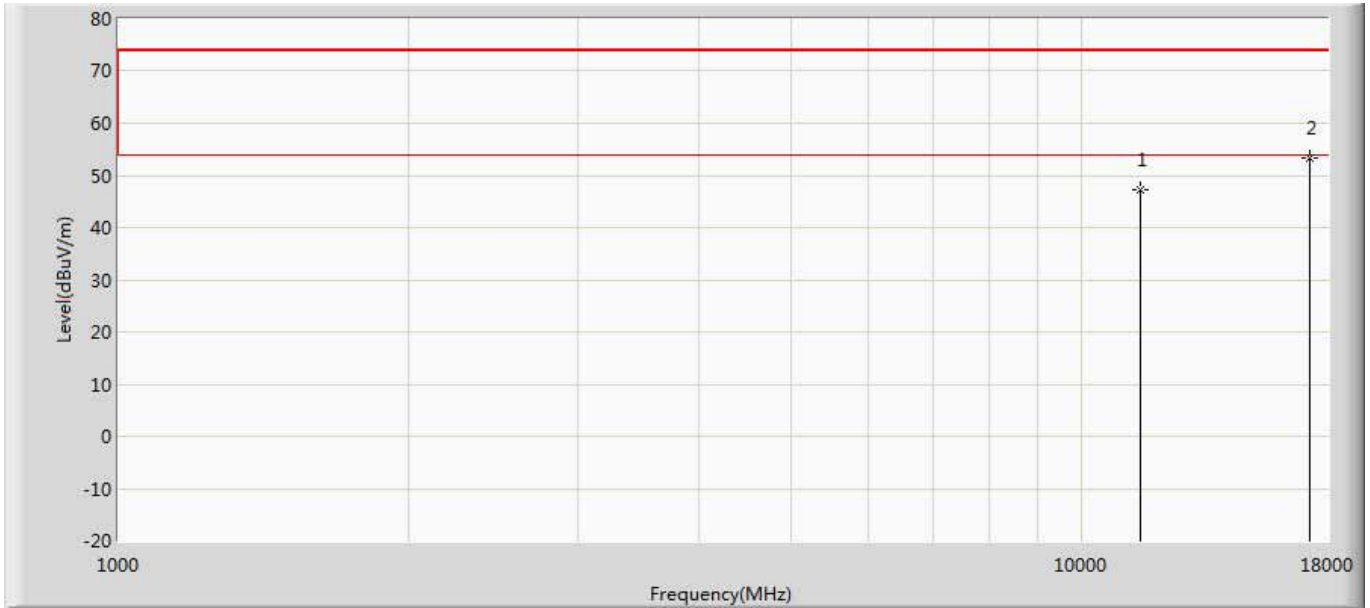
No	Mark	Frequency (MHz)	Measure Level (dBuV/m)	Reading Level (dBuV)	Over Limit (dB)	Limit (dBuV/m)	Factor (dB)	Type
1		11490.000	48.233	38.507	-25.767	74.000	9.726	PK
2	*	17235.000	53.073	34.654	-20.927	74.000	18.419	PK

Engineer: Eric	
Site: AC5	Time: 2018/01/23 - 02:32
Limit: FCC_Part15.209_RE(3m)	Margin: 0
Probe: Horn_3117_00167055(1-18GHz)	Polarity: Vertical
EUT: Wireless Access point	Power: AC 120V/60Hz
Note: Mode 2:Transmit at 5745MHz by 802.11n20 Ant2	



No	Mark	Frequency (MHz)	Measure Level (dBuV/m)	Reading Level (dBuV)	Over Limit (dB)	Limit (dBuV/m)	Factor (dB)	Type
1		11490.000	49.227	39.501	-24.773	74.000	9.726	PK
2	*	17235.000	53.392	34.973	-20.608	74.000	18.419	PK

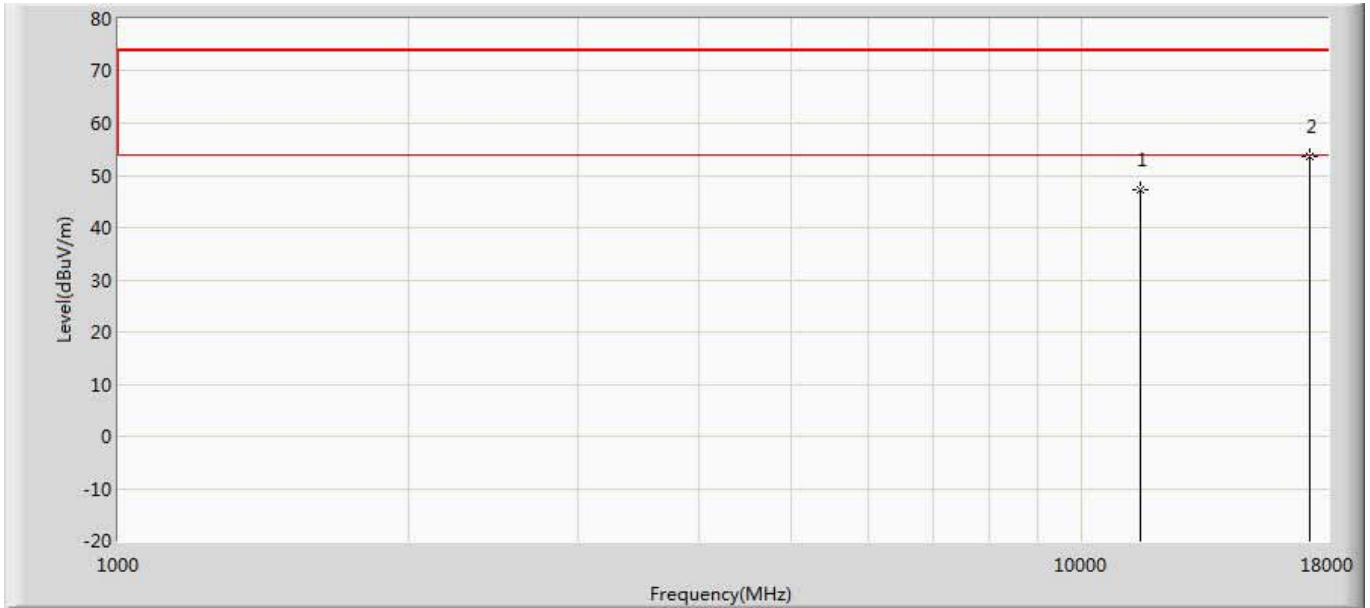
Engineer: Eric	
Site: AC5	Time: 2018/01/23 - 02:32
Limit: FCC_Part15.209_RE(3m)	Margin: 0
Probe: Horn_3117_00167055(1-18GHz)	Polarity: Horizontal
EUT: Wireless Access point	Power: AC 120V/60Hz
Note: Mode 2:Transmit at 5745MHz by 802.11n20 Ant2	



No	Mark	Frequency (MHz)	Measure Level (dBuV/m)	Reading Level (dBuV)	Over Limit (dB)	Limit (dBuV/m)	Factor (dB)	Type
1		11490.000	47.122	37.396	-26.878	74.000	9.726	PK
2	*	17235.000	53.325	34.906	-20.675	74.000	18.419	PK

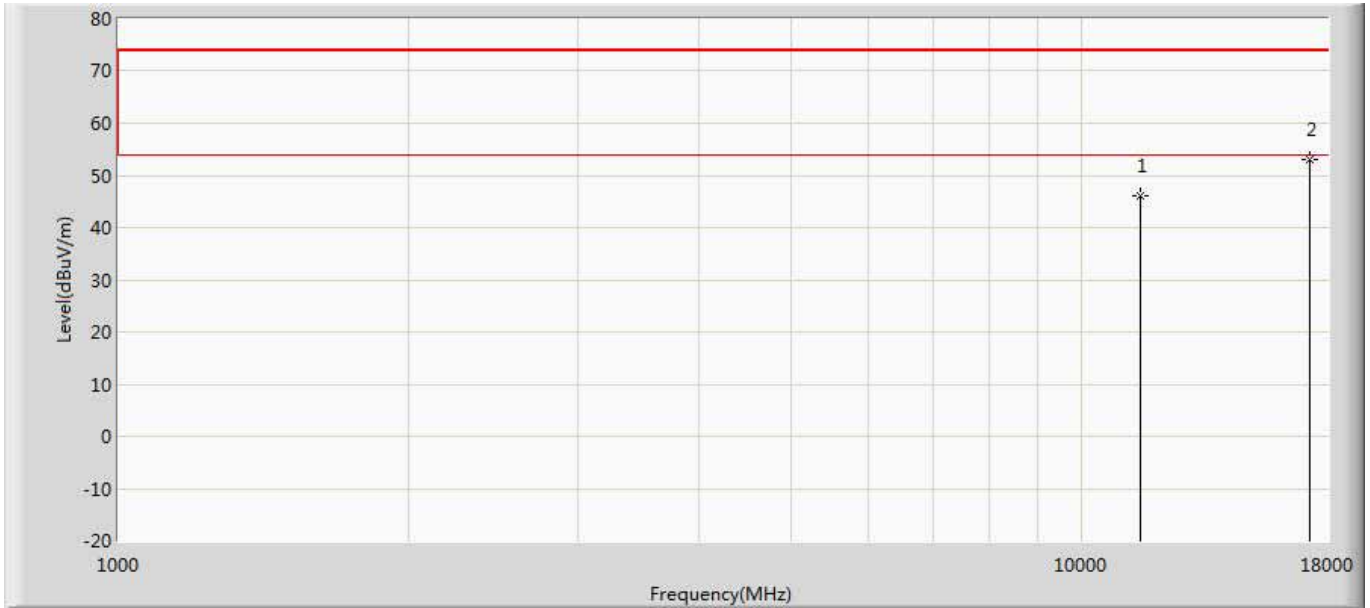


Engineer: Eric	
Site: AC5	Time: 2018/01/23 - 02:32
Limit: FCC_Part15.209_RE(3m)	Margin: 0
Probe: Horn_3117_00167055(1-18GHz)	Polarity: Vertical
EUT: Wireless Access point	Power: AC 120V/60Hz
Note: Mode 2:Transmit at 5745MHz by 802.11n20 Ant1+2	



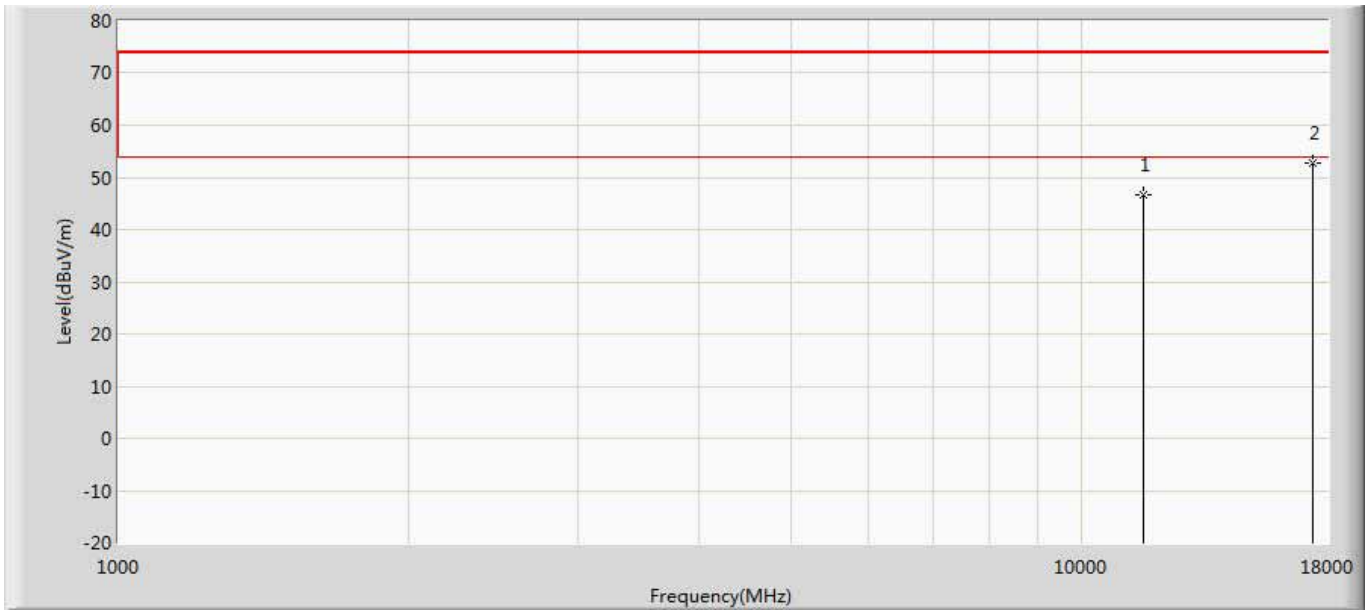
No	Mark	Frequency (MHz)	Measure Level (dBuV/m)	Reading Level (dBuV)	Over Limit (dB)	Limit (dBuV/m)	Factor (dB)	Type
1		11490.000	47.274	37.548	-26.726	74.000	9.726	PK
2	*	17235.000	53.561	35.142	-20.439	74.000	18.419	PK

Engineer: Eric	
Site: AC5	Time: 2018/01/23 - 02:32
Limit: FCC_Part15.209_RE(3m)	Margin: 0
Probe: Horn_3117_00167055(1-18GHz)	Polarity: Horizontal
EUT: Wireless Access point	Power: AC 120V/60Hz
Note: Mode 2:Transmit at 5745MHz by 802.11n20 Ant1+2	



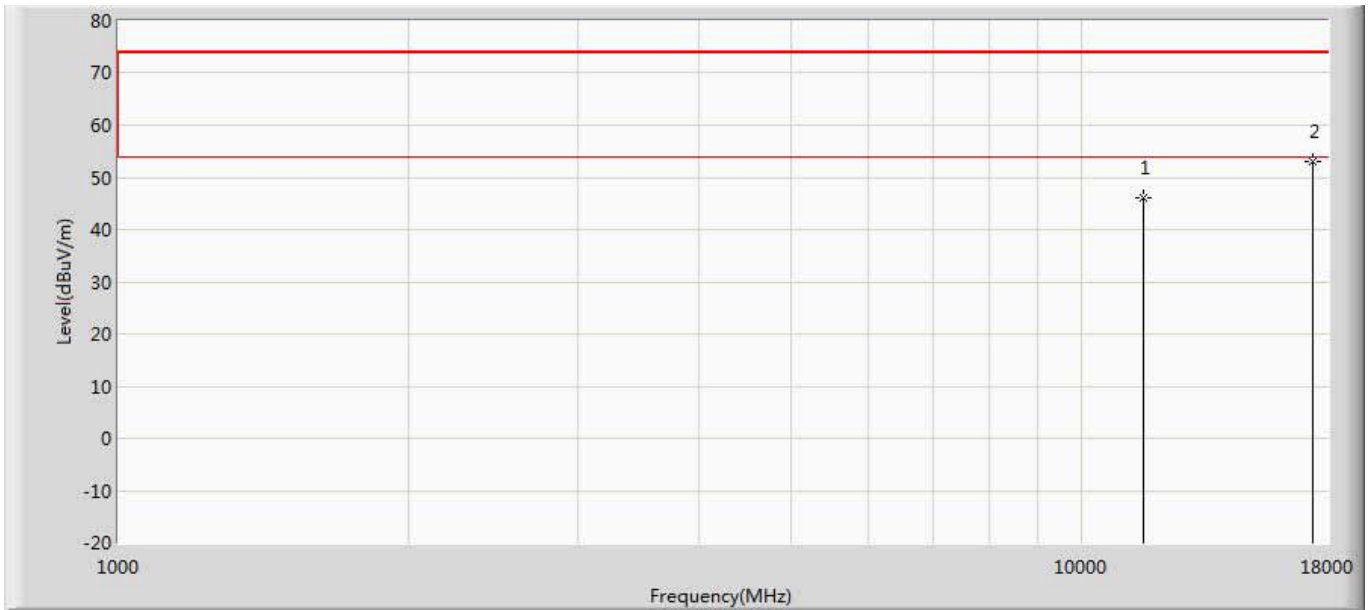
No	Mark	Frequency (MHz)	Measure Level (dBuV/m)	Reading Level (dBuV)	Over Limit (dB)	Limit (dBuV/m)	Factor (dB)	Type
1		11490.000	46.030	36.304	-27.970	74.000	9.726	PK
2	*	17235.000	52.940	34.521	-21.060	74.000	18.419	PK

Engineer: Eric	
Site: AC5	Time: 2018/01/23 - 02:32
Limit: FCC_Part15.209_RE(3m)	Margin: 0
Probe: Horn_3117_00167055(1-18GHz)	Polarity: Vertical
EUT: Wireless Access point	Power: AC 120V/60Hz
Note: Mode 2:Transmit at 5785MHz by 802.11n20 Ant1	



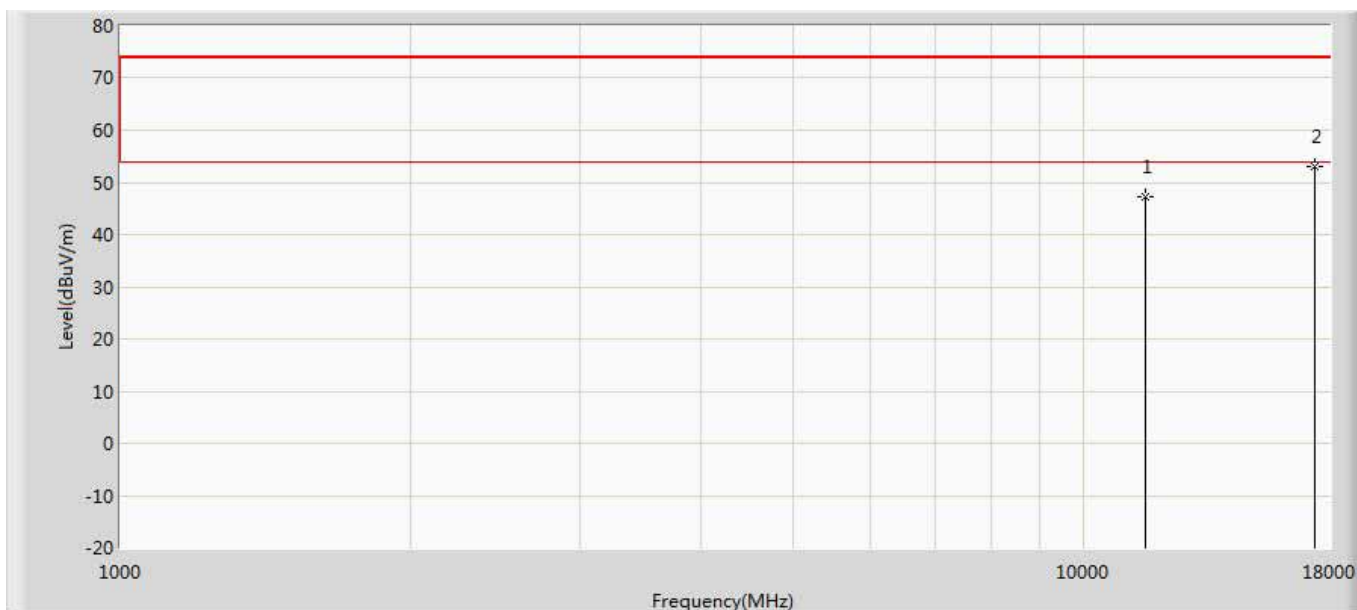
No	Mark	Frequency (MHz)	Measure Level (dBuV/m)	Reading Level (dBuV)	Over Limit (dB)	Limit (dBuV/m)	Factor (dB)	Type
1		11570.000	46.742	36.541	-27.258	74.000	10.201	PK
2	*	17355.000	52.841	33.980	-21.159	74.000	18.861	PK

Engineer: Eric	
Site: AC5	Time: 2018/01/23 - 02:32
Limit: FCC_Part15.209_RE(3m)	Margin: 0
Probe: Horn_3117_00167055(1-18GHz)	Polarity: Horizontal
EUT: Wireless Access point	Power: AC 120V/60Hz
Note: Mode 2:Transmit at 5785MHz by 802.11n20 Ant1	



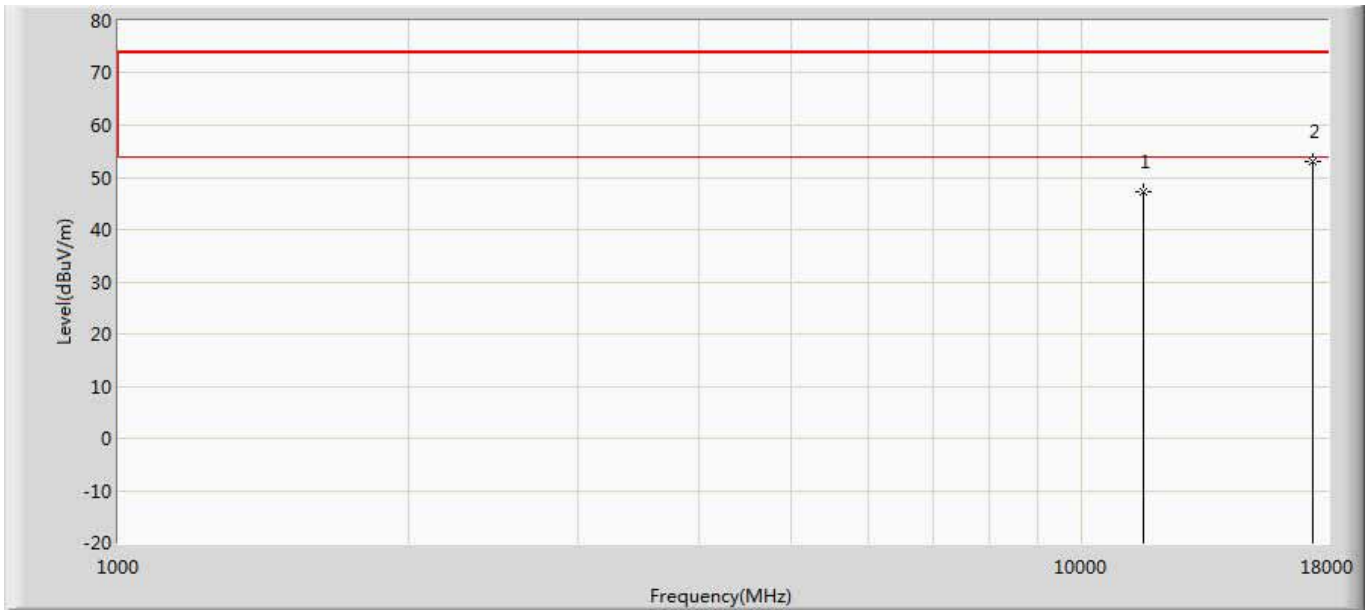
No	Mark	Frequency (MHz)	Measure Level (dBuV/m)	Reading Level (dBuV)	Over Limit (dB)	Limit (dBuV/m)	Factor (dB)	Type
1		11570.000	45.951	35.750	-28.049	74.000	10.201	PK
2	*	17355.000	53.059	34.198	-20.941	74.000	18.861	PK

Engineer: Eric	
Site: AC5	Time: 2018/01/23 - 02:32
Limit: FCC_Part15.209_RE(3m)	Margin: 0
Probe: Horn_3117_00167055(1-18GHz)	Polarity: Vertical
EUT: Wireless Access point	Power: AC 120V/60Hz
Note: Mode 2:Transmit at 5785MHz by 802.11n20 Ant2	



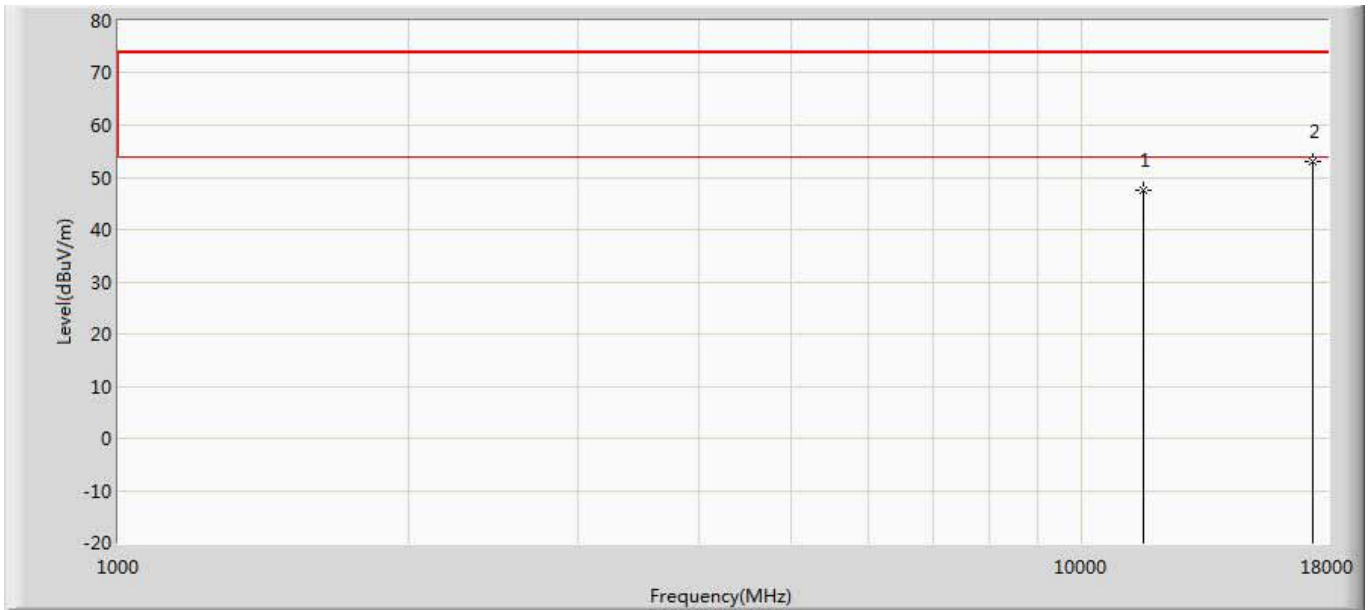
No	Mark	Frequency (MHz)	Measure Level (dBuV/m)	Reading Level (dBuV)	Over Limit (dB)	Limit (dBuV/m)	Factor (dB)	Type
1		11570.000	47.275	37.074	-26.725	74.000	10.201	PK
2	*	17355.000	53.177	34.316	-20.823	74.000	18.861	PK

Engineer: Eric	
Site: AC5	Time: 2018/01/23 - 02:32
Limit: FCC_Part15.209_RE(3m)	Margin: 0
Probe: Horn_3117_00167055(1-18GHz)	Polarity: Horizontal
EUT: Wireless Access point	Power: AC 120V/60Hz
Note: Mode 2:Transmit at 5785MHz by 802.11n20 Ant2	



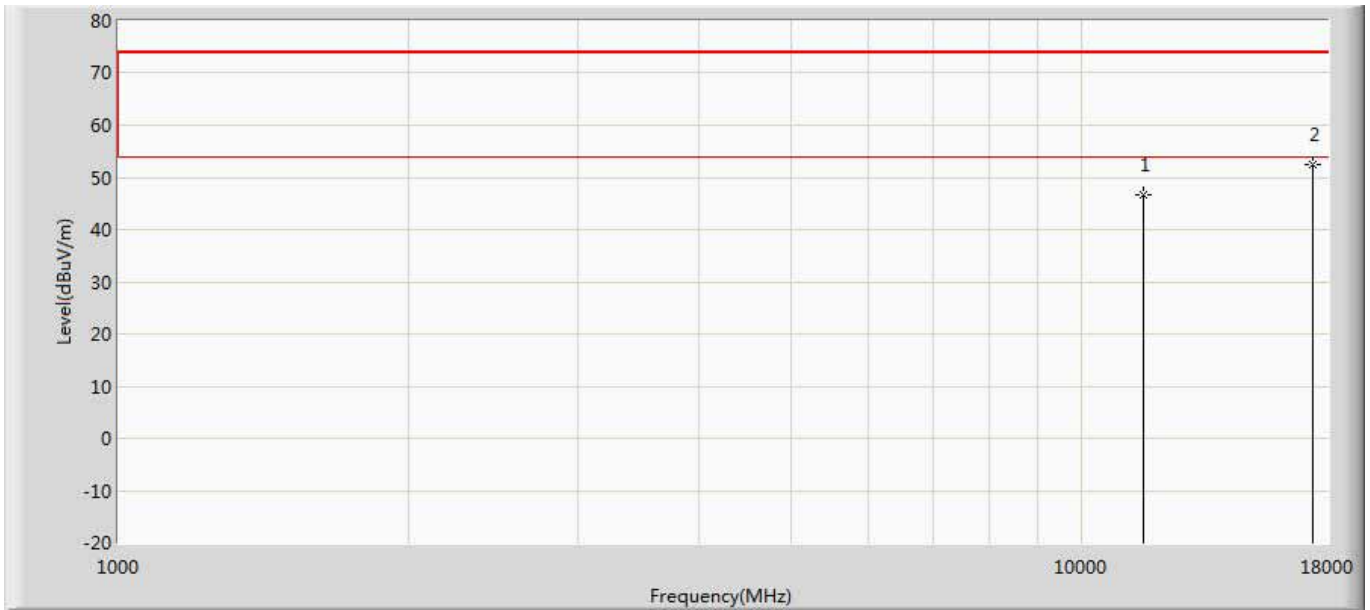
No	Mark	Frequency (MHz)	Measure Level (dBuV/m)	Reading Level (dBuV)	Over Limit (dB)	Limit (dBuV/m)	Factor (dB)	Type
1		11570.000	47.163	36.962	-26.837	74.000	10.201	PK
2	*	17355.000	52.917	34.056	-21.083	74.000	18.861	PK

Engineer: Eric	
Site: AC5	Time: 2018/01/23 - 02:32
Limit: FCC_Part15.209_RE(3m)	Margin: 0
Probe: Horn_3117_00167055(1-18GHz)	Polarity: Vertical
EUT: Wireless Access point	Power: AC 120V/60Hz
Note: Mode 2:Transmit at 5785MHz by 802.11n20 Ant1+2	



No	Mark	Frequency (MHz)	Measure Level (dBuV/m)	Reading Level (dBuV)	Over Limit (dB)	Limit (dBuV/m)	Factor (dB)	Type
1		11570.000	47.468	37.267	-26.532	74.000	10.201	PK
2	*	17355.000	52.996	34.135	-21.004	74.000	18.861	PK

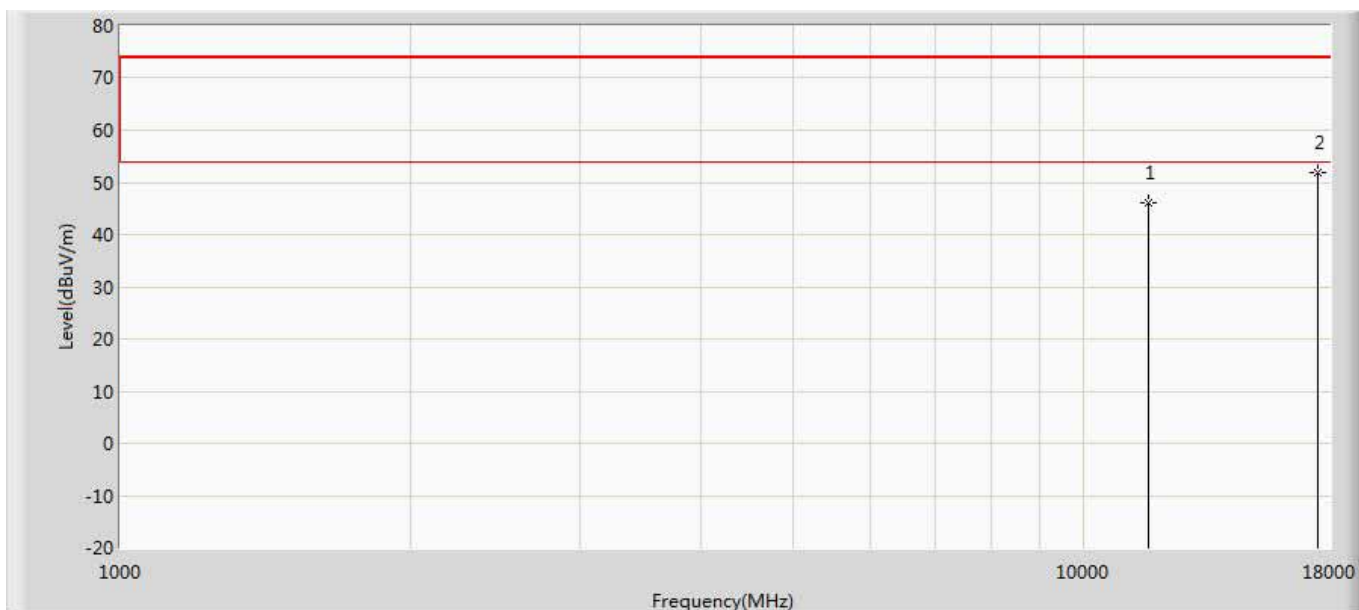
Engineer: Eric	
Site: AC5	Time: 2018/01/23 - 02:32
Limit: FCC_Part15.209_RE(3m)	Margin: 0
Probe: Horn_3117_00167055(1-18GHz)	Polarity: Horizontal
EUT: Wireless Access point	Power: AC 120V/60Hz
Note: Mode 2:Transmit at 5785MHz by 802.11n20 Ant1+2	



No	Mark	Frequency (MHz)	Measure Level (dBuV/m)	Reading Level (dBuV)	Over Limit (dB)	Limit (dBuV/m)	Factor (dB)	Type
1		11570.000	46.584	36.383	-27.416	74.000	10.201	PK
2	*	17355.000	52.537	33.676	-21.463	74.000	18.861	PK

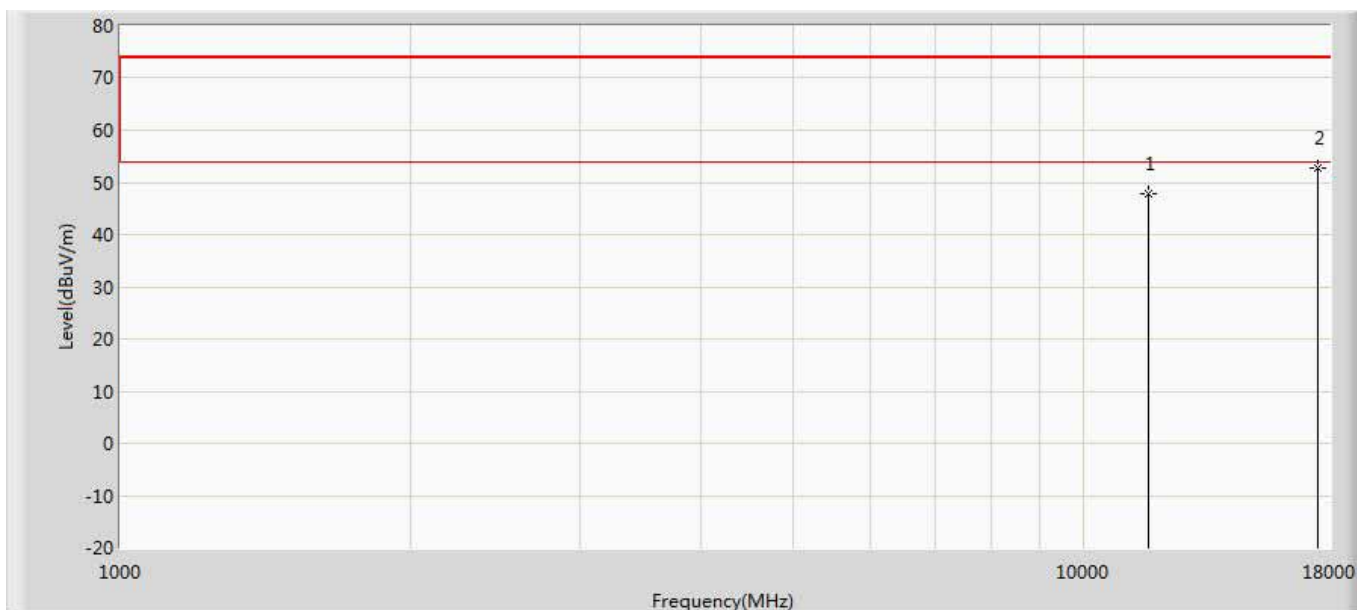


Engineer: Eric	
Site: AC5	Time: 2018/01/23 - 02:32
Limit: FCC_Part15.209_RE(3m)	Margin: 0
Probe: Horn_3117_00167055(1-18GHz)	Polarity: Vertical
EUT: Wireless Access point	Power: AC 120V/60Hz
Note: Mode 2:Transmit at 5825MHz by 802.11n20 Ant1	



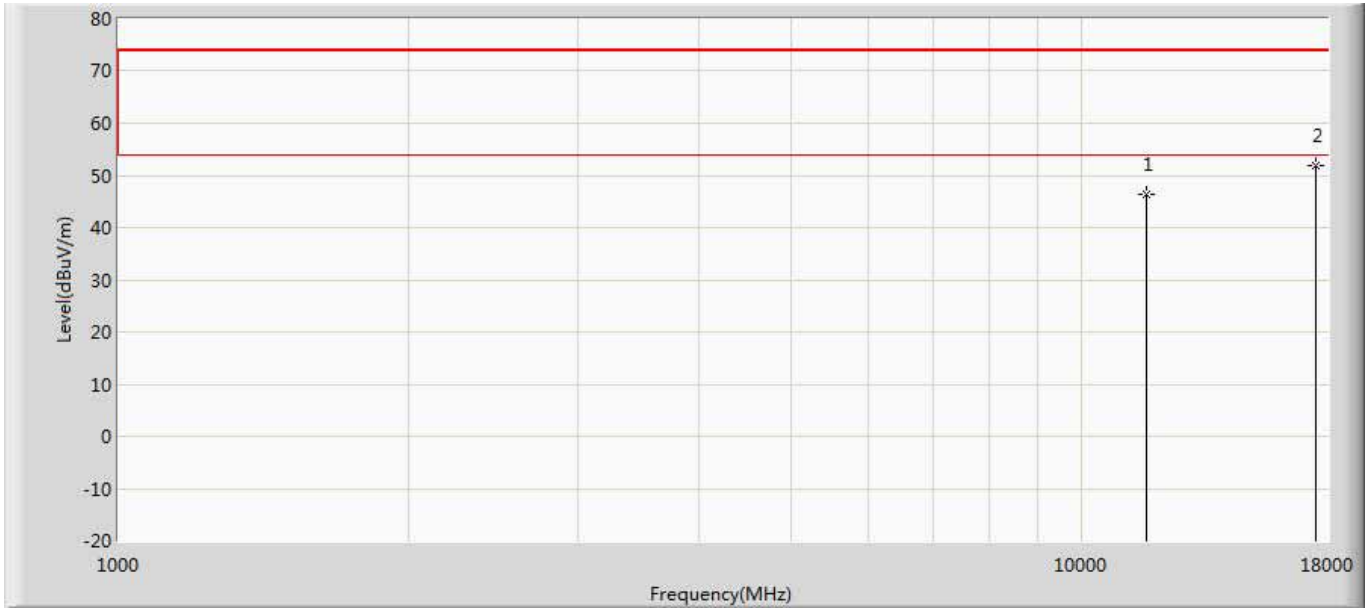
No	Mark	Frequency (MHz)	Measure Level (dBuV/m)	Reading Level (dBuV)	Over Limit (dB)	Limit (dBuV/m)	Factor (dB)	Type
1		11650.000	46.184	36.100	-27.816	74.000	10.084	PK
2	*	17475.000	52.002	34.269	-21.998	74.000	17.733	PK

Engineer: Eric	
Site: AC5	Time: 2018/01/23 - 02:33
Limit: FCC_Part15.209_RE(3m)	Margin: 0
Probe: Horn_3117_00167055(1-18GHz)	Polarity: Horizontal
EUT: Wireless Access point	Power: AC 120V/60Hz
Note: Mode 2:Transmit at 5825MHz by 802.11n20 Ant1	



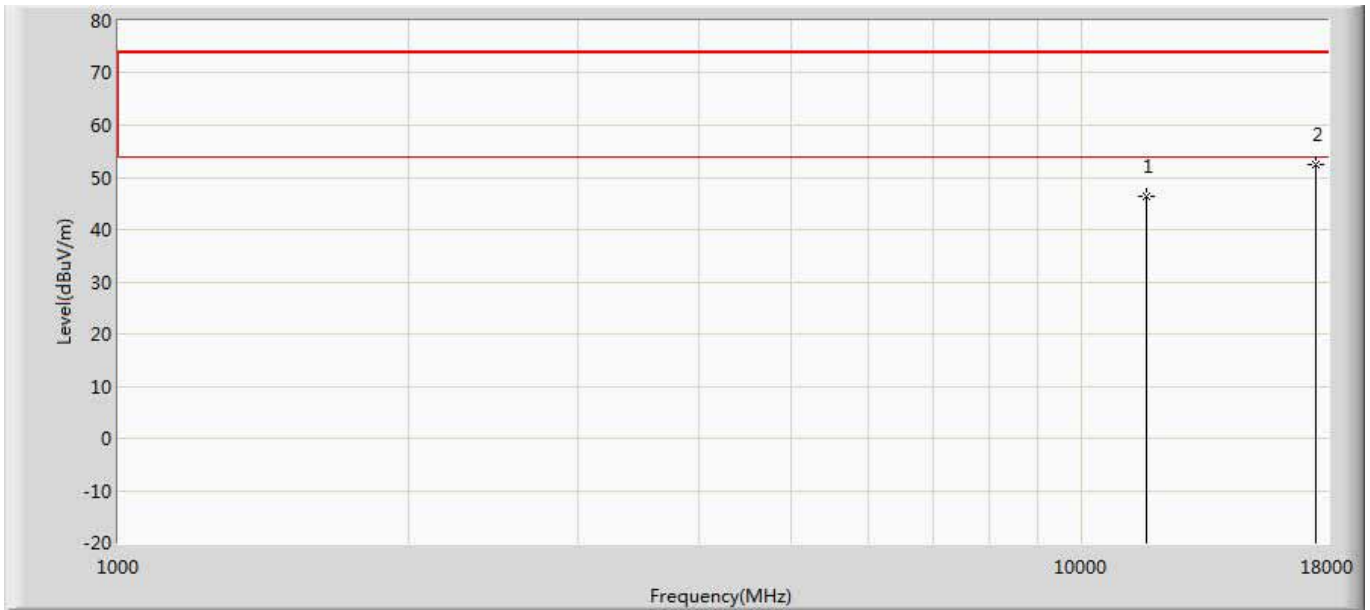
No	Mark	Frequency (MHz)	Measure Level (dBuV/m)	Reading Level (dBuV)	Over Limit (dB)	Limit (dBuV/m)	Factor (dB)	Type
1		11650.000	47.787	37.703	-26.213	74.000	10.084	PK
2	*	17475.000	52.753	35.020	-21.247	74.000	17.733	PK

Engineer: Eric	
Site: AC5	Time: 2018/01/23 - 02:33
Limit: FCC_Part15.209_RE(3m)	Margin: 0
Probe: Horn_3117_00167055(1-18GHz)	Polarity: Vertical
EUT: Wireless Access point	Power: AC 120V/60Hz
Note: Mode 2:Transmit at 5825MHz by 802.11n20 Ant2	



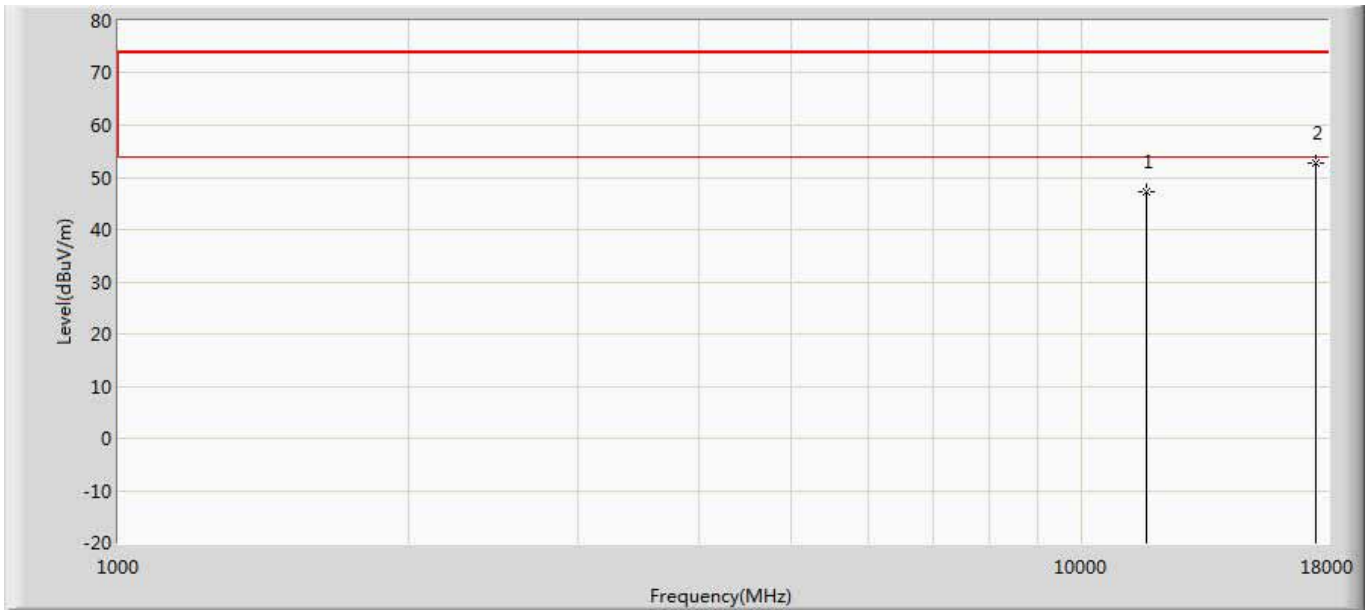
No	Mark	Frequency (MHz)	Measure Level (dBuV/m)	Reading Level (dBuV)	Over Limit (dB)	Limit (dBuV/m)	Factor (dB)	Type
1		11650.000	46.459	36.375	-27.541	74.000	10.084	PK
2	*	17475.000	52.002	34.269	-21.998	74.000	17.733	PK

Engineer: Eric	
Site: AC5	Time: 2018/01/23 - 02:33
Limit: FCC_Part15.209_RE(3m)	Margin: 0
Probe: Horn_3117_00167055(1-18GHz)	Polarity: Horizontal
EUT: Wireless Access point	Power: AC 120V/60Hz
Note: Mode 2:Transmit at 5825MHz by 802.11n20 Ant2	



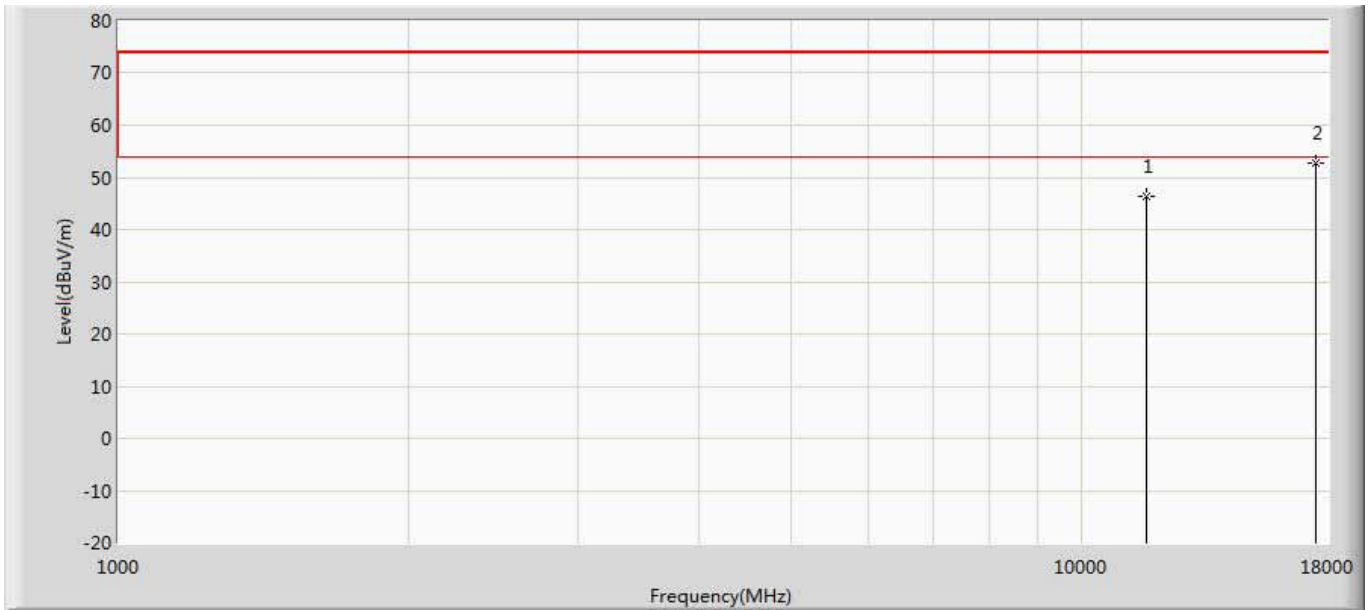
No	Mark	Frequency (MHz)	Measure Level (dBuV/m)	Reading Level (dBuV)	Over Limit (dB)	Limit (dBuV/m)	Factor (dB)	Type
1		11650.000	46.295	36.211	-27.705	74.000	10.084	PK
2	*	17475.000	52.434	34.701	-21.566	74.000	17.733	PK

Engineer: Eric	
Site: AC5	Time: 2018/01/23 - 02:33
Limit: FCC_Part15.209_RE(3m)	Margin: 0
Probe: Horn_3117_00167055(1-18GHz)	Polarity: Vertical
EUT: Wireless Access point	Power: AC 120V/60Hz
Note: Mode 2:Transmit at 5825MHz by 802.11n20 Ant1+2	



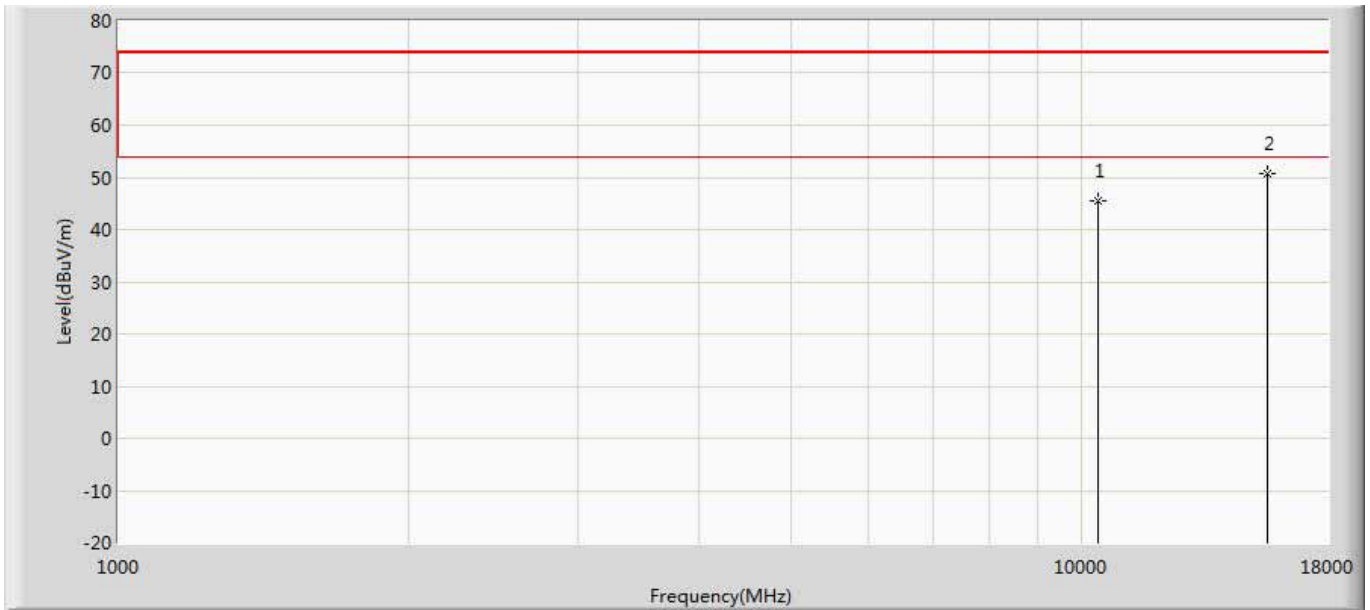
No	Mark	Frequency (MHz)	Measure Level (dBuV/m)	Reading Level (dBuV)	Over Limit (dB)	Limit (dBuV/m)	Factor (dB)	Type
1		11650.000	47.253	37.169	-26.747	74.000	10.084	PK
2	*	17475.000	52.628	34.895	-21.372	74.000	17.733	PK

Engineer: Eric	
Site: AC5	Time: 2018/01/23 - 02:33
Limit: FCC_Part15.209_RE(3m)	Margin: 0
Probe: Horn_3117_00167055(1-18GHz)	Polarity: Horizontal
EUT: Wireless Access point	Power: AC 120V/60Hz
Note: Mode 2:Transmit at 5825MHz by 802.11n20 Ant1+2	



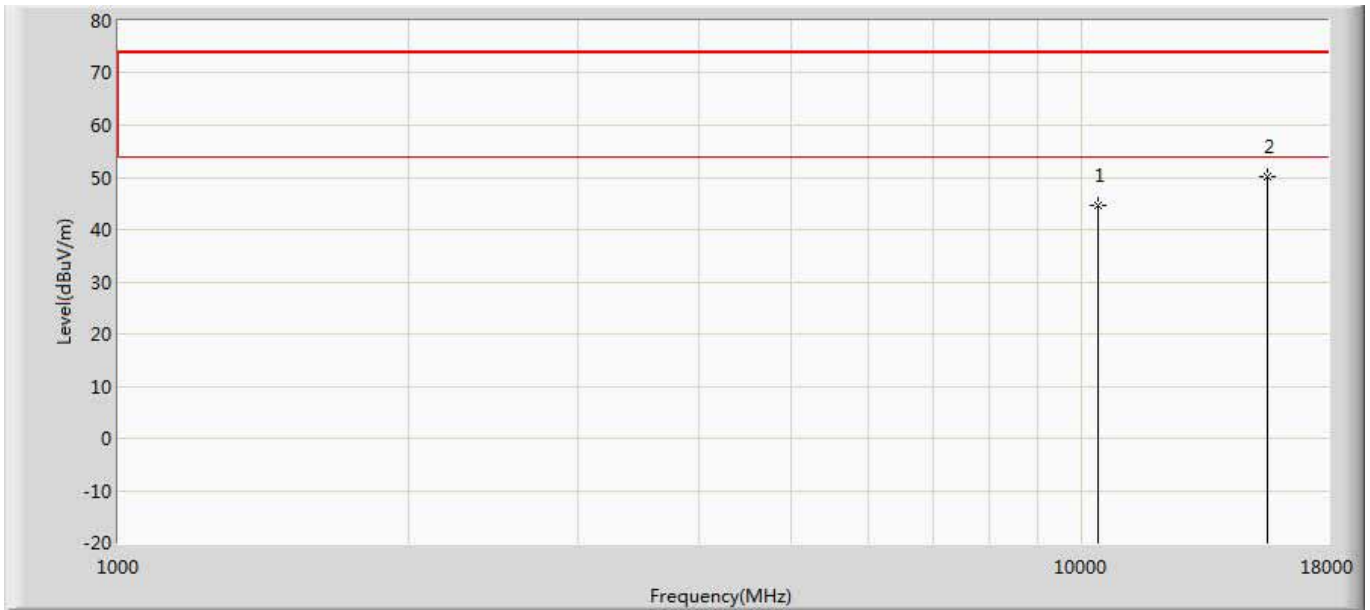
No	Mark	Frequency (MHz)	Measure Level (dBuV/m)	Reading Level (dBuV)	Over Limit (dB)	Limit (dBuV/m)	Factor (dB)	Type
1		11650.000	46.346	36.262	-27.654	74.000	10.084	PK
2	*	17475.000	52.779	35.046	-21.221	74.000	17.733	PK

Engineer: Eric	
Site: AC5	Time: 2018/01/23 - 02:33
Limit: FCC_Part15.209_RE(3m)	Margin: 0
Probe: Horn_3117_00167055(1-18GHz)	Polarity: Vertical
EUT: Wireless Access point	Power: AC 120V/60Hz
Note: Mode 3:Transmit at 5190MHz by 802.11n40 Ant1	



No	Mark	Frequency (MHz)	Measure Level (dBuV/m)	Reading Level (dBuV)	Over Limit (dB)	Limit (dBuV/m)	Factor (dB)	Type
1		10380.000	45.532	38.337	-28.468	74.000	7.195	PK
2	*	15570.000	50.860	34.904	-23.140	74.000	15.956	PK

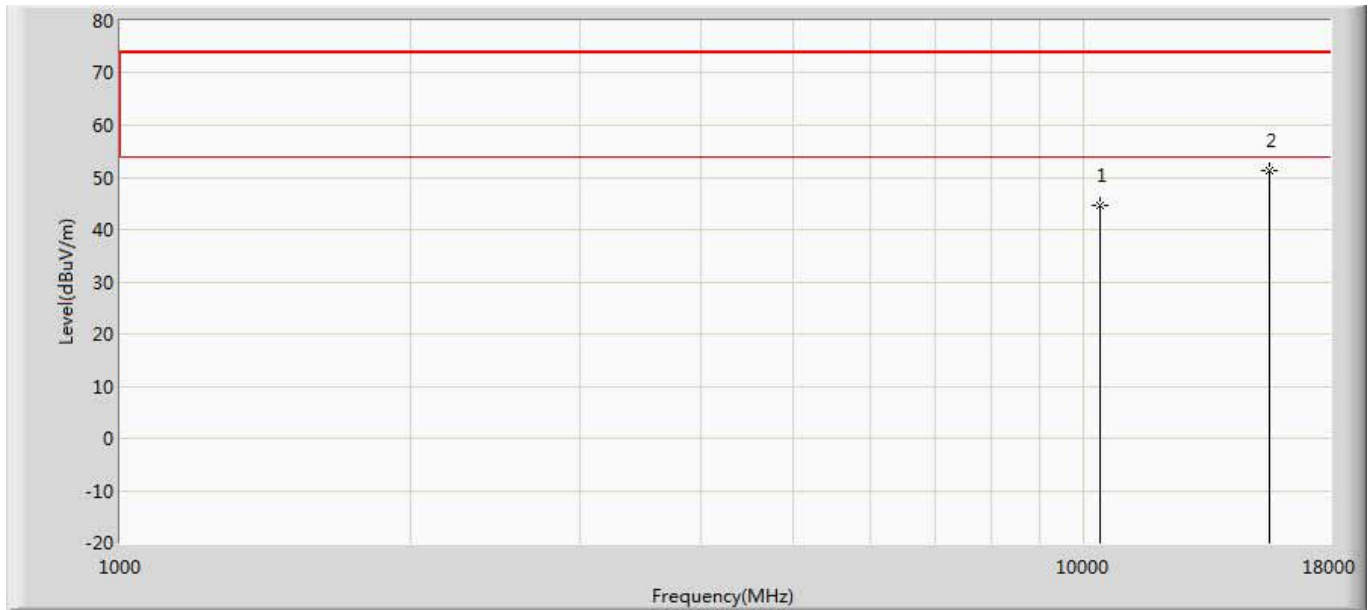
Engineer: Eric	
Site: AC5	Time: 2018/01/23 - 02:33
Limit: FCC_Part15.209_RE(3m)	Margin: 0
Probe: Horn_3117_00167055(1-18GHz)	Polarity: Horizontal
EUT: Wireless Access point	Power: AC 120V/60Hz
Note: Mode 3:Transmit at 5190MHz by 802.11n40 Ant1	



No	Mark	Frequency (MHz)	Measure Level (dBuV/m)	Reading Level (dBuV)	Over Limit (dB)	Limit (dBuV/m)	Factor (dB)	Type
1		10380.000	44.720	37.525	-29.280	74.000	7.195	PK
2	*	15570.000	50.136	34.180	-23.864	74.000	15.956	PK

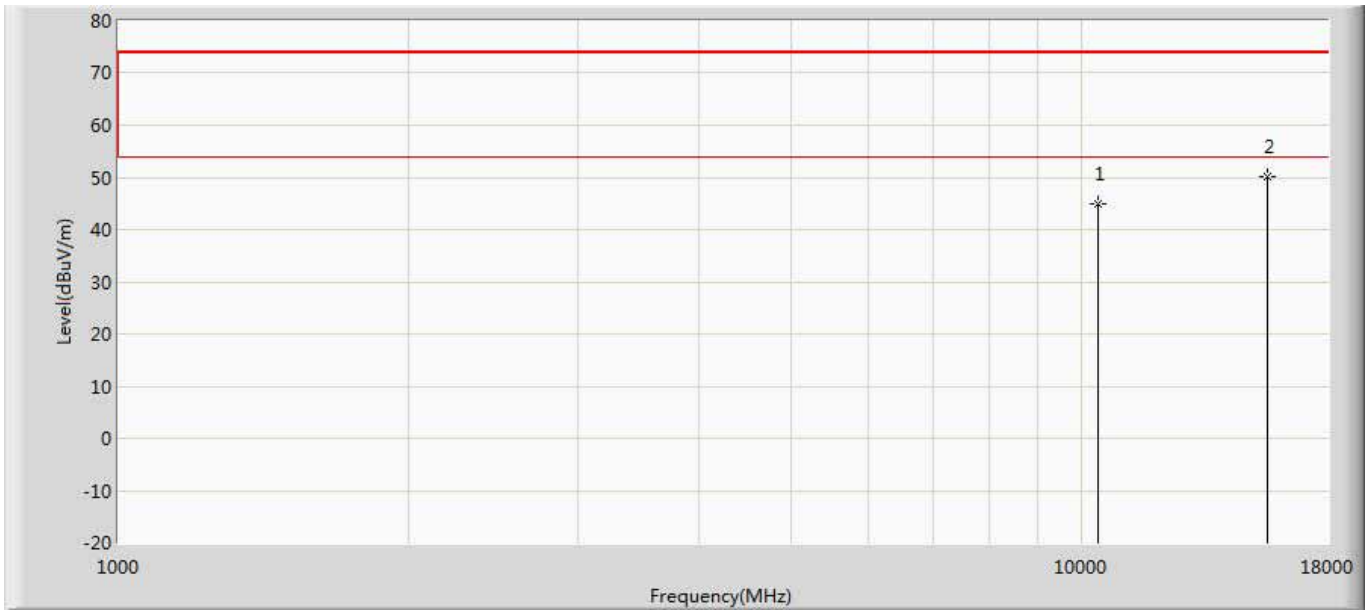


Engineer: Eric	
Site: AC5	Time: 2018/01/23 - 02:33
Limit: FCC_Part15.209_RE(3m)	Margin: 0
Probe: Horn_3117_00167055(1-18GHz)	Polarity: Vertical
EUT: Wireless Access point	Power: AC 120V/60Hz
Note: Mode 3:Transmit at 5190MHz by 802.11n40 Ant2	



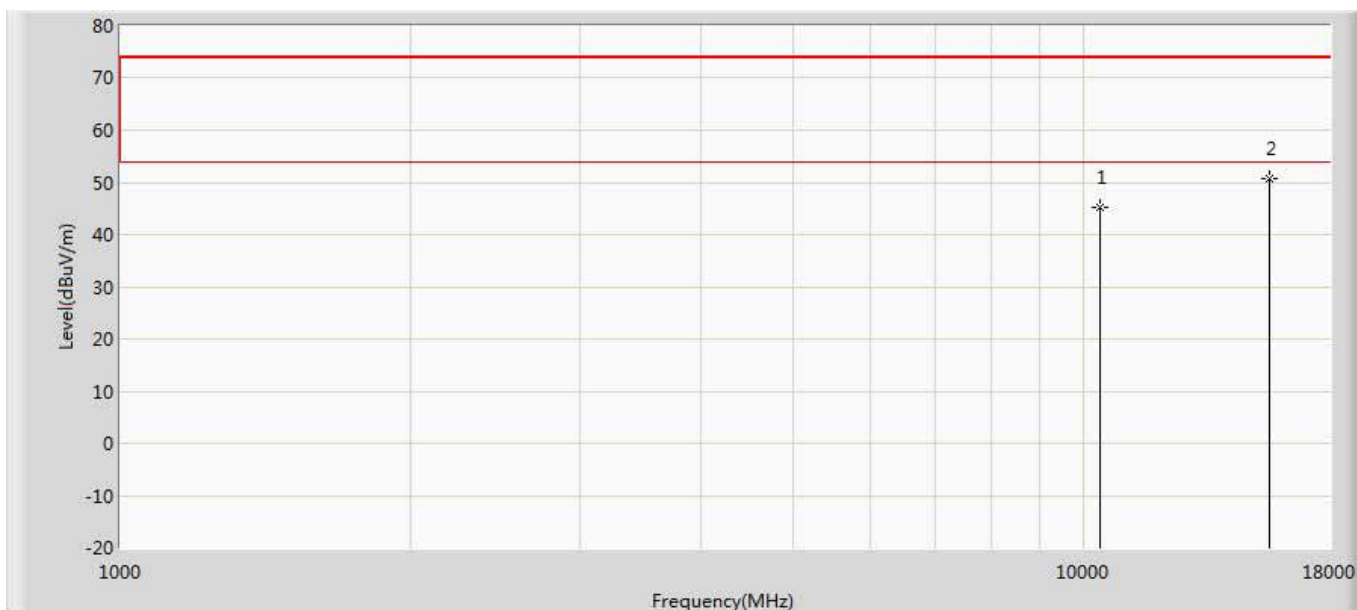
No	Mark	Frequency (MHz)	Measure Level (dBuV/m)	Reading Level (dBuV)	Over Limit (dB)	Limit (dBuV/m)	Factor (dB)	Type
1		10380.000	44.585	37.390	-29.415	74.000	7.195	PK
2	*	15570.000	51.221	35.265	-22.779	74.000	15.956	PK

Engineer: Eric	
Site: AC5	Time: 2018/01/23 - 02:33
Limit: FCC_Part15.209_RE(3m)	Margin: 0
Probe: Horn_3117_00167055(1-18GHz)	Polarity: Horizontal
EUT: Wireless Access point	Power: AC 120V/60Hz
Note: Mode 3:Transmit at 5190MHz by 802.11n40 Ant2	



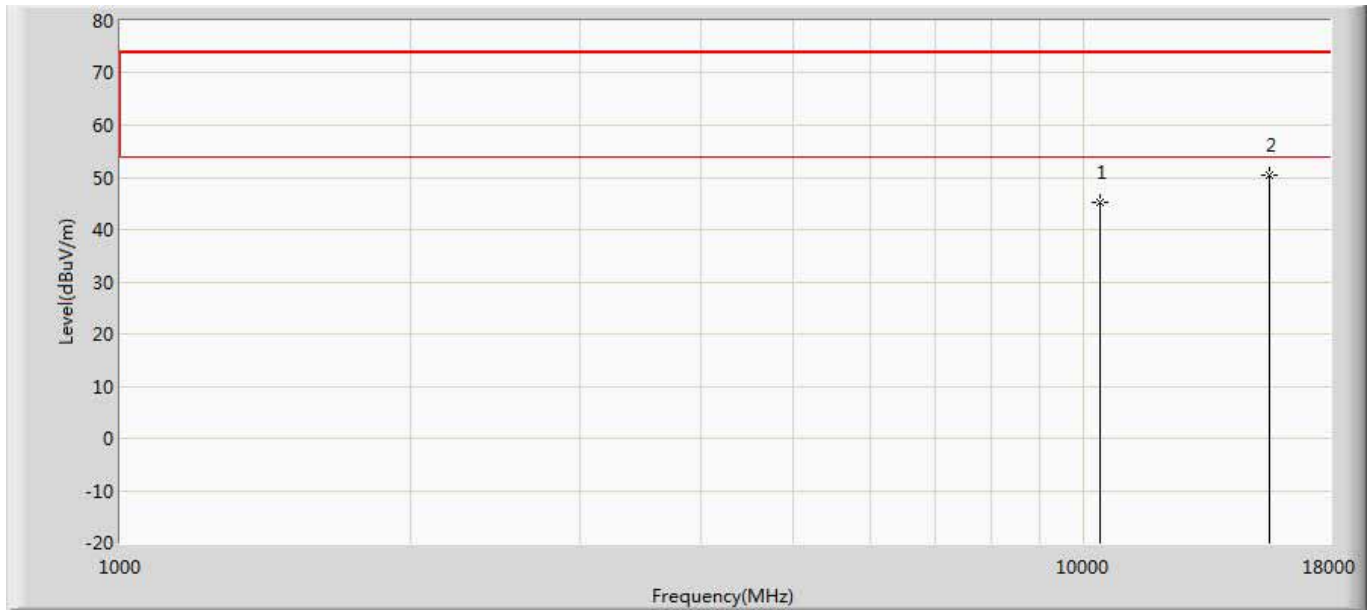
No	Mark	Frequency (MHz)	Measure Level (dBuV/m)	Reading Level (dBuV)	Over Limit (dB)	Limit (dBuV/m)	Factor (dB)	Type
1		10380.000	44.851	37.656	-29.149	74.000	7.195	PK
2	*	15570.000	50.286	34.330	-23.714	74.000	15.956	PK

Engineer: Eric	
Site: AC5	Time: 2018/01/23 - 02:33
Limit: FCC_Part15.209_RE(3m)	Margin: 0
Probe: Horn_3117_00167055(1-18GHz)	Polarity: Vertical
EUT: Wireless Access point	Power: AC 120V/60Hz
Note: Mode 3:Transmit at 5190MHz by 802.11n40 Ant1+2	



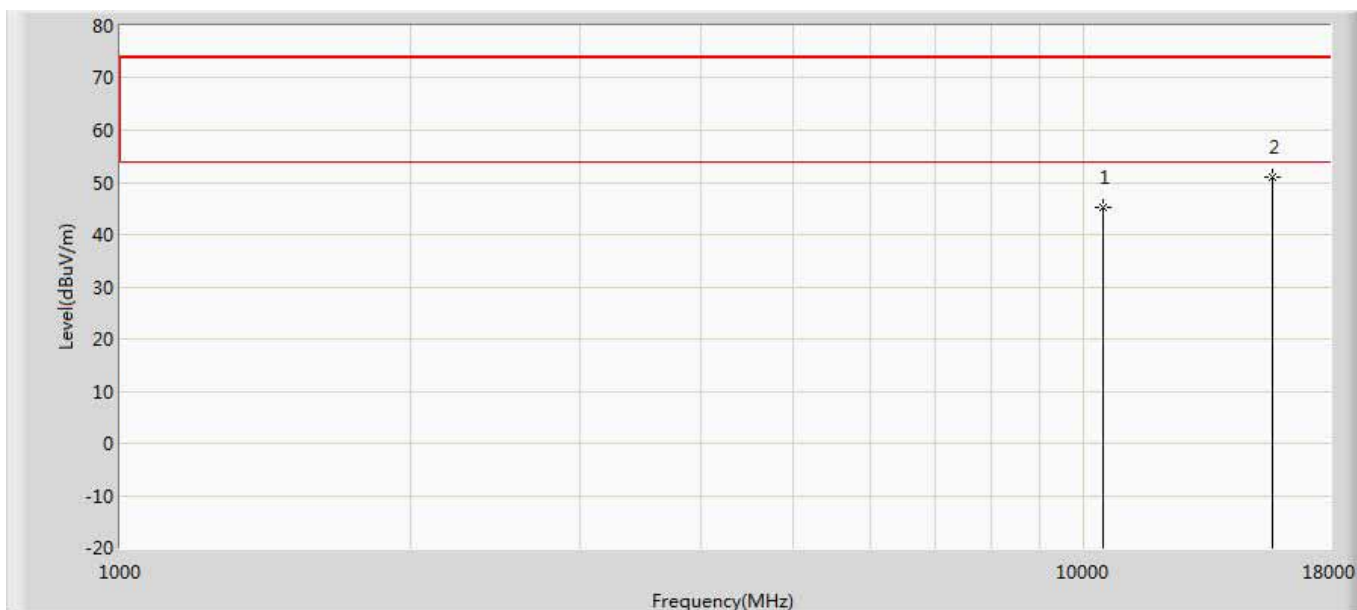
No	Mark	Frequency (MHz)	Measure Level (dBuV/m)	Reading Level (dBuV)	Over Limit (dB)	Limit (dBuV/m)	Factor (dB)	Type
1		10380.000	45.303	38.108	-28.697	74.000	7.195	PK
2	*	15570.000	50.640	34.684	-23.360	74.000	15.956	PK

Engineer: Eric	
Site: AC5	Time: 2018/01/23 - 02:34
Limit: FCC_Part15.209_RE(3m)	Margin: 0
Probe: Horn_3117_00167055(1-18GHz)	Polarity: Horizontal
EUT: Wireless Access point	Power: AC 120V/60Hz
Note: Mode 3:Transmit at 5190MHz by 802.11n40 Ant1+2	



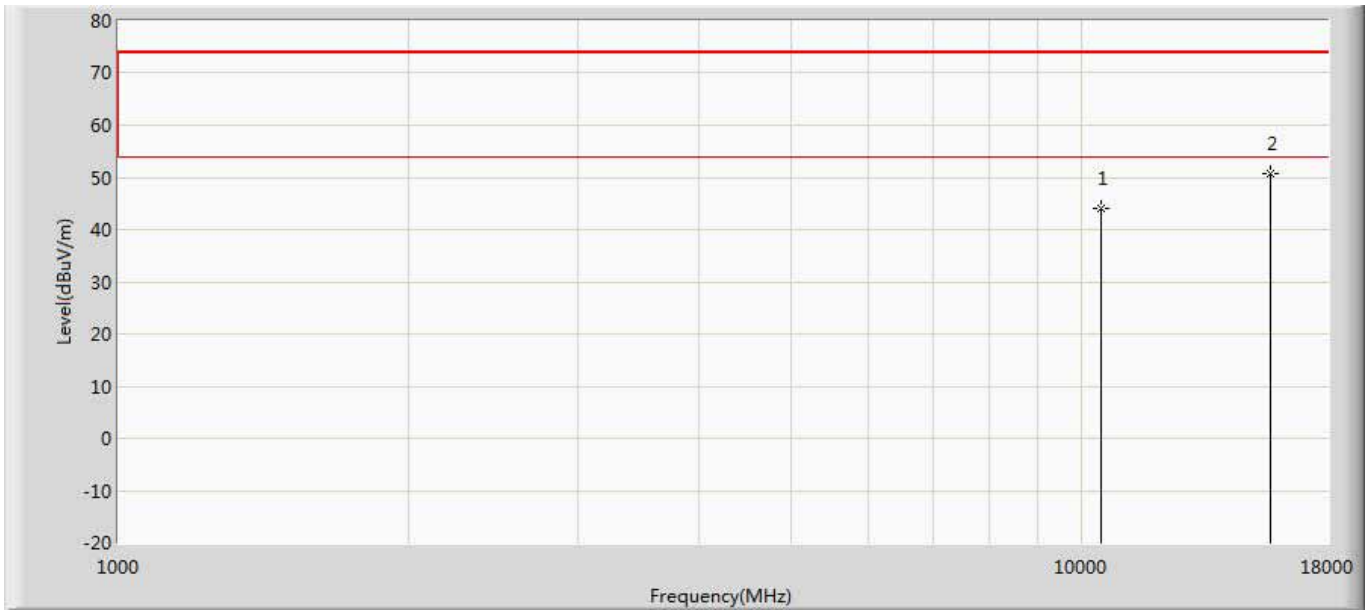
No	Mark	Frequency (MHz)	Measure Level (dBuV/m)	Reading Level (dBuV)	Over Limit (dB)	Limit (dBuV/m)	Factor (dB)	Type
1		10380.000	45.213	38.018	-28.787	74.000	7.195	PK
2	*	15570.000	50.522	34.566	-23.478	74.000	15.956	PK

Engineer: Eric	
Site: AC5	Time: 2018/01/23 - 02:34
Limit: FCC_Part15.209_RE(3m)	Margin: 0
Probe: Horn_3117_00167055(1-18GHz)	Polarity: Vertical
EUT: Wireless Access point	Power: AC 120V/60Hz
Note: Mode 3:Transmit at 5230MHz by 802.11n40 Ant1	



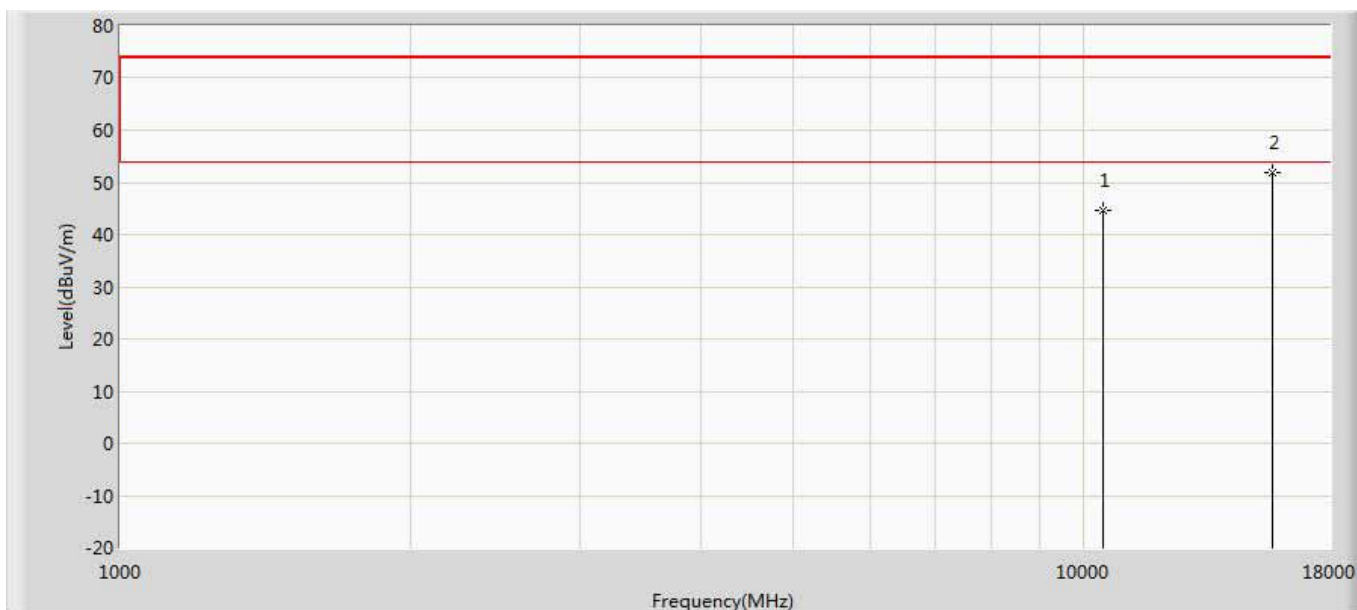
No	Mark	Frequency (MHz)	Measure Level (dBuV/m)	Reading Level (dBuV)	Over Limit (dB)	Limit (dBuV/m)	Factor (dB)	Type
1		10460.000	45.295	38.275	-28.705	74.000	7.020	PK
2	*	15690.000	50.901	34.759	-23.099	74.000	16.142	PK

Engineer: Eric	
Site: AC5	Time: 2018/01/23 - 02:34
Limit: FCC_Part15.209_RE(3m)	Margin: 0
Probe: Horn_3117_00167055(1-18GHz)	Polarity: Horizontal
EUT: Wireless Access point	Power: AC 120V/60Hz
Note: Mode 3:Transmit at 5230MHz by 802.11n40 Ant1	



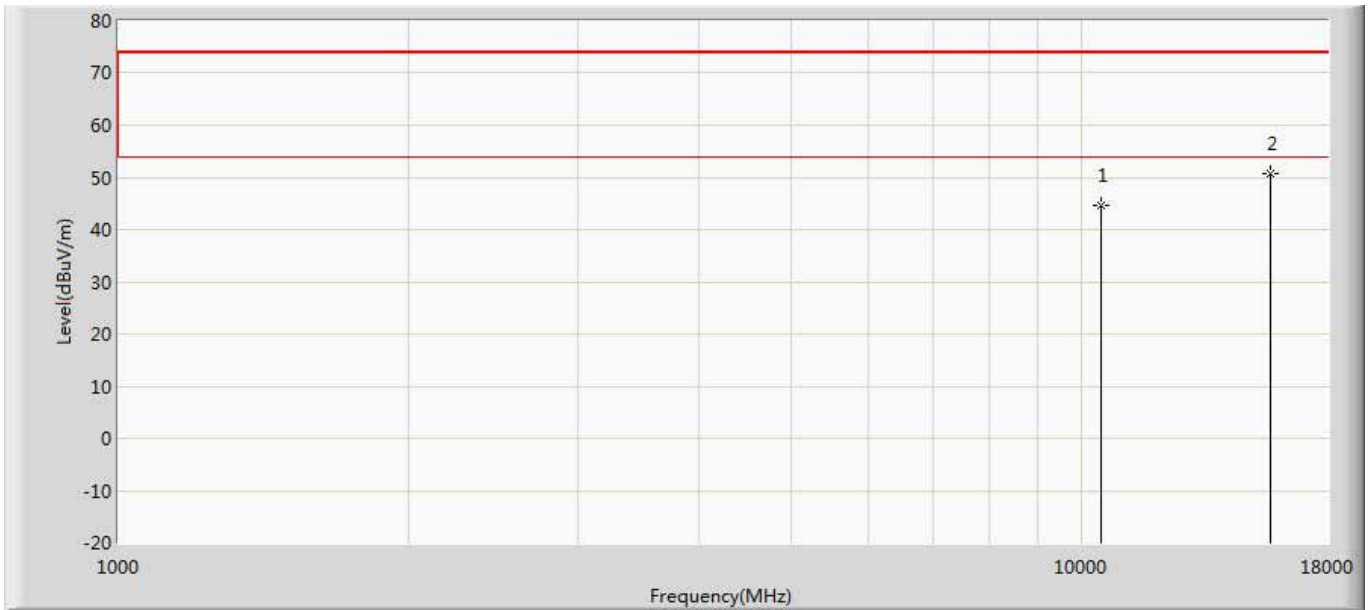
No	Mark	Frequency (MHz)	Measure Level (dBuV/m)	Reading Level (dBuV)	Over Limit (dB)	Limit (dBuV/m)	Factor (dB)	Type
1		10460.000	44.047	37.027	-29.953	74.000	7.020	PK
2	*	15690.000	50.687	34.545	-23.313	74.000	16.142	PK

Engineer: Eric	
Site: AC5	Time: 2018/01/23 - 02:34
Limit: FCC_Part15.209_RE(3m)	Margin: 0
Probe: Horn_3117_00167055(1-18GHz)	Polarity: Vertical
EUT: Wireless Access point	Power: AC 120V/60Hz
Note: Mode 3:Transmit at 5230MHz by 802.11n40 Ant2	



No	Mark	Frequency (MHz)	Measure Level (dBuV/m)	Reading Level (dBuV)	Over Limit (dB)	Limit (dBuV/m)	Factor (dB)	Type
1		10460.000	44.655	37.635	-29.345	74.000	7.020	PK
2	*	15690.000	51.859	35.717	-22.141	74.000	16.142	PK

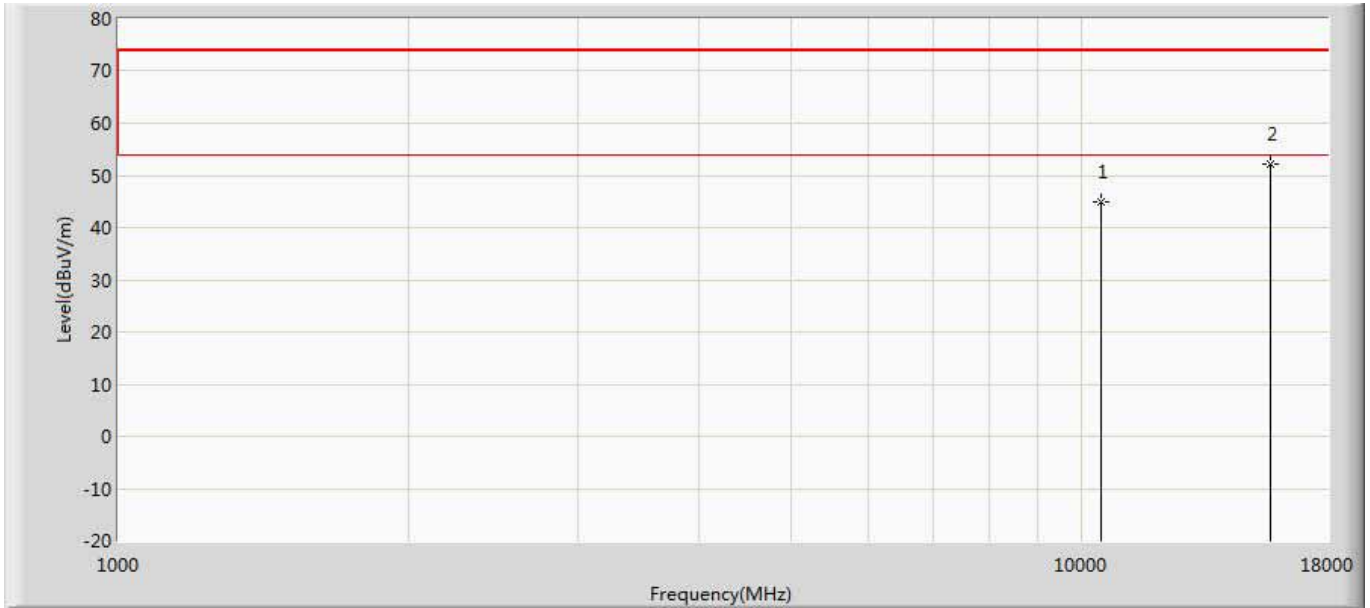
Engineer: Eric	
Site: AC5	Time: 2018/01/23 - 02:34
Limit: FCC_Part15.209_RE(3m)	Margin: 0
Probe: Horn_3117_00167055(1-18GHz)	Polarity: Horizontal
EUT: Wireless Access point	Power: AC 120V/60Hz
Note: Mode 3:Transmit at 5230MHz by 802.11n40 Ant2	



No	Mark	Frequency (MHz)	Measure Level (dBuV/m)	Reading Level (dBuV)	Over Limit (dB)	Limit (dBuV/m)	Factor (dB)	Type
1		10460.000	44.659	37.639	-29.341	74.000	7.020	PK
2	*	15690.000	50.795	34.653	-23.205	74.000	16.142	PK

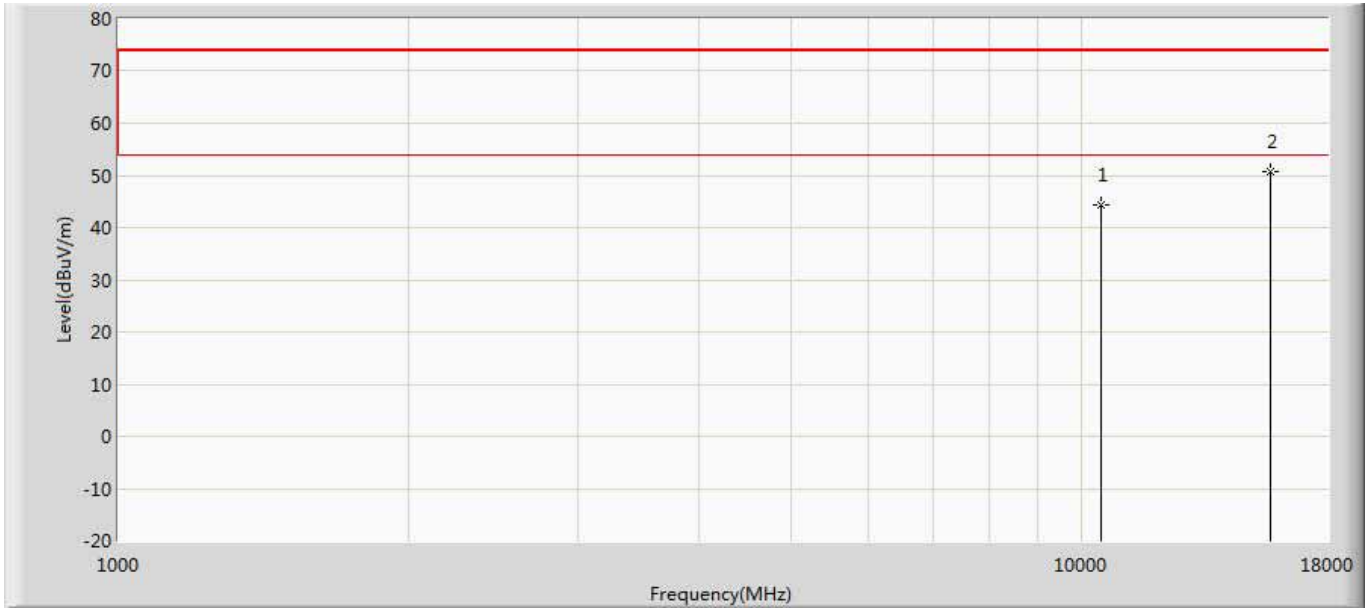


Engineer: Eric	
Site: AC5	Time: 2018/01/23 - 02:34
Limit: FCC_Part15.209_RE(3m)	Margin: 0
Probe: Horn_3117_00167055(1-18GHz)	Polarity: Vertical
EUT: Wireless Access point	Power: AC 120V/60Hz
Note: Mode 3:Transmit at 5230MHz by 802.11n40 Ant1+2	



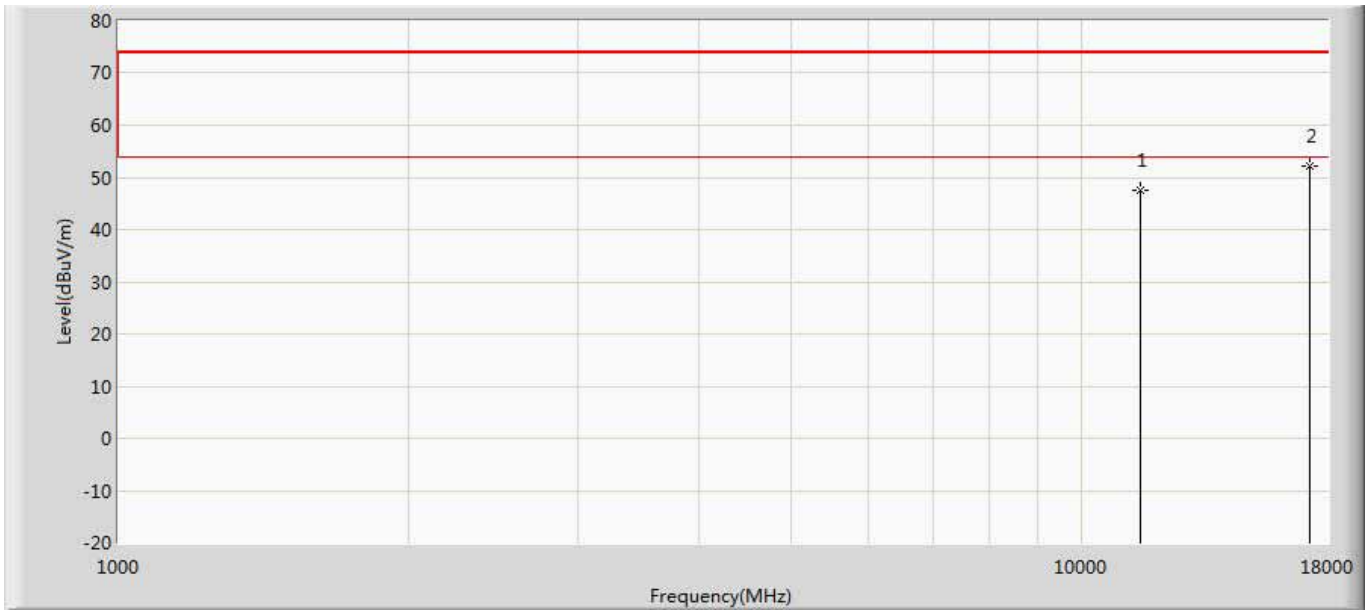
No	Mark	Frequency (MHz)	Measure Level (dBuV/m)	Reading Level (dBuV)	Over Limit (dB)	Limit (dBuV/m)	Factor (dB)	Type
1		10460.000	44.850	37.830	-29.150	74.000	7.020	PK
2	*	15690.000	52.043	35.901	-21.957	74.000	16.142	PK

Engineer: Eric	
Site: AC5	Time: 2018/01/23 - 02:34
Limit: FCC_Part15.209_RE(3m)	Margin: 0
Probe: Horn_3117_00167055(1-18GHz)	Polarity: Horizontal
EUT: Wireless Access point	Power: AC 120V/60Hz
Note: Mode 3:Transmit at 5230MHz by 802.11n40 Ant1+2	



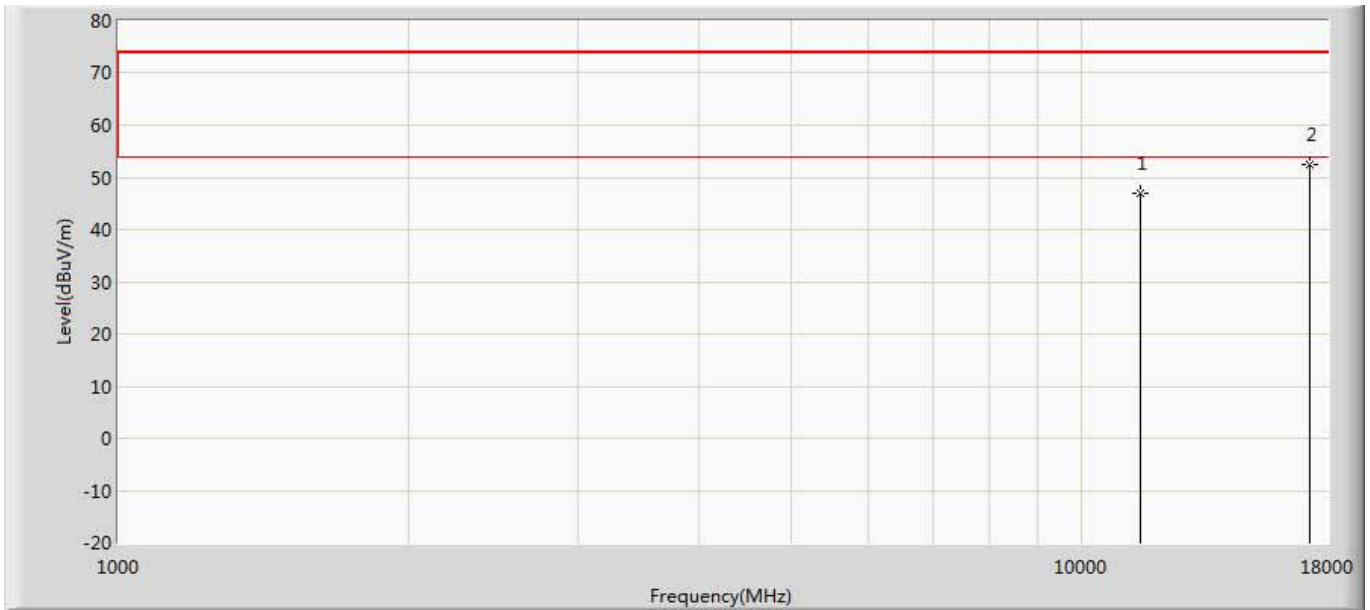
No	Mark	Frequency (MHz)	Measure Level (dBuV/m)	Reading Level (dBuV)	Over Limit (dB)	Limit (dBuV/m)	Factor (dB)	Type
1		10460.000	44.479	37.459	-29.521	74.000	7.020	PK
2	*	15690.000	50.805	34.663	-23.195	74.000	16.142	PK

Engineer: Eric	
Site: AC5	Time: 2018/01/23 - 02:34
Limit: FCC_Part15.209_RE(3m)	Margin: 0
Probe: Horn_3117_00167055(1-18GHz)	Polarity: Vertical
EUT: Wireless Access point	Power: AC 120V/60Hz
Note: Mode 3:Transmit at 5755MHz by 802.11n40 Ant1	



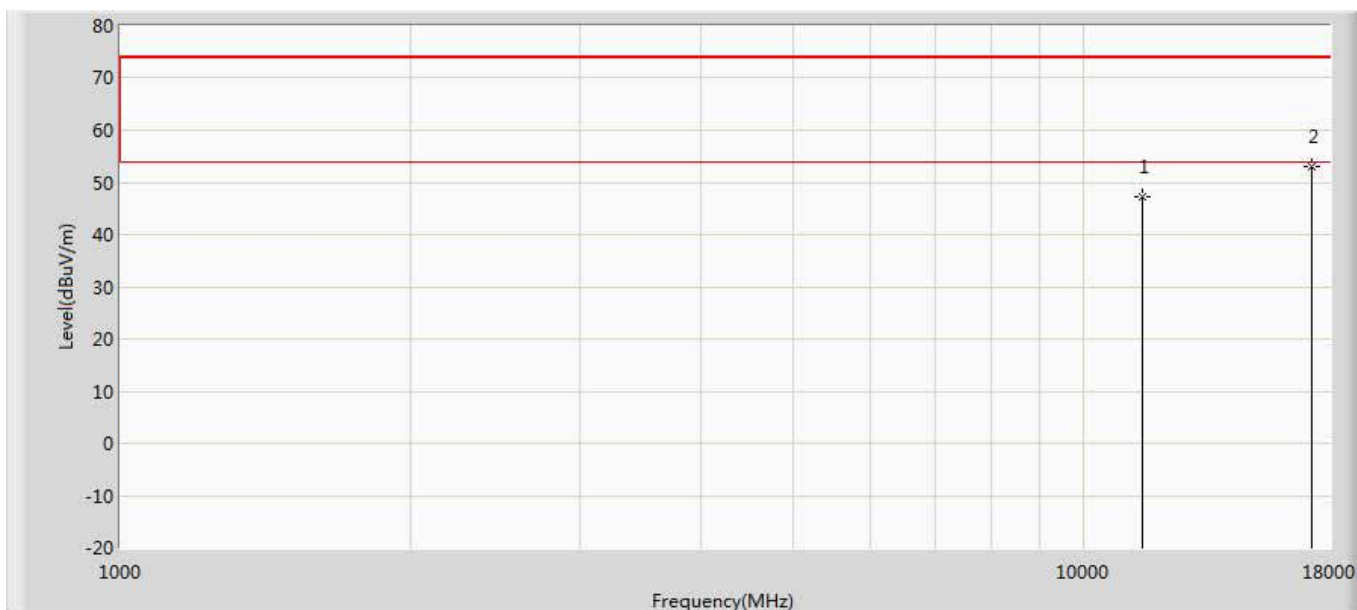
No	Mark	Frequency (MHz)	Measure Level (dBuV/m)	Reading Level (dBuV)	Over Limit (dB)	Limit (dBuV/m)	Factor (dB)	Type
1		11510.000	47.569	36.955	-26.431	74.000	10.614	PK
2	*	17265.000	52.292	34.098	-21.708	74.000	18.193	PK

Engineer: Eric	
Site: AC5	Time: 2018/01/23 - 02:34
Limit: FCC_Part15.209_RE(3m)	Margin: 0
Probe: Horn_3117_00167055(1-18GHz)	Polarity: Horizontal
EUT: Wireless Access point	Power: AC 120V/60Hz
Note: Mode 3:Transmit at 5755MHz by 802.11n40 Ant1	



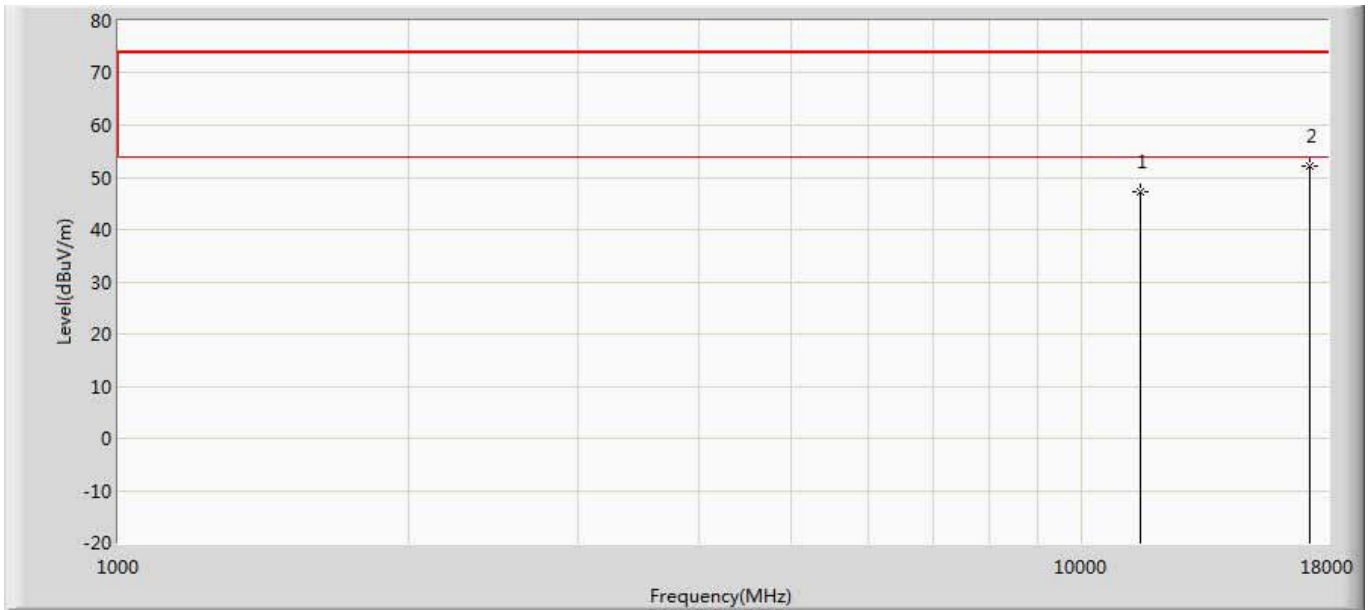
No	Mark	Frequency (MHz)	Measure Level (dBuV/m)	Reading Level (dBuV)	Over Limit (dB)	Limit (dBuV/m)	Factor (dB)	Type
1		11510.000	46.886	36.272	-27.114	74.000	10.614	PK
2	*	17265.000	52.495	34.301	-21.505	74.000	18.193	PK

Engineer: Eric	
Site: AC5	Time: 2018/01/23 - 02:34
Limit: FCC_Part15.209_RE(3m)	Margin: 0
Probe: Horn_3117_00167055(1-18GHz)	Polarity: Vertical
EUT: Wireless Access point	Power: AC 120V/60Hz
Note: Mode 3:Transmit at 5755MHz by 802.11n40 Ant2	



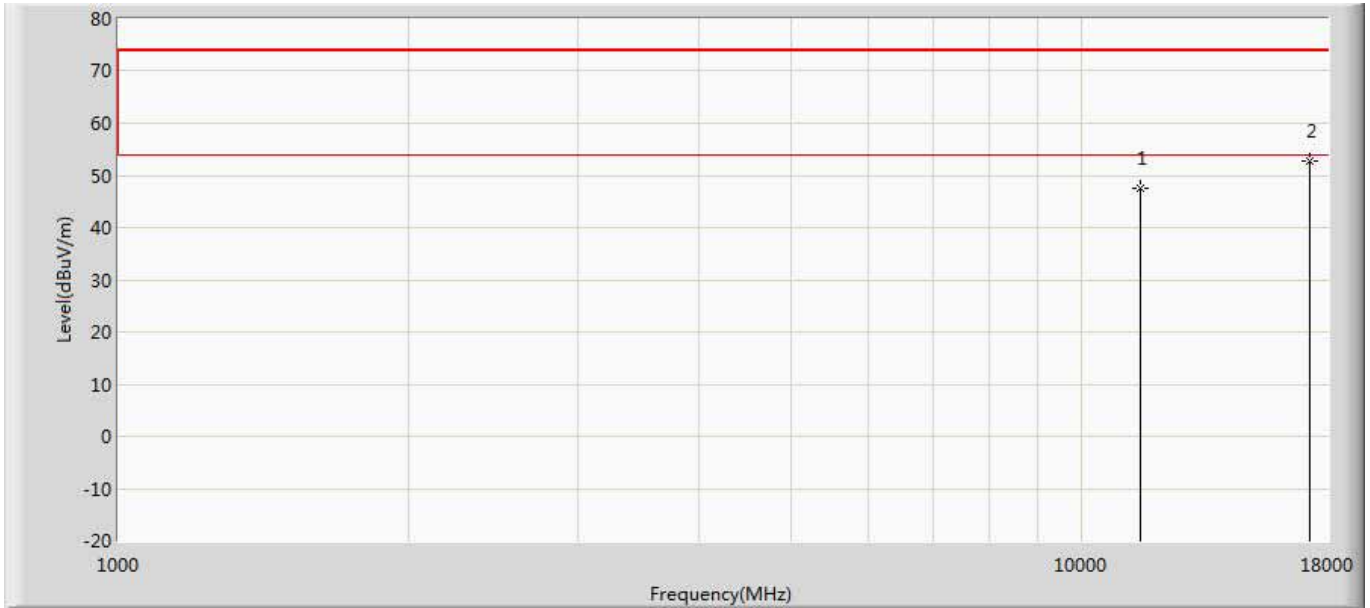
No	Mark	Frequency (MHz)	Measure Level (dBuV/m)	Reading Level (dBuV)	Over Limit (dB)	Limit (dBuV/m)	Factor (dB)	Type
1		11510.000	47.345	36.731	-26.655	74.000	10.614	PK
2	*	17265.000	52.993	34.799	-21.007	74.000	18.193	PK

Engineer: Eric	
Site: AC5	Time: 2018/01/23 - 02:34
Limit: FCC_Part15.209_RE(3m)	Margin: 0
Probe: Horn_3117_00167055(1-18GHz)	Polarity: Horizontal
EUT: Wireless Access point	Power: AC 120V/60Hz
Note: Mode 3:Transmit at 5755MHz by 802.11n40 Ant2	



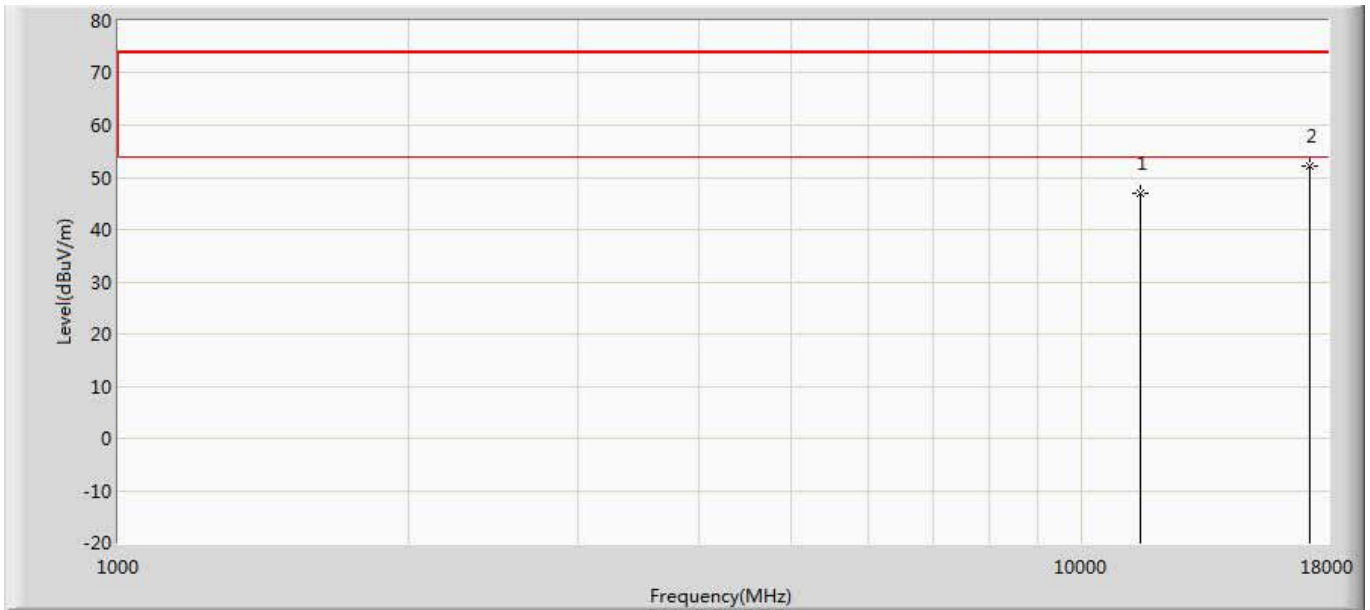
No	Mark	Frequency (MHz)	Measure Level (dBuV/m)	Reading Level (dBuV)	Over Limit (dB)	Limit (dBuV/m)	Factor (dB)	Type
1		11510.000	47.314	36.700	-26.686	74.000	10.614	PK
2	*	17265.000	52.166	33.972	-21.834	74.000	18.193	PK

Engineer: Eric	
Site: AC5	Time: 2018/01/23 - 02:35
Limit: FCC_Part15.209_RE(3m)	Margin: 0
Probe: Horn_3117_00167055(1-18GHz)	Polarity: Vertical
EUT: Wireless Access point	Power: AC 120V/60Hz
Note: Mode 3:Transmit at 5755MHz by 802.11n40 Ant1+2	



No	Mark	Frequency (MHz)	Measure Level (dBuV/m)	Reading Level (dBuV)	Over Limit (dB)	Limit (dBuV/m)	Factor (dB)	Type
1		11510.000	47.533	36.919	-26.467	74.000	10.614	PK
2	*	17265.000	52.707	34.513	-21.293	74.000	18.193	PK

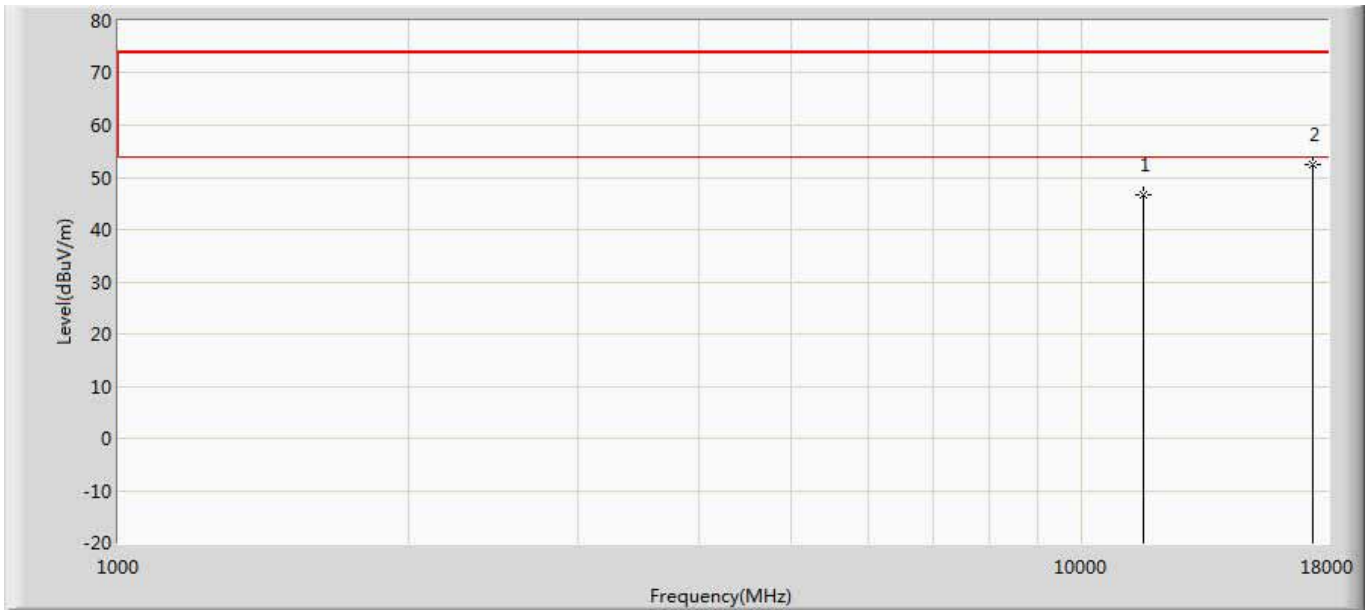
Engineer: Eric	
Site: AC5	Time: 2018/01/23 - 02:35
Limit: FCC_Part15.209_RE(3m)	Margin: 0
Probe: Horn_3117_00167055(1-18GHz)	Polarity: Horizontal
EUT: Wireless Access point	Power: AC 120V/60Hz
Note: Mode 3:Transmit at 5755MHz by 802.11n40 Ant1+2	



No	Mark	Frequency (MHz)	Measure Level (dBuV/m)	Reading Level (dBuV)	Over Limit (dB)	Limit (dBuV/m)	Factor (dB)	Type
1		11510.000	46.931	36.317	-27.069	74.000	10.614	PK
2	*	17265.000	52.032	33.838	-21.968	74.000	18.193	PK

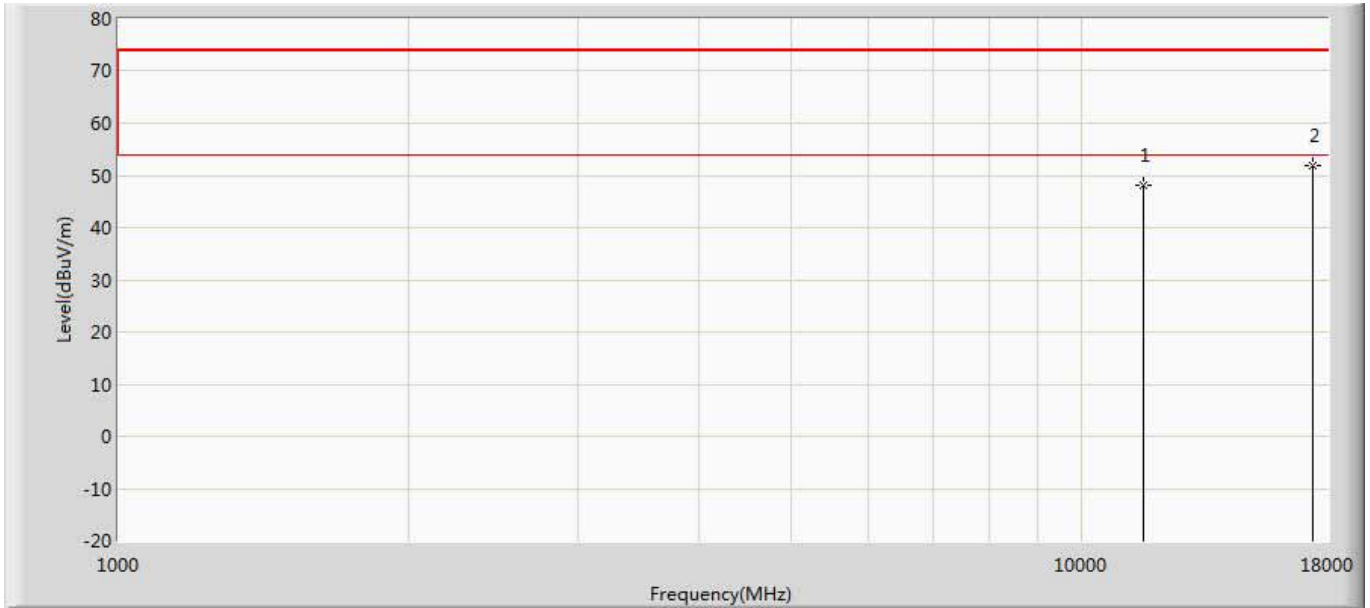


Engineer: Eric	
Site: AC5	Time: 2018/01/23 - 02:35
Limit: FCC_Part15.209_RE(3m)	Margin: 0
Probe: Horn_3117_00167055(1-18GHz)	Polarity: Vertical
EUT: Wireless Access point	Power: AC 120V/60Hz
Note: Mode 3:Transmit at 5795MHz by 802.11n40 Ant1	



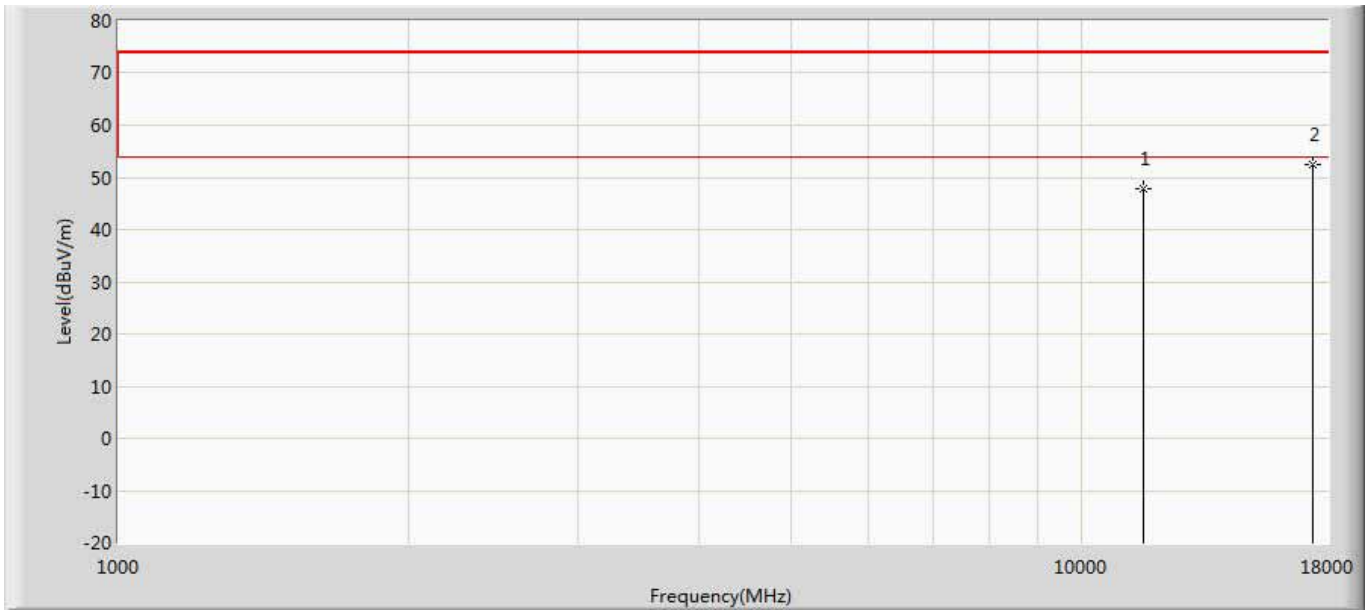
No	Mark	Frequency (MHz)	Measure Level (dBuV/m)	Reading Level (dBuV)	Over Limit (dB)	Limit (dBuV/m)	Factor (dB)	Type
1		11590.000	46.793	35.453	-27.207	74.000	11.339	PK
2	*	17385.000	52.545	34.579	-21.455	74.000	17.966	PK

Engineer: Eric	
Site: AC5	Time: 2018/01/23 - 02:35
Limit: FCC_Part15.209_RE(3m)	Margin: 0
Probe: Horn_3117_00167055(1-18GHz)	Polarity: Horizontal
EUT: Wireless Access point	Power: AC 120V/60Hz
Note: Mode 3:Transmit at 5795MHz by 802.11n40 Ant1	



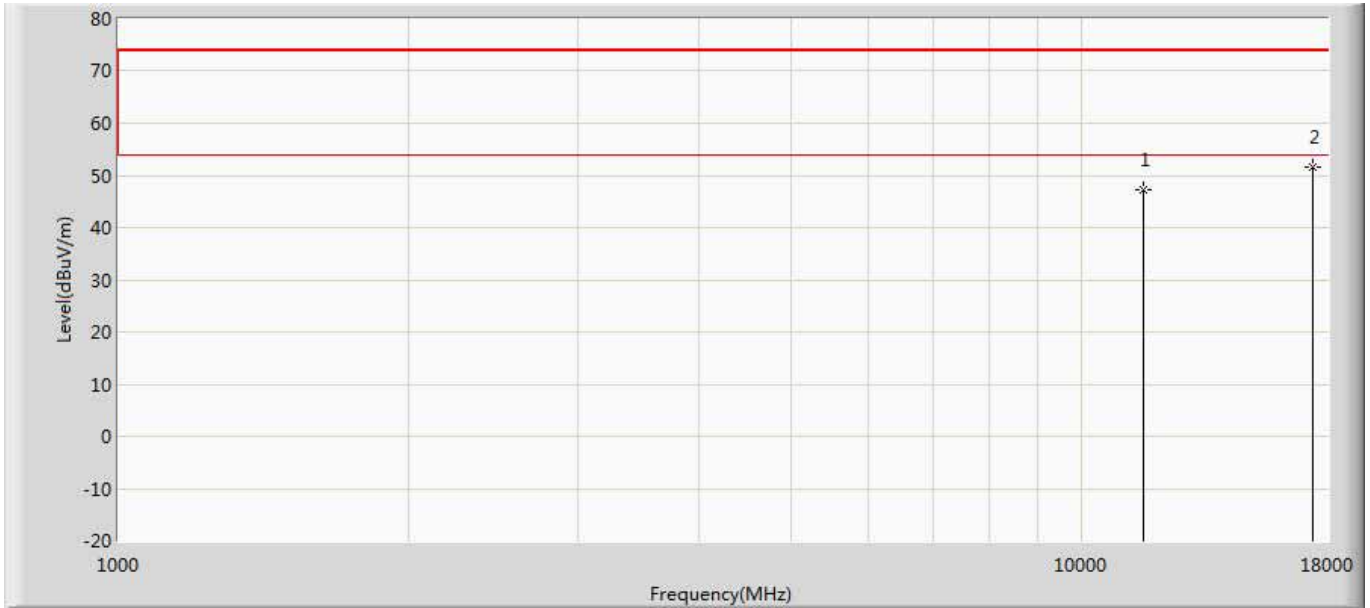
No	Mark	Frequency (MHz)	Measure Level (dBuV/m)	Reading Level (dBuV)	Over Limit (dB)	Limit (dBuV/m)	Factor (dB)	Type
1		11590.000	48.118	36.778	-25.882	74.000	11.339	PK
2	*	17385.000	51.784	33.818	-22.216	74.000	17.966	PK

Engineer: Eric	
Site: AC5	Time: 2018/01/23 - 02:35
Limit: FCC_Part15.209_RE(3m)	Margin: 0
Probe: Horn_3117_00167055(1-18GHz)	Polarity: Vertical
EUT: Wireless Access point	Power: AC 120V/60Hz
Note: Mode 3:Transmit at 5795MHz by 802.11n40 Ant2	



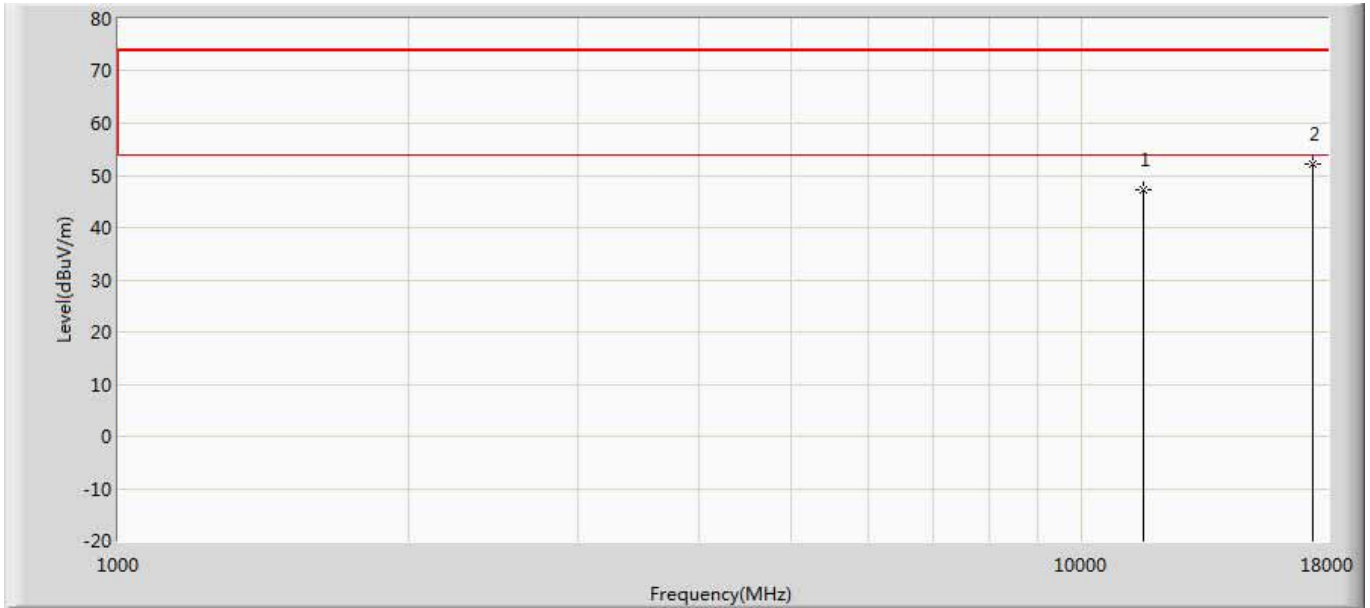
No	Mark	Frequency (MHz)	Measure Level (dBuV/m)	Reading Level (dBuV)	Over Limit (dB)	Limit (dBuV/m)	Factor (dB)	Type
1		11590.000	47.686	36.346	-26.314	74.000	11.339	PK
2	*	17385.000	52.531	34.565	-21.469	74.000	17.966	PK

Engineer: Eric	
Site: AC5	Time: 2018/01/23 - 02:35
Limit: FCC_Part15.209_RE(3m)	Margin: 0
Probe: Horn_3117_00167055(1-18GHz)	Polarity: Horizontal
EUT: Wireless Access point	Power: AC 120V/60Hz
Note: Mode 3:Transmit at 5795MHz by 802.11n40 Ant2	



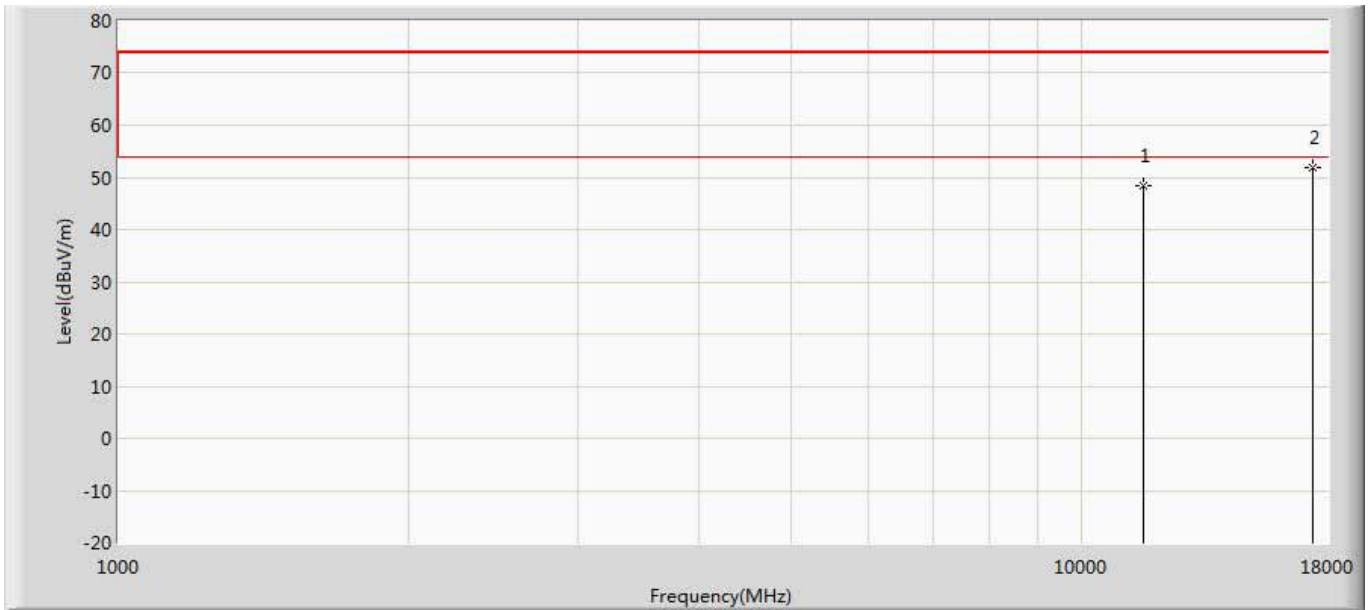
No	Mark	Frequency (MHz)	Measure Level (dBuV/m)	Reading Level (dBuV)	Over Limit (dB)	Limit (dBuV/m)	Factor (dB)	Type
1		11590.000	47.349	36.009	-26.651	74.000	11.339	PK
2	*	17385.000	51.713	33.747	-22.287	74.000	17.966	PK

Engineer: Eric	
Site: AC5	Time: 2018/01/23 - 02:35
Limit: FCC_Part15.209_RE(3m)	Margin: 0
Probe: Horn_3117_00167055(1-18GHz)	Polarity: Vertical
EUT: Wireless Access point	Power: AC 120V/60Hz
Note: Mode 3:Transmit at 5795MHz by 802.11n40 Ant1+2	



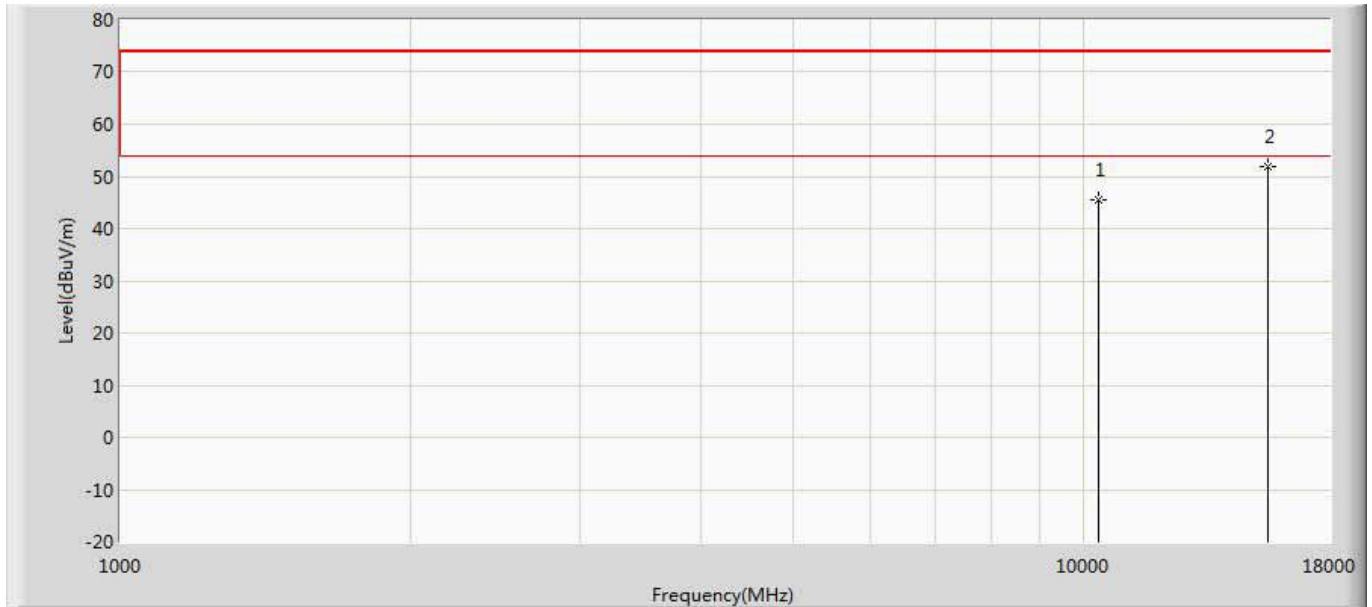
No	Mark	Frequency (MHz)	Measure Level (dBuV/m)	Reading Level (dBuV)	Over Limit (dB)	Limit (dBuV/m)	Factor (dB)	Type
1		11590.000	47.349	36.009	-26.651	74.000	11.339	PK
2	*	17385.000	52.190	34.224	-21.810	74.000	17.966	PK

Engineer: Eric	
Site: AC5	Time: 2018/01/23 - 02:35
Limit: FCC_Part15.209_RE(3m)	Margin: 0
Probe: Horn_3117_00167055(1-18GHz)	Polarity: Horizontal
EUT: Wireless Access point	Power: AC 120V/60Hz
Note: Mode 3:Transmit at 5795MHz by 802.11n40 Ant1+2	



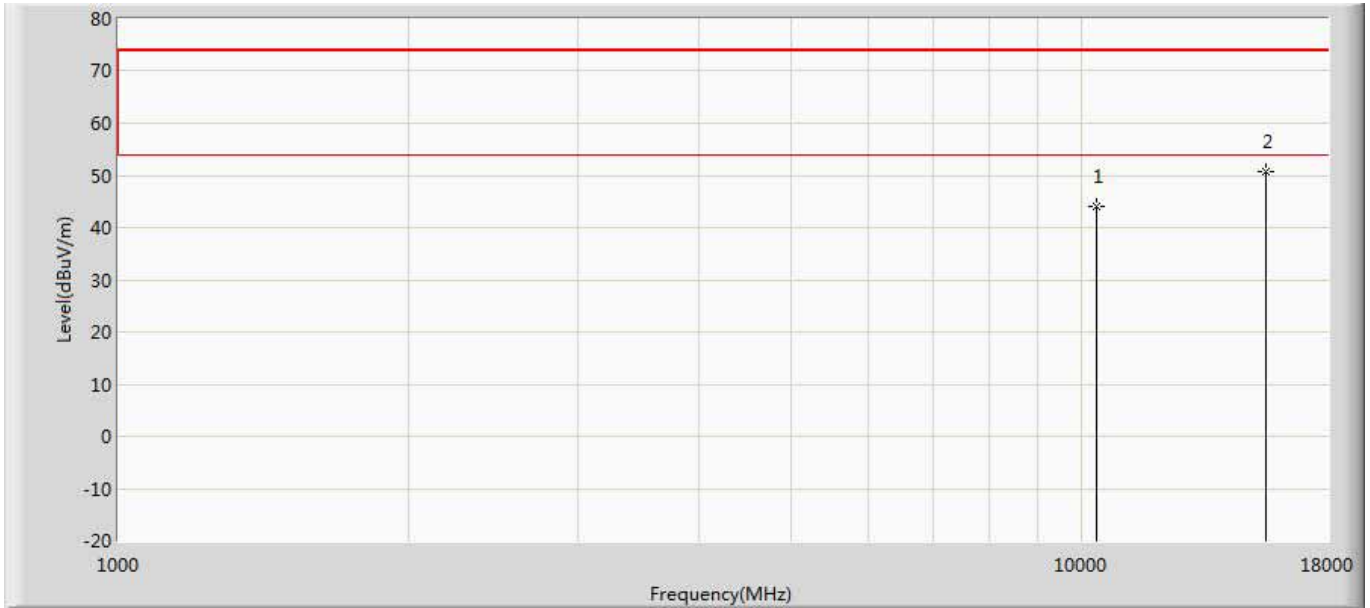
No	Mark	Frequency (MHz)	Measure Level (dBuV/m)	Reading Level (dBuV)	Over Limit (dB)	Limit (dBuV/m)	Factor (dB)	Type
1		11590.000	48.288	36.948	-25.712	74.000	11.339	PK
2	*	17385.000	51.772	33.806	-22.228	74.000	17.966	PK

Engineer: Eric	
Site: AC5	Time: 2018/01/23 - 03:26
Limit: FCC_Part15.209_RE(3m)	Margin: 0
Probe: Horn_3117_00167055(1-18GHz)	Polarity: Vertical
EUT: Wireless Access point	Power: AC 120V/60Hz
Note: Mode 4:Transmit at 5180MHz by 802.11ac20 Ant1	



No	Mark	Frequency (MHz)	Measure Level (dBuV/m)	Reading Level (dBuV)	Over Limit (dB)	Limit (dBuV/m)	Factor (dB)	Type
1		10360.000	45.628	38.146	-28.372	74.000	7.482	PK
2	*	15540.000	51.925	35.962	-22.075	74.000	15.963	PK

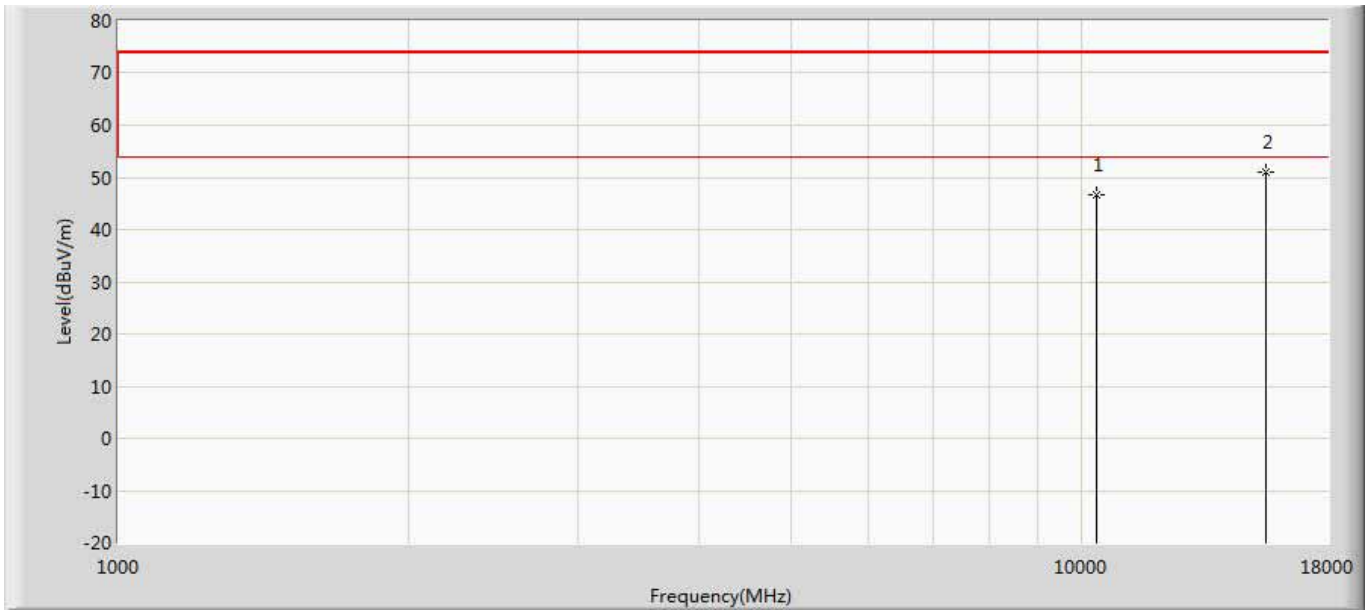
Engineer: Eric	
Site: AC5	Time: 2018/01/23 - 03:27
Limit: FCC_Part15.209_RE(3m)	Margin: 0
Probe: Horn_3117_00167055(1-18GHz)	Polarity: Horizontal
EUT: Wireless Access point	Power: AC 120V/60Hz
Note: Mode 4:Transmit at 5180MHz by 802.11ac20 Ant1	



No	Mark	Frequency (MHz)	Measure Level (dBuV/m)	Reading Level (dBuV)	Over Limit (dB)	Limit (dBuV/m)	Factor (dB)	Type
1		10360.000	44.130	36.648	-29.870	74.000	7.482	PK
2	*	15540.000	50.691	34.728	-23.309	74.000	15.963	PK

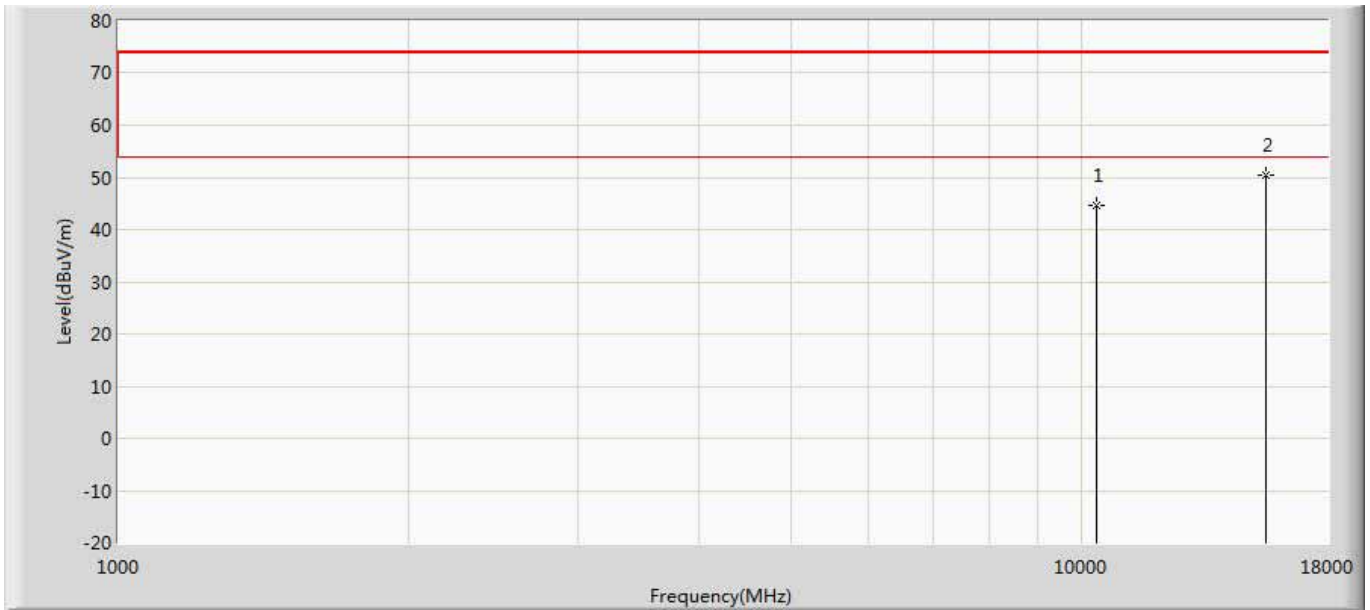


Engineer: Eric	
Site: AC5	Time: 2018/01/23 - 03:27
Limit: FCC_Part15.209_RE(3m)	Margin: 0
Probe: Horn_3117_00167055(1-18GHz)	Polarity: Vertical
EUT: Wireless Access point	Power: AC 120V/60Hz
Note: Mode 4:Transmit at 5180MHz by 802.11ac20 Ant2	



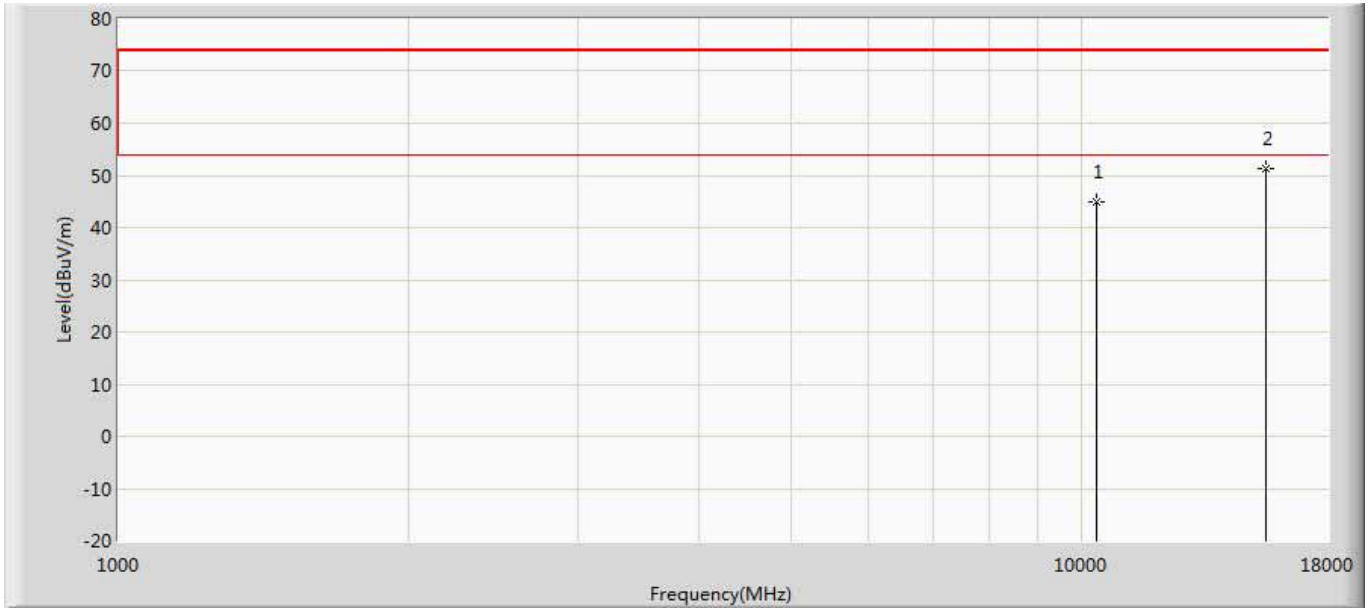
No	Mark	Frequency (MHz)	Measure Level (dBuV/m)	Reading Level (dBuV)	Over Limit (dB)	Limit (dBuV/m)	Factor (dB)	Type
1		10360.000	46.597	39.115	-27.403	74.000	7.482	PK
2	*	15540.000	50.987	35.024	-23.013	74.000	15.963	PK

Engineer: Eric	
Site: AC5	Time: 2018/01/23 - 03:27
Limit: FCC_Part15.209_RE(3m)	Margin: 0
Probe: Horn_3117_00167055(1-18GHz)	Polarity: Horizontal
EUT: Wireless Access point	Power: AC 120V/60Hz
Note: Mode 4:Transmit at 5180MHz by 802.11ac20 Ant2	



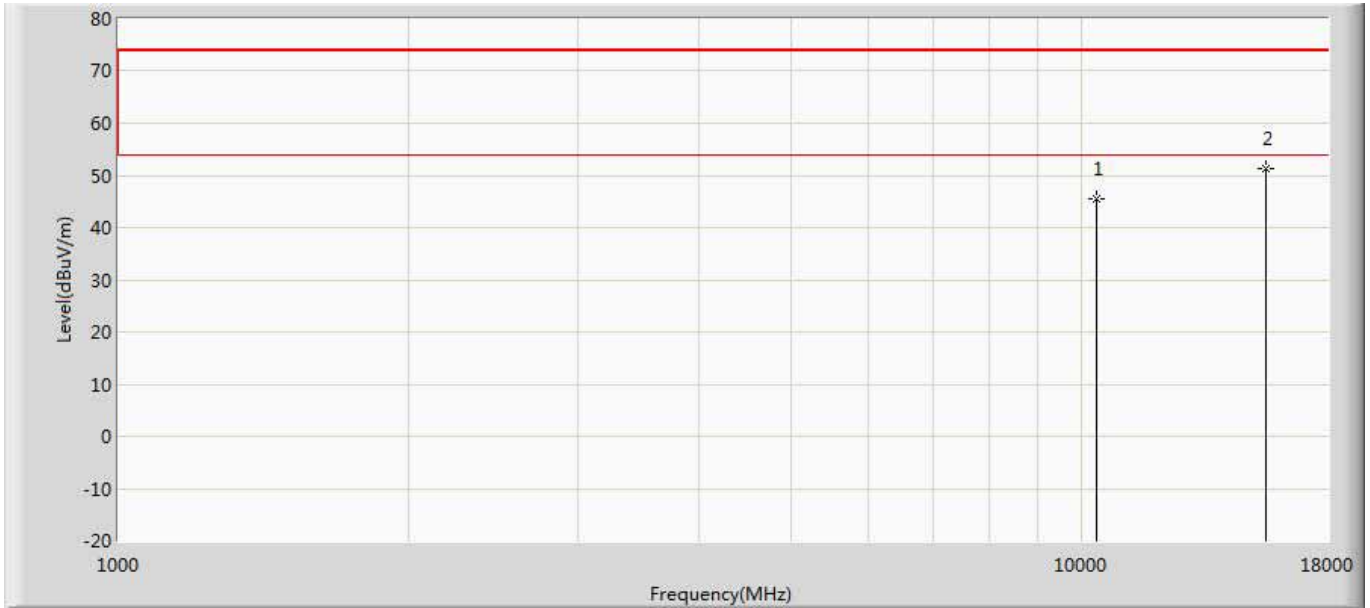
No	Mark	Frequency (MHz)	Measure Level (dBuV/m)	Reading Level (dBuV)	Over Limit (dB)	Limit (dBuV/m)	Factor (dB)	Type
1		10360.000	44.782	37.300	-29.218	74.000	7.482	PK
2	*	15540.000	50.557	34.594	-23.443	74.000	15.963	PK

Engineer: Eric	
Site: AC5	Time: 2018/01/23 - 03:27
Limit: FCC_Part15.209_RE(3m)	Margin: 0
Probe: Horn_3117_00167055(1-18GHz)	Polarity: Vertical
EUT: Wireless Access point	Power: AC 120V/60Hz
Note: Mode 4:Transmit at 5180MHz by 802.11ac20 Ant1+2	



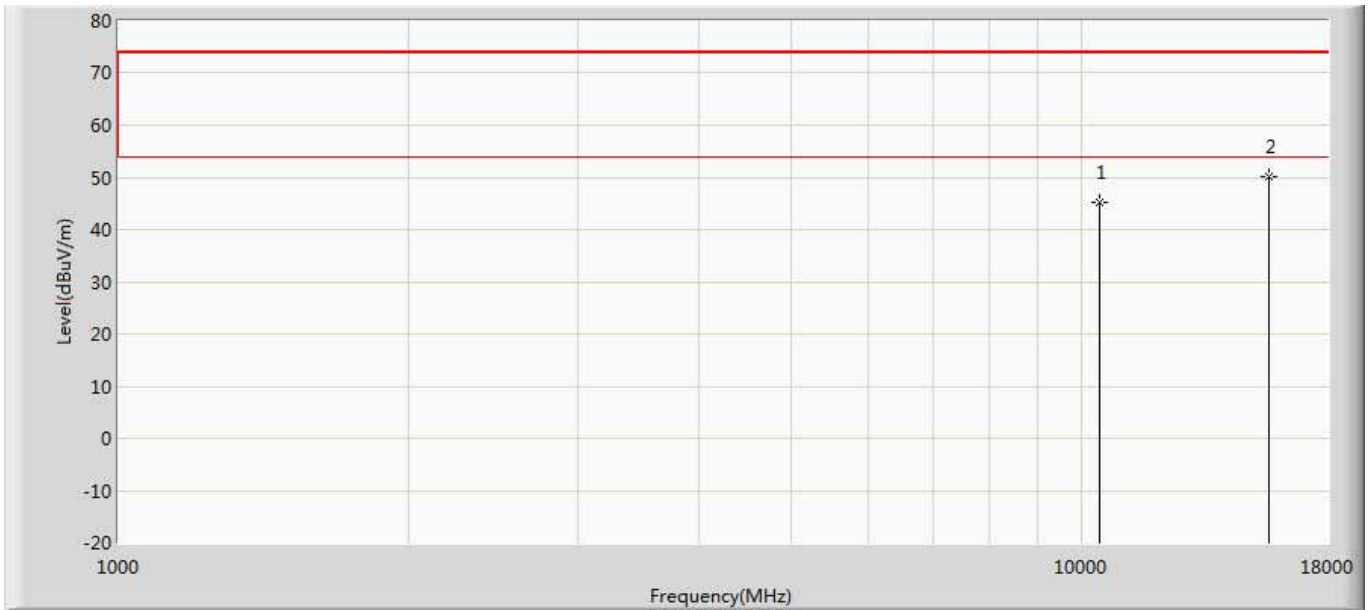
No	Mark	Frequency (MHz)	Measure Level (dBuV/m)	Reading Level (dBuV)	Over Limit (dB)	Limit (dBuV/m)	Factor (dB)	Type
1		10360.000	44.960	37.478	-29.040	74.000	7.482	PK
2	*	15540.000	51.167	35.204	-22.833	74.000	15.963	PK

Engineer: Eric	
Site: AC5	Time: 2018/01/23 - 03:27
Limit: FCC_Part15.209_RE(3m)	Margin: 0
Probe: Horn_3117_00167055(1-18GHz)	Polarity: Horizontal
EUT: Wireless Access point	Power: AC 120V/60Hz
Note: Mode 4:Transmit at 5180MHz by 802.11ac20 Ant1+2	



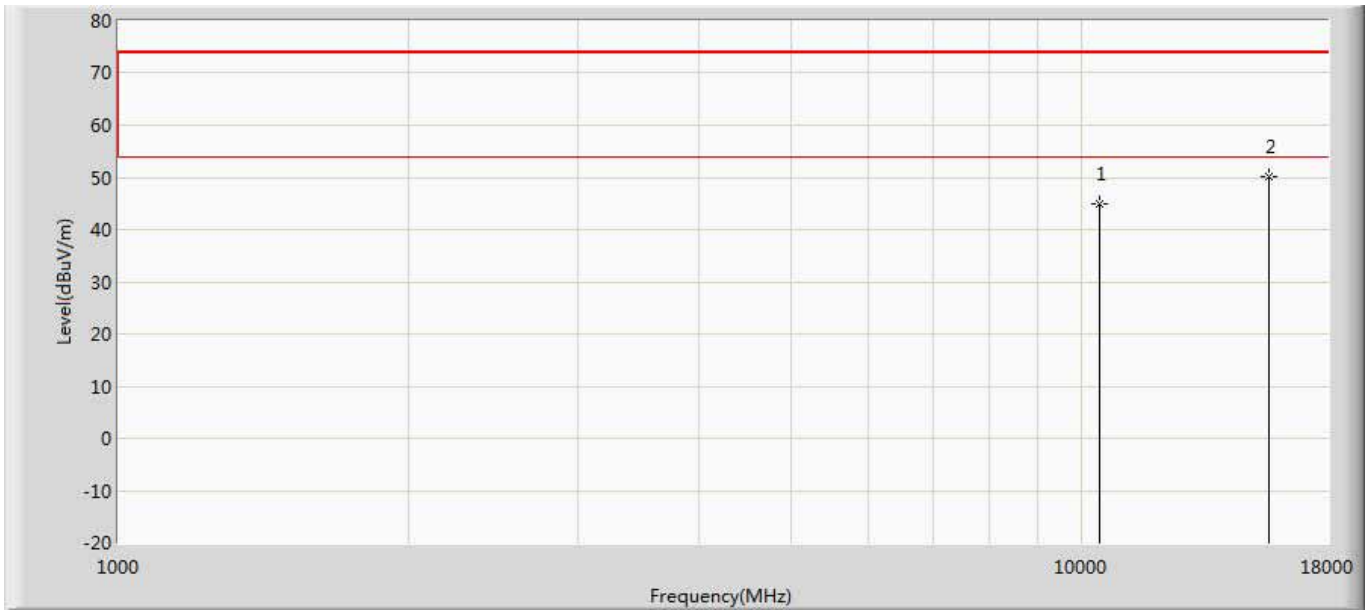
No	Mark	Frequency (MHz)	Measure Level (dBuV/m)	Reading Level (dBuV)	Over Limit (dB)	Limit (dBuV/m)	Factor (dB)	Type
1		10360.000	45.390	37.908	-28.610	74.000	7.482	PK
2	*	15540.000	51.423	35.460	-22.577	74.000	15.963	PK

Engineer: Eric	
Site: AC5	Time: 2018/01/23 - 03:27
Limit: FCC_Part15.209_RE(3m)	Margin: 0
Probe: Horn_3117_00167055(1-18GHz)	Polarity: Vertical
EUT: Wireless Access point	Power: AC 120V/60Hz
Note: Mode 4:Transmit at 5220MHz by 802.11ac20 Ant1	



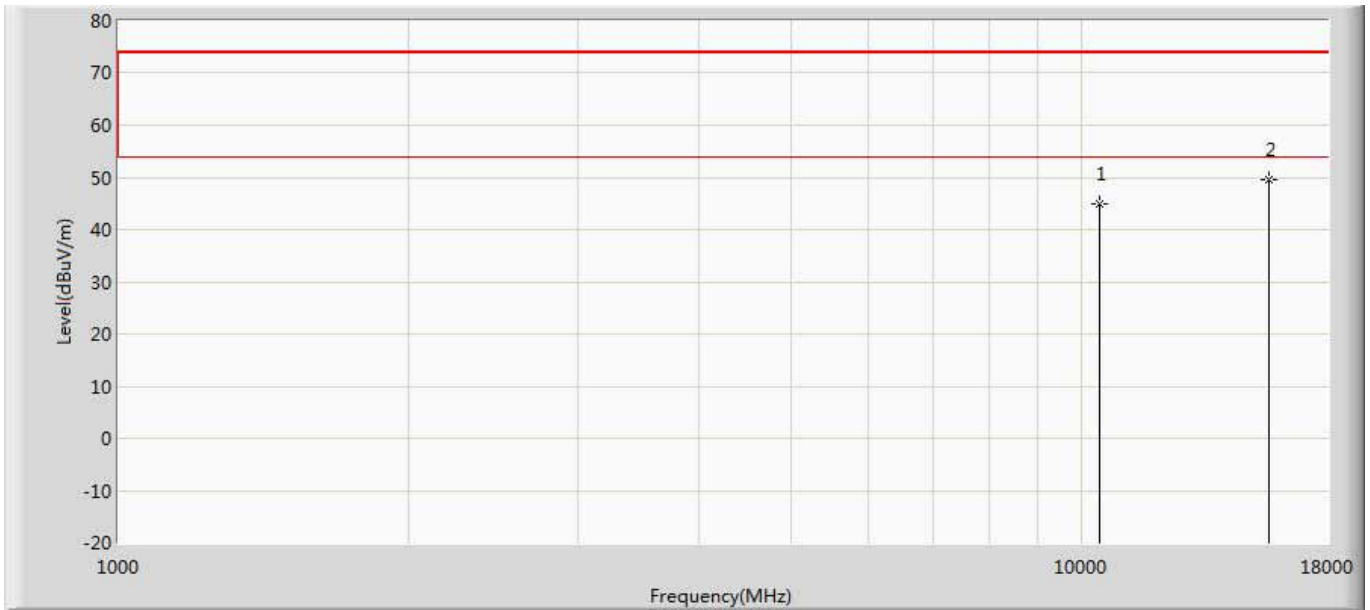
No	Mark	Frequency (MHz)	Measure Level (dBuV/m)	Reading Level (dBuV)	Over Limit (dB)	Limit (dBuV/m)	Factor (dB)	Type
1		10440.000	45.217	37.877	-28.783	74.000	7.340	PK
2	*	15660.000	50.127	34.404	-23.873	74.000	15.722	PK

Engineer: Eric	
Site: AC5	Time: 2018/01/23 - 03:27
Limit: FCC_Part15.209_RE(3m)	Margin: 0
Probe: Horn_3117_00167055(1-18GHz)	Polarity: Horizontal
EUT: Wireless Access point	Power: AC 120V/60Hz
Note: Mode 4:Transmit at 5220MHz by 802.11ac20 Ant1	



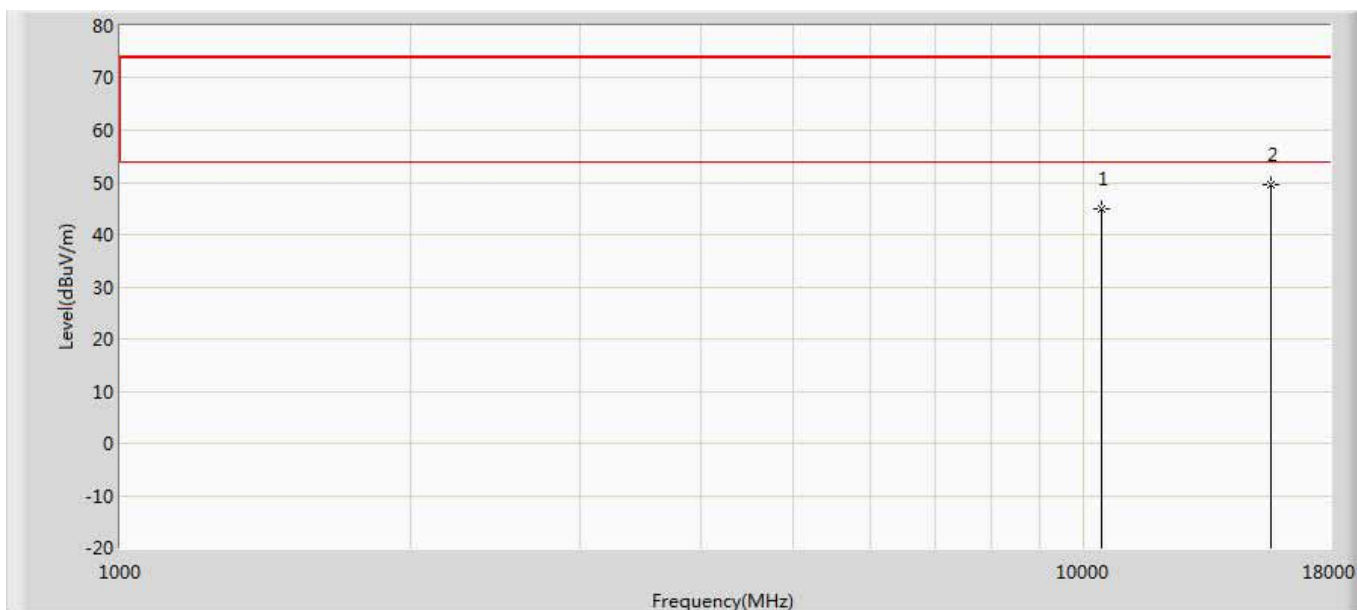
No	Mark	Frequency (MHz)	Measure Level (dBuV/m)	Reading Level (dBuV)	Over Limit (dB)	Limit (dBuV/m)	Factor (dB)	Type
1		10440.000	44.980	37.640	-29.020	74.000	7.340	PK
2	*	15660.000	50.048	34.325	-23.952	74.000	15.722	PK

Engineer: Eric	
Site: AC5	Time: 2018/01/23 - 03:27
Limit: FCC_Part15.209_RE(3m)	Margin: 0
Probe: Horn_3117_00167055(1-18GHz)	Polarity: Vertical
EUT: Wireless Access point	Power: AC 120V/60Hz
Note: Mode 4:Transmit at 5220MHz by 802.11ac20 Ant2	



No	Mark	Frequency (MHz)	Measure Level (dBuV/m)	Reading Level (dBuV)	Over Limit (dB)	Limit (dBuV/m)	Factor (dB)	Type
1		10440.000	44.917	37.577	-29.083	74.000	7.340	PK
2	*	15660.000	49.599	33.876	-24.401	74.000	15.722	PK

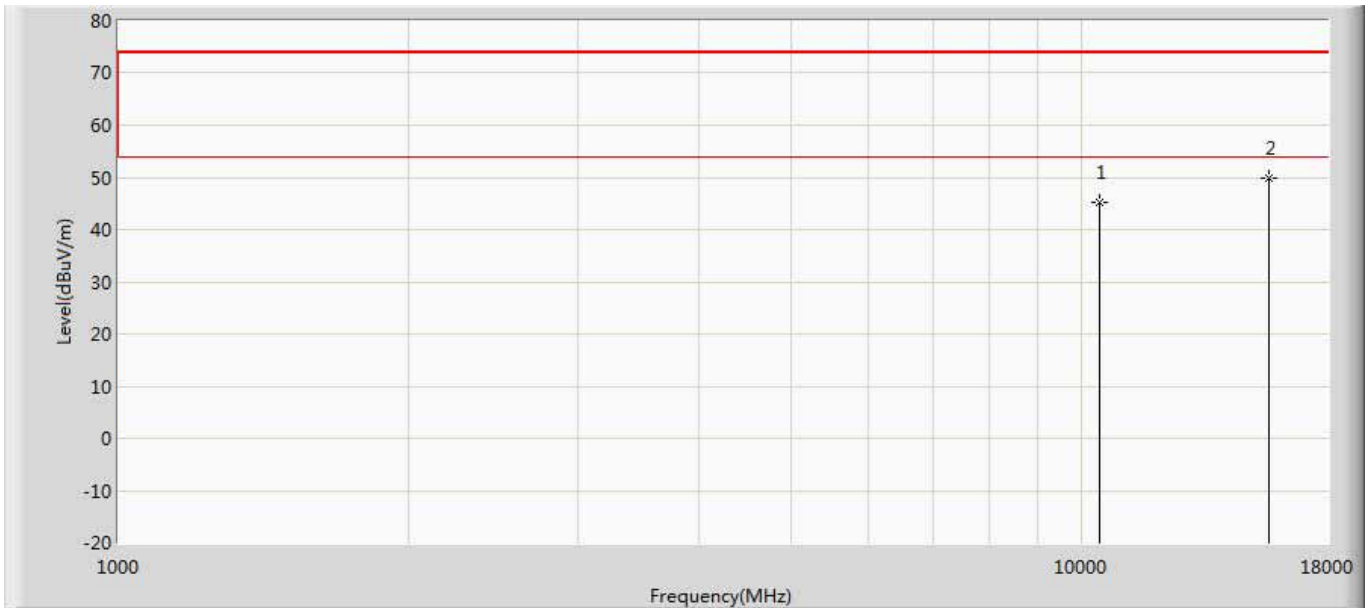
Engineer: Eric	
Site: AC5	Time: 2018/01/23 - 03:27
Limit: FCC_Part15.209_RE(3m)	Margin: 0
Probe: Horn_3117_00167055(1-18GHz)	Polarity: Horizontal
EUT: Wireless Access point	Power: AC 120V/60Hz
Note: Mode 4:Transmit at 5220MHz by 802.11ac20 Ant2	



No	Mark	Frequency (MHz)	Measure Level (dBuV/m)	Reading Level (dBuV)	Over Limit (dB)	Limit (dBuV/m)	Factor (dB)	Type
1		10440.000	45.068	37.728	-28.932	74.000	7.340	PK
2	*	15660.000	49.522	33.799	-24.478	74.000	15.722	PK

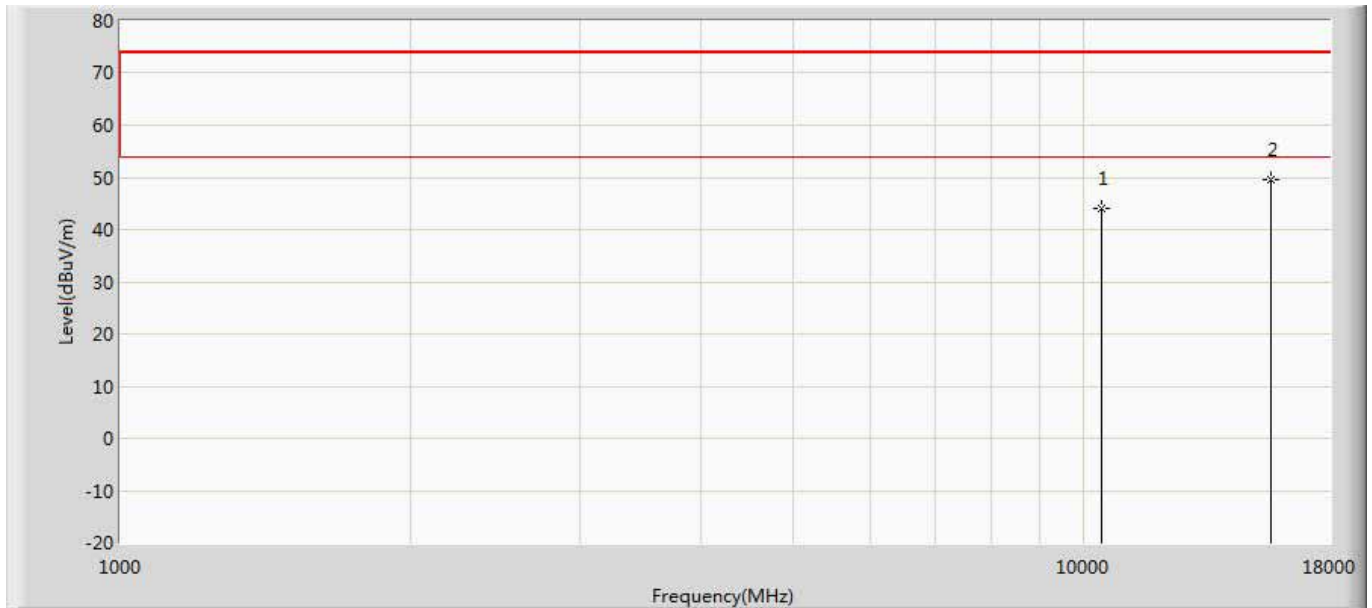


Engineer: Eric	
Site: AC5	Time: 2018/01/23 - 03:27
Limit: FCC_Part15.209_RE(3m)	Margin: 0
Probe: Horn_3117_00167055(1-18GHz)	Polarity: Vertical
EUT: Wireless Access point	Power: AC 120V/60Hz
Note: Mode 4:Transmit at 5220MHz by 802.11ac20 Ant1+2	



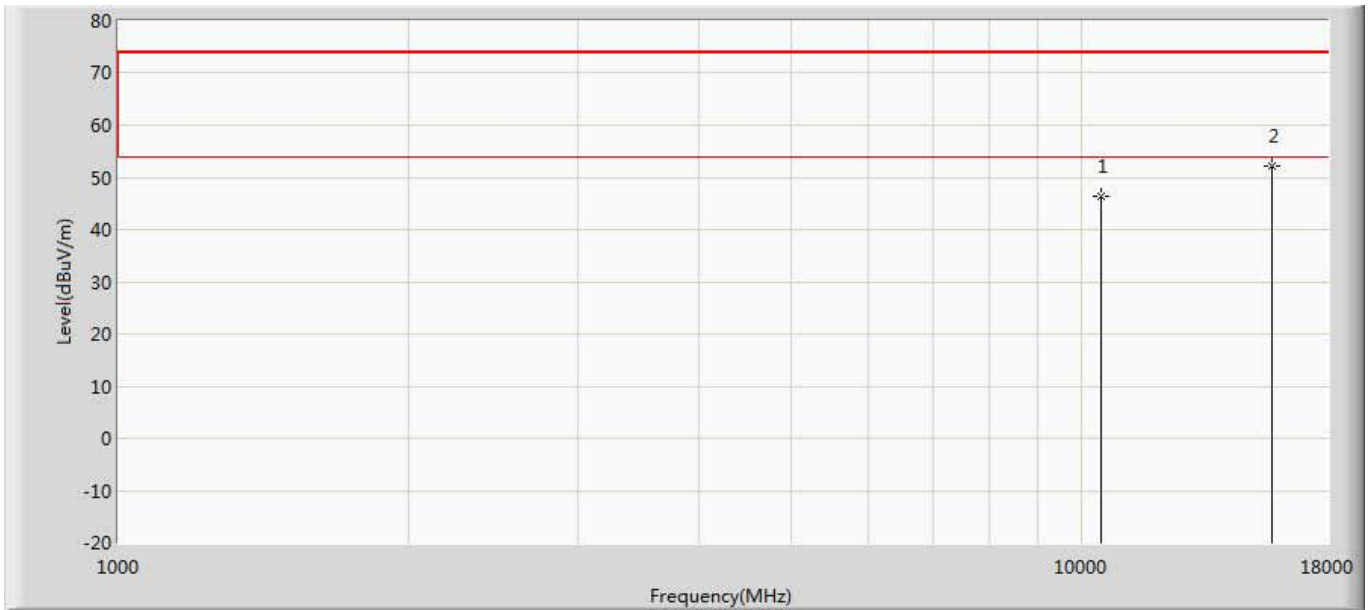
No	Mark	Frequency (MHz)	Measure Level (dBuV/m)	Reading Level (dBuV)	Over Limit (dB)	Limit (dBuV/m)	Factor (dB)	Type
1		10440.000	45.223	37.883	-28.777	74.000	7.340	PK
2	*	15660.000	49.993	34.270	-24.007	74.000	15.722	PK

Engineer: Eric	
Site: AC5	Time: 2018/01/23 - 03:27
Limit: FCC_Part15.209_RE(3m)	Margin: 0
Probe: Horn_3117_00167055(1-18GHz)	Polarity: Horizontal
EUT: Wireless Access point	Power: AC 120V/60Hz
Note: Mode 4:Transmit at 5220MHz by 802.11ac20 Ant1+2	



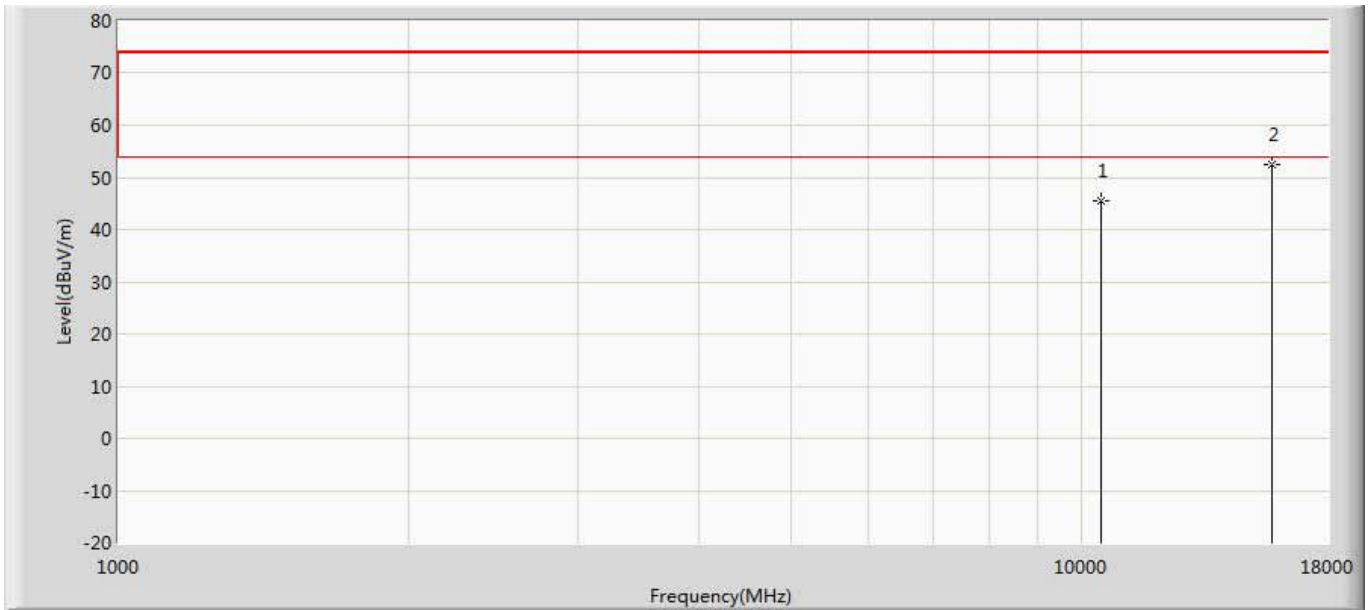
No	Mark	Frequency (MHz)	Measure Level (dBuV/m)	Reading Level (dBuV)	Over Limit (dB)	Limit (dBuV/m)	Factor (dB)	Type
1		10440.000	44.172	36.832	-29.828	74.000	7.340	PK
2	*	15660.000	49.581	33.858	-24.419	74.000	15.722	PK

Engineer: Eric	
Site: AC5	Time: 2018/01/23 - 03:27
Limit: FCC_Part15.209_RE(3m)	Margin: 0
Probe: Horn_3117_00167055(1-18GHz)	Polarity: Vertical
EUT: Wireless Access point	Power: AC 120V/60Hz
Note: Mode 4:Transmit at 5240MHz by 802.11ac20 Ant1	



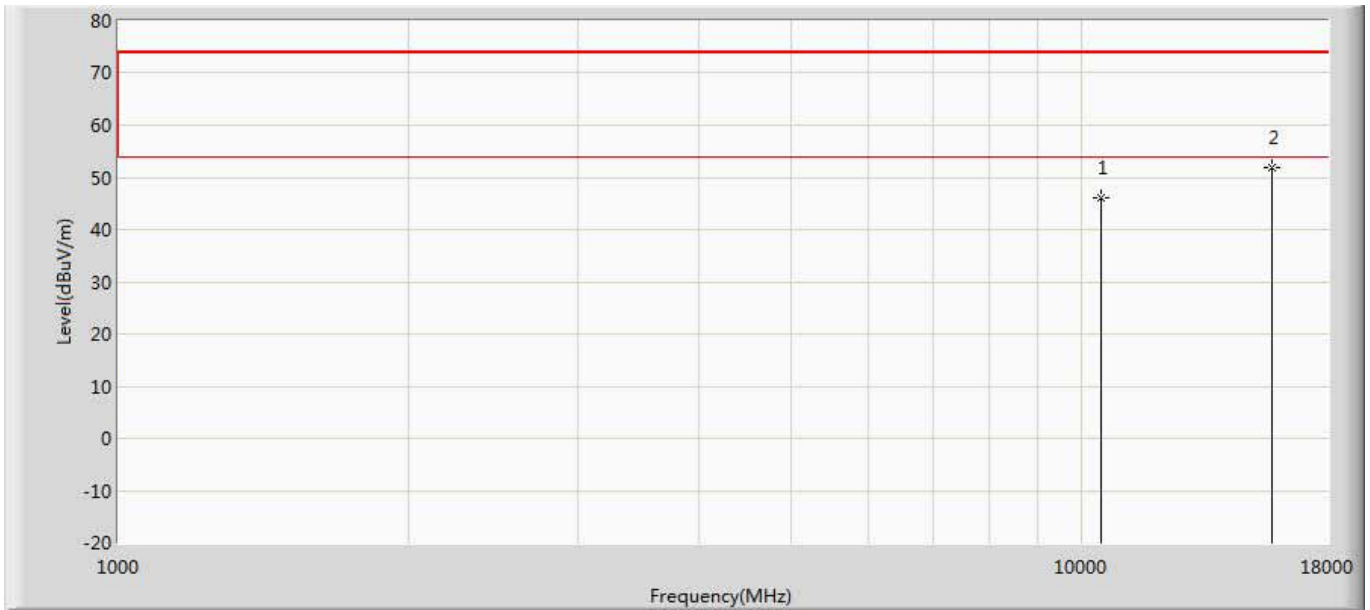
No	Mark	Frequency (MHz)	Measure Level (dBuV/m)	Reading Level (dBuV)	Over Limit (dB)	Limit (dBuV/m)	Factor (dB)	Type
1		10480.000	46.277	38.129	-27.723	74.000	8.148	PK
2	*	15720.000	52.171	35.112	-21.829	74.000	17.059	PK

Engineer: Eric	
Site: AC5	Time: 2018/01/23 - 03:28
Limit: FCC_Part15.209_RE(3m)	Margin: 0
Probe: Horn_3117_00167055(1-18GHz)	Polarity: Horizontal
EUT: Wireless Access point	Power: AC 120V/60Hz
Note: Mode 4:Transmit at 5240MHz by 802.11ac20 Ant1	



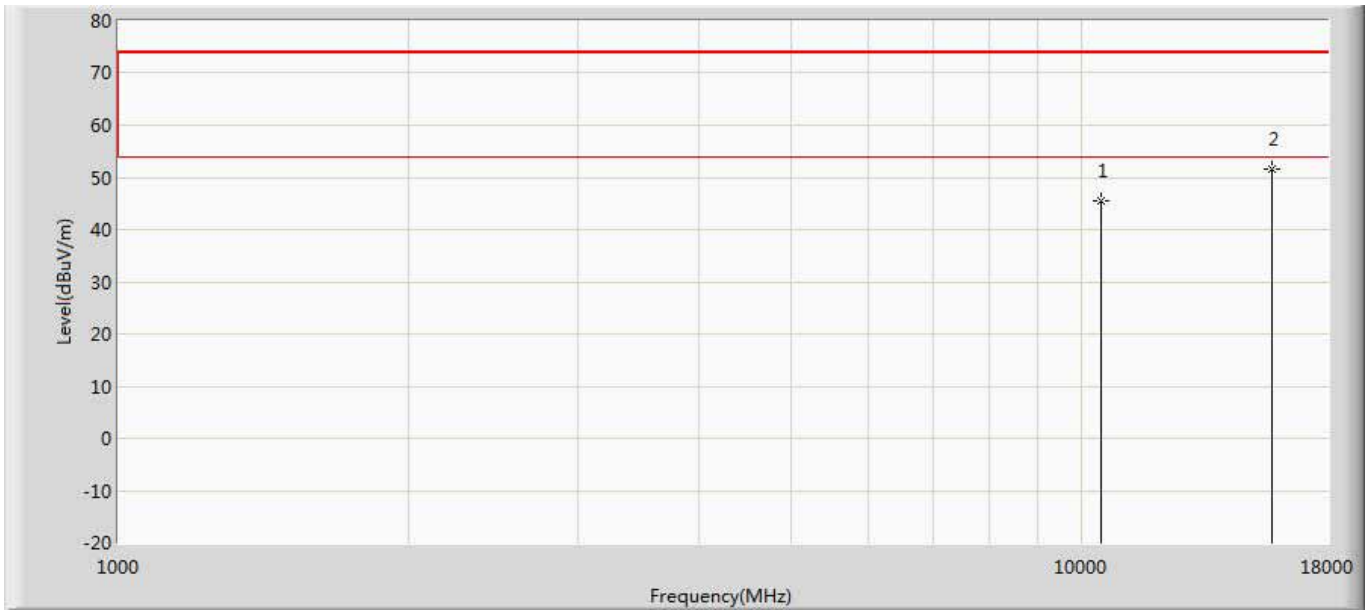
No	Mark	Frequency (MHz)	Measure Level (dBuV/m)	Reading Level (dBuV)	Over Limit (dB)	Limit (dBuV/m)	Factor (dB)	Type
1		10480.000	45.528	37.380	-28.472	74.000	8.148	PK
2	*	15720.000	52.508	35.449	-21.492	74.000	17.059	PK

Engineer: Eric	
Site: AC5	Time: 2018/01/23 - 03:28
Limit: FCC_Part15.209_RE(3m)	Margin: 0
Probe: Horn_3117_00167055(1-18GHz)	Polarity: Vertical
EUT: Wireless Access point	Power: AC 120V/60Hz
Note: Mode 4:Transmit at 5240MHz by 802.11ac20 Ant2	



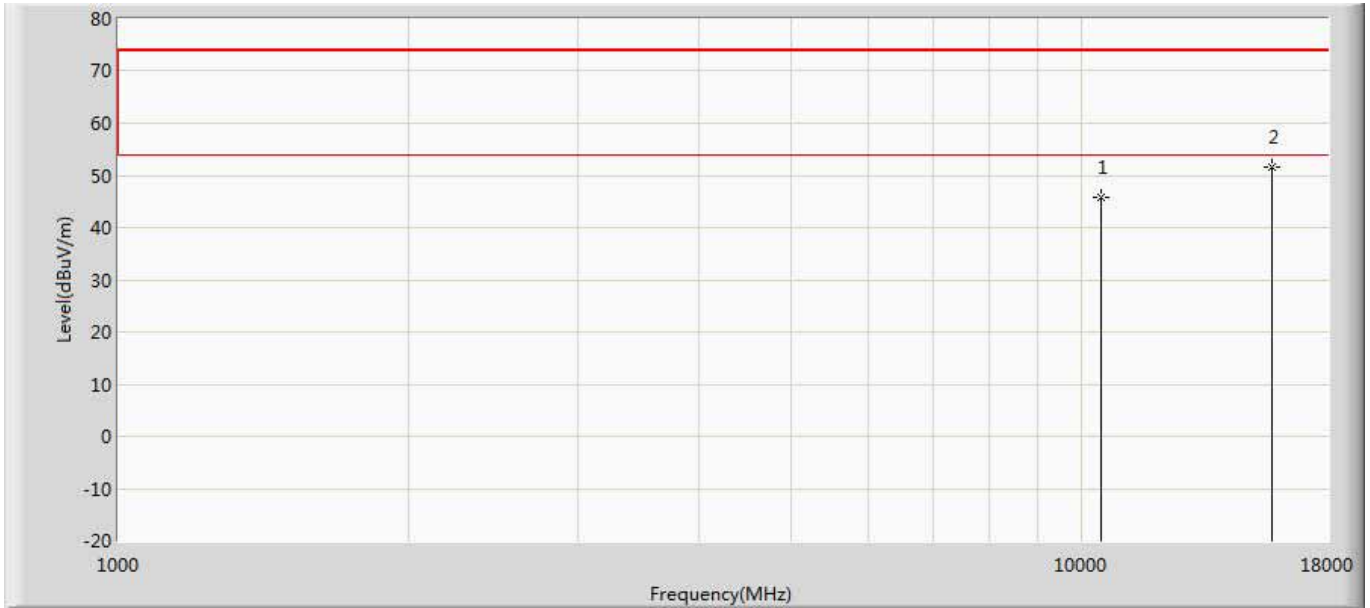
No	Mark	Frequency (MHz)	Measure Level (dBuV/m)	Reading Level (dBuV)	Over Limit (dB)	Limit (dBuV/m)	Factor (dB)	Type
1		10480.000	45.969	37.821	-28.031	74.000	8.148	PK
2	*	15720.000	51.834	34.775	-22.166	74.000	17.059	PK

Engineer: Eric	
Site: AC5	Time: 2018/01/23 - 03:28
Limit: FCC_Part15.209_RE(3m)	Margin: 0
Probe: Horn_3117_00167055(1-18GHz)	Polarity: Horizontal
EUT: Wireless Access point	Power: AC 120V/60Hz
Note: Mode 4:Transmit at 5240MHz by 802.11ac20 Ant2	



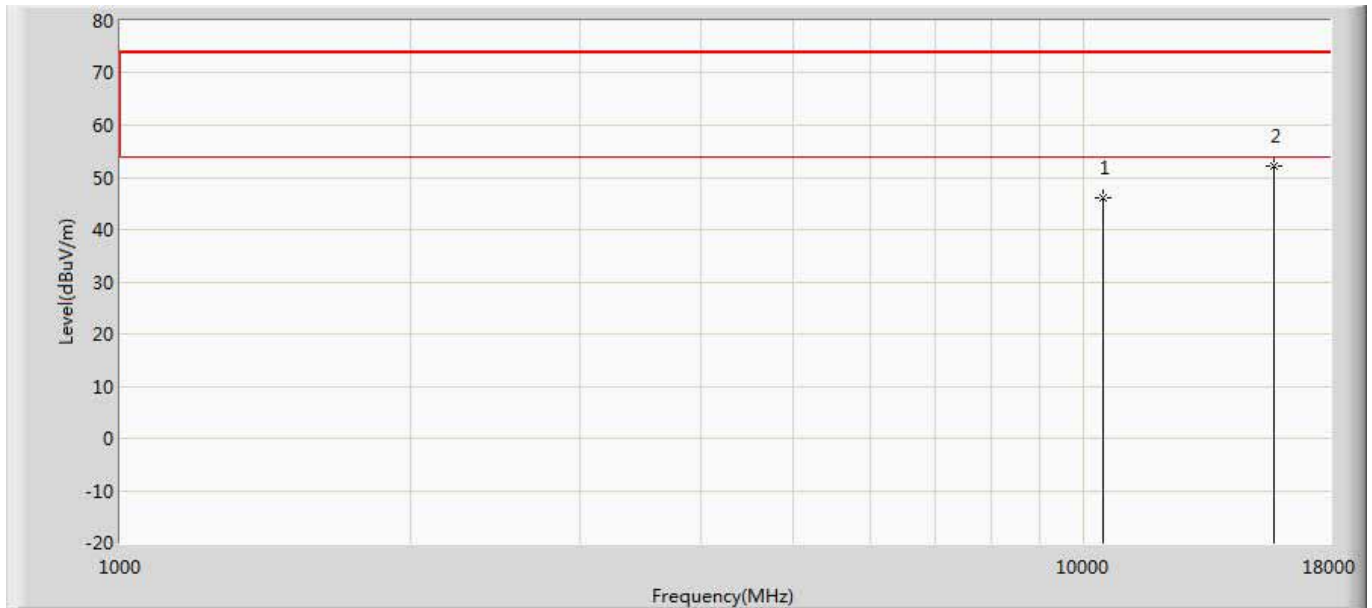
No	Mark	Frequency (MHz)	Measure Level (dBuV/m)	Reading Level (dBuV)	Over Limit (dB)	Limit (dBuV/m)	Factor (dB)	Type
1		10480.000	45.436	37.288	-28.564	74.000	8.148	PK
2	*	15720.000	51.656	34.597	-22.344	74.000	17.059	PK

Engineer: Eric	
Site: AC5	Time: 2018/01/23 - 03:28
Limit: FCC_Part15.209_RE(3m)	Margin: 0
Probe: Horn_3117_00167055(1-18GHz)	Polarity: Vertical
EUT: Wireless Access point	Power: AC 120V/60Hz
Note: Mode 4:Transmit at 5240MHz by 802.11ac20 Ant1+2	



No	Mark	Frequency (MHz)	Measure Level (dBuV/m)	Reading Level (dBuV)	Over Limit (dB)	Limit (dBuV/m)	Factor (dB)	Type
1		10480.000	45.777	37.629	-28.223	74.000	8.148	PK
2	*	15720.000	51.656	34.597	-22.344	74.000	17.059	PK

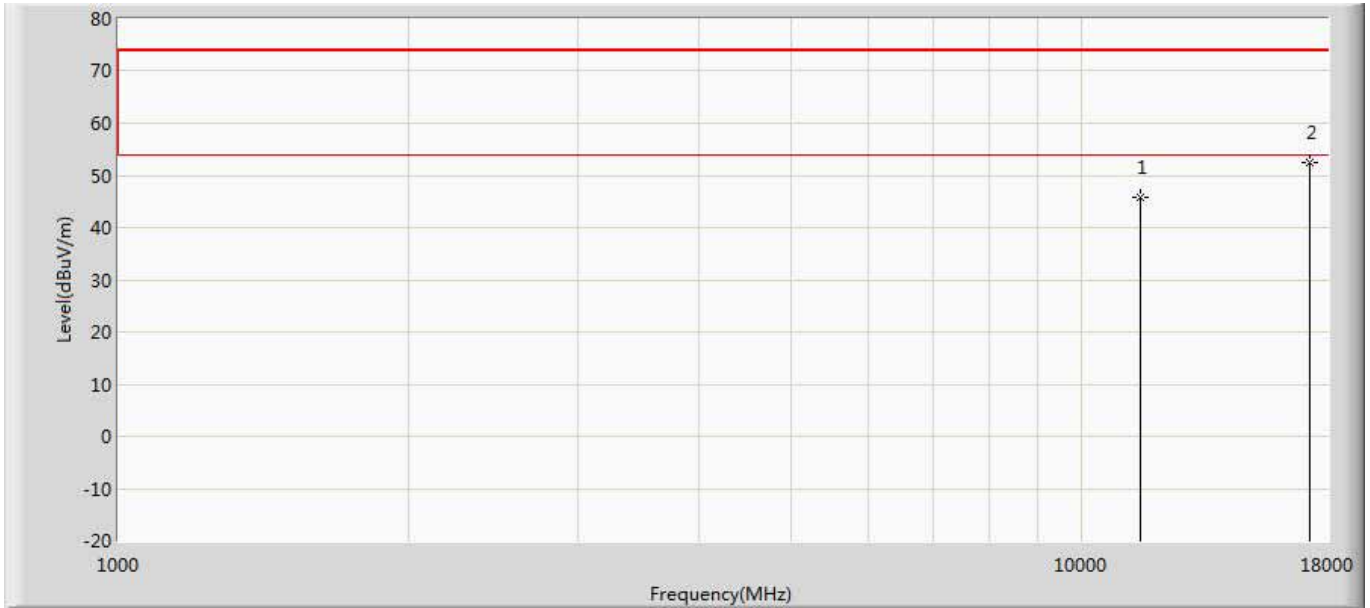
Engineer: Eric	
Site: AC5	Time: 2018/01/23 - 03:28
Limit: FCC_Part15.209_RE(3m)	Margin: 0
Probe: Horn_3117_00167055(1-18GHz)	Polarity: Horizontal
EUT: Wireless Access point	Power: AC 120V/60Hz
Note: Mode 4:Transmit at 5240MHz by 802.11ac20 Ant1+2	



No	Mark	Frequency (MHz)	Measure Level (dBuV/m)	Reading Level (dBuV)	Over Limit (dB)	Limit (dBuV/m)	Factor (dB)	Type
1		10480.000	45.985	37.837	-28.015	74.000	8.148	PK
2	*	15720.000	52.064	35.005	-21.936	74.000	17.059	PK

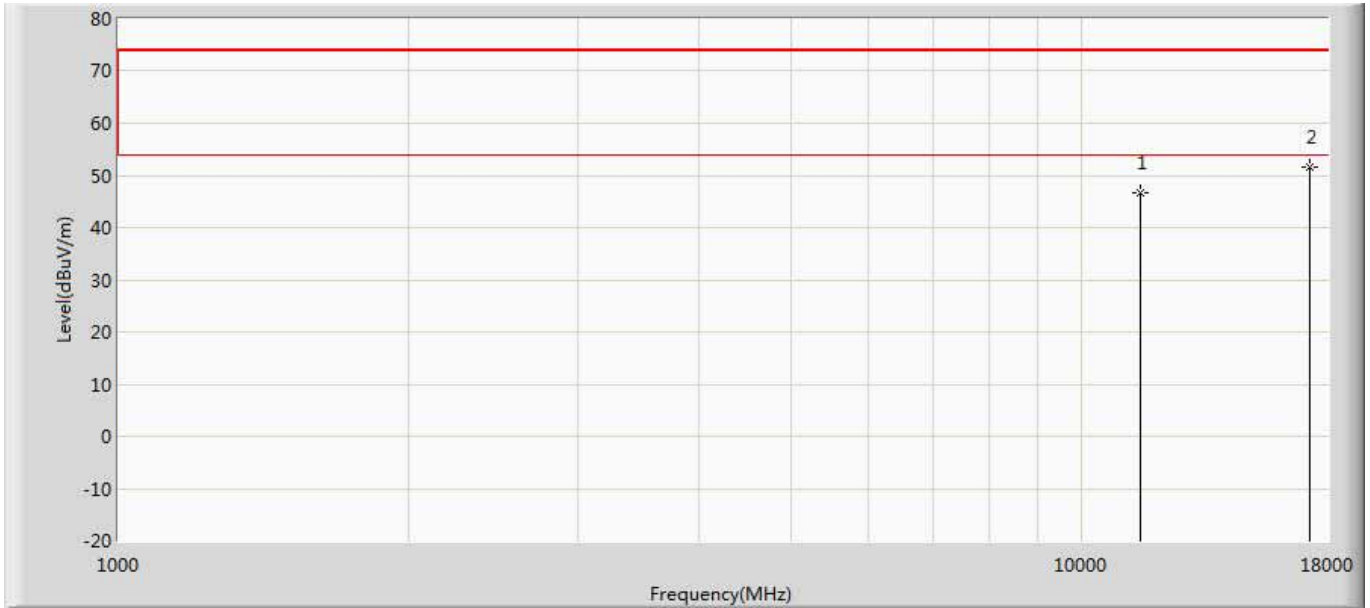


Engineer: Eric	
Site: AC5	Time: 2018/01/23 - 03:28
Limit: FCC_Part15.209_RE(3m)	Margin: 0
Probe: Horn_3117_00167055(1-18GHz)	Polarity: Vertical
EUT: Wireless Access point	Power: AC 120V/60Hz
Note: Mode 4:Transmit at 5745MHz by 802.11ac20 Ant1	



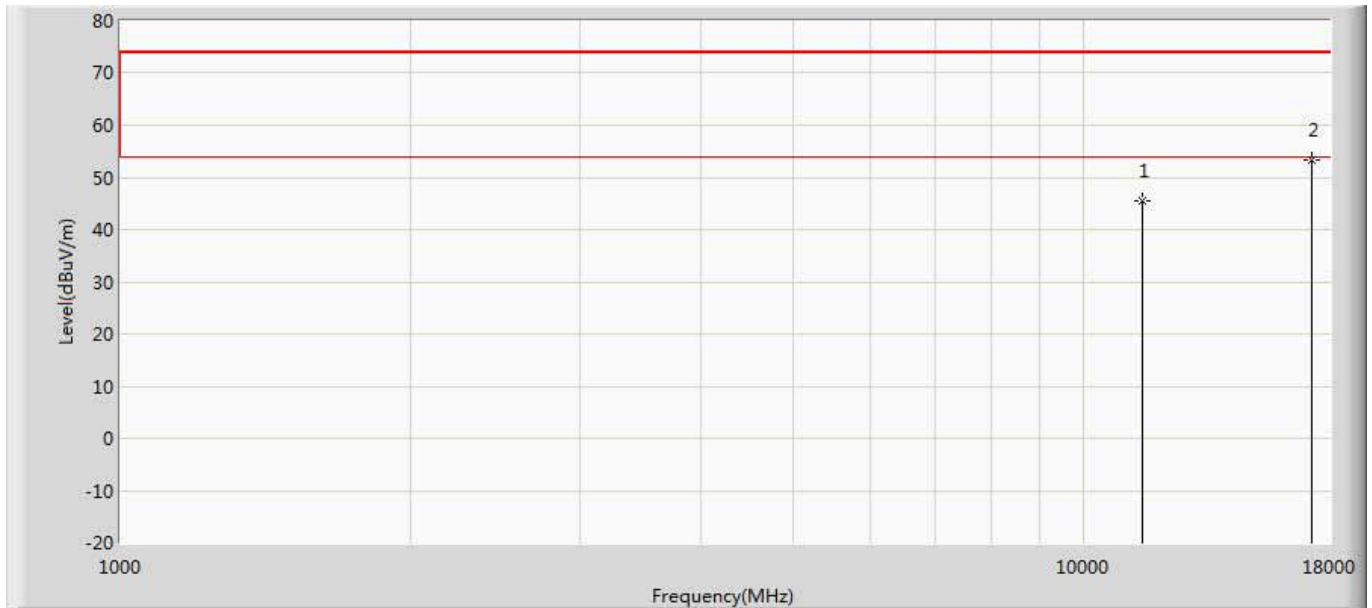
No	Mark	Frequency (MHz)	Measure Level (dBuV/m)	Reading Level (dBuV)	Over Limit (dB)	Limit (dBuV/m)	Factor (dB)	Type
1		11490.000	45.820	36.094	-28.180	74.000	9.726	PK
2	*	17235.000	52.602	34.183	-21.398	74.000	18.419	PK

Engineer: Eric	
Site: AC5	Time: 2018/01/23 - 03:28
Limit: FCC_Part15.209_RE(3m)	Margin: 0
Probe: Horn_3117_00167055(1-18GHz)	Polarity: Horizontal
EUT: Wireless Access point	Power: AC 120V/60Hz
Note: Mode 4:Transmit at 5745MHz by 802.11ac20 Ant1	



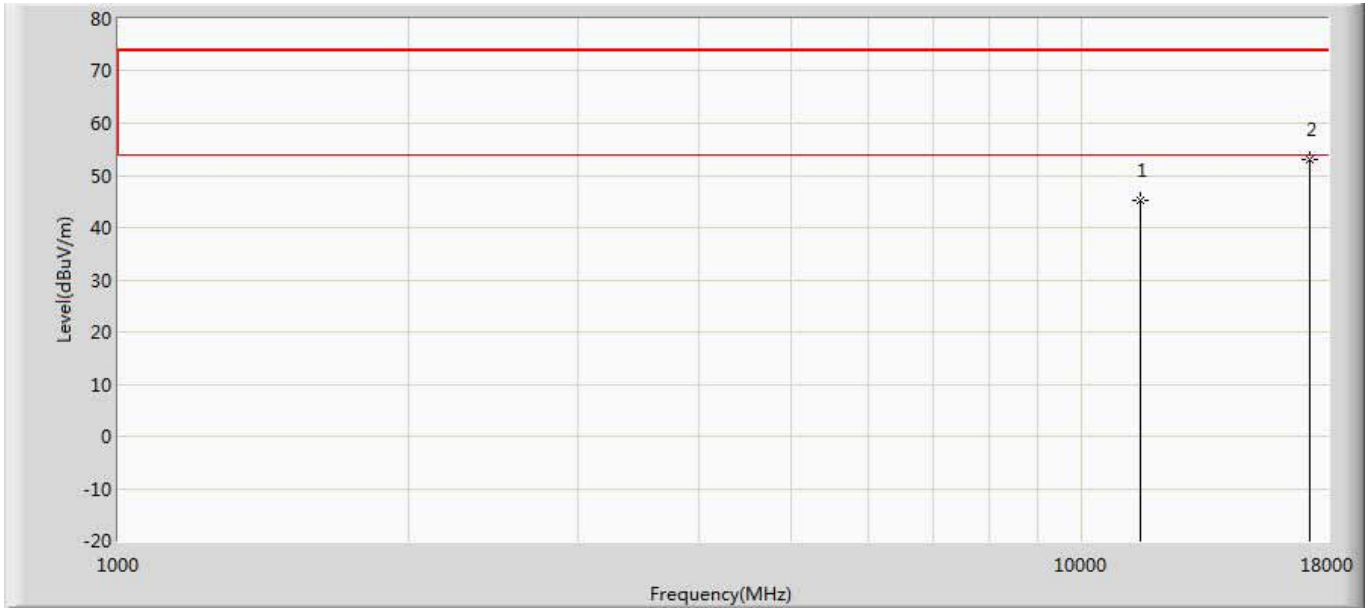
No	Mark	Frequency (MHz)	Measure Level (dBuV/m)	Reading Level (dBuV)	Over Limit (dB)	Limit (dBuV/m)	Factor (dB)	Type
1		11490.000	46.698	36.972	-27.302	74.000	9.726	PK
2	*	17235.000	51.529	33.110	-22.471	74.000	18.419	PK

Engineer: Eric	
Site: AC5	Time: 2018/01/23 - 03:28
Limit: FCC_Part15.209_RE(3m)	Margin: 0
Probe: Horn_3117_00167055(1-18GHz)	Polarity: Vertical
EUT: Wireless Access point	Power: AC 120V/60Hz
Note: Mode 4:Transmit at 5745MHz by 802.11ac20 Ant2	



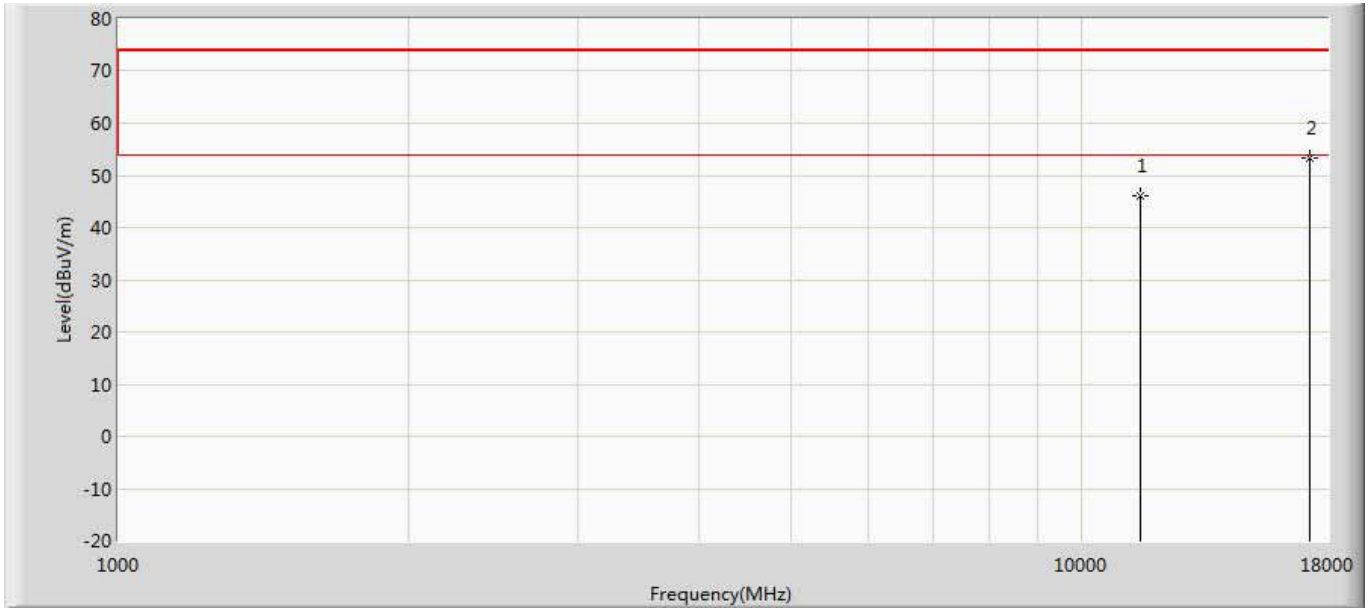
No	Mark	Frequency (MHz)	Measure Level (dBuV/m)	Reading Level (dBuV)	Over Limit (dB)	Limit (dBuV/m)	Factor (dB)	Type
1		11490.000	45.649	35.923	-28.351	74.000	9.726	PK
2	*	17235.000	53.364	34.945	-20.636	74.000	18.419	PK

Engineer: Eric	
Site: AC5	Time: 2018/01/23 - 03:28
Limit: FCC_Part15.209_RE(3m)	Margin: 0
Probe: Horn_3117_00167055(1-18GHz)	Polarity: Horizontal
EUT: Wireless Access point	Power: AC 120V/60Hz
Note: Mode 4:Transmit at 5745MHz by 802.11ac20 Ant2	



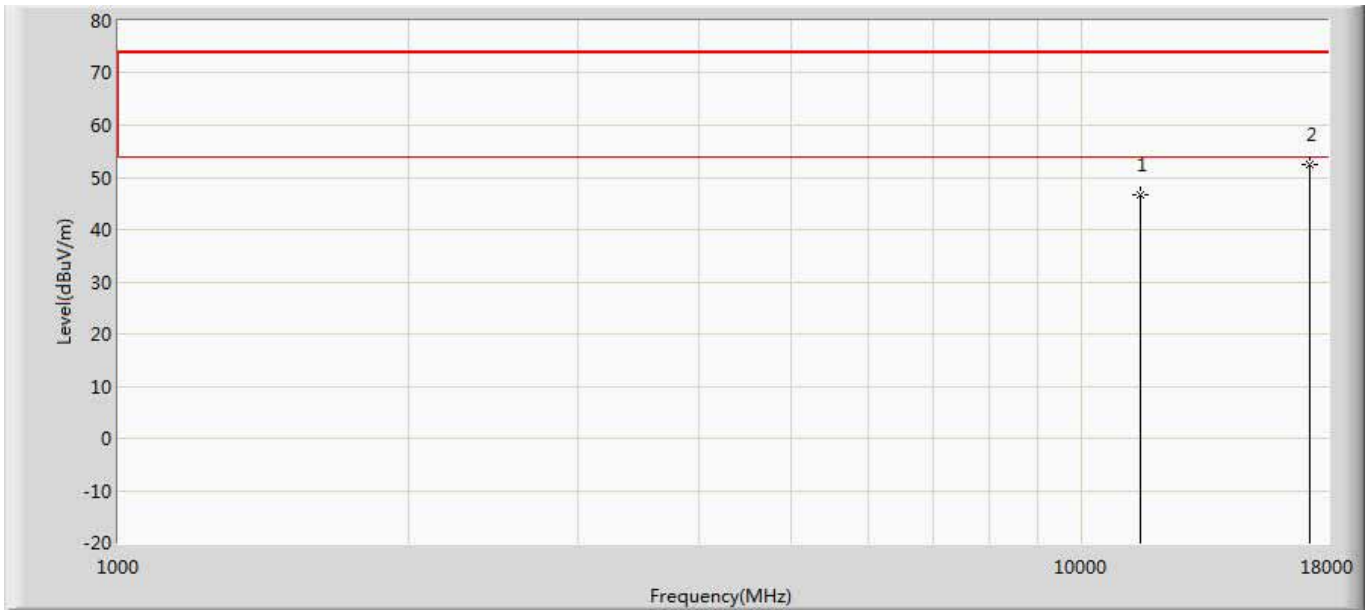
No	Mark	Frequency (MHz)	Measure Level (dBuV/m)	Reading Level (dBuV)	Over Limit (dB)	Limit (dBuV/m)	Factor (dB)	Type
1		11490.000	45.295	35.569	-28.705	74.000	9.726	PK
2	*	17235.000	53.042	34.623	-20.958	74.000	18.419	PK

Engineer: Eric	
Site: AC5	Time: 2018/01/23 - 03:28
Limit: FCC_Part15.209_RE(3m)	Margin: 0
Probe: Horn_3117_00167055(1-18GHz)	Polarity: Vertical
EUT: Wireless Access point	Power: AC 120V/60Hz
Note: Mode 4:Transmit at 5745MHz by 802.11ac20 Ant1+2	



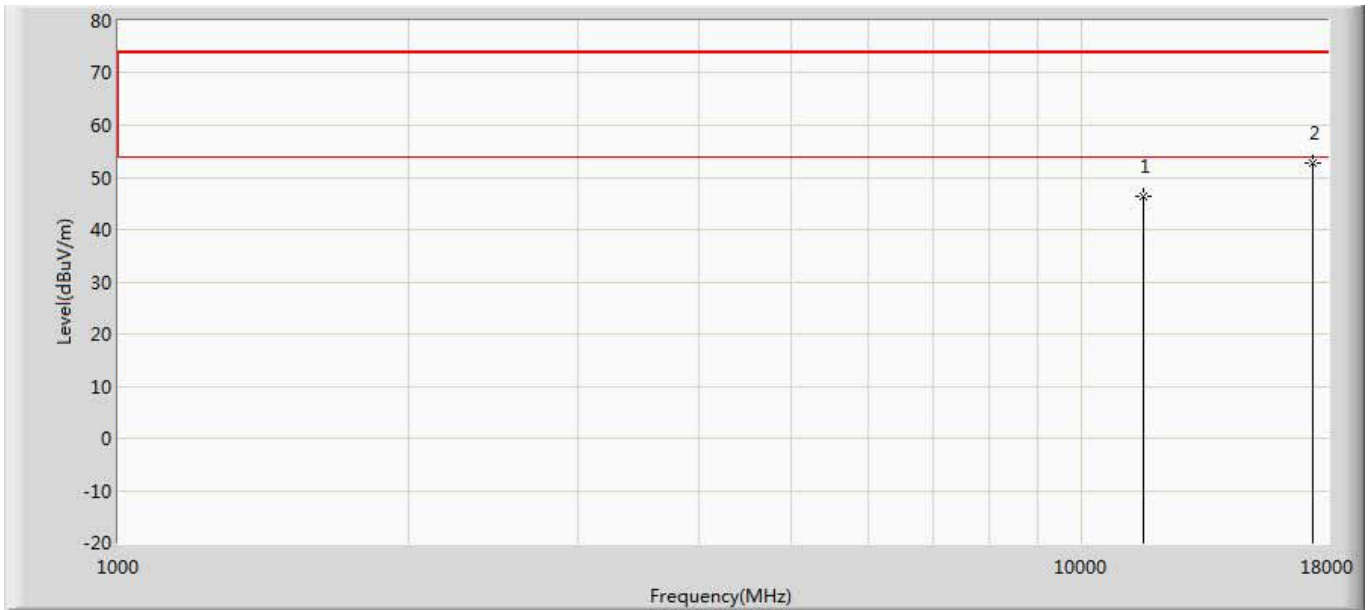
No	Mark	Frequency (MHz)	Measure Level (dBuV/m)	Reading Level (dBuV)	Over Limit (dB)	Limit (dBuV/m)	Factor (dB)	Type
1		11490.000	46.044	36.318	-27.956	74.000	9.726	PK
2	*	17235.000	53.286	34.867	-20.714	74.000	18.419	PK

Engineer: Eric	
Site: AC5	Time: 2018/01/23 - 03:28
Limit: FCC_Part15.209_RE(3m)	Margin: 0
Probe: Horn_3117_00167055(1-18GHz)	Polarity: Horizontal
EUT: Wireless Access point	Power: AC 120V/60Hz
Note: Mode 4:Transmit at 5745MHz by 802.11ac20 Ant1+2	



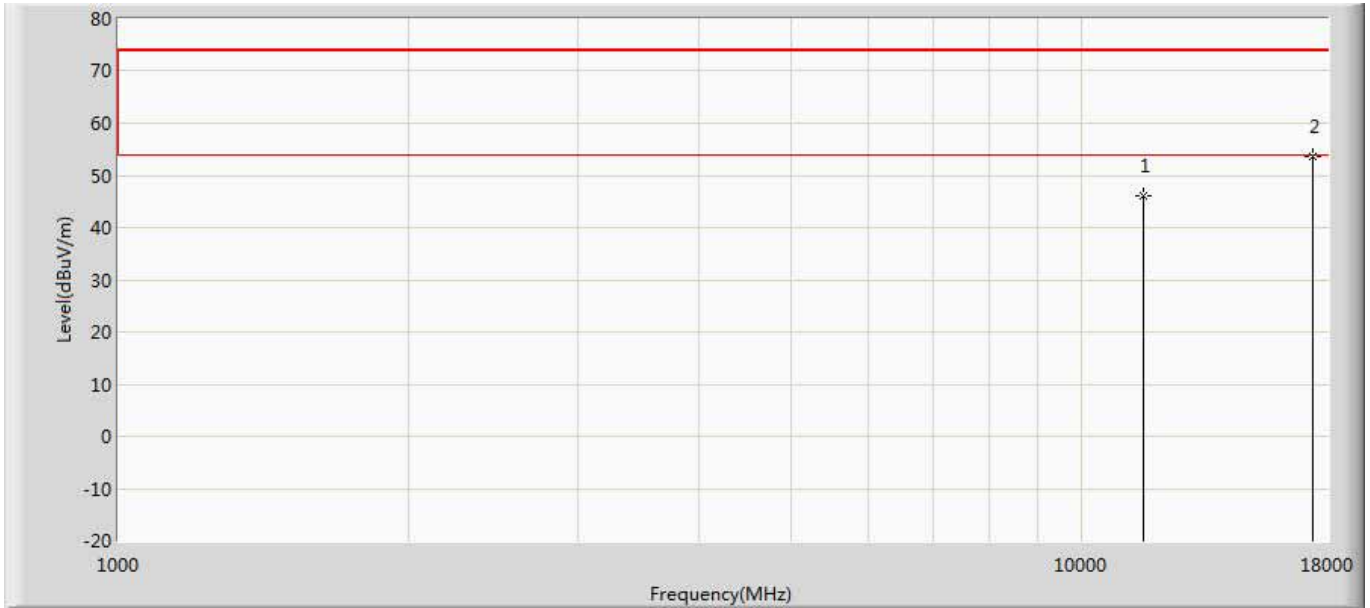
No	Mark	Frequency (MHz)	Measure Level (dBuV/m)	Reading Level (dBuV)	Over Limit (dB)	Limit (dBuV/m)	Factor (dB)	Type
1		11490.000	46.755	37.029	-27.245	74.000	9.726	PK
2	*	17235.000	52.557	34.138	-21.443	74.000	18.419	PK

Engineer: Eric	
Site: AC5	Time: 2018/01/23 - 03:28
Limit: FCC_Part15.209_RE(3m)	Margin: 0
Probe: Horn_3117_00167055(1-18GHz)	Polarity: Vertical
EUT: Wireless Access point	Power: AC 120V/60Hz
Note: Mode 4:Transmit at 5785MHz by 802.11ac20 Ant1	



No	Mark	Frequency (MHz)	Measure Level (dBuV/m)	Reading Level (dBuV)	Over Limit (dB)	Limit (dBuV/m)	Factor (dB)	Type
1		11570.000	46.444	36.243	-27.556	74.000	10.201	PK
2	*	17355.000	52.631	33.770	-21.369	74.000	18.861	PK

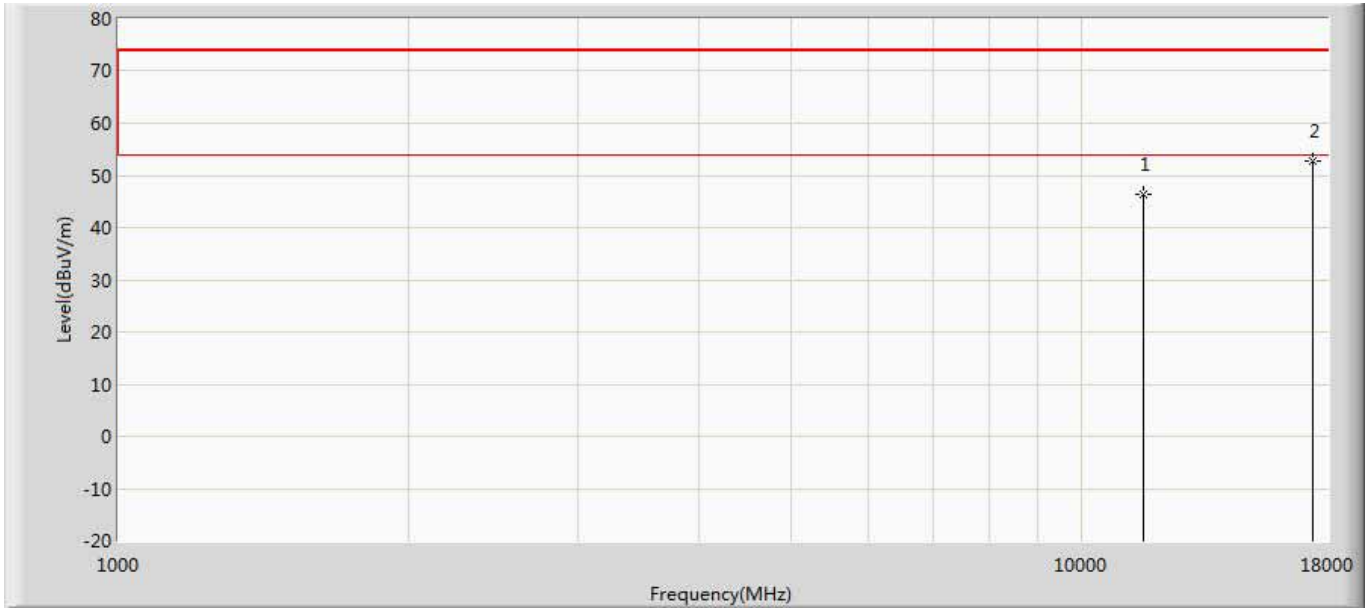
Engineer: Eric	
Site: AC5	Time: 2018/01/23 - 03:29
Limit: FCC_Part15.209_RE(3m)	Margin: 0
Probe: Horn_3117_00167055(1-18GHz)	Polarity: Horizontal
EUT: Wireless Access point	Power: AC 120V/60Hz
Note: Mode 4:Transmit at 5785MHz by 802.11ac20 Ant1	



No	Mark	Frequency (MHz)	Measure Level (dBuV/m)	Reading Level (dBuV)	Over Limit (dB)	Limit (dBuV/m)	Factor (dB)	Type
1		11570.000	45.968	35.767	-28.032	74.000	10.201	PK
2	*	17355.000	53.738	34.877	-20.262	74.000	18.861	PK

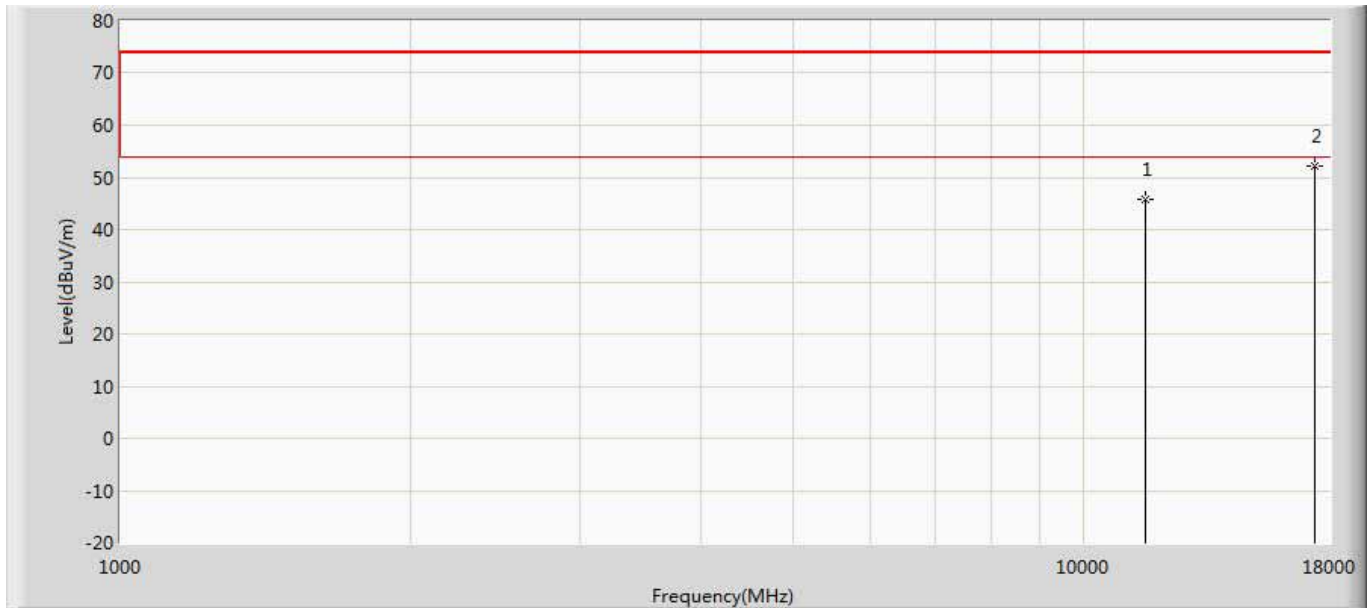


Engineer: Eric	
Site: AC5	Time: 2018/01/23 - 03:29
Limit: FCC_Part15.209_RE(3m)	Margin: 0
Probe: Horn_3117_00167055(1-18GHz)	Polarity: Vertical
EUT: Wireless Access point	Power: AC 120V/60Hz
Note: Mode 4:Transmit at 5785MHz by 802.11ac20 Ant2	



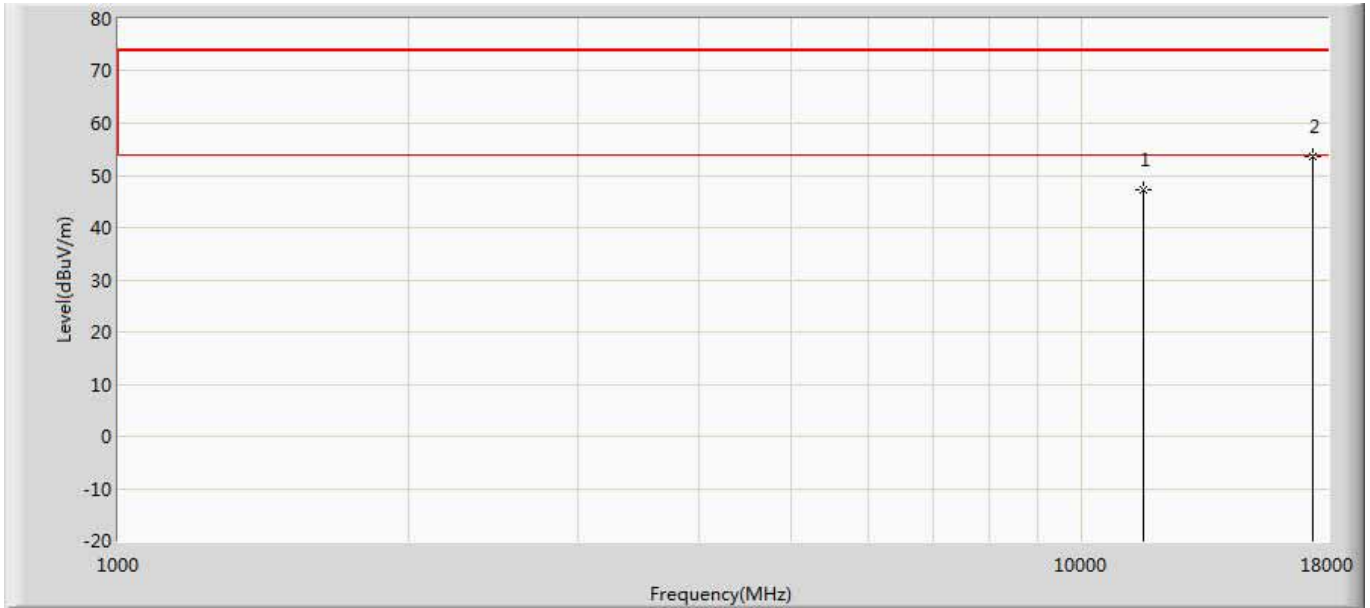
No	Mark	Frequency (MHz)	Measure Level (dBuV/m)	Reading Level (dBuV)	Over Limit (dB)	Limit (dBuV/m)	Factor (dB)	Type
1		11570.000	46.353	36.152	-27.647	74.000	10.201	PK
2	*	17355.000	52.892	34.031	-21.108	74.000	18.861	PK

Engineer: Eric	
Site: AC5	Time: 2018/01/23 - 03:29
Limit: FCC_Part15.209_RE(3m)	Margin: 0
Probe: Horn_3117_00167055(1-18GHz)	Polarity: Horizontal
EUT: Wireless Access point	Power: AC 120V/60Hz
Note: Mode 4:Transmit at 5785MHz by 802.11ac20 Ant2	



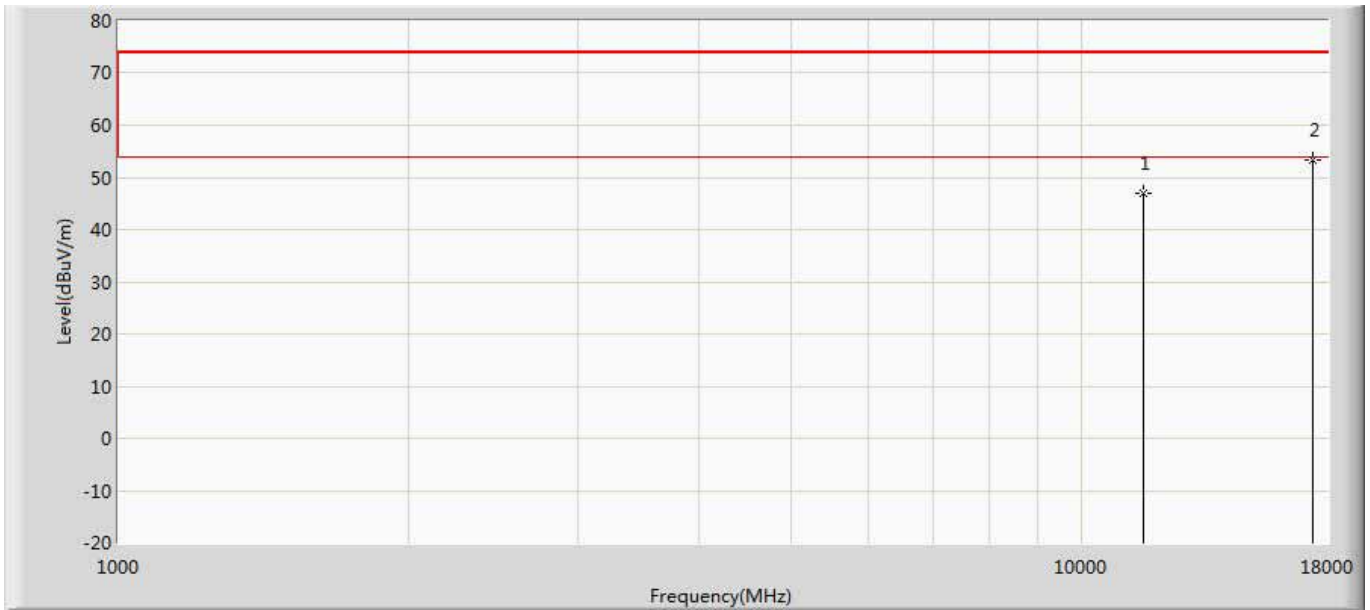
No	Mark	Frequency (MHz)	Measure Level (dBuV/m)	Reading Level (dBuV)	Over Limit (dB)	Limit (dBuV/m)	Factor (dB)	Type
1		11570.000	45.795	35.594	-28.205	74.000	10.201	PK
2	*	17355.000	52.069	33.208	-21.931	74.000	18.861	PK

Engineer: Eric	
Site: AC5	Time: 2018/01/23 - 03:29
Limit: FCC_Part15.209_RE(3m)	Margin: 0
Probe: Horn_3117_00167055(1-18GHz)	Polarity: Vertical
EUT: Wireless Access point	Power: AC 120V/60Hz
Note: Mode 4:Transmit at 5785MHz by 802.11ac20 Ant1+2	



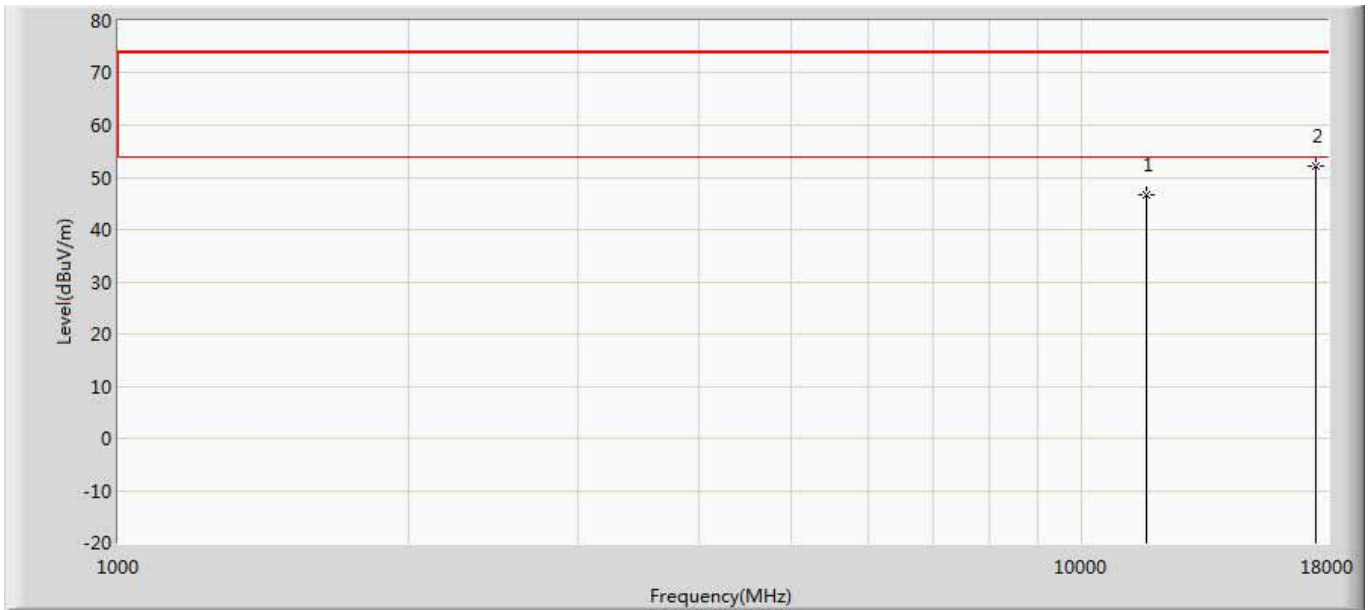
No	Mark	Frequency (MHz)	Measure Level (dBuV/m)	Reading Level (dBuV)	Over Limit (dB)	Limit (dBuV/m)	Factor (dB)	Type
1		11570.000	47.168	36.967	-26.832	74.000	10.201	PK
2	*	17355.000	53.690	34.829	-20.310	74.000	18.861	PK

Engineer: Eric	
Site: AC5	Time: 2018/01/23 - 03:29
Limit: FCC_Part15.209_RE(3m)	Margin: 0
Probe: Horn_3117_00167055(1-18GHz)	Polarity: Horizontal
EUT: Wireless Access point	Power: AC 120V/60Hz
Note: Mode 4:Transmit at 5785MHz by 802.11ac20 Ant1+2	



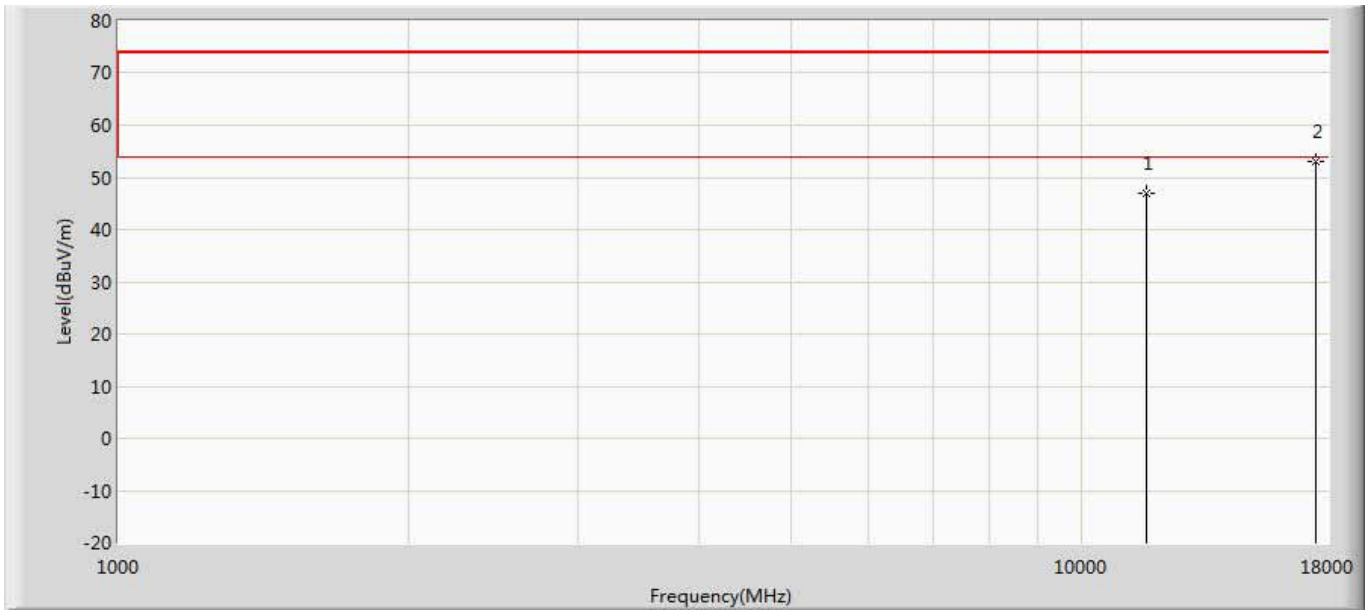
No	Mark	Frequency (MHz)	Measure Level (dBuV/m)	Reading Level (dBuV)	Over Limit (dB)	Limit (dBuV/m)	Factor (dB)	Type
1		11570.000	47.039	36.838	-26.961	74.000	10.201	PK
2	*	17355.000	53.452	34.591	-20.548	74.000	18.861	PK

Engineer: Eric	
Site: AC5	Time: 2018/01/23 - 03:29
Limit: FCC_Part15.209_RE(3m)	Margin: 0
Probe: Horn_3117_00167055(1-18GHz)	Polarity: Vertical
EUT: Wireless Access point	Power: AC 120V/60Hz
Note: Mode 4:Transmit at 5825MHz by 802.11ac20 Ant1	



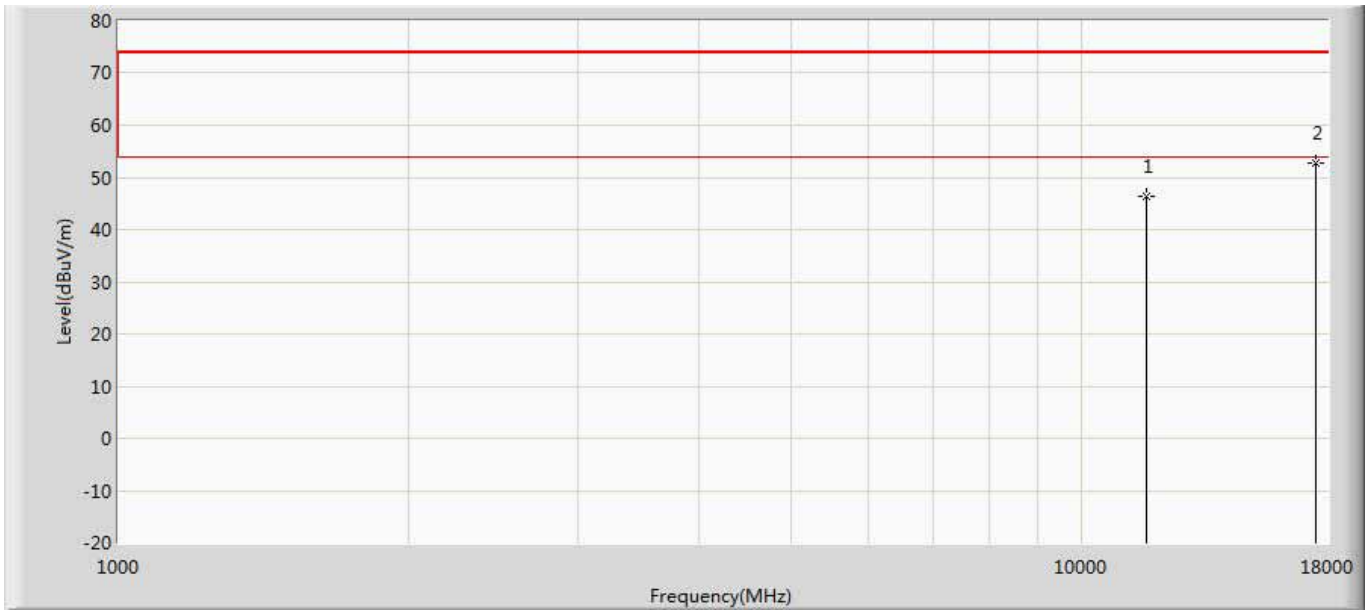
No	Mark	Frequency (MHz)	Measure Level (dBuV/m)	Reading Level (dBuV)	Over Limit (dB)	Limit (dBuV/m)	Factor (dB)	Type
1		11650.000	46.760	36.676	-27.240	74.000	10.084	PK
2	*	17475.000	52.227	34.494	-21.773	74.000	17.733	PK

Engineer: Eric	
Site: AC5	Time: 2018/01/23 - 03:29
Limit: FCC_Part15.209_RE(3m)	Margin: 0
Probe: Horn_3117_00167055(1-18GHz)	Polarity: Horizontal
EUT: Wireless Access point	Power: AC 120V/60Hz
Note: Mode 4:Transmit at 5825MHz by 802.11ac20 Ant1	



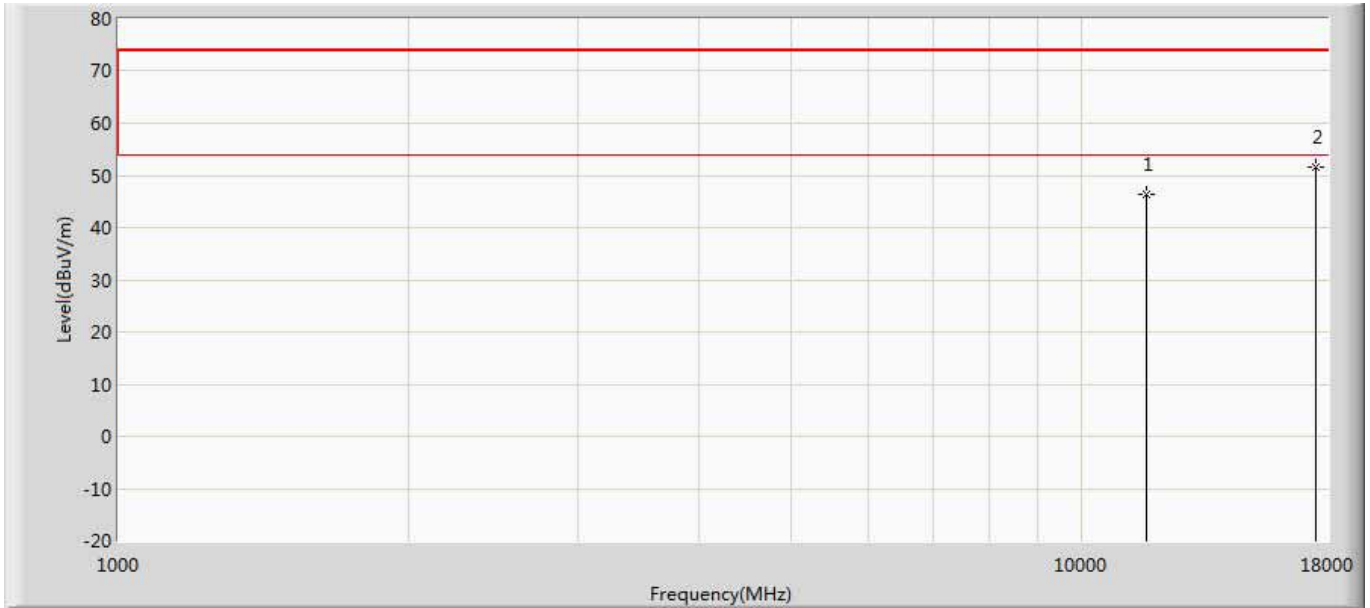
No	Mark	Frequency (MHz)	Measure Level (dBuV/m)	Reading Level (dBuV)	Over Limit (dB)	Limit (dBuV/m)	Factor (dB)	Type
1		11650.000	46.813	36.729	-27.187	74.000	10.084	PK
2	*	17475.000	52.922	35.189	-21.078	74.000	17.733	PK

Engineer: Eric	
Site: AC5	Time: 2018/01/23 - 03:29
Limit: FCC_Part15.209_RE(3m)	Margin: 0
Probe: Horn_3117_00167055(1-18GHz)	Polarity: Vertical
EUT: Wireless Access point	Power: AC 120V/60Hz
Note: Mode 4:Transmit at 5825MHz by 802.11ac20 Ant2	



No	Mark	Frequency (MHz)	Measure Level (dBuV/m)	Reading Level (dBuV)	Over Limit (dB)	Limit (dBuV/m)	Factor (dB)	Type
1		11650.000	46.317	36.233	-27.683	74.000	10.084	PK
2	*	17475.000	52.738	35.005	-21.262	74.000	17.733	PK

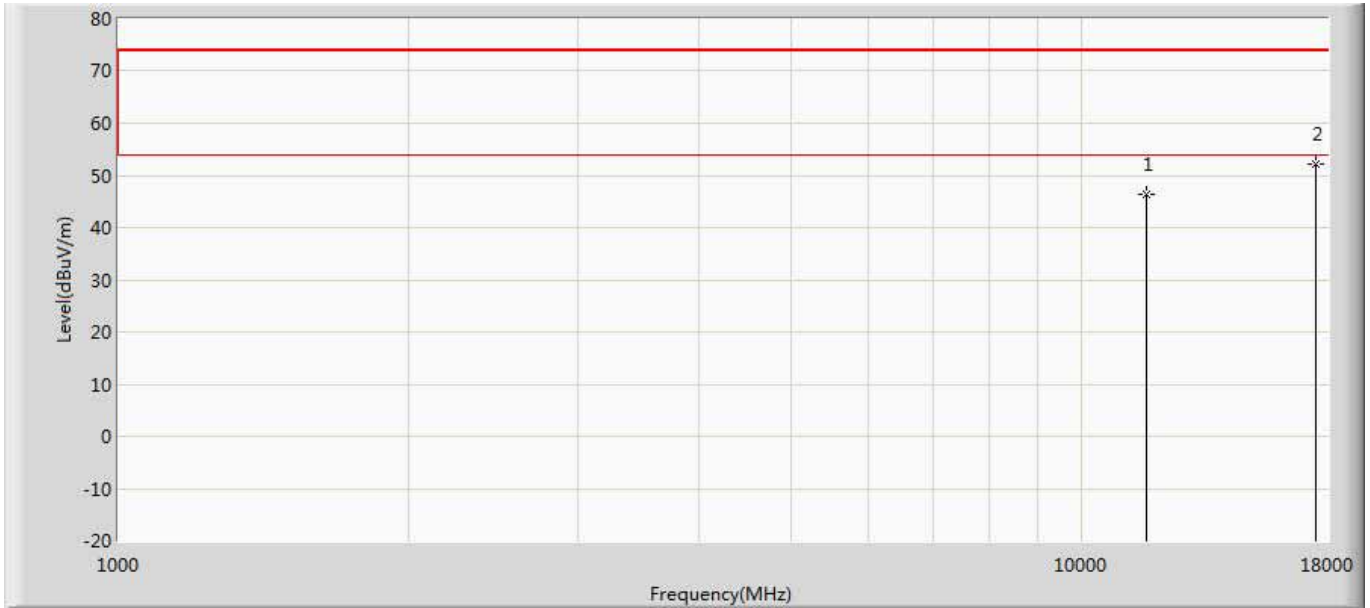
Engineer: Eric	
Site: AC5	Time: 2018/01/23 - 03:29
Limit: FCC_Part15.209_RE(3m)	Margin: 0
Probe: Horn_3117_00167055(1-18GHz)	Polarity: Horizontal
EUT: Wireless Access point	Power: AC 120V/60Hz
Note: Mode 4:Transmit at 5825MHz by 802.11ac20 Ant2	



No	Mark	Frequency (MHz)	Measure Level (dBuV/m)	Reading Level (dBuV)	Over Limit (dB)	Limit (dBuV/m)	Factor (dB)	Type
1		11650.000	46.464	36.380	-27.536	74.000	10.084	PK
2	*	17475.000	51.550	33.817	-22.450	74.000	17.733	PK

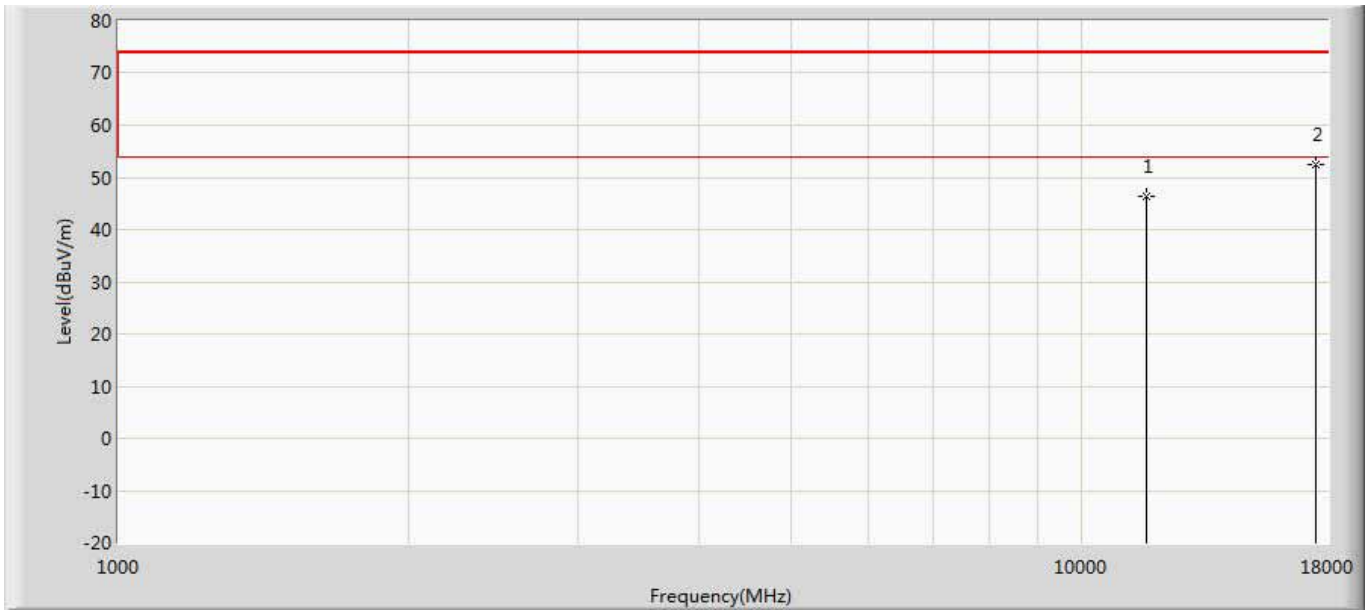


Engineer: Eric	
Site: AC5	Time: 2018/01/23 - 03:29
Limit: FCC_Part15.209_RE(3m)	Margin: 0
Probe: Horn_3117_00167055(1-18GHz)	Polarity: Vertical
EUT: Wireless Access point	Power: AC 120V/60Hz
Note: Mode 4:Transmit at 5825MHz by 802.11ac20 Ant1+2	



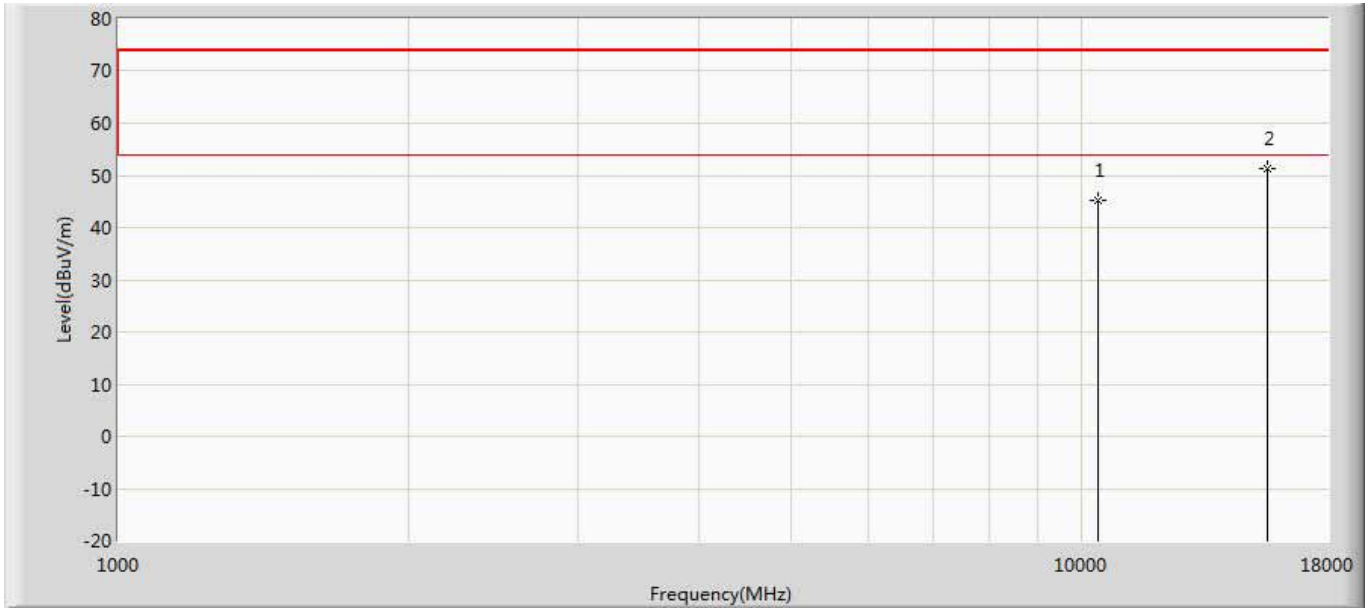
No	Mark	Frequency (MHz)	Measure Level (dBuV/m)	Reading Level (dBuV)	Over Limit (dB)	Limit (dBuV/m)	Factor (dB)	Type
1		11650.000	46.405	36.321	-27.595	74.000	10.084	PK
2	*	17475.000	52.067	34.334	-21.933	74.000	17.733	PK

Engineer: Eric	
Site: AC5	Time: 2018/01/23 - 03:29
Limit: FCC_Part15.209_RE(3m)	Margin: 0
Probe: Horn_3117_00167055(1-18GHz)	Polarity: Horizontal
EUT: Wireless Access point	Power: AC 120V/60Hz
Note: Mode 4:Transmit at 5825MHz by 802.11ac20 Ant1+2	



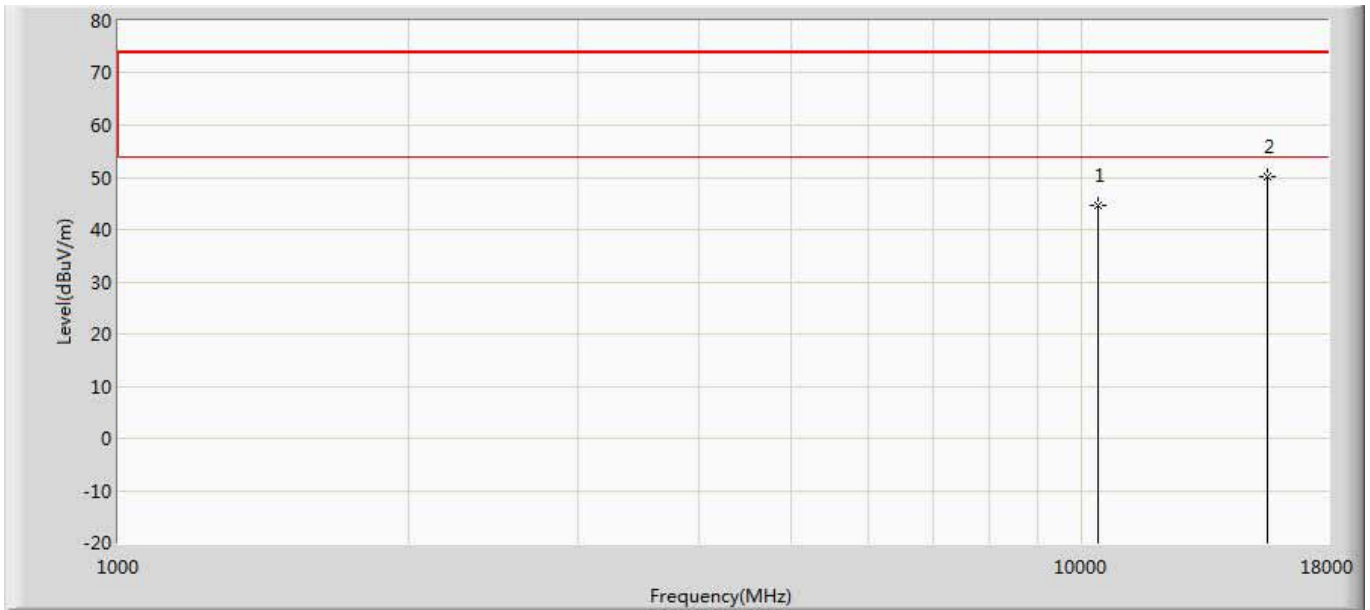
No	Mark	Frequency (MHz)	Measure Level (dBuV/m)	Reading Level (dBuV)	Over Limit (dB)	Limit (dBuV/m)	Factor (dB)	Type
1		11650.000	46.438	36.354	-27.562	74.000	10.084	PK
2	*	17475.000	52.574	34.841	-21.426	74.000	17.733	PK

Engineer: Eric	
Site: AC5	Time: 2018/01/23 - 03:29
Limit: FCC_Part15.209_RE(3m)	Margin: 0
Probe: Horn_3117_00167055(1-18GHz)	Polarity: Vertical
EUT: Wireless Access point	Power: AC 120V/60Hz
Note: Mode 5:Transmit at 5190MHz by 802.11ac40 Ant1	



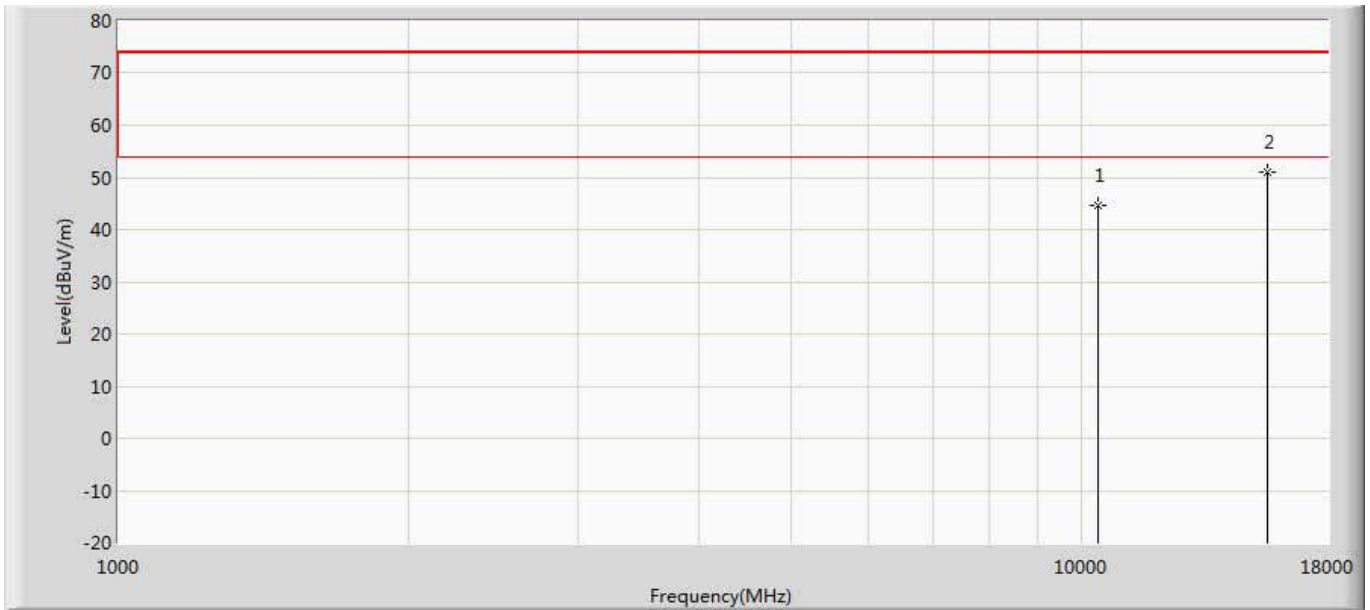
No	Mark	Frequency (MHz)	Measure Level (dBuV/m)	Reading Level (dBuV)	Over Limit (dB)	Limit (dBuV/m)	Factor (dB)	Type
1		10380.000	45.111	37.916	-28.889	74.000	7.195	PK
2	*	15570.000	51.338	35.382	-22.662	74.000	15.956	PK

Engineer: Eric	
Site: AC5	Time: 2018/01/23 - 03:29
Limit: FCC_Part15.209_RE(3m)	Margin: 0
Probe: Horn_3117_00167055(1-18GHz)	Polarity: Horizontal
EUT: Wireless Access point	Power: AC 120V/60Hz
Note: Mode 5:Transmit at 5190MHz by 802.11ac40 Ant1	



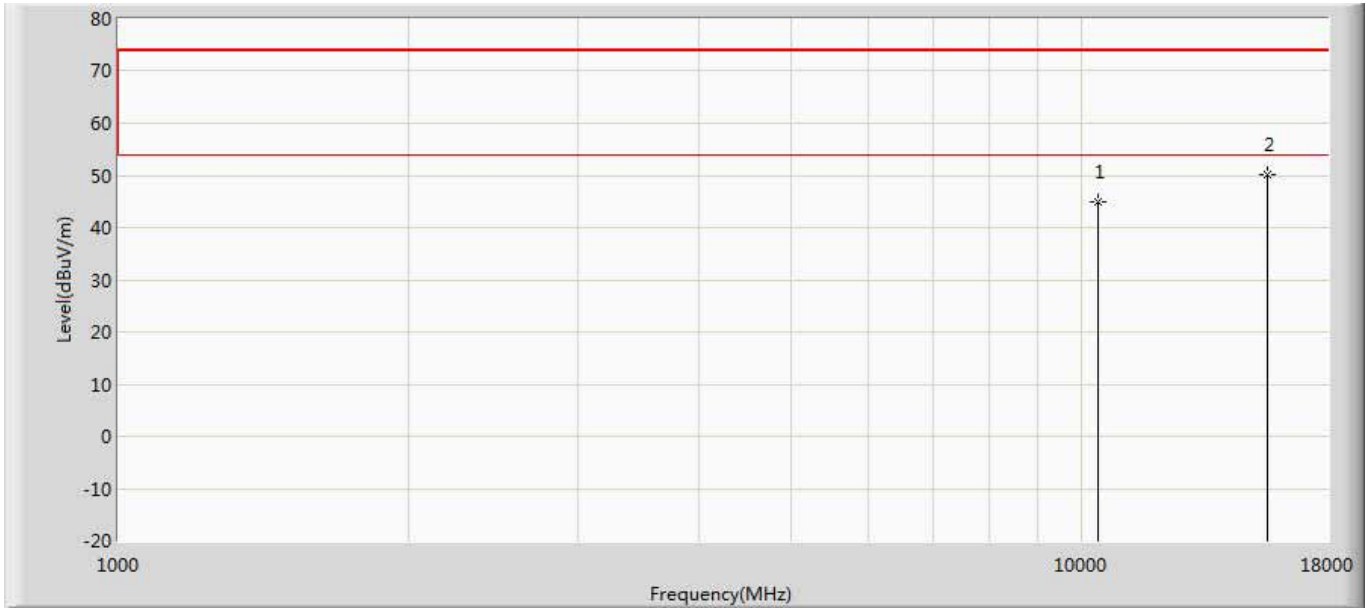
No	Mark	Frequency (MHz)	Measure Level (dBuV/m)	Reading Level (dBuV)	Over Limit (dB)	Limit (dBuV/m)	Factor (dB)	Type
1		10380.000	44.625	37.430	-29.375	74.000	7.195	PK
2	*	15570.000	50.036	34.080	-23.964	74.000	15.956	PK

Engineer: Eric	
Site: AC5	Time: 2018/01/23 - 03:30
Limit: FCC_Part15.209_RE(3m)	Margin: 0
Probe: Horn_3117_00167055(1-18GHz)	Polarity: Vertical
EUT: Wireless Access point	Power: AC 120V/60Hz
Note: Mode 5:Transmit at 5190MHz by 802.11aac40 Ant2	



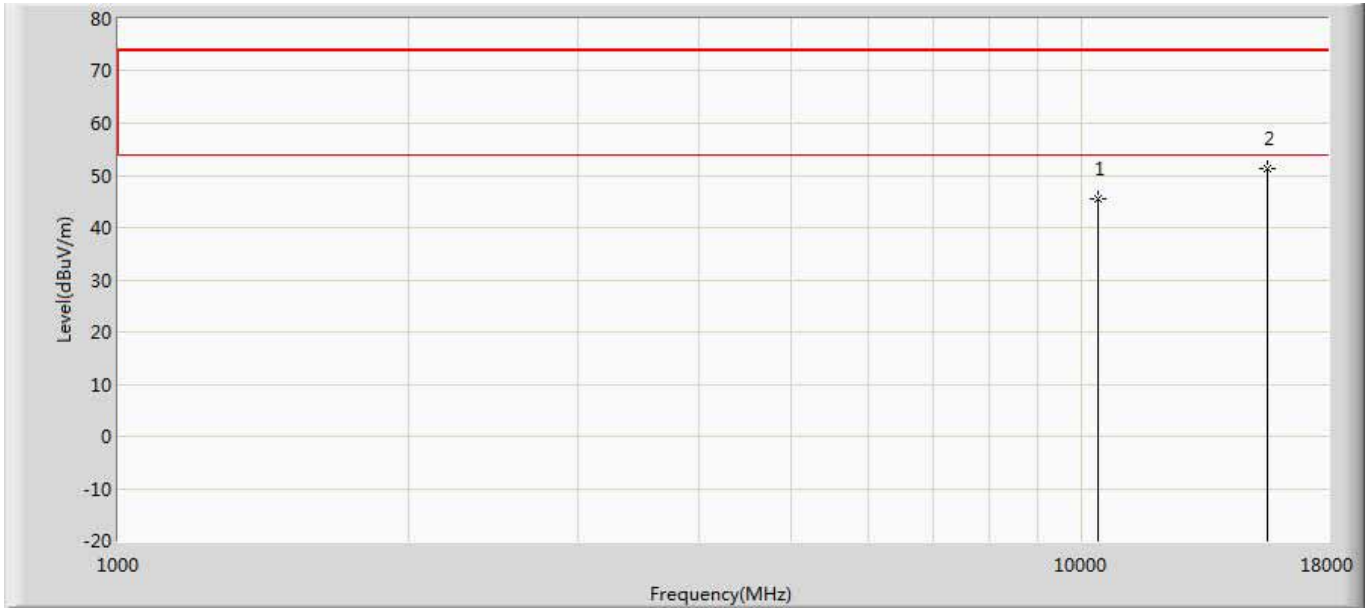
No	Mark	Frequency (MHz)	Measure Level (dBuV/m)	Reading Level (dBuV)	Over Limit (dB)	Limit (dBuV/m)	Factor (dB)	Type
1		10380.000	44.676	37.481	-29.324	74.000	7.195	PK
2	*	15570.000	50.956	35.000	-23.044	74.000	15.956	PK

Engineer: Eric	
Site: AC5	Time: 2018/01/23 - 03:30
Limit: FCC_Part15.209_RE(3m)	Margin: 0
Probe: Horn_3117_00167055(1-18GHz)	Polarity: Horizontal
EUT: Wireless Access point	Power: AC 120V/60Hz
Note: Mode 5:Transmit at 5190MHz by 802.11ac40 Ant2	



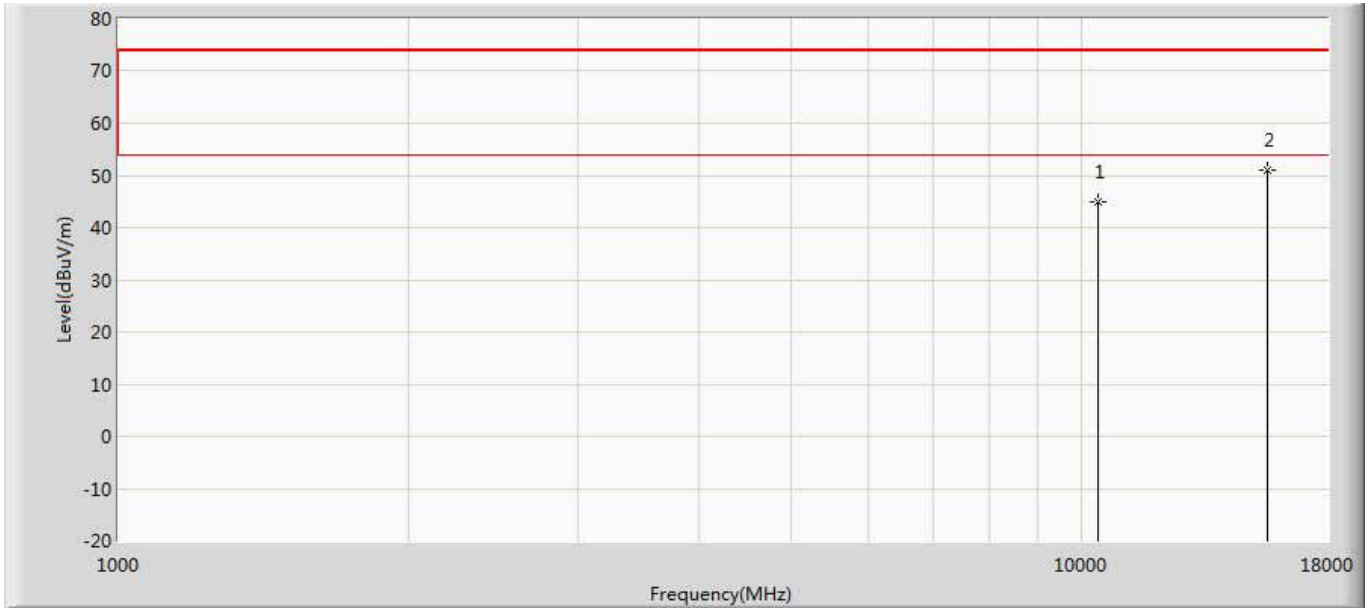
No	Mark	Frequency (MHz)	Measure Level (dBuV/m)	Reading Level (dBuV)	Over Limit (dB)	Limit (dBuV/m)	Factor (dB)	Type
1		10380.000	45.021	37.826	-28.979	74.000	7.195	PK
2	*	15570.000	50.055	34.099	-23.945	74.000	15.956	PK

Engineer: Eric	
Site: AC5	Time: 2018/01/23 - 03:30
Limit: FCC_Part15.209_RE(3m)	Margin: 0
Probe: Horn_3117_00167055(1-18GHz)	Polarity: Vertical
EUT: Wireless Access point	Power: AC 120V/60Hz
Note: Mode 5:Transmit at 5190MHz by 802.11ac40 Ant1+2	



No	Mark	Frequency (MHz)	Measure Level (dBuV/m)	Reading Level (dBuV)	Over Limit (dB)	Limit (dBuV/m)	Factor (dB)	Type
1		10380.000	45.442	38.247	-28.558	74.000	7.195	PK
2	*	15570.000	51.247	35.291	-22.753	74.000	15.956	PK

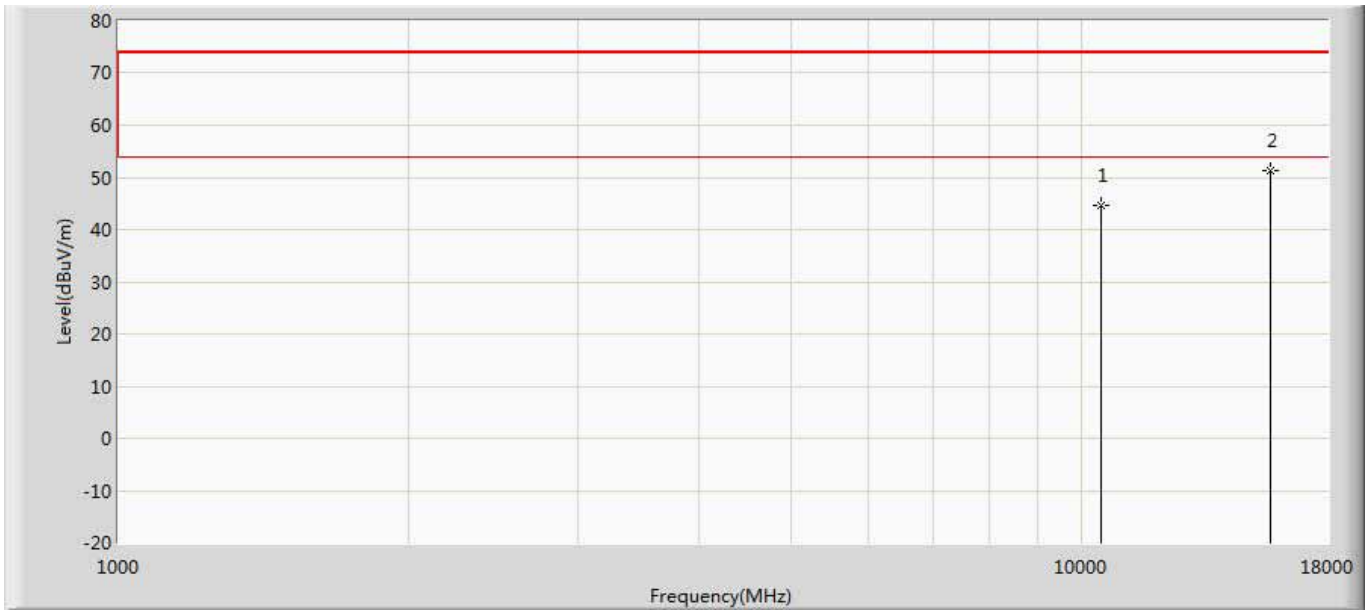
Engineer: Eric	
Site: AC5	Time: 2018/01/23 - 03:30
Limit: FCC_Part15.209_RE(3m)	Margin: 0
Probe: Horn_3117_00167055(1-18GHz)	Polarity: Horizontal
EUT: Wireless Access point	Power: AC 120V/60Hz
Note: Mode 5:Transmit at 5190MHz by 802.11ac40 Ant1+2	



No	Mark	Frequency (MHz)	Measure Level (dBuV/m)	Reading Level (dBuV)	Over Limit (dB)	Limit (dBuV/m)	Factor (dB)	Type
1		10380.000	44.883	37.688	-29.117	74.000	7.195	PK
2	*	15570.000	51.101	35.145	-22.899	74.000	15.956	PK

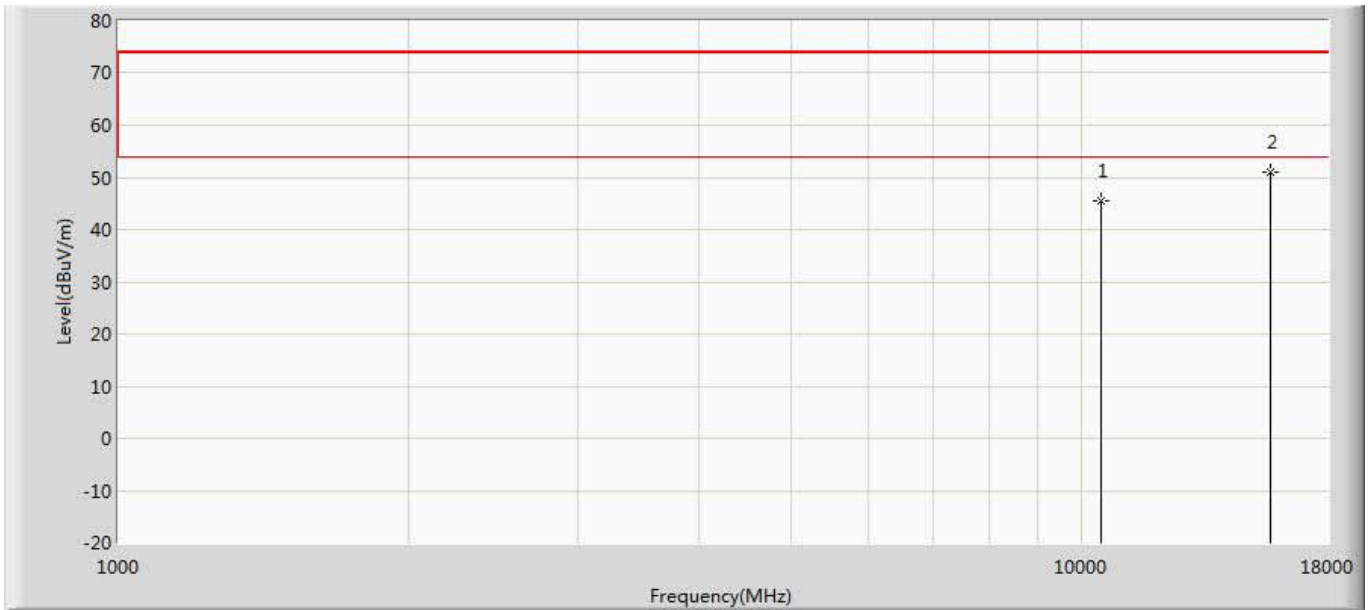


Engineer: Eric	
Site: AC5	Time: 2018/01/23 - 03:30
Limit: FCC_Part15.209_RE(3m)	Margin: 0
Probe: Horn_3117_00167055(1-18GHz)	Polarity: Vertical
EUT: Wireless Access point	Power: AC 120V/60Hz
Note: Mode 5:Transmit at 5230MHz by 802.11ac40 Ant1	



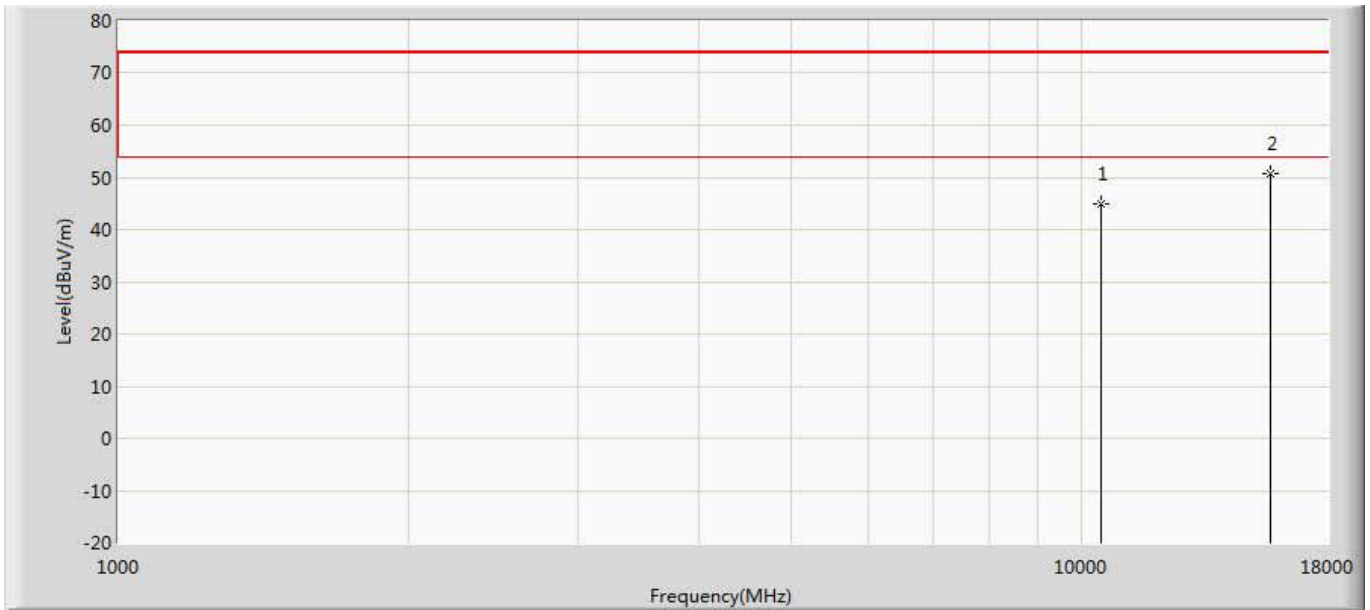
No	Mark	Frequency (MHz)	Measure Level (dBuV/m)	Reading Level (dBuV)	Over Limit (dB)	Limit (dBuV/m)	Factor (dB)	Type
1		10460.000	44.561	37.541	-29.439	74.000	7.020	PK
2	*	15690.000	51.270	35.128	-22.730	74.000	16.142	PK

Engineer: Eric	
Site: AC5	Time: 2018/01/23 - 03:30
Limit: FCC_Part15.209_RE(3m)	Margin: 0
Probe: Horn_3117_00167055(1-18GHz)	Polarity: Horizontal
EUT: Wireless Access point	Power: AC 120V/60Hz
Note: Mode 5:Transmit at 5230MHz by 802.11ac40 Ant1	



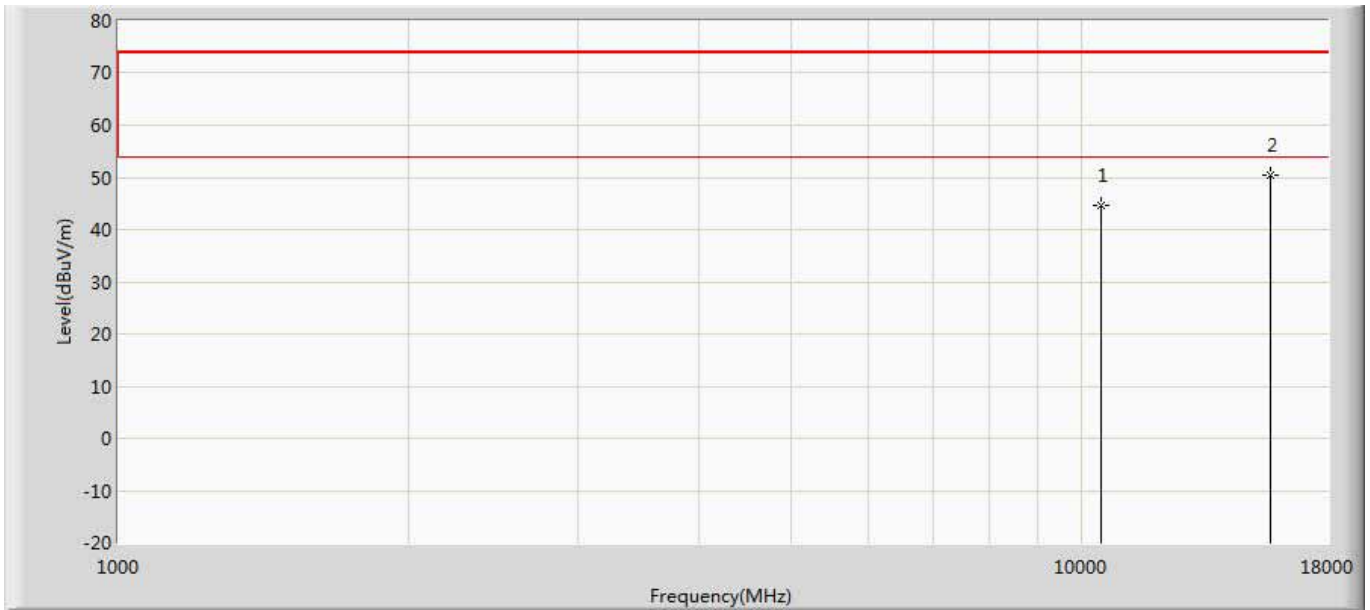
No	Mark	Frequency (MHz)	Measure Level (dBuV/m)	Reading Level (dBuV)	Over Limit (dB)	Limit (dBuV/m)	Factor (dB)	Type
1		10460.000	45.468	38.448	-28.532	74.000	7.020	PK
2	*	15690.000	51.079	34.937	-22.921	74.000	16.142	PK

Engineer: Eric	
Site: AC5	Time: 2018/01/23 - 03:30
Limit: FCC_Part15.209_RE(3m)	Margin: 0
Probe: Horn_3117_00167055(1-18GHz)	Polarity: Vertical
EUT: Wireless Access point	Power: AC 120V/60Hz
Note: Mode 5:Transmit at 5230MHz by 802.11ac40 Ant2	



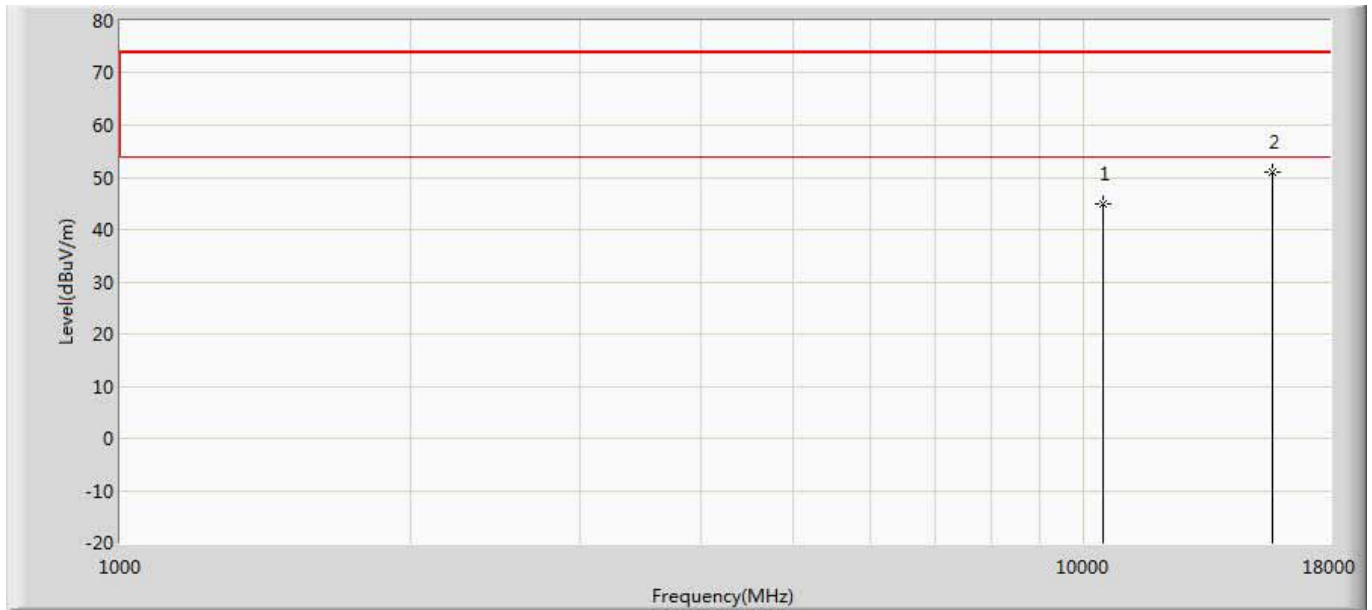
No	Mark	Frequency (MHz)	Measure Level (dBuV/m)	Reading Level (dBuV)	Over Limit (dB)	Limit (dBuV/m)	Factor (dB)	Type
1		10460.000	44.792	37.772	-29.208	74.000	7.020	PK
2	*	15690.000	50.751	34.609	-23.249	74.000	16.142	PK

Engineer: Eric	
Site: AC5	Time: 2018/01/23 - 03:30
Limit: FCC_Part15.209_RE(3m)	Margin: 0
Probe: Horn_3117_00167055(1-18GHz)	Polarity: Horizontal
EUT: Wireless Access point	Power: AC 120V/60Hz
Note: Mode 5:Transmit at 5230MHz by 802.11ac40 Ant2	



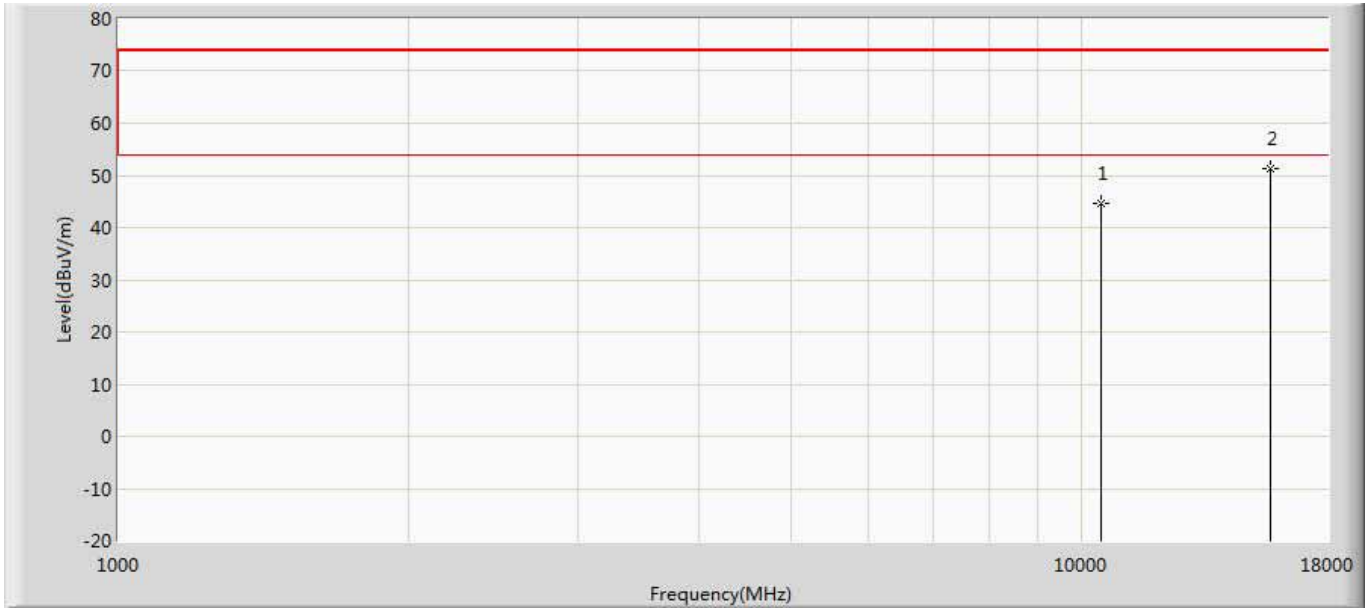
No	Mark	Frequency (MHz)	Measure Level (dBuV/m)	Reading Level (dBuV)	Over Limit (dB)	Limit (dBuV/m)	Factor (dB)	Type
1		10460.000	44.661	37.641	-29.339	74.000	7.020	PK
2	*	15690.000	50.395	34.253	-23.605	74.000	16.142	PK

Engineer: Eric	
Site: AC5	Time: 2018/01/23 - 03:30
Limit: FCC_Part15.209_RE(3m)	Margin: 0
Probe: Horn_3117_00167055(1-18GHz)	Polarity: Vertical
EUT: Wireless Access point	Power: AC 120V/60Hz
Note: Mode 5:Transmit at 5230MHz by 802.11ac40 Ant1+2	



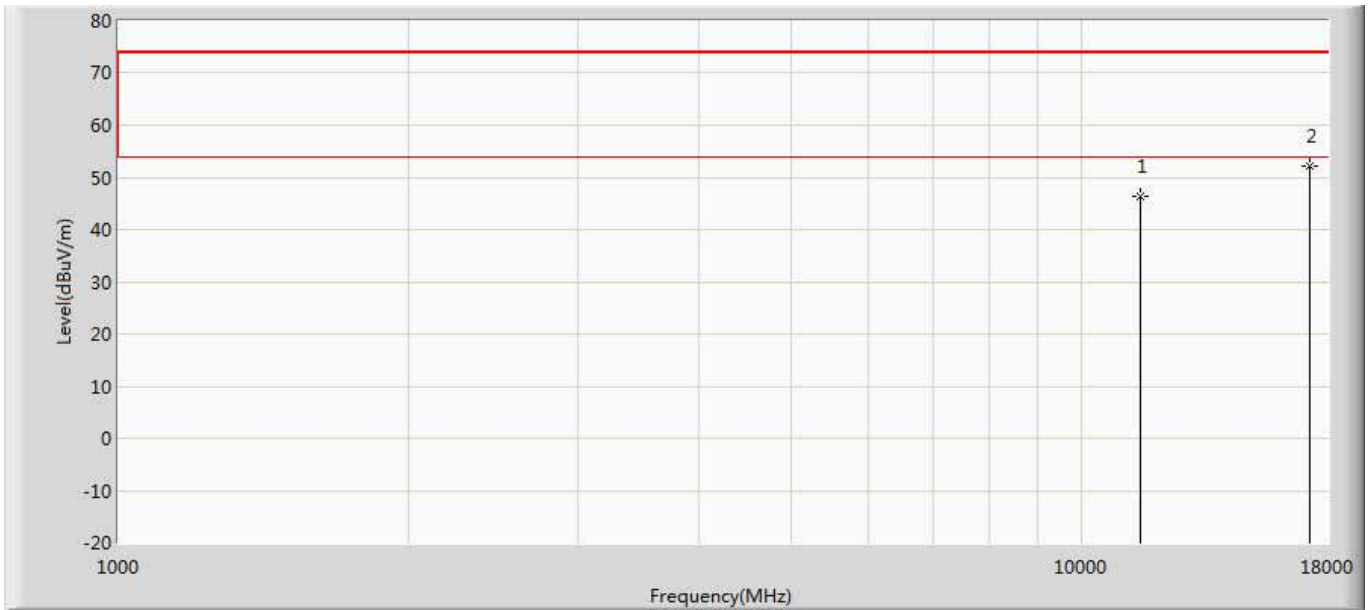
No	Mark	Frequency (MHz)	Measure Level (dBuV/m)	Reading Level (dBuV)	Over Limit (dB)	Limit (dBuV/m)	Factor (dB)	Type
1		10460.000	44.861	37.841	-29.139	74.000	7.020	PK
2	*	15690.000	51.112	34.970	-22.888	74.000	16.142	PK

Engineer: Eric	
Site: AC5	Time: 2018/01/23 - 03:30
Limit: FCC_Part15.209_RE(3m)	Margin: 0
Probe: Horn_3117_00167055(1-18GHz)	Polarity: Horizontal
EUT: Wireless Access point	Power: AC 120V/60Hz
Note: Mode 5:Transmit at 5230MHz by 802.11ac40 Ant1+2	



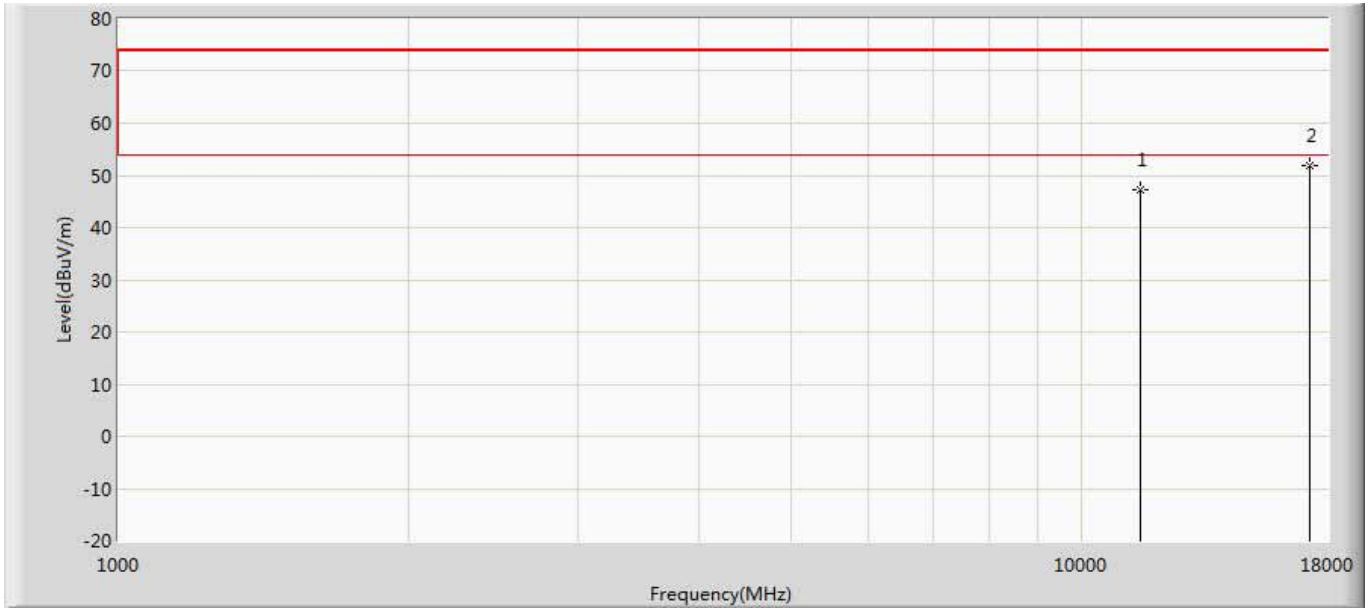
No	Mark	Frequency (MHz)	Measure Level (dBuV/m)	Reading Level (dBuV)	Over Limit (dB)	Limit (dBuV/m)	Factor (dB)	Type
1		10460.000	44.573	37.553	-29.427	74.000	7.020	PK
2	*	15690.000	51.214	35.072	-22.786	74.000	16.142	PK

Engineer: Eric	
Site: AC5	Time: 2018/01/23 - 03:31
Limit: FCC_Part15.209_RE(3m)	Margin: 0
Probe: Horn_3117_00167055(1-18GHz)	Polarity: Vertical
EUT: Wireless Access point	Power: AC 120V/60Hz
Note: Mode 5:Transmit at 5755MHz by 802.11ac40 Ant1	



No	Mark	Frequency (MHz)	Measure Level (dBuV/m)	Reading Level (dBuV)	Over Limit (dB)	Limit (dBuV/m)	Factor (dB)	Type
1		11510.000	46.301	35.687	-27.699	74.000	10.614	PK
2	*	17265.000	52.030	33.836	-21.970	74.000	18.193	PK

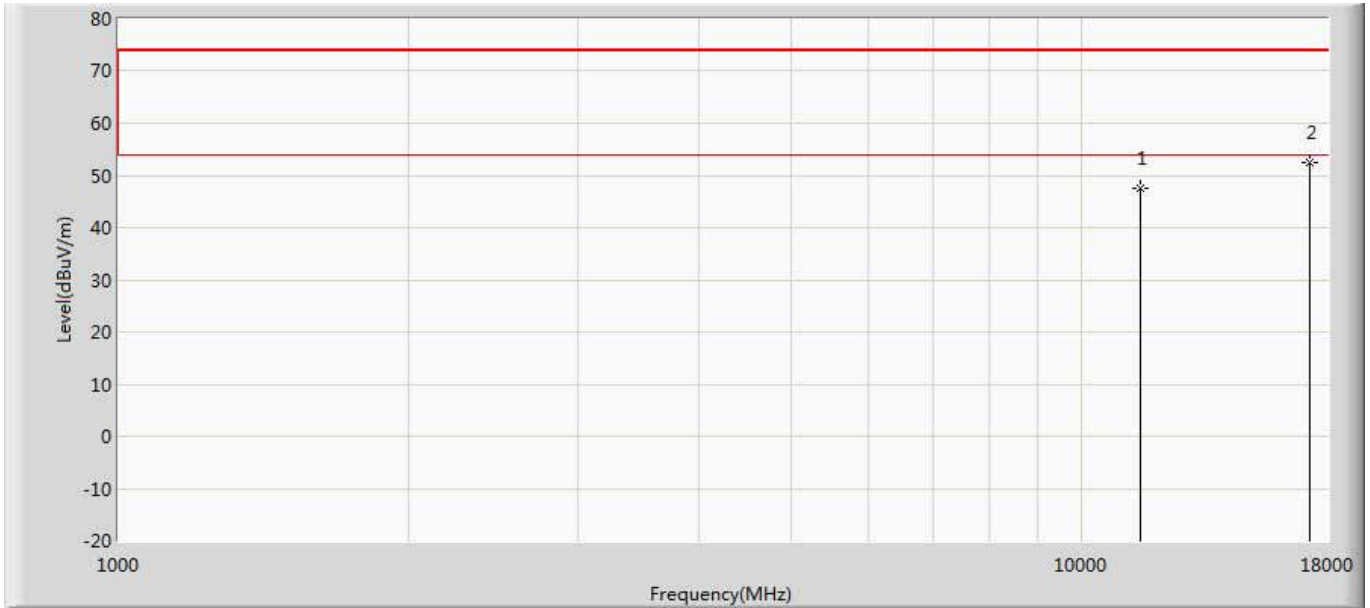
Engineer: Eric	
Site: AC5	Time: 2018/01/23 - 03:31
Limit: FCC_Part15.209_RE(3m)	Margin: 0
Probe: Horn_3117_00167055(1-18GHz)	Polarity: Horizontal
EUT: Wireless Access point	Power: AC 120V/60Hz
Note: Mode 5:Transmit at 5755MHz by 802.11ac40 Ant1	



No	Mark	Frequency (MHz)	Measure Level (dBuV/m)	Reading Level (dBuV)	Over Limit (dB)	Limit (dBuV/m)	Factor (dB)	Type
1		11510.000	47.253	36.639	-26.747	74.000	10.614	PK
2	*	17265.000	51.907	33.713	-22.093	74.000	18.193	PK

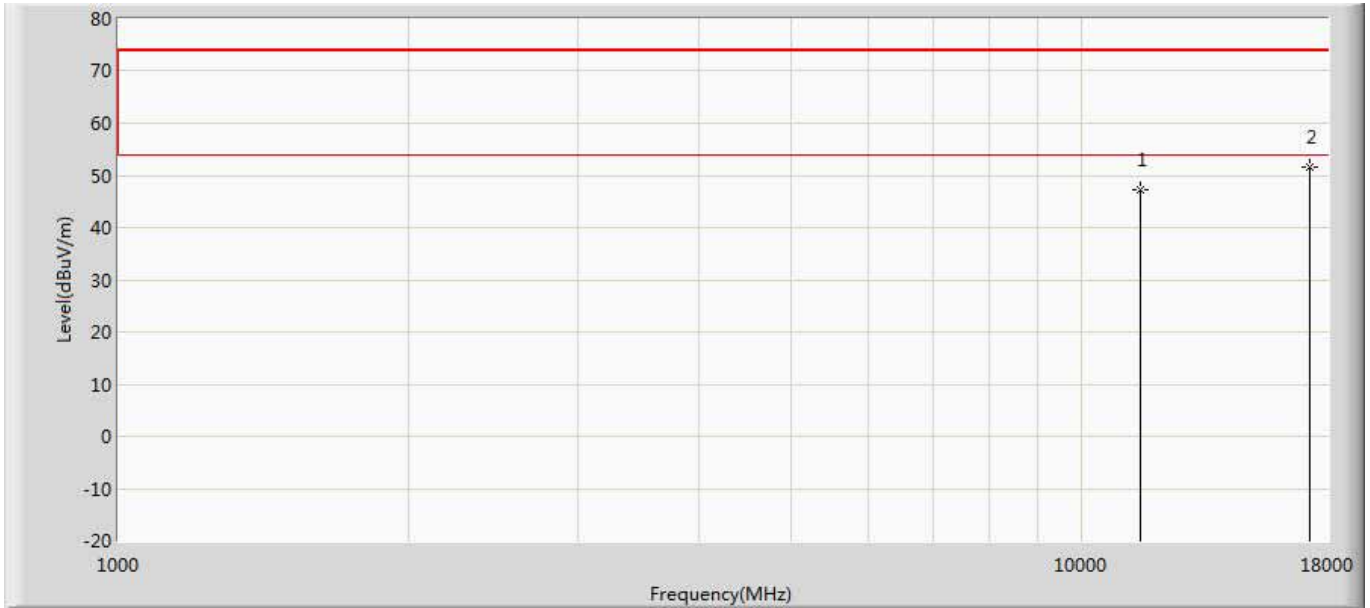


Engineer: Eric	
Site: AC5	Time: 2018/01/23 - 03:31
Limit: FCC_Part15.209_RE(3m)	Margin: 0
Probe: Horn_3117_00167055(1-18GHz)	Polarity: Vertical
EUT: Wireless Access point	Power: AC 120V/60Hz
Note: Mode 5:Transmit at 5755MHz by 802.11ac40 Ant2	



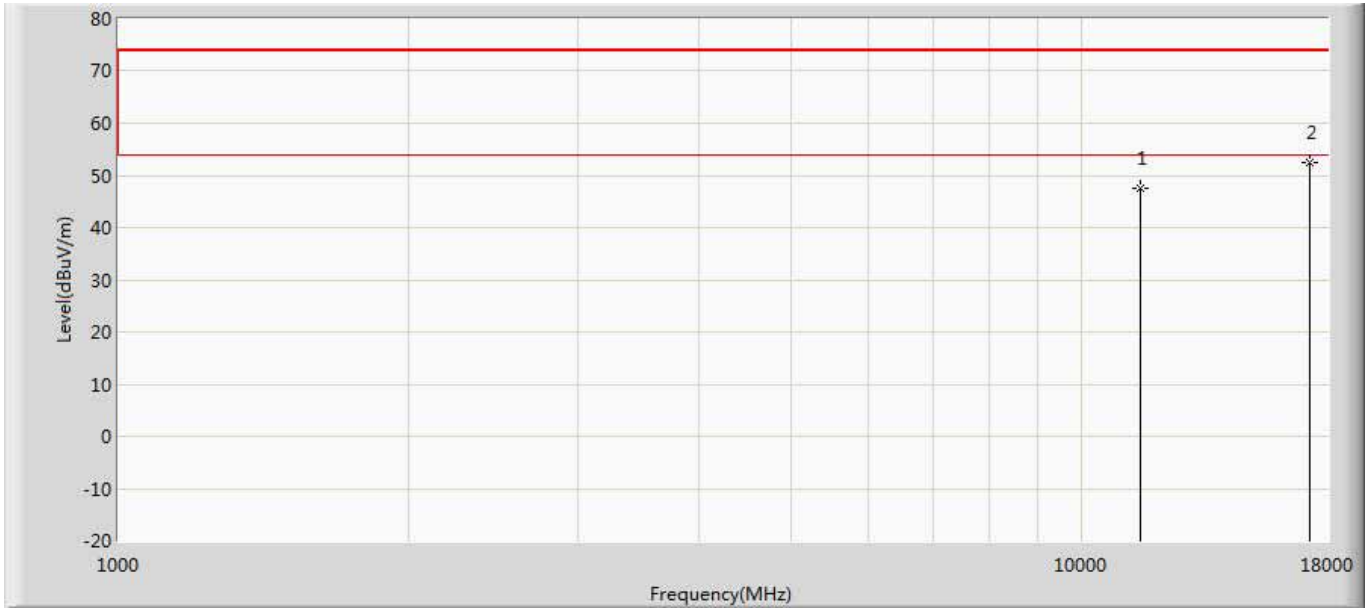
No	Mark	Frequency (MHz)	Measure Level (dBuV/m)	Reading Level (dBuV)	Over Limit (dB)	Limit (dBuV/m)	Factor (dB)	Type
1		11510.000	47.655	37.041	-26.345	74.000	10.614	PK
2	*	17265.000	52.385	34.191	-21.615	74.000	18.193	PK

Engineer: Eric	
Site: AC5	Time: 2018/01/23 - 03:31
Limit: FCC_Part15.209_RE(3m)	Margin: 0
Probe: Horn_3117_00167055(1-18GHz)	Polarity: Horizontal
EUT: Wireless Access point	Power: AC 120V/60Hz
Note: Mode 5:Transmit at 5755MHz by 802.11ac40 Ant2	



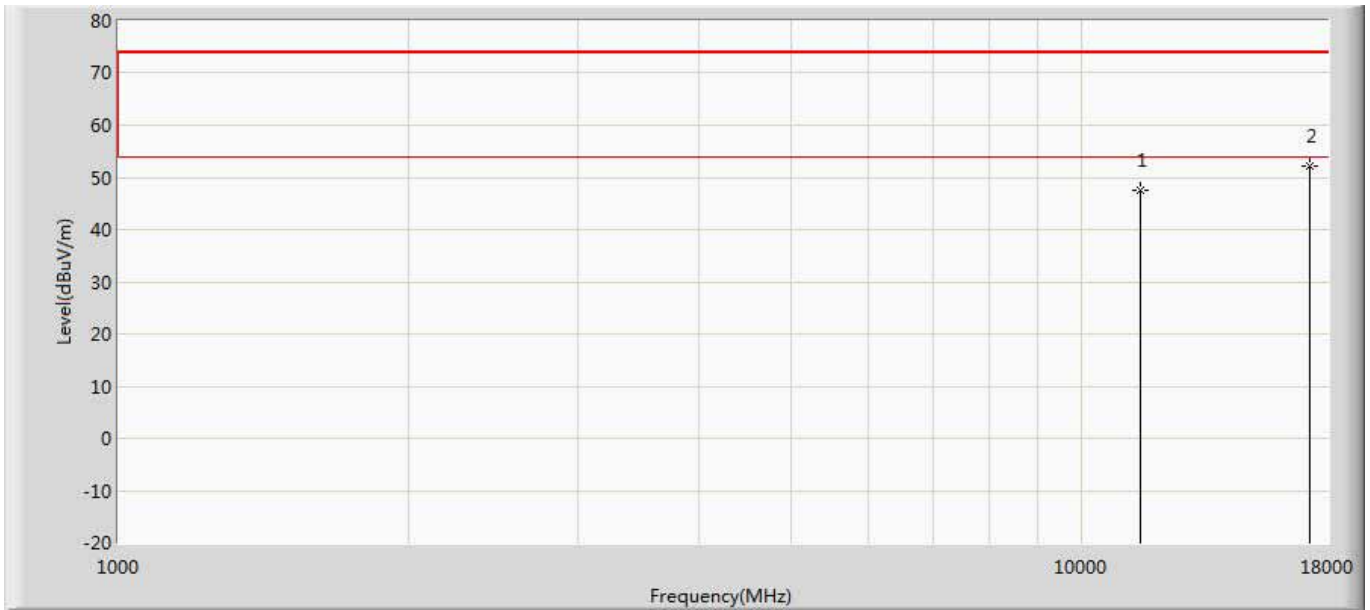
No	Mark	Frequency (MHz)	Measure Level (dBuV/m)	Reading Level (dBuV)	Over Limit (dB)	Limit (dBuV/m)	Factor (dB)	Type
1		11510.000	47.234	36.620	-26.766	74.000	10.614	PK
2	*	17265.000	51.692	33.498	-22.308	74.000	18.193	PK

Engineer: Eric	
Site: AC5	Time: 2018/01/23 - 03:31
Limit: FCC_Part15.209_RE(3m)	Margin: 0
Probe: Horn_3117_00167055(1-18GHz)	Polarity: Vertical
EUT: Wireless Access point	Power: AC 120V/60Hz
Note: Mode 5:Transmit at 5755MHz by 802.11ac40 Ant1+2	



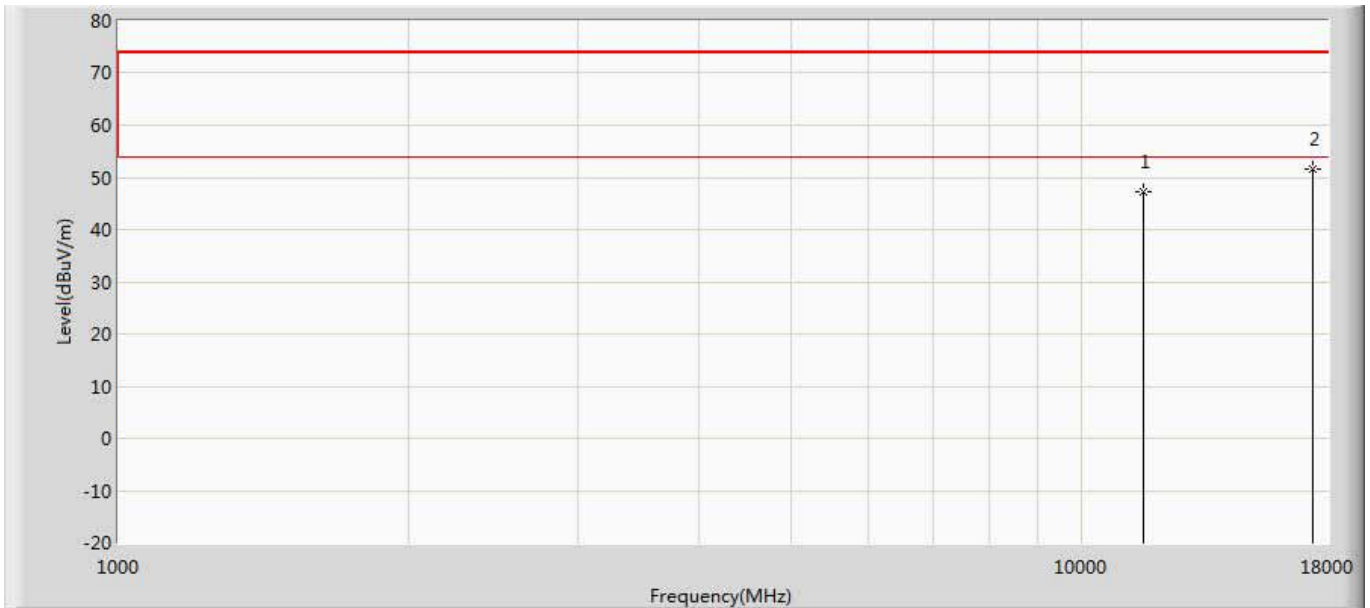
No	Mark	Frequency (MHz)	Measure Level (dBuV/m)	Reading Level (dBuV)	Over Limit (dB)	Limit (dBuV/m)	Factor (dB)	Type
1		11510.000	47.552	36.938	-26.448	74.000	10.614	PK
2	*	17265.000	52.461	34.267	-21.539	74.000	18.193	PK

Engineer: Eric	
Site: AC5	Time: 2018/01/23 - 03:31
Limit: FCC_Part15.209_RE(3m)	Margin: 0
Probe: Horn_3117_00167055(1-18GHz)	Polarity: Horizontal
EUT: Wireless Access point	Power: AC 120V/60Hz
Note: Mode 5:Transmit at 5755MHz by 802.11ac40 Ant1+2	



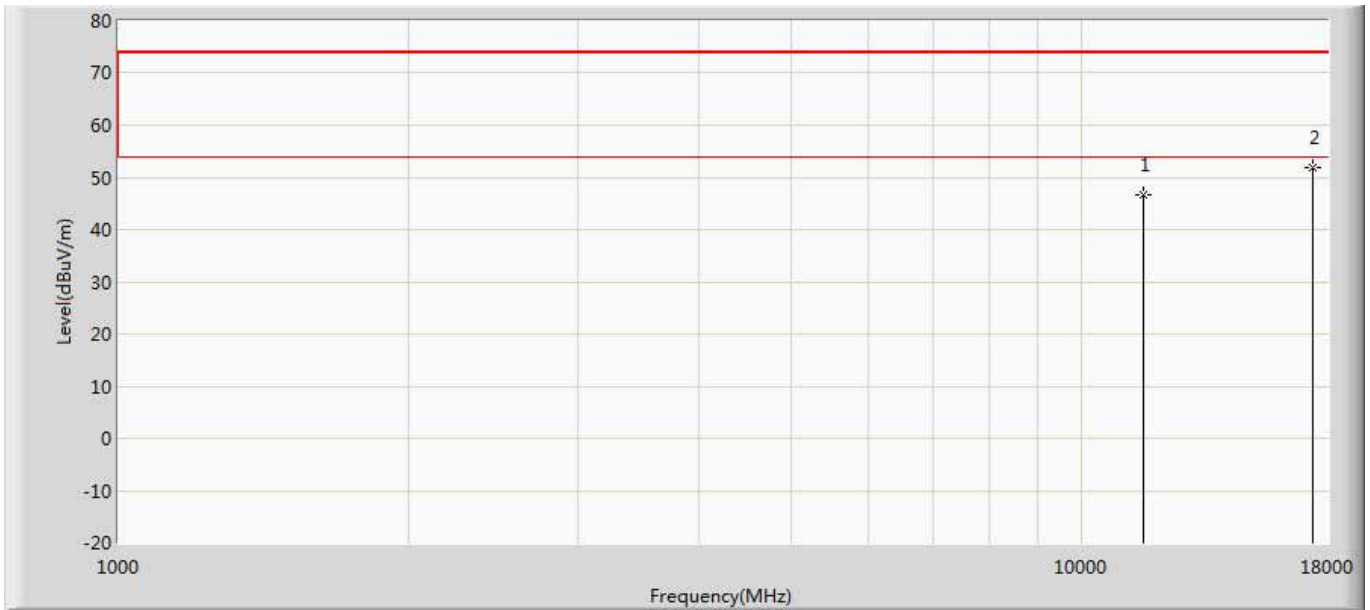
No	Mark	Frequency (MHz)	Measure Level (dBuV/m)	Reading Level (dBuV)	Over Limit (dB)	Limit (dBuV/m)	Factor (dB)	Type
1		11510.000	47.503	36.889	-26.497	74.000	10.614	PK
2	*	17265.000	52.073	33.879	-21.927	74.000	18.193	PK

Engineer: Eric	
Site: AC5	Time: 2018/01/23 - 03:31
Limit: FCC_Part15.209_RE(3m)	Margin: 0
Probe: Horn_3117_00167055(1-18GHz)	Polarity: Vertical
EUT: Wireless Access point	Power: AC 120V/60Hz
Note: Mode 5:Transmit at 5795MHz by 802.11ac40 Ant1	



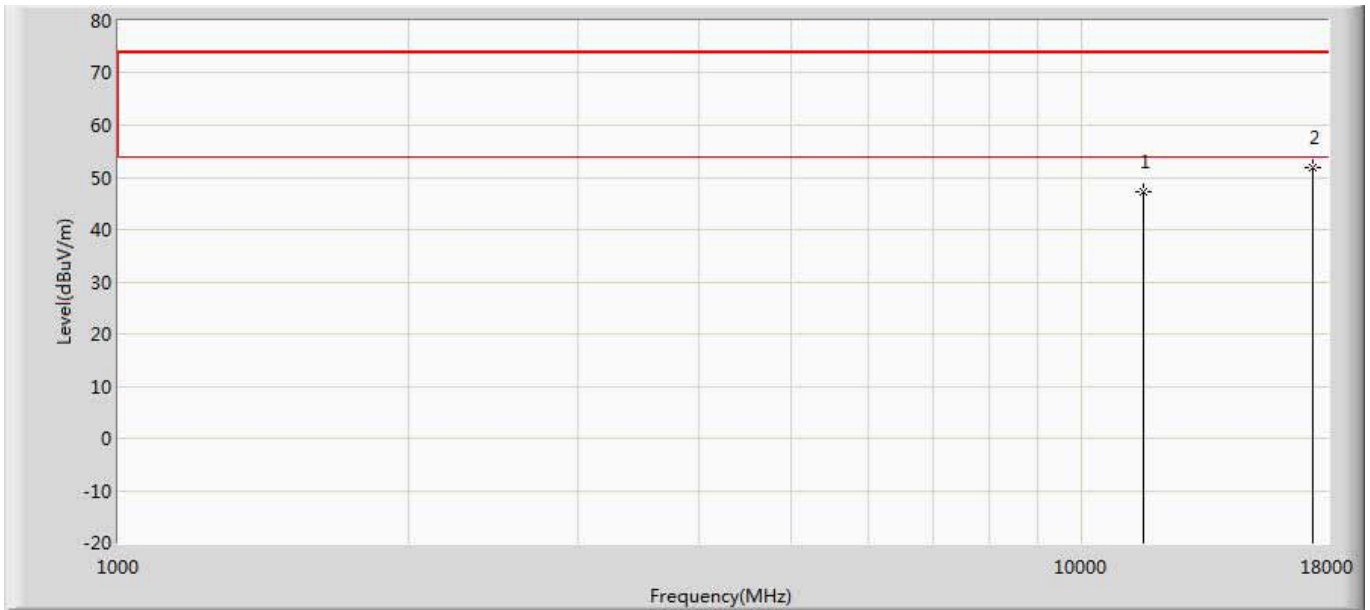
No	Mark	Frequency (MHz)	Measure Level (dBuV/m)	Reading Level (dBuV)	Over Limit (dB)	Limit (dBuV/m)	Factor (dB)	Type
1		11590.000	47.141	35.801	-26.859	74.000	11.339	PK
2	*	17385.000	51.660	33.694	-22.340	74.000	17.966	PK

Engineer: Eric	
Site: AC5	Time: 2018/01/23 - 03:31
Limit: FCC_Part15.209_RE(3m)	Margin: 0
Probe: Horn_3117_00167055(1-18GHz)	Polarity: Horizontal
EUT: Wireless Access point	Power: AC 120V/60Hz
Note: Mode 5:Transmit at 5795MHz by 802.11ac40 Ant1	



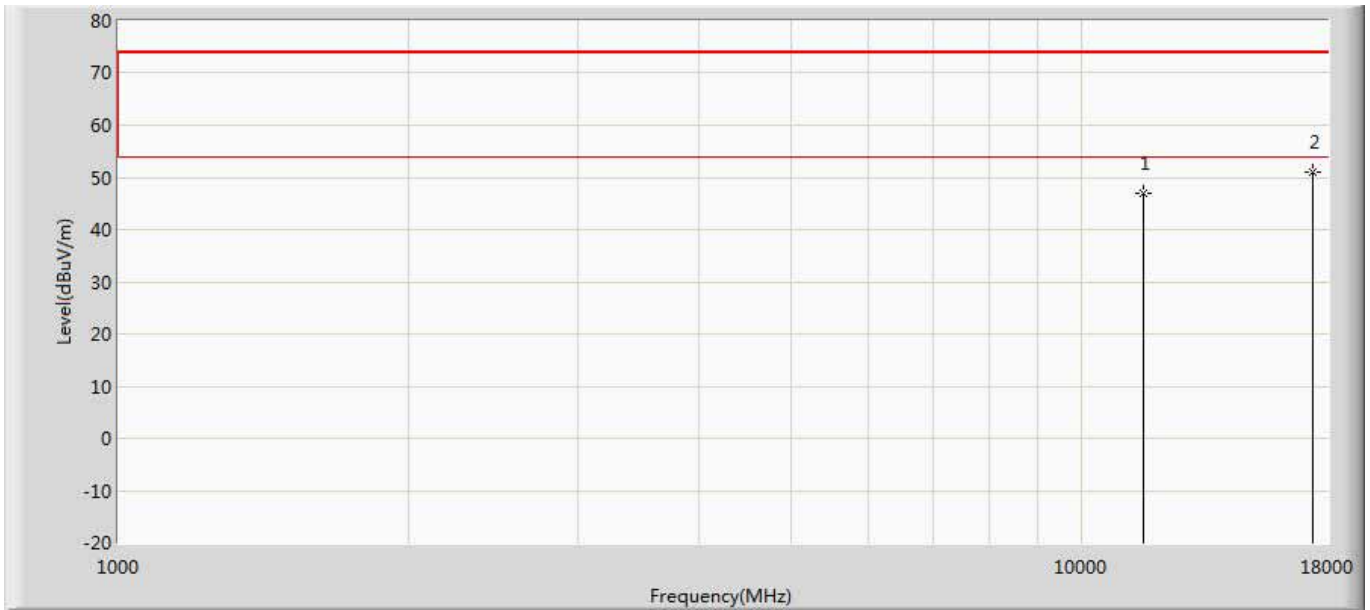
No	Mark	Frequency (MHz)	Measure Level (dBuV/m)	Reading Level (dBuV)	Over Limit (dB)	Limit (dBuV/m)	Factor (dB)	Type
1		11590.000	46.794	35.454	-27.206	74.000	11.339	PK
2	*	17385.000	51.755	33.789	-22.245	74.000	17.966	PK

Engineer: Eric	
Site: AC5	Time: 2018/01/23 - 03:31
Limit: FCC_Part15.209_RE(3m)	Margin: 0
Probe: Horn_3117_00167055(1-18GHz)	Polarity: Vertical
EUT: Wireless Access point	Power: AC 120V/60Hz
Note: Mode 5:Transmit at 5795MHz by 802.11ac40 Ant2	



No	Mark	Frequency (MHz)	Measure Level (dBuV/m)	Reading Level (dBuV)	Over Limit (dB)	Limit (dBuV/m)	Factor (dB)	Type
1		11590.000	47.335	35.995	-26.665	74.000	11.339	PK
2	*	17385.000	51.845	33.879	-22.155	74.000	17.966	PK

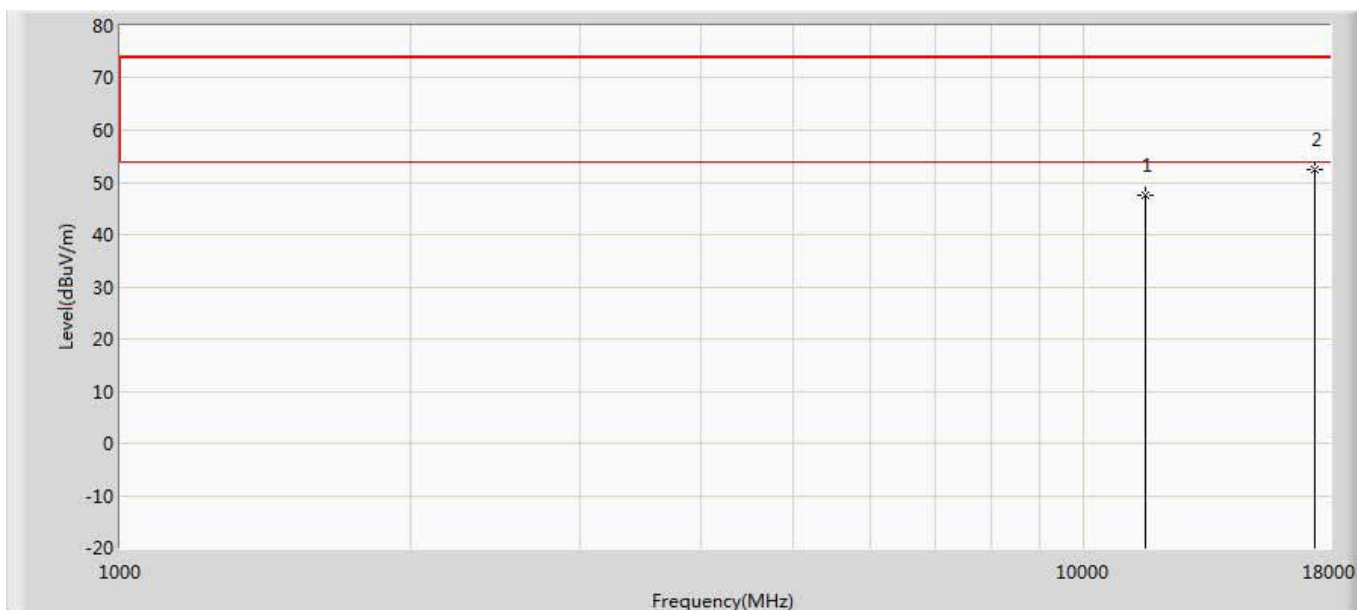
Engineer: Eric	
Site: AC5	Time: 2018/01/23 - 03:31
Limit: FCC_Part15.209_RE(3m)	Margin: 0
Probe: Horn_3117_00167055(1-18GHz)	Polarity: Horizontal
EUT: Wireless Access point	Power: AC 120V/60Hz
Note: Mode 5:Transmit at 5795MHz by 802.11ac40 Ant2	



No	Mark	Frequency (MHz)	Measure Level (dBuV/m)	Reading Level (dBuV)	Over Limit (dB)	Limit (dBuV/m)	Factor (dB)	Type
1		11590.000	46.963	35.623	-27.037	74.000	11.339	PK
2	*	17385.000	51.092	33.126	-22.908	74.000	17.966	PK

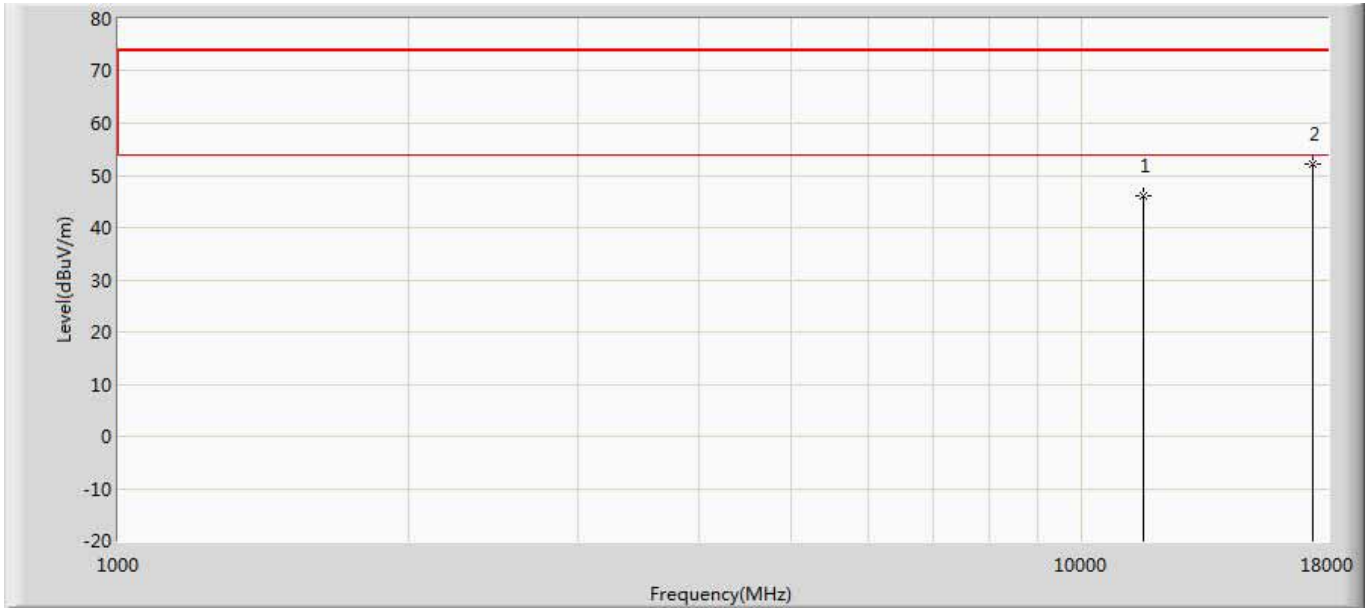


Engineer: Eric	
Site: AC5	Time: 2018/01/23 - 03:31
Limit: FCC_Part15.209_RE(3m)	Margin: 0
Probe: Horn_3117_00167055(1-18GHz)	Polarity: Vertical
EUT: Wireless Access point	Power: AC 120V/60Hz
Note: Mode 5:Transmit at 5795MHz by 802.11ac40 Ant1+2	



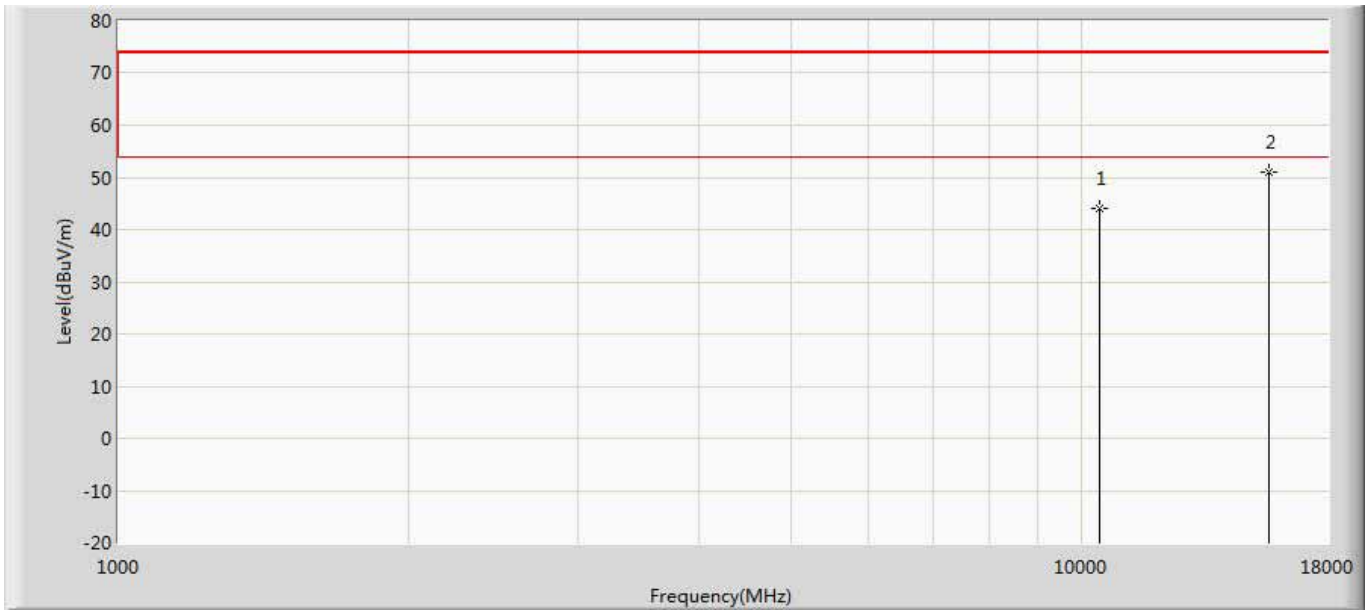
No	Mark	Frequency (MHz)	Measure Level (dBuV/m)	Reading Level (dBuV)	Over Limit (dB)	Limit (dBuV/m)	Factor (dB)	Type
1		11590.000	47.585	36.245	-26.415	74.000	11.339	PK
2	*	17385.000	52.600	34.634	-21.400	74.000	17.966	PK

Engineer: Eric	
Site: AC5	Time: 2018/01/23 - 03:31
Limit: FCC_Part15.209_RE(3m)	Margin: 0
Probe: Horn_3117_00167055(1-18GHz)	Polarity: Horizontal
EUT: Wireless Access point	Power: AC 120V/60Hz
Note: Mode 5:Transmit at 5795MHz by 802.11ac40 Ant1+2	



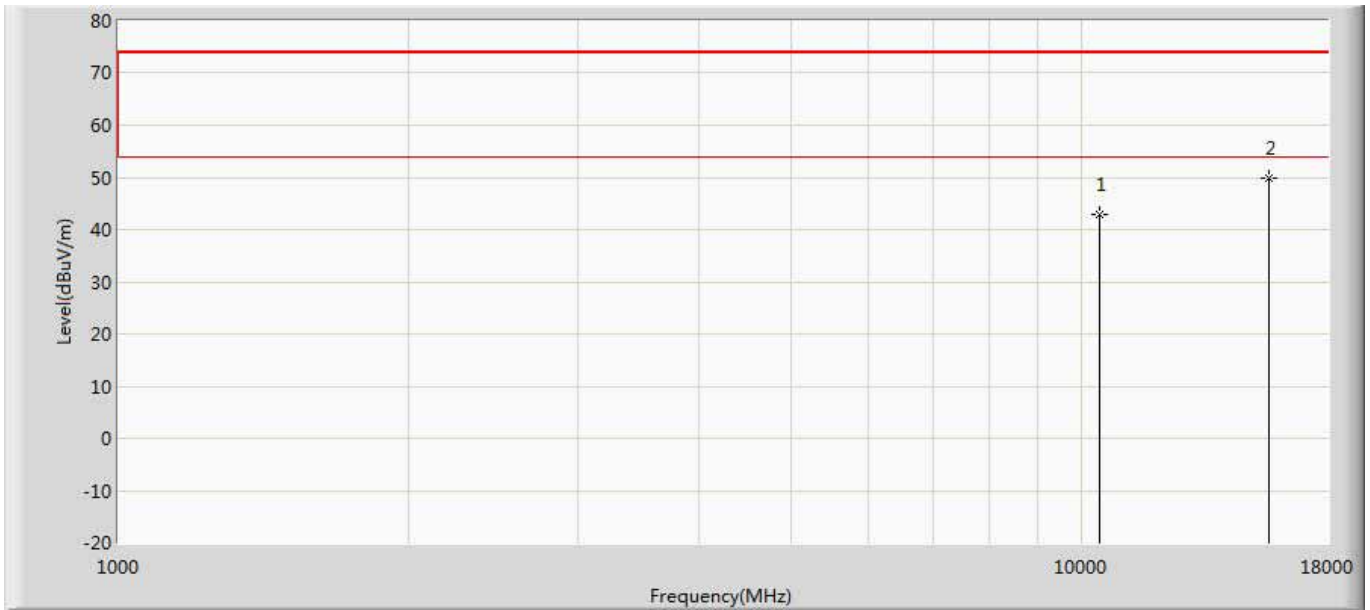
No	Mark	Frequency (MHz)	Measure Level (dBuV/m)	Reading Level (dBuV)	Over Limit (dB)	Limit (dBuV/m)	Factor (dB)	Type
1		11590.000	46.219	34.879	-27.781	74.000	11.339	PK
2	*	17385.000	52.240	34.274	-21.760	74.000	17.966	PK

Engineer: Eric	
Site: AC5	Time: 2018/01/23 - 03:32
Limit: FCC_Part15.209_RE(3m)	Margin: 0
Probe: Horn_3117_00167055(1-18GHz)	Polarity: Vertical
EUT: Wireless Access point	Power: AC 120V/60Hz
Note: Mode 6:Transmit at 5210MHz by 802.11ac80 Ant1	



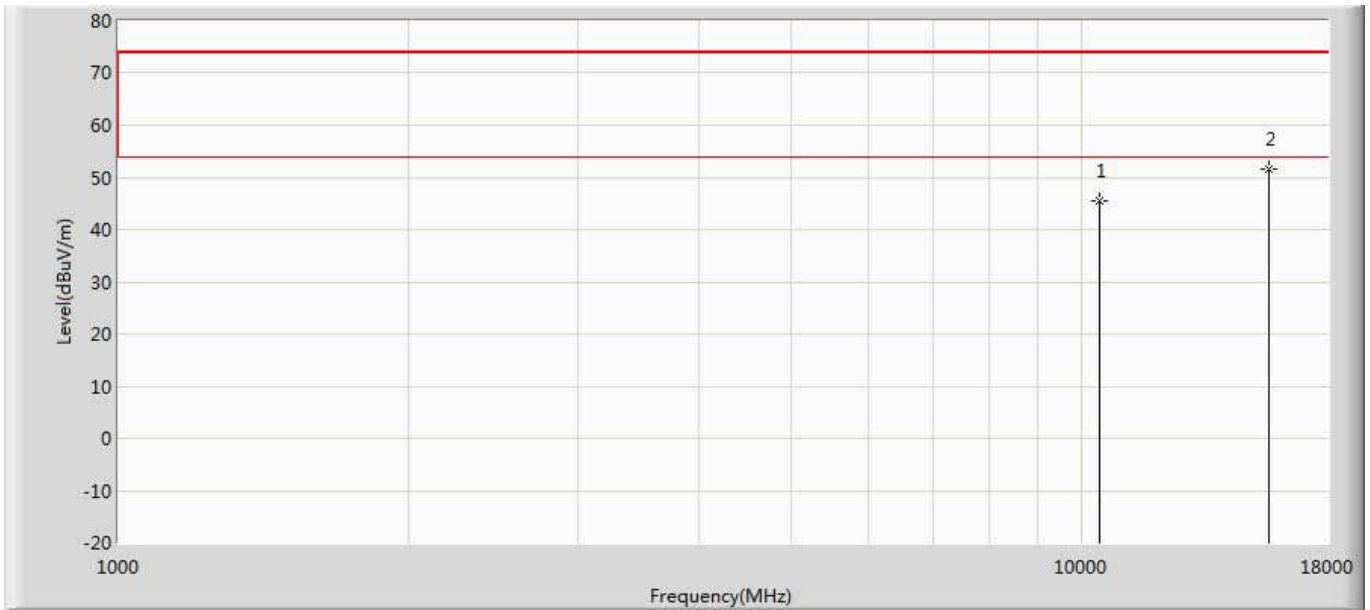
No	Mark	Frequency (MHz)	Measure Level (dBuV/m)	Reading Level (dBuV)	Over Limit (dB)	Limit (dBuV/m)	Factor (dB)	Type
1		10420.000	44.114	37.448	-29.886	74.000	6.665	PK
2	*	15630.000	50.963	34.343	-23.037	74.000	16.621	PK

Engineer: Eric	
Site: AC5	Time: 2018/01/23 - 03:32
Limit: FCC_Part15.209_RE(3m)	Margin: 0
Probe: Horn_3117_00167055(1-18GHz)	Polarity: Horizontal
EUT: Wireless Access point	Power: AC 120V/60Hz
Note: Mode 6:Transmit at 5210MHz by 802.11ac80 Ant1	



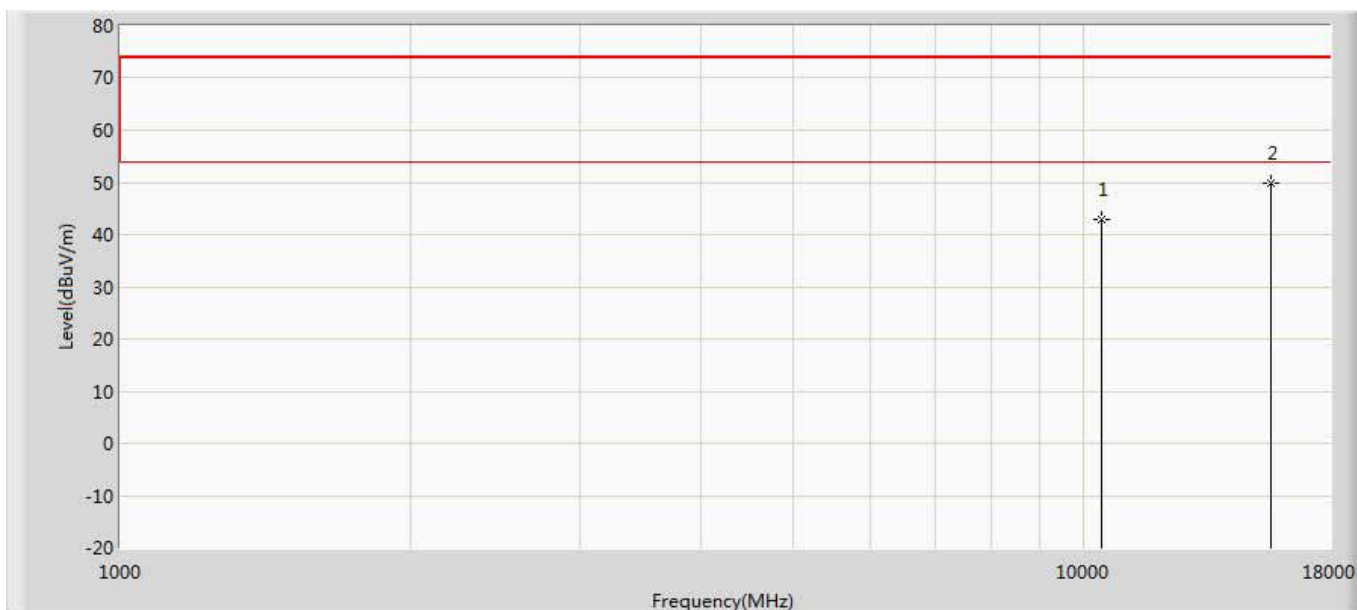
No	Mark	Frequency (MHz)	Measure Level (dBuV/m)	Reading Level (dBuV)	Over Limit (dB)	Limit (dBuV/m)	Factor (dB)	Type
1		10420.000	43.032	36.366	-30.968	74.000	6.665	PK
2	*	15630.000	49.934	33.314	-24.066	74.000	16.621	PK

Engineer: Eric	
Site: AC5	Time: 2018/01/23 - 03:32
Limit: FCC_Part15.209_RE(3m)	Margin: 0
Probe: Horn_3117_00167055(1-18GHz)	Polarity: Vertical
EUT: Wireless Access point	Power: AC 120V/60Hz
Note: Mode 6:Transmit at 5210MHz by 802.11ac80 Ant2	



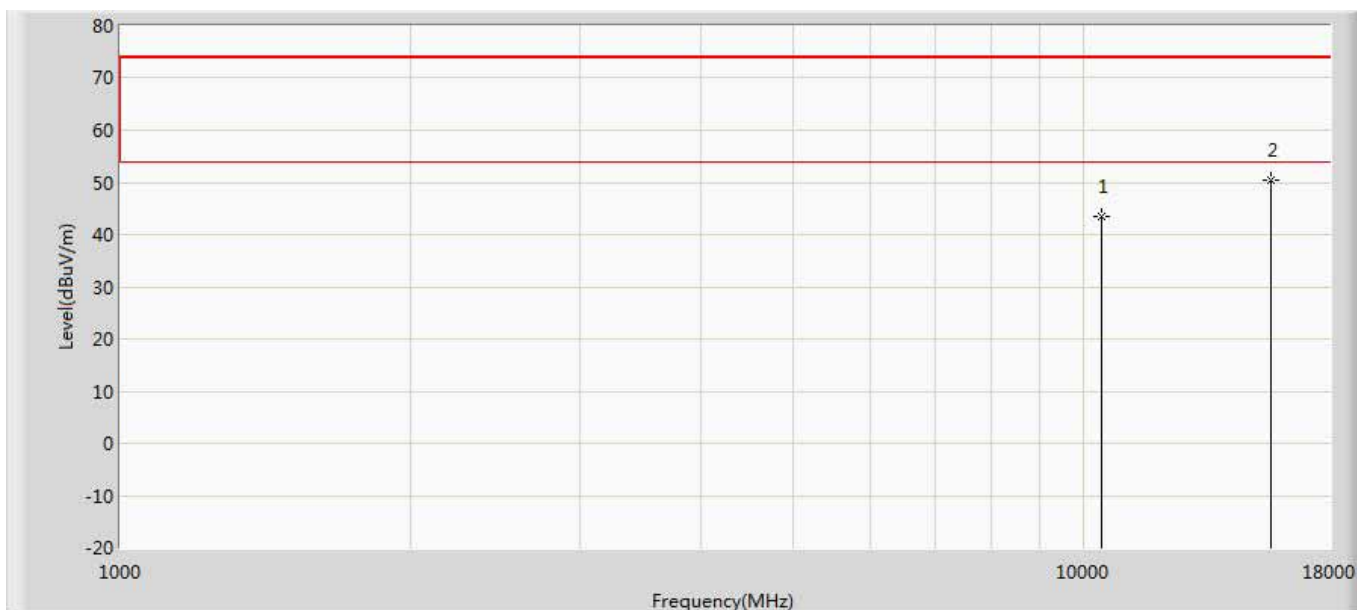
No	Mark	Frequency (MHz)	Measure Level (dBuV/m)	Reading Level (dBuV)	Over Limit (dB)	Limit (dBuV/m)	Factor (dB)	Type
1		10420.000	45.408	38.742	-28.592	74.000	6.665	PK
2	*	15630.000	51.525	34.905	-22.475	74.000	16.621	PK

Engineer: Eric	
Site: AC5	Time: 2018/01/23 - 03:32
Limit: FCC_Part15.209_RE(3m)	Margin: 0
Probe: Horn_3117_00167055(1-18GHz)	Polarity: Horizontal
EUT: Wireless Access point	Power: AC 120V/60Hz
Note: Mode 6:Transmit at 5210MHz by 802.11ac80 Ant2	



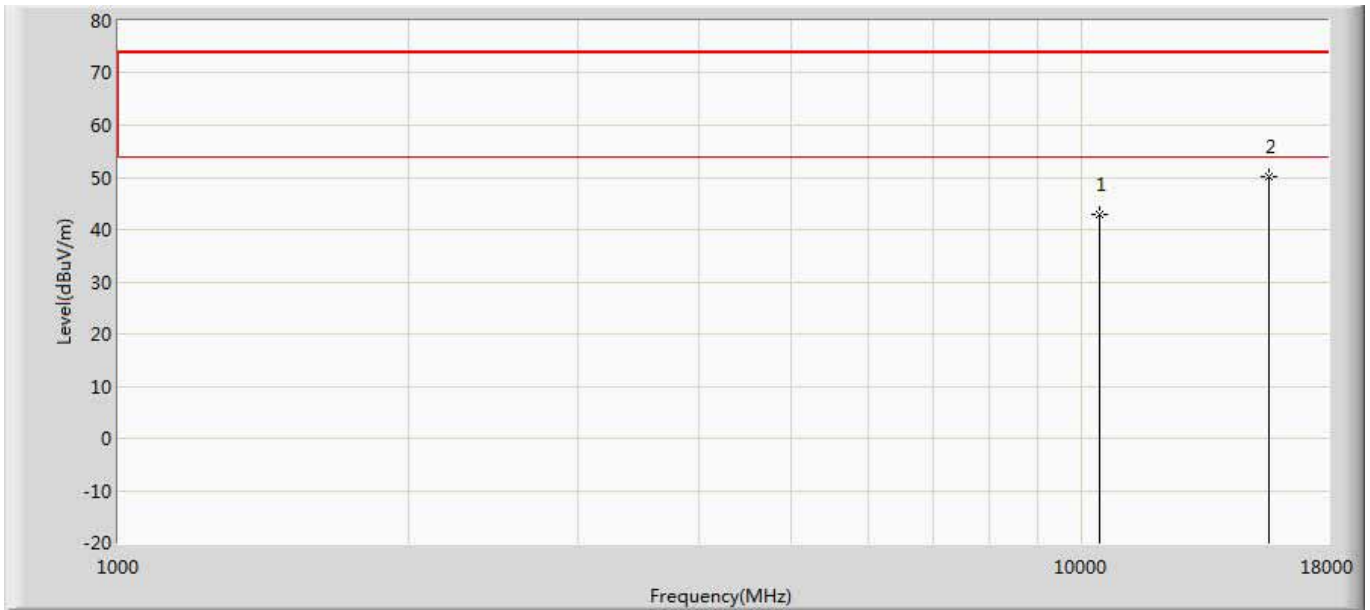
No	Mark	Frequency (MHz)	Measure Level (dBuV/m)	Reading Level (dBuV)	Over Limit (dB)	Limit (dBuV/m)	Factor (dB)	Type
1		10420.000	42.857	36.191	-31.143	74.000	6.665	PK
2	*	15630.000	49.767	33.147	-24.233	74.000	16.621	PK

Engineer: Eric	
Site: AC5	Time: 2018/01/23 - 03:32
Limit: FCC_Part15.209_RE(3m)	Margin: 0
Probe: Horn_3117_00167055(1-18GHz)	Polarity: Vertical
EUT: Wireless Access point	Power: AC 120V/60Hz
Note: Mode 6:Transmit at 5210MHz by 802.11ac80 Ant1+2	



No	Mark	Frequency (MHz)	Measure Level (dBuV/m)	Reading Level (dBuV)	Over Limit (dB)	Limit (dBuV/m)	Factor (dB)	Type
1		10420.000	43.555	36.889	-30.445	74.000	6.665	PK
2	*	15630.000	50.413	33.793	-23.587	74.000	16.621	PK

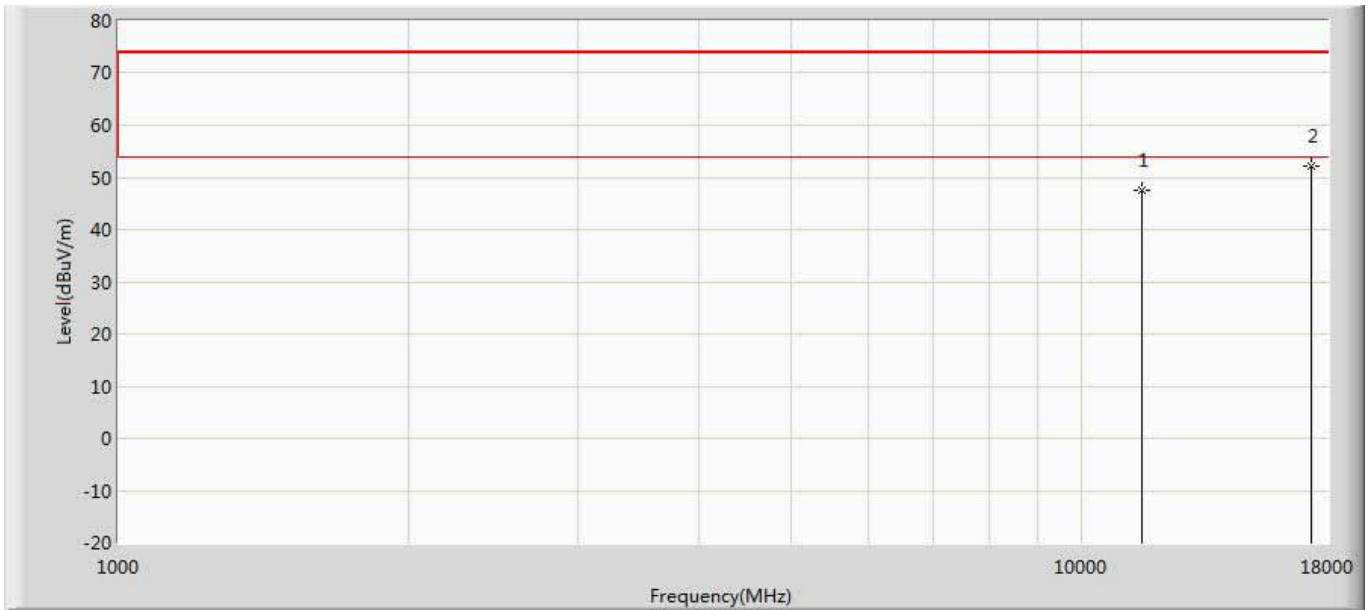
Engineer: Eric	
Site: AC5	Time: 2018/01/23 - 03:32
Limit: FCC_Part15.209_RE(3m)	Margin: 0
Probe: Horn_3117_00167055(1-18GHz)	Polarity: Horizontal
EUT: Wireless Access point	Power: AC 120V/60Hz
Note: Mode 6:Transmit at 5210MHz by 802.11ac80 Ant1+2	



No	Mark	Frequency (MHz)	Measure Level (dBuV/m)	Reading Level (dBuV)	Over Limit (dB)	Limit (dBuV/m)	Factor (dB)	Type
1		10420.000	43.004	36.338	-30.996	74.000	6.665	PK
2	*	15630.000	50.255	33.635	-23.745	74.000	16.621	PK

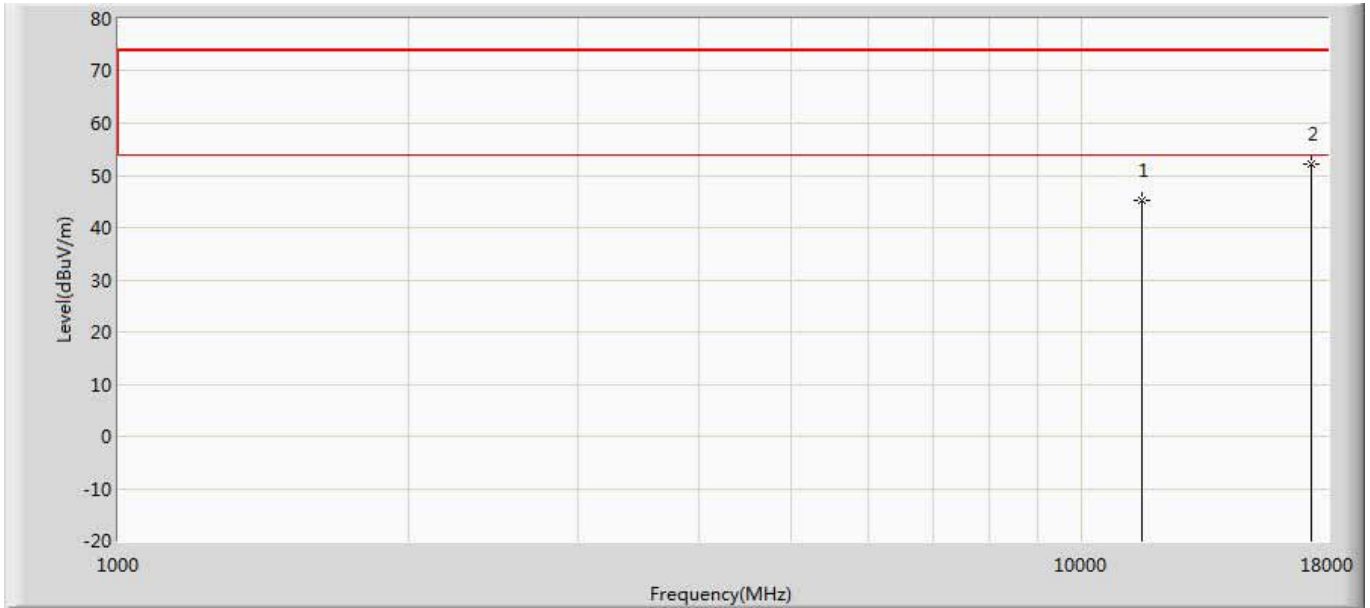


Engineer: Eric	
Site: AC5	Time: 2018/01/23 - 03:32
Limit: FCC_Part15.209_RE(3m)	Margin: 0
Probe: Horn_3117_00167055(1-18GHz)	Polarity: Vertical
EUT: Wireless Access point	Power: AC 120V/60Hz
Note: Mode 6:Transmit at 5775MHz by 802.11ac80 Ant1	



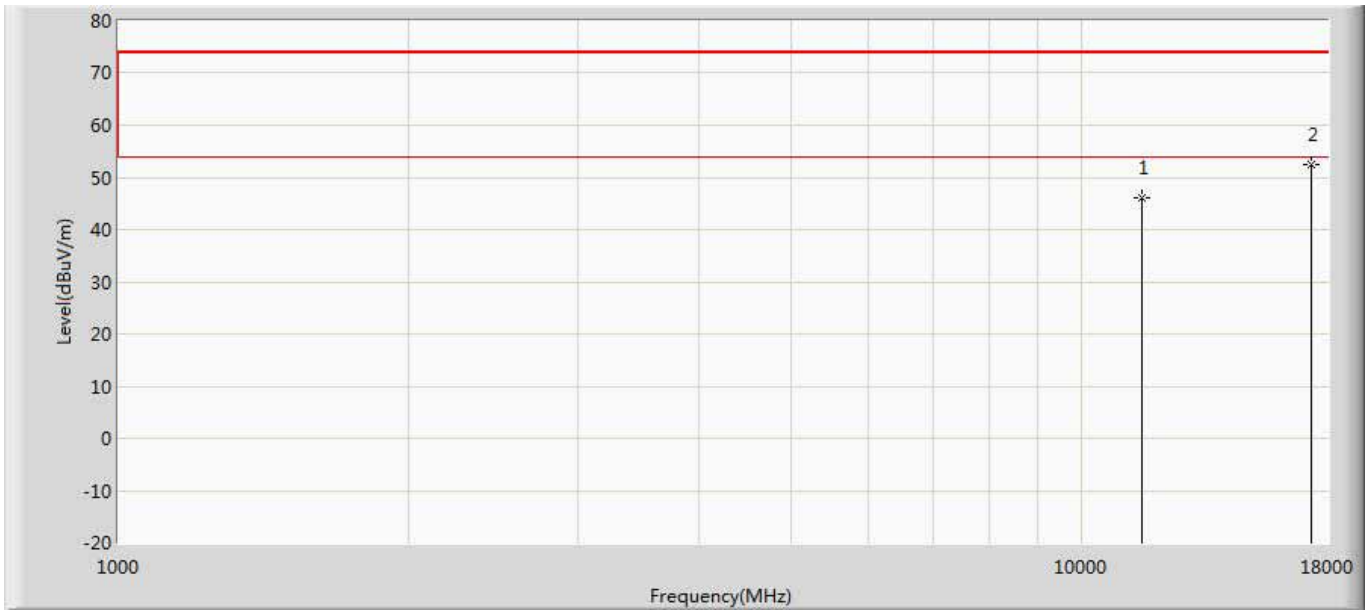
No	Mark	Frequency (MHz)	Measure Level (dBuV/m)	Reading Level (dBuV)	Over Limit (dB)	Limit (dBuV/m)	Factor (dB)	Type
1		11550.000	47.500	37.825	-26.500	74.000	9.674	PK
2	*	17325.000	52.305	34.013	-21.695	74.000	18.293	PK

Engineer: Eric	
Site: AC5	Time: 2018/01/23 - 03:32
Limit: FCC_Part15.209_RE(3m)	Margin: 0
Probe: Horn_3117_00167055(1-18GHz)	Polarity: Horizontal
EUT: Wireless Access point	Power: AC 120V/60Hz
Note: Mode 6:Transmit at 5775MHz by 802.11ac80 Ant1	



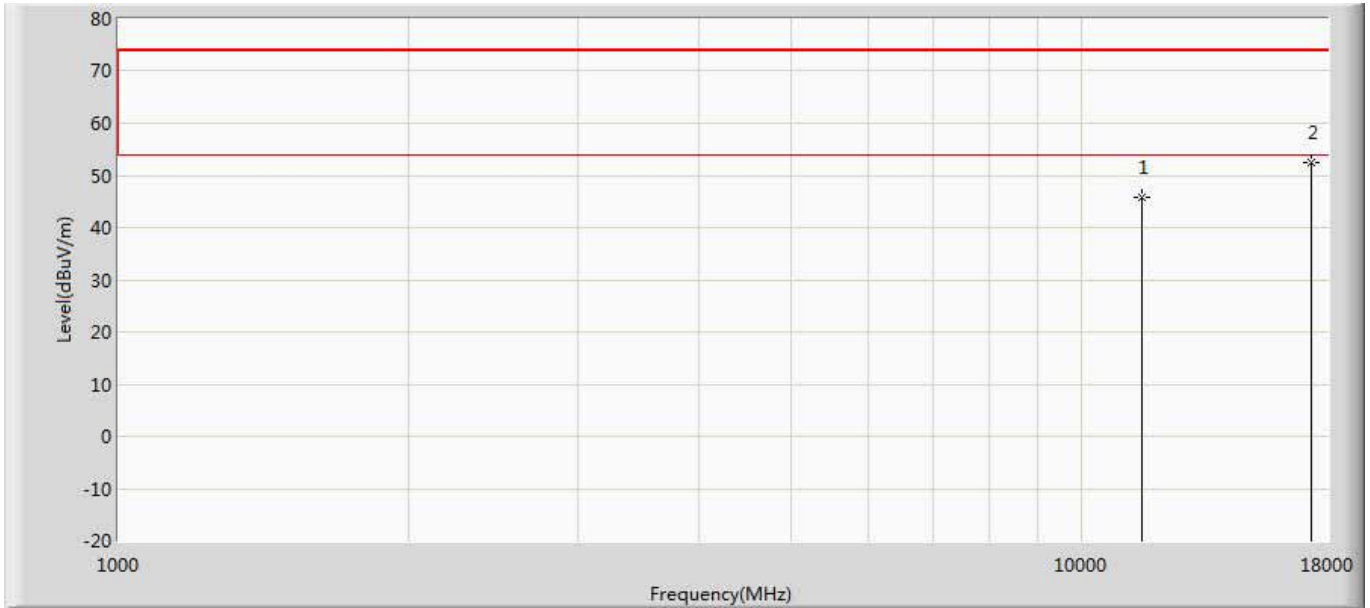
No	Mark	Frequency (MHz)	Measure Level (dBuV/m)	Reading Level (dBuV)	Over Limit (dB)	Limit (dBuV/m)	Factor (dB)	Type
1		11550.000	45.111	35.436	-28.889	74.000	9.674	PK
2	*	17325.000	52.123	33.831	-21.877	74.000	18.293	PK

Engineer: Eric	
Site: AC5	Time: 2018/01/23 - 03:32
Limit: FCC_Part15.209_RE(3m)	Margin: 0
Probe: Horn_3117_00167055(1-18GHz)	Polarity: Vertical
EUT: Wireless Access point	Power: AC 120V/60Hz
Note: Mode 6:Transmit at 5775MHz by 802.11ac80 Ant2	



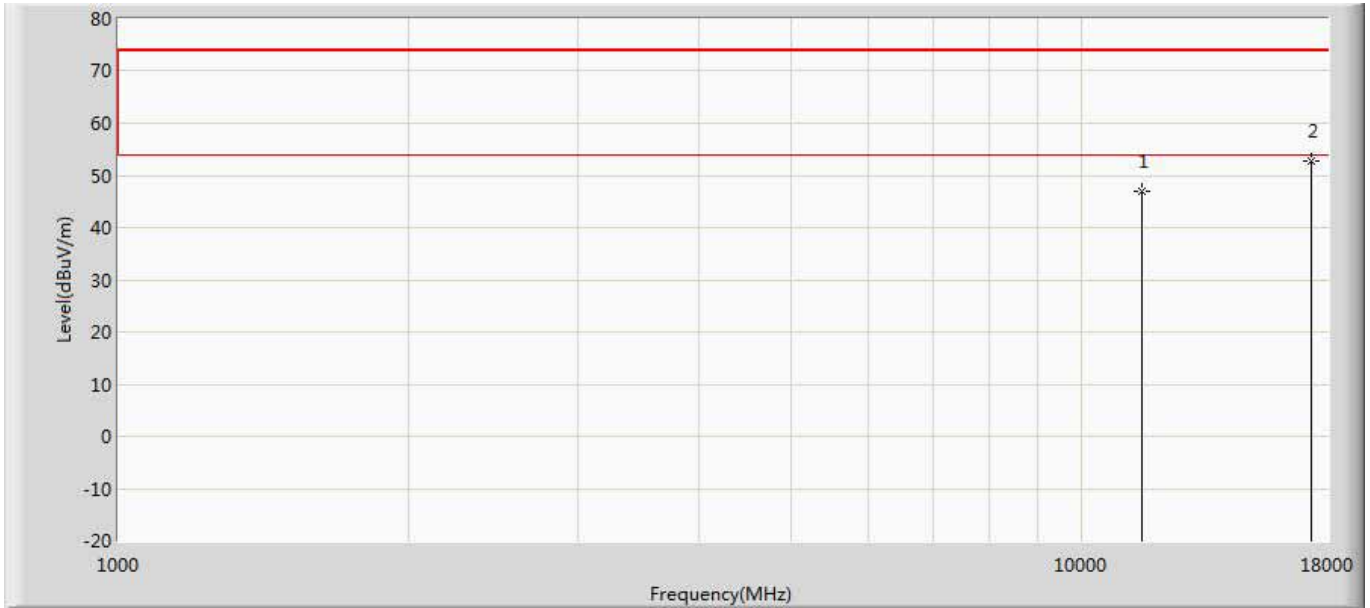
No	Mark	Frequency (MHz)	Measure Level (dBuV/m)	Reading Level (dBuV)	Over Limit (dB)	Limit (dBuV/m)	Factor (dB)	Type
1		11550.000	46.056	36.381	-27.944	74.000	9.674	PK
2	*	17325.000	52.444	34.152	-21.556	74.000	18.293	PK

Engineer: Eric	
Site: AC5	Time: 2018/01/23 - 03:32
Limit: FCC_Part15.209_RE(3m)	Margin: 0
Probe: Horn_3117_00167055(1-18GHz)	Polarity: Horizontal
EUT: Wireless Access point	Power: AC 120V/60Hz
Note: Mode 6:Transmit at 5775MHz by 802.11ac80 Ant2	



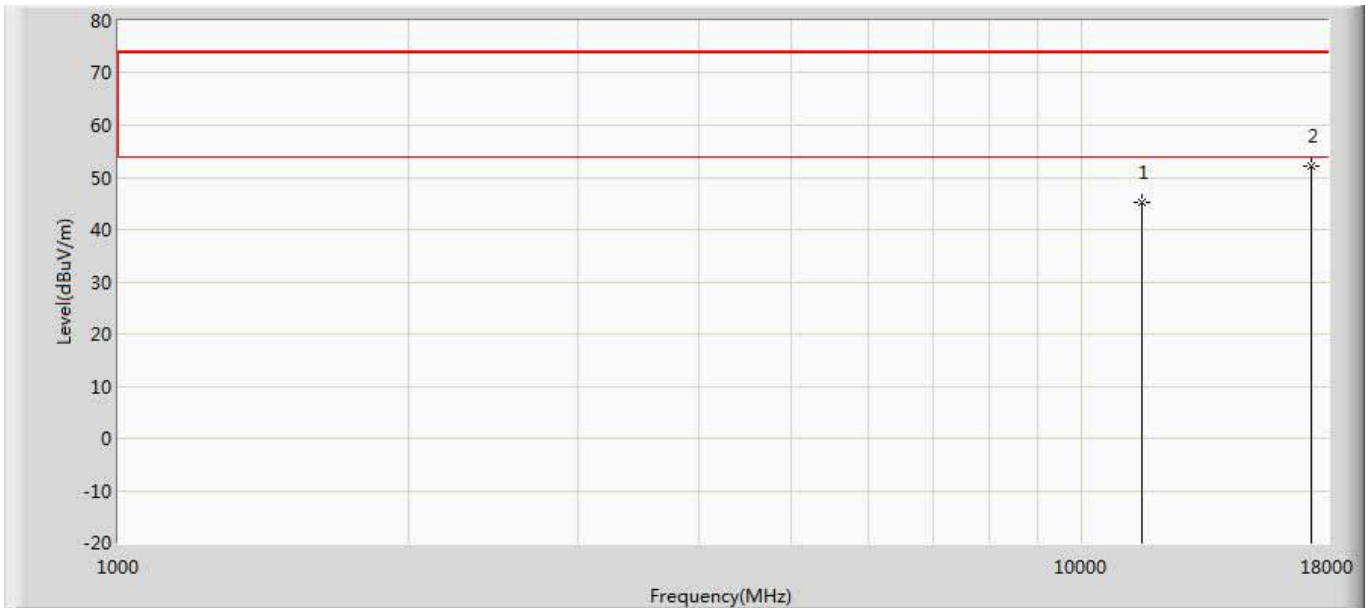
No	Mark	Frequency (MHz)	Measure Level (dBuV/m)	Reading Level (dBuV)	Over Limit (dB)	Limit (dBuV/m)	Factor (dB)	Type
1		11550.000	45.655	35.980	-28.345	74.000	9.674	PK
2	*	17325.000	52.539	34.247	-21.461	74.000	18.293	PK

Engineer: Eric	
Site: AC5	Time: 2018/01/23 - 03:32
Limit: FCC_Part15.209_RE(3m)	Margin: 0
Probe: Horn_3117_00167055(1-18GHz)	Polarity: Vertical
EUT: Wireless Access point	Power: AC 120V/60Hz
Note: Mode 6:Transmit at 5775MHz by 802.11ac80 Ant1+2	



No	Mark	Frequency (MHz)	Measure Level (dBuV/m)	Reading Level (dBuV)	Over Limit (dB)	Limit (dBuV/m)	Factor (dB)	Type
1		11550.000	47.008	37.333	-26.992	74.000	9.674	PK
2	*	17325.000	52.835	34.543	-21.165	74.000	18.293	PK

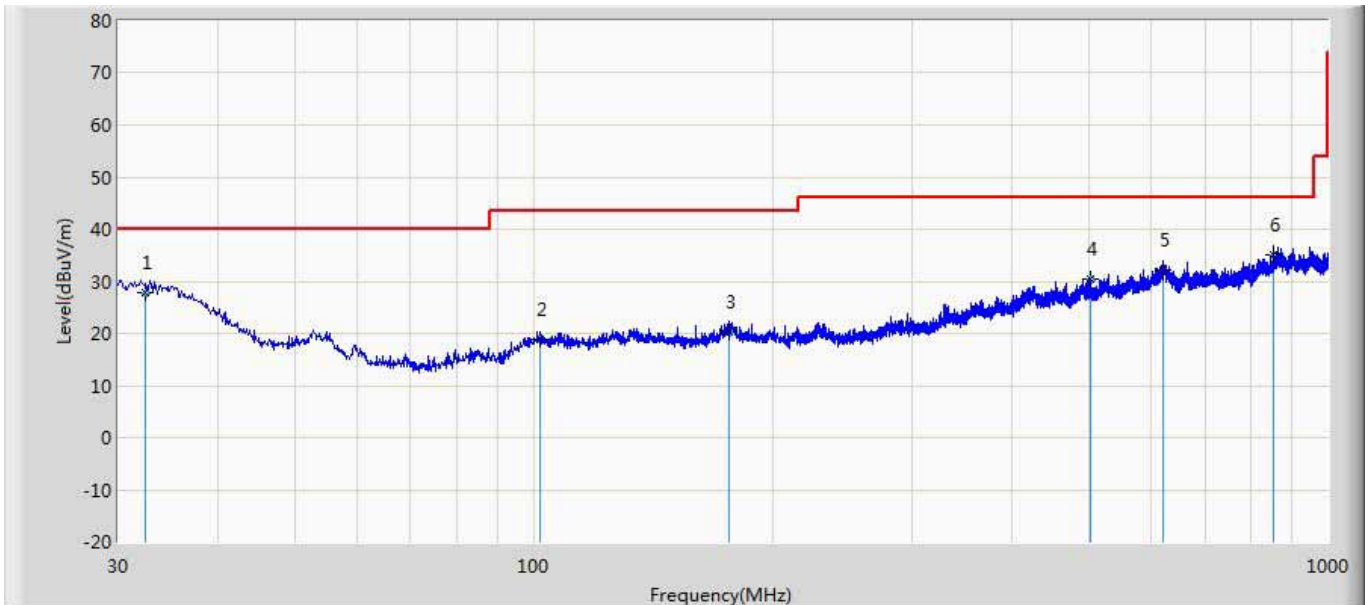
Engineer: Eric	
Site: AC5	Time: 2018/01/23 - 03:33
Limit: FCC_Part15.209_RE(3m)	Margin: 0
Probe: Horn_3117_00167055(1-18GHz)	Polarity: Horizontal
EUT: Wireless Access point	Power: AC 120V/60Hz
Note: Mode 6:Transmit at 5775MHz by 802.11ac80 Ant1+2	



No	Mark	Frequency (MHz)	Measure Level (dBuV/m)	Reading Level (dBuV)	Over Limit (dB)	Limit (dBuV/m)	Factor (dB)	Type
1		11550.000	45.228	35.553	-28.772	74.000	9.674	PK
2	*	17325.000	52.251	33.959	-21.749	74.000	18.293	PK

### The worst case of Radiated Emission Below 1G:

Engineer: CptJack	
Site: AC2	Time: 2017/12/05
Limit: FCC_Part15.109_RE(3m)_ClassB	Margin: 0
Probe: AC2_3M(30-1000M)	Polarity: Horizontal
EUT: Wireless Access point	Power: AC 120V/60Hz
Note: Mode 1:Transmit at channel 5745MHz by 802.11a with Ant1+2	

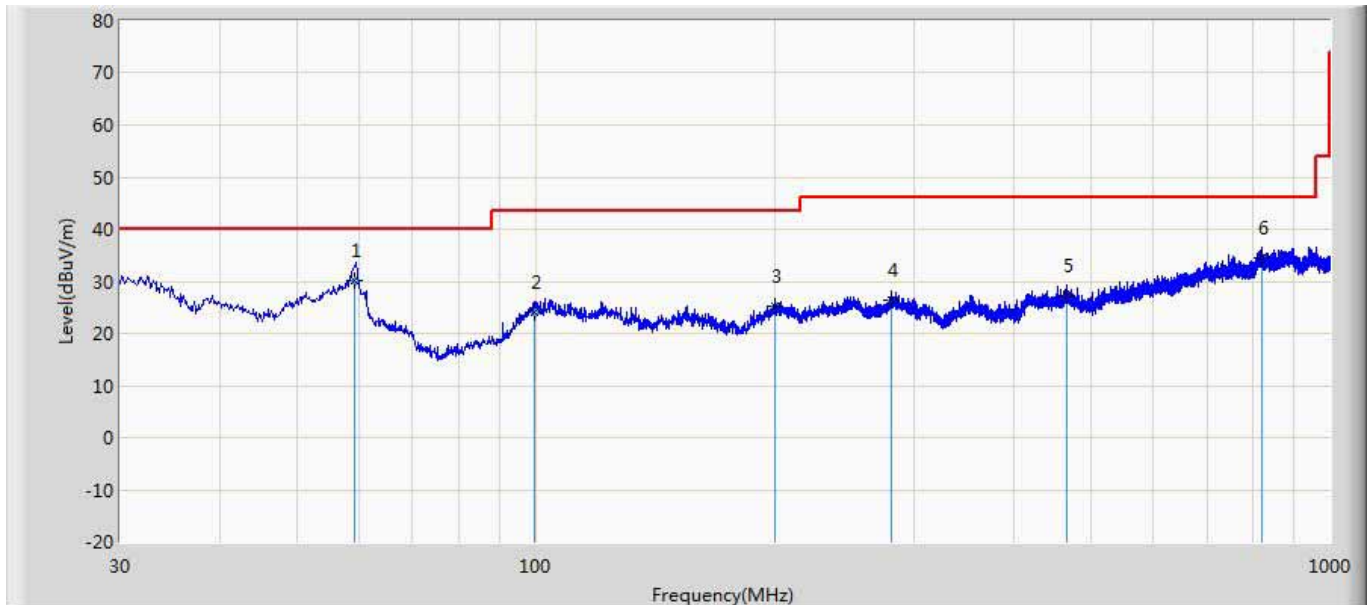


No	Mark	Frequency (MHz)	Measure Level (dBuV/m)	Reading Level (dBuV)	Over Limit (dB)	Limit (dBuV/m)	Probe (dB/m)	Cable (dB)	Amp (dB)	Ant Pos (cm)	Table Pos (deg)	Type
1		32.472	27.877	0.500	-12.123	40.000	20.731	6.645	0.000	100	355	QP
2		101.842	18.739	1.600	-24.761	43.500	10.252	6.886	0.000	200	66	QP
3		175.885	20.284	3.100	-23.216	43.500	9.896	7.289	0.000	187	360	QP
4		501.621	30.568	3.000	-15.432	46.000	19.522	8.046	0.000	100	5	QP
5		621.034	32.033	1.200	-13.967	46.000	22.273	8.560	0.000	200	149	QP
6	*	854.610	34.950	2.600	-11.050	46.000	23.210	9.140	0.000	100	124	QP

**Note:**

1. " \* ", means this data is the worst emission level.
2. Measurement Level = Reading Level + Factor(Probe+Cable-Amp).

Engineer: CptJack	
Site: AC2	Time: 2017/12/05
Limit: FCC_Part15.109_RE(3m)_ClassB	Margin: 0
Probe: AC2_3M(30-1000M)	Polarity: Vertical
EUT: Wireless Access point	Power: AC 120V/60Hz
Note: Mode 1	



No	Mark	Frequency (MHz)	Measure Level (dBuV/m)	Reading Level (dBuV)	Over Limit (dB)	Limit (dBuV/m)	Probe (dB/m)	Cable (dB)	Amp (dB)	Ant Pos (cm)	Table Pos (deg)	Type
1	*	59.154	30.152	13.600	-9.848	40.000	9.848	6.704	0.000	100	59	QP
2		99.719	23.958	2.056	-19.542	43.500	15.036	6.867	0.000	200	204	QP
3		200.114	25.294	1.724	-18.206	43.500	16.229	7.342	0.000	100	195	QP
4		280.987	26.247	1.158	-19.753	46.000	17.489	7.601	0.000	200	354	QP
5		466.621	27.342	0.600	-18.658	46.000	18.733	8.009	0.000	100	113	QP
6		822.732	34.529	1.743	-11.471	46.000	23.722	9.064	0.000	100	251	QP

Note:

1. " \* ", means this data is the worst emission level.
2. Measurement Level = Reading Level + Factor(Probe+Cable-Amp).