



# Test Report

## FCC Part15 Subpart C & RSS-247 Issue 2

Product Name : Wireless Access point  
Model No. : ATOM-AP30  
FCC ID : WBV-ATOM-AP30  
IC : 7774A-AP30

Applicant : Aerohive Networks, Inc  
Address : Aerohive Networks1011 McCarthy Boulevard  
Milpitas, CA 95035 United States

Date of Receipt : Dec. 20, 2017  
Test Date : Dec. 21, 2017~ Jan. 20, 2018  
Issued Date : Mar. 31, 2018  
Report No. : 17C2130R-RF-US-P06V01  
Report Version : V1.2

The test results relate only to the samples tested.

The test results shown in the test report are traceable to the national/international standard through the calibration of the equipment and evaluated measurement uncertainty herein.

This report must not be used to claim product endorsement by TAF, A2LA or any agency of the government.

The test report shall not be reproduced without the written approval of DEKRA Testing and Certification (Suzhou) Co., Ltd.

# Test Report Certification

Issued Date : Mar. 31, 2018  
Report No. : 17C2130R-RF-US-P06V01



Product Name : Wireless Access point  
 Applicant : Aerohive Networks, Inc  
 Address : Aerohive Networks1011 McCarthy Boulevard  
 Milpitas, CA 95035 United States  
 Manufacturer : Aerohive Networks, Inc  
 Address : Aerohive Networks1011 McCarthy Boulevard  
 Milpitas, CA 95035 United States  
 Model No. : ATOM-AP30  
 FCC ID : WBV-ATOM-AP30  
 IC : 7774A-AP30  
 EUT Voltage : DC 5V/2A, 10W  
 Test Voltage : AC 120V/60Hz  
 Brand Name : Aerohive  
 Applicable Standard : FCC CFR Title 47 Part 15 Subpart C  
 ANSI C63.10:2013;  
 KDB 558074 D01v04  
 KDB 662911 D01 Multiple Transmitter Output v02r01  
 RSS-Gen Issue 4 / RSS-247 Issue 2  
 Test Result : Complied  
 Performed Location : DEKRA Testing and Certification (Suzhou) Co., Ltd.  
 No.99 Hongye Rd., Suzhou Industrial Park, Suzhou, 215006,  
 Jiangsu, China  
 TEL: +86-512-6251-5088 / FAX: +86-512-6251-5098  
 FCC Designation Number: CN1199; ISED Lab Code: 4075B

Documented By : Kitty Li  
 ( Adm. Specialist: Kitty Li )

Reviewed By : Frank he  
 (Senior Engineer: Frank He)

Approved By : Harry Zhao  
 (Engineering Manager: Harry Zhao )

## TABLE OF CONTENTS

Description	Page
1. General Information.....	6
1.1. EUT Description.....	6
1.2. Working Frequency of Each Channel:.....	7
1.3. Antenna information.....	8
1.4. Mode of Operation.....	9
1.5. Tested System Details.....	9
1.6. Configuration of Tested System.....	10
2. Technical Test.....	12
2.1. Summary of Test Result.....	12
2.2. Test Frequency configuration:.....	14
2.3. Power setting parameter.....	15
2.4. Power vs Data Rate.....	16
2.5. Test Environment.....	17
2.6. Measurement Uncertainty.....	17
3. AC Power Line Conducted Emission.....	18
3.1. Test Equipment.....	18
3.2. Test Setup.....	18
3.3. Limit.....	19
3.4. Test Procedure.....	19
3.5. Test Result.....	20
4. Emissions in restricted frequency bands.....	20
4.1. Test Equipment.....	22
4.2. Test Setup.....	23
4.3. Limit.....	24
4.4. Test Procedure.....	27
4.5. EUT test Axis definition.....	28
4.6. Test Result.....	29
5. Emissions in non-restricted frequency bands.....	87
5.1. Test Equipment.....	87
5.2. Test Setup.....	88
5.3. Limit.....	89
5.4. Test Procedure.....	90
5.5. EUT test Axis definition.....	91
5.6. Test Result.....	92
6. Radiated Emission Band Edge.....	95
6.1. Test Equipment.....	95
6.2. Test Setup.....	95

6.3.	Limit.....	96
6.4.	Test Procedure.....	97
6.5.	EUT test definition.....	98
6.6.	Duty Cycle.....	99
6.7.	Test Result.....	100
7.	Occupied Bandwidth.....	100
7.1.	Test Equipment.....	272
7.2.	Test Setup.....	272
7.3.	Limit.....	273
7.4.	Test Procedure.....	273
7.5.	EUT test definition.....	274
7.6.	Test Result.....	275
8.	Fundamental emission output power.....	276
8.1.	Test Equipment.....	276
8.2.	Test Setup.....	276
8.3.	Limit.....	277
8.4.	Test Procedure.....	278
8.5.	EUT test definition.....	280
8.6.	Test Result.....	281
9.	Power Spectral Density.....	285
9.1.	Test Equipment.....	285
9.2.	Test Setup.....	285
9.3.	Limit.....	285
9.4.	Test Procedure.....	286
9.5.	EUT test definition.....	288
9.6.	Test Result.....	289

## History of This Test Report

REPORT NO.	VERSION	DESCRIPTION	ISSUED DATE
17C2130R-RF-US-P06V01	V1.0	Initial Issued Report	Mar. 23, 2018
17C2130R-RF-US-P06V01	V1.1	Modified IC ID	Mar. 28, 2018
17C2130R-RF-US-P06V01	V1.2	(1) Page 281-284, add EIRP table.  (2)Page 85-86, Simultaneous transmission data.	Mar. 31, 2018

## 1. General Information

### 1.1. EUT Description

Product Name	Wireless Access point
Brand Name	Aerohive
Model No.	ATOM-AP30
EUT Voltage	DC 5V/2A, 10W
Frequency Range	For 2.4GHz Band 802.11b/g/n(20MHz): 2412~2462MHz
Channel Number	For 2.4GHz Band 802.11b/g/n(20MHz): 11 802.11n(40MHz)/ac(40MHz): 7
Type of Modulation	802.11b: DSSS-DBPSK, DQPSK, CCK 802.11g/n: OFDM-BPSK, QPSK, 16QAM, 64QAM
Data Rate	802.11b: 1/2/5.5/11 Mbps 802.11g: 6/9/12/18/24/36/48/54 Mbps 802.11n: up to 288 Mbps
Channel Control	Auto

**1.2. Working Frequency of Each Channel:**

802.11b/g/n Working Frequency of Each Channel:							
Channel	Frequency	Channel	Frequency	Channel	Frequency	Channel	Frequency
01	2412 MHz	02	2417 MHz	03	2422 MHz	04	2427 MHz
05	2432 MHz	06	2437 MHz	07	2442 MHz	08	2447 MHz
09	2452 MHz	10	2457 MHz	11	2462 MHz	N/A	N/A

**1.3. Antenna information**

Model No.	N/A					
Antenna manufacturer	PEGATRON					
Antenna Delivery	<input checked="" type="checkbox"/>	1*TX+1*RX	<input checked="" type="checkbox"/>	2*TX+2*RX	<input type="checkbox"/>	3*TX+3*RX
Antenna technology	<input checked="" type="checkbox"/>	SISO				
	<input checked="" type="checkbox"/>	MIMO	<input type="checkbox"/>	Basic		
			<input checked="" type="checkbox"/>	CDD		
			<input type="checkbox"/>	Sectorized		
			<input type="checkbox"/>	Beam-forming		
Antenna Type	<input type="checkbox"/>	External	<input type="checkbox"/>	Dipole		
			<input type="checkbox"/>	Sectorized		
	<input checked="" type="checkbox"/>	Internal	<input checked="" type="checkbox"/>	PIFA		
			<input type="checkbox"/>	PCB		
			<input type="checkbox"/>	Ceramic Chip Antenna		
			<input type="checkbox"/>	Metal plate type F antenna		
	Antenna Technology	Ant Gain (dBi)			Directional Gain (dBi)	
					For Power	For PSD
<input checked="" type="checkbox"/> CDD	Ant1:1.9 Ant2: 1.6			1.9	4.9	



#### 1.4. Mode of Operation

Test Modes List
Mode 1: Transmit by 802.11b
Mode 2: Transmit by 802.11g
Mode 3: Transmit by 802.11n(20MHz)

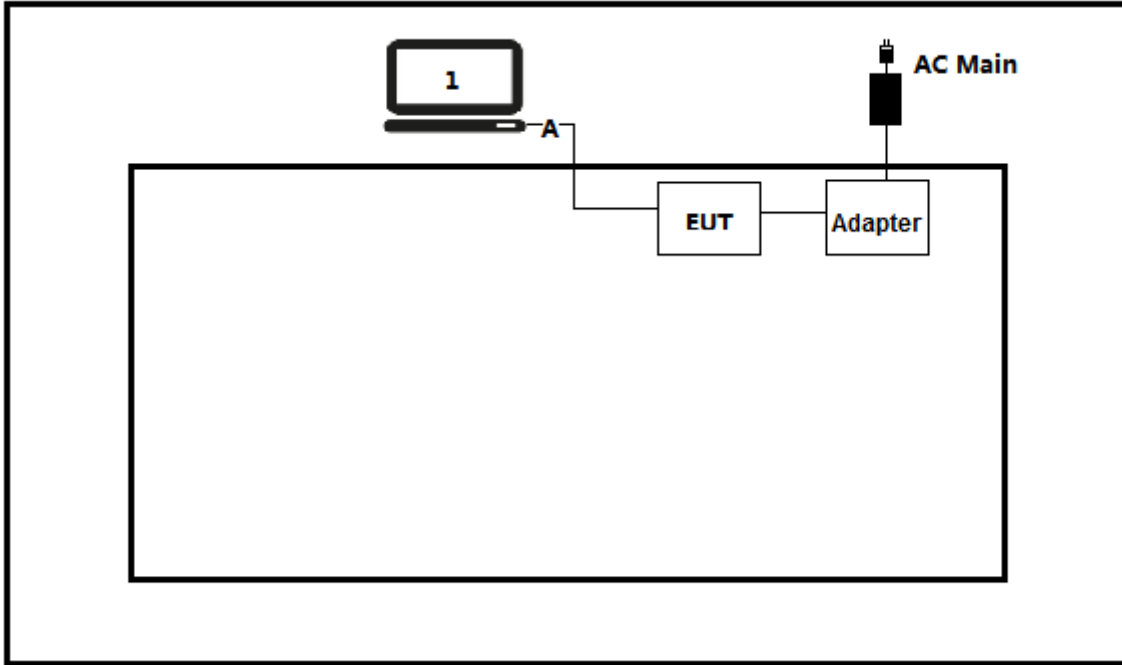
#### 1.5. Tested System Details

The types for all equipment, plus descriptions of all cables used in the tested system (including inserted cards) are:

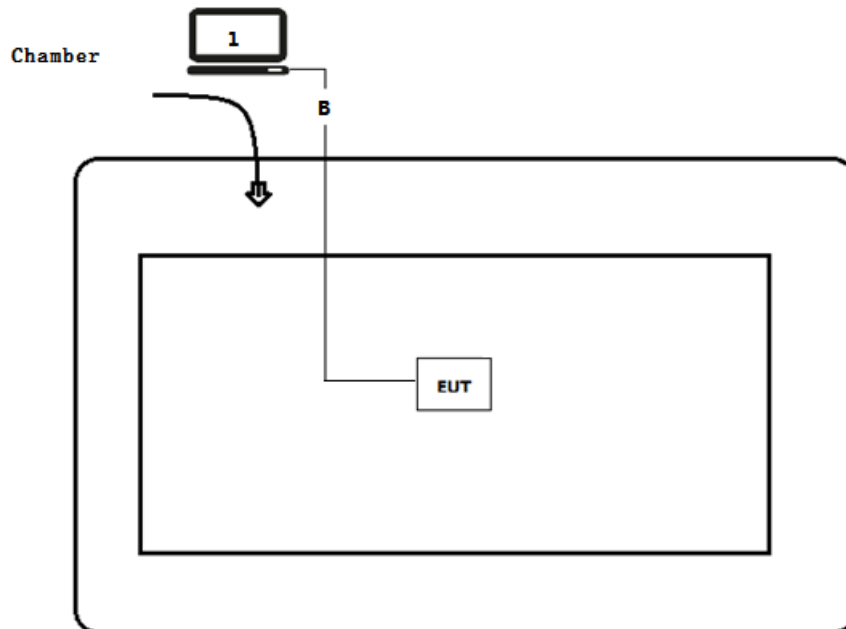
No.	Product	Manufacturer	Model No.	Serial No.	Power Cord
1	Notebook	Lenovo	Think pad x220	SUA0600195	Non-shielded
A	LAN cable	N/A	N/A	N/A	Shielded, 0.5m
B	LAN cable	N/A	N/A	N/A	Shielded, 10m

### 1.6. Configuration of Tested System

Test setup Diagram- AC Line Conducted Emission Test



Test setup Diagram- Radiated Emission



### 1.7. EUT Exercise Software

1	Setup the EUT and simulators as shown on above.
2	Turn on the power of equipment.
3	Run RF software [Mtool], and set the test mode and channel, then press OK to start to continue transmit.

## 2. Technical Test

### 2.2. Summary of Test Result

#### For FCC rule:

Performed Test Item	Normative References	Limit	Result
AC Power Line Conducted Emission	FCC CFR Title 47 Part 15 Subpart C: Section 15.207	FCC 15.207	PASS
Emissions in restricted frequency bands	FCC CFR Title 47 Part 15 Subpart C: Section 15.209	FCC 15.209	PASS
Emissions in non-restricted frequency bands	FCC CFR Title 47 Part 15 Subpart C: Section 15.247(d)	20dBc	PASS
Radiated Emission Band Edge	FCC CFR Title 47 Part 15 Subpart C: 15.247(d)	FCC 15.209	PASS
Occupied Bandwidth	FCC CFR Title 47 Part 15 Subpart C: Section 15.247(a)(2)	500kHz	PASS
Fundamental emission output power	FCC CFR Title 47 Part 15 Subpart C: Section 15.247(b)(3)	30dBm	PASS
Power Spectral Density	FCC CFR Title 47 Part 15 Subpart C: Section 15.247(e)	8dBm/3kHz	PASS
Antenna Requirement	FCC CFR Title 47 Part 15 Subpart C: Section 15.203	FCC 15.203	PASS

**For ISED rule:**

Performed Test Item	Normative References	Limit	Result
AC Power Line Conducted Emission	RSS-Gen Issue 4 Section 8.8	RSS-Gen	N/A
Emissions in restricted frequency bands	RSS-Gen Issue 4 Section 8.9	RSS-Gen	PASS
Emissions in non-restricted frequency bands	RSS-247 Issue 2 Section A5.5	20dBc	PASS
Radiated Emission Band Edge	RSS-247 Issue 2 Section A5.5	RSS-247	PASS
Occupied Bandwidth	RSS-Gen Issue 4 Section 6.6 RSS-247 Issue 2 Section A5.2(1)	500kHz	PASS
Fundamental emission output power	RSS-247 Issue 2 Section A5.4(4)	30dBm	PASS
Power Spectral Density	RSS-247 Issue 2 Section A5.2(2)	8dBm/3kHz	PASS
Antenna Requirement	RSS-Gen Issue 4 Section 8.3	RSS-Gen Issue 4	PASS

### 2.3. Test Frequency configuration:

Modulation Mode	Channel	Frequency	Channel	Frequency	Channel	Frequency
802.11b	01	2412 MHz	06	2437MHz	11	2462MHz
802.11g	01	2412 MHz	06	2437MHz	11	2462MHz
802.11n(20MHz)	01	2412 MHz	06	2437MHz	11	2462MHz

## 2.4. Power setting parameter

Test Software	QRCT			
Modulation Mode	Test Frequency	Ant 1	Ant 2	Ant 1+2
802.11b	2412	70	74	67
	2417	72	75	69
	2437	78	78	78
	2457	78	78	73
	2462	78	78	71
802.11g	2412	70	68	67
	2417	74	72	69
	2437	78	78	78
	2457	74	72	71
	2462	72	69	66
802.11n(20MHz)	2412	71	70	69
	2417	75	73	72
	2437	78	78	78
	2457	75	73	72
	2462	71	68	68

## 2.5. Power vs Data Rate

MCS Index for 802.11n	Spatial Streams	Data Rate (Mbps)			
		802.11b	802.11g	20MHz Bandwidth	
				800ns GI	400ns GI
0	1	1	6	6.5	7.2
1	1	2	9	13.0	14.4
2	1	5.5	12	19.5	21.7
3	1	11	18	26.0	28.9
4	1	---	24	39.0	43.3
5	1	---	36	52.0	57.8
6	1	---	48	58.5	65.0
7	1	---	54	65.0	72.2
8	2	---	---	13.0	14.4
9	2	---	---	26.0	28.9
10	2	---	---	39.0	43.3
11	2	---	---	52.0	57.8
12	2	---	---	78.0	86.7
13	2	---	---	104.0	115.6
14	2	---	---	117.0	130.0
15	2	---	---	130.0	144.0

Note 1: The EUT supports all data rate above. The blue form is the maximum power data rate

Note 2: The EUT has two spatial Streams



## 2.6. Test Environment

Items	Required (IEC 68-1)	Actual
Temperature (°C)	15-35	21
Humidity (%RH)	25-75	50
Barometric pressure (mbar)	860-1060	950-1000

## 2.7. Measurement Uncertainty

Test Items	Uncertainty
AC Power Line Conducted Emission	$\pm 2.02\text{dB}$
Radiated Emission	Below 1GHz $\pm 3.8\text{ dB}$
	Above 1GHz $\pm 3.9\text{ dB}$
RF Antenna Port Conducted Emission	$\pm 1.27\text{dB}$
Radiated Emission Band Edge	$\pm 3.9\text{dB}$
Occupied Bandwidth	$\pm 1\text{kHz}$
Power Spectral Density	$\pm 1.27\text{dB}$

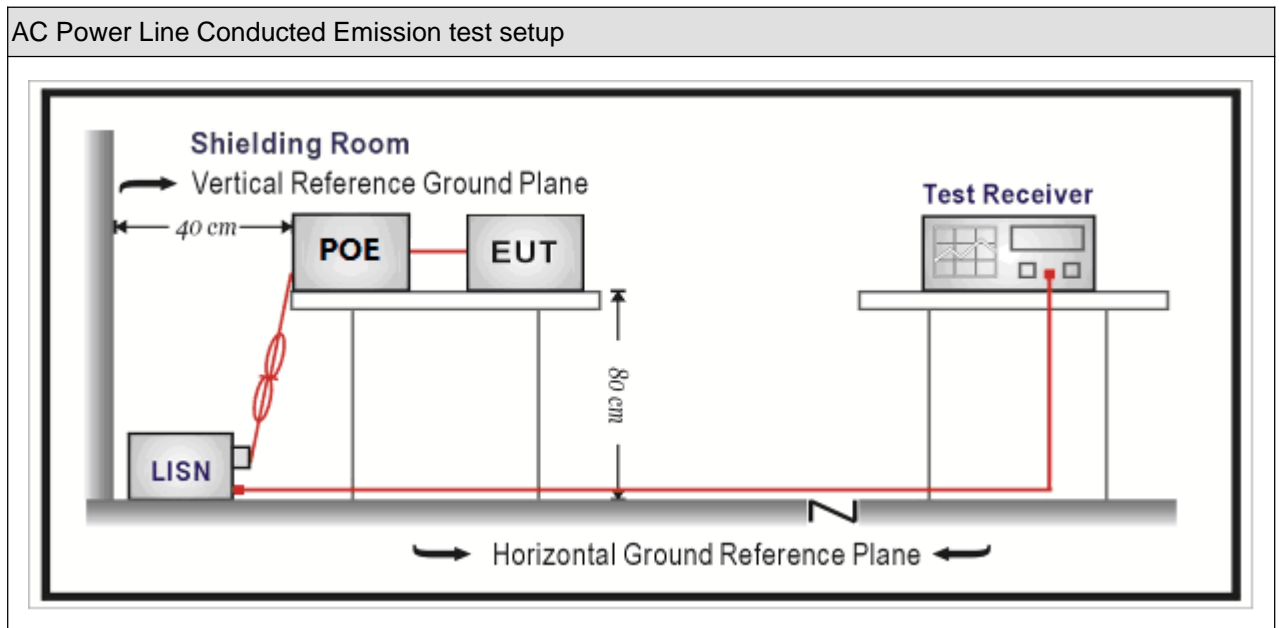
### 3. AC Power Line Conducted Emission

#### 3.2. Test Equipment

AC Power Line Conducted Emission / TR-1					
Instrument	Manufacturer	Type No.	Serial No.	Cal. Date	Cal. Due Date
EMI Test Receiver	R&S	ESCI	100726	2017.03.29	2018.03.28
Two-Line V-Network	R&S	ENV216	100043	2017.03.29	2018.03.28
Two-Line V-Network	R&S	ENV216	100044	2017.09.17	2018.09.16
50ohm Coaxial Switch	Anritsu	MP59B	6200464462	2017.03.02	2018.03.01
50ohm Termination	SHX	TF2	07081401	2017.09.17	2018.09.16
Temperature/Humidity Meter	zhichen	ZC1-2	TR1-TH	2018.01.04	2019.01.03

Note: All equipment are calibrated with traceable calibrations. Each calibration is traceable to the national or international standards.

#### 3.3. Test Setup



### 3.4. Limit

Frequency of Emission (MHz)	Conducted Limit	
	Quasi-peak (dB $\mu$ V)	Average (dB $\mu$ V)
0.15-0.5	66 to 56	56 to 46
0.5-5	56	46
5-30	60	50

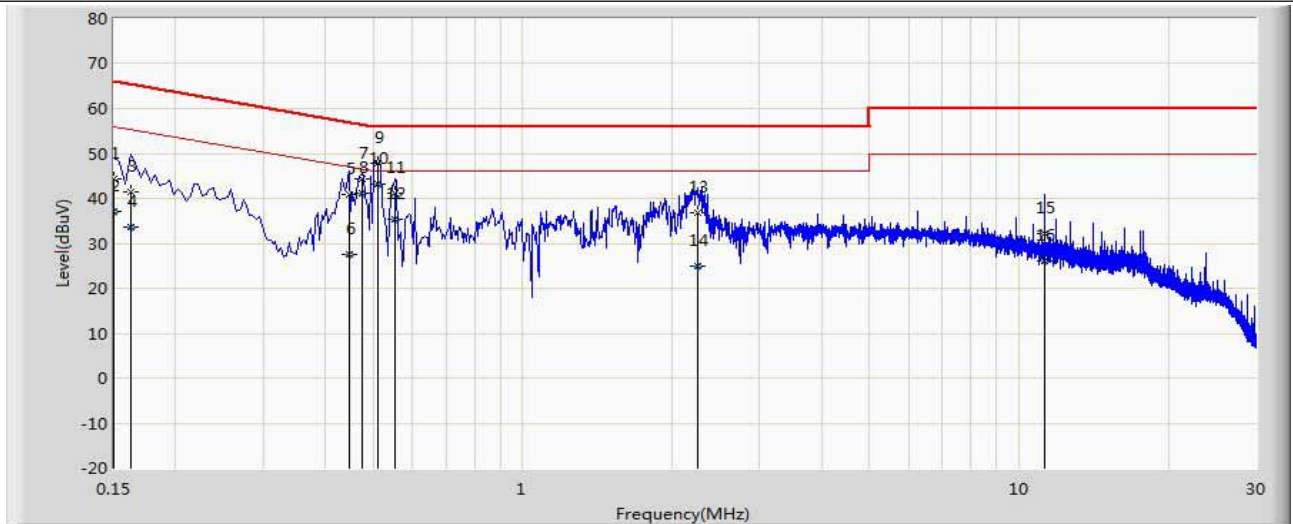
Note 1: The lower limit shall apply at the transition frequencies.  
 Note 2: The limit decreases linearly with the logarithm of the frequency in the range 0.15 MHz to 0.5 MHz.

### 3.5. Test Procedure

Test Method			
	References Rule	Chapter	Item
<input checked="" type="checkbox"/>	ANSI C63.10-2013	6.2	Standard test method for ac power-line conducted emissions from unlicensed wireless devices

### 3.6. Test Result

Engineer: Aaron	
Site: TR1	Time: 2017/12/26
Limit: FCC_Part15.107_CE_AC Power_ClassB	Margin: 0
Probe: ENV216_101190(0.009-30MHz)	Polarity: Line
EUT: Wireless Access point	Power: AC 120V/60Hz
Note: Mode 1:Transmit at channel 2412MHz by 802.11b	

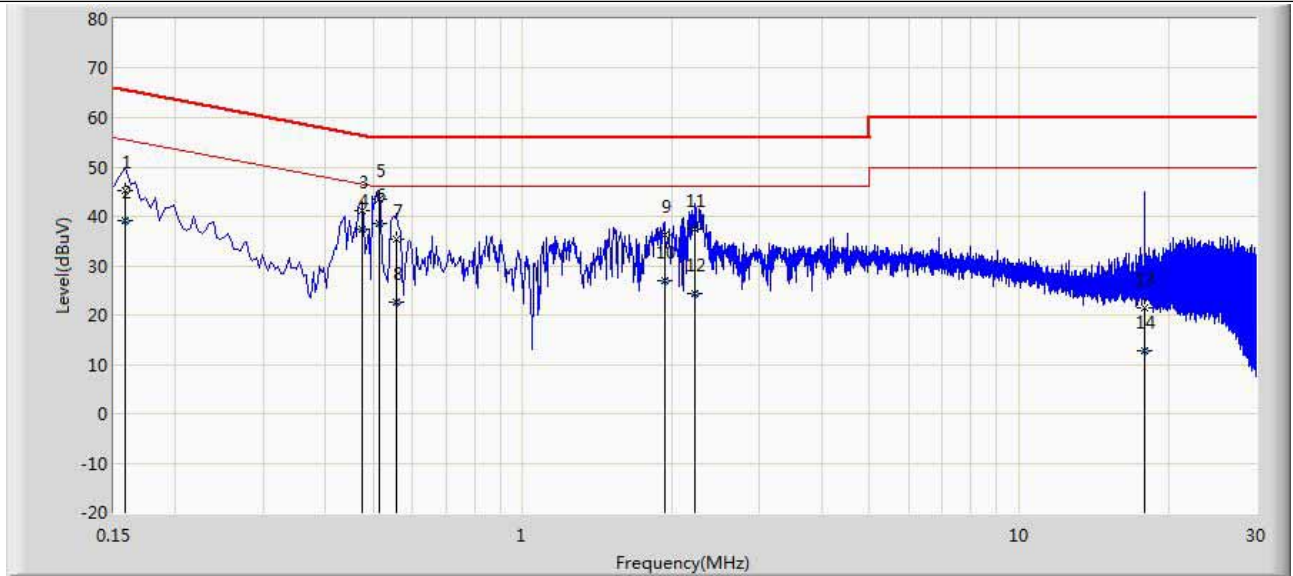


No	Mark	Frequency (MHz)	Measure Level (dBuV)	Reading Level (dBuV)	Over Limit (dB)	Limit (dBuV)	Probe (dB)	Cable (dB)	Amp (dB)	Type
1		0.150	44.485	34.850	-21.515	66.000	9.610	0.025	0.000	QP
2		0.150	36.969	27.334	-19.031	56.000	9.610	0.025	0.000	AV
3		0.162	41.594	31.961	-23.767	65.361	9.607	0.026	0.000	QP
4		0.162	33.553	23.919	-21.808	55.361	9.607	0.026	0.000	AV
5		0.446	40.883	31.243	-16.066	56.949	9.600	0.041	0.000	QP
6		0.446	27.423	17.782	-19.527	46.949	9.600	0.041	0.000	AV
7		0.474	44.292	34.651	-12.152	56.444	9.600	0.041	0.000	QP
8		0.474	41.155	31.514	-5.289	46.444	9.600	0.041	0.000	AV
9		0.510	47.826	38.226	-8.174	56.000	9.600	0.000	0.000	QP
10	*	0.510	43.132	33.532	-2.868	46.000	9.600	0.000	0.000	AV
11		0.554	41.168	31.524	-14.832	56.000	9.600	0.045	0.000	QP
12		0.554	35.399	25.754	-10.601	46.000	9.600	0.045	0.000	AV
13		2.254	36.668	26.960	-19.332	56.000	9.614	0.094	0.000	QP
14		2.254	24.948	15.241	-21.052	46.000	9.614	0.094	0.000	AV
15		11.250	32.184	22.167	-27.816	60.000	9.803	0.214	0.000	QP
16		11.250	26.094	16.077	-23.906	50.000	9.803	0.214	0.000	AV

Note: 1. " \* ", means this data is the worst emission level.

2. Measurement Level = Reading Level + Factor(Probe+Cable-Amp).

Engineer: Aaron	
Site: TR1	Time: 2017/12/26
Limit: FCC_Part15.107_CE_AC Power_ClassB	Margin: 0
Probe: ENV216_101190(0.009-30MHz)	Polarity: Neutral
EUT: Wireless Access point	Power: AC 120V/60Hz
Note: Mode 1:Transmit at channel 2412MHz by 802.11b	



No	Mark	Frequency (MHz)	Measure Level (dBuV)	Reading Level (dBuV)	Over Limit (dB)	Limit (dBuV)	Probe (dB)	Cable (dB)	Amp (dB)	Type
1		0.158	45.075	35.457	-20.493	65.568	9.592	0.026	0.000	QP
2		0.158	39.117	29.499	-16.452	55.568	9.592	0.026	0.000	AV
3		0.474	41.116	31.484	-15.328	56.444	9.590	0.041	0.000	QP
4		0.474	37.369	27.737	-9.075	46.444	9.590	0.041	0.000	AV
5		0.514	43.535	33.901	-12.465	56.000	9.590	0.043	0.000	QP
6	*	0.514	38.546	28.913	-7.454	46.000	9.590	0.043	0.000	AV
7		0.558	35.427	25.793	-20.573	56.000	9.590	0.045	0.000	QP
8		0.558	22.687	13.052	-23.313	46.000	9.590	0.045	0.000	AV
9		1.930	36.090	26.396	-19.910	56.000	9.609	0.086	0.000	QP
10		1.930	27.001	17.306	-18.999	46.000	9.609	0.086	0.000	AV
11		2.222	37.396	27.690	-18.604	56.000	9.613	0.093	0.000	QP
12		2.222	24.356	14.650	-21.644	46.000	9.613	0.093	0.000	AV
13		17.906	21.473	11.113	-38.527	60.000	10.088	0.272	0.000	QP
14		17.906	12.729	2.369	-37.271	50.000	10.088	0.272	0.000	AV

Note:

1. " \* ", means this data is the worst emission level.
2. Measurement Level = Reading Level + Factor(Probe+Cable-Amp).

## 4. Emissions in restricted frequency bands

### 4.2. Test Equipment

Radiated Emission(Below 1GHz) / AC-2					
Instrument	Manufacturer	Type No.	Serial No.	Cal. Date	Cal. Due Date
EMI Test Receiver	R&S	ESCI	100573	2017.03.29	2018.03.28
Loop Antenna	R&S	HFH2-Z2	833799/003	2017.11.16	2018.11.15
Bilog Antenna	Teseq GmbH	CBL6112D	27611	2017.10.16	2018.10.15
Coaxial Cable	Huber+Suhner	SUCOFLEX 106	AC2-C	2017.03.02	2018.03.01
Temperature/Humidity Meter	Zhichen	ZC1-2	AC2-TH	2018.01.03	2019.01.02

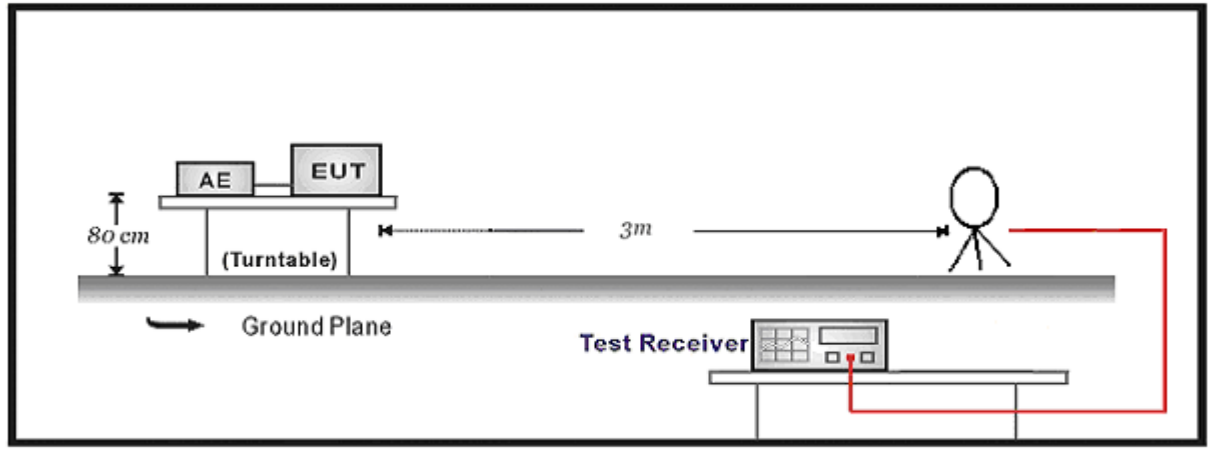
Note: All equipment are calibrated with traceable calibrations. Each calibration is traceable to the national or international standards.

Radiated Emission(Above 1GHz) / AC-5					
Instrument	Manufacturer	Type No.	Serial No.	Cal. Date	Cal. Due Date
Spectrum Analyzer	Agilent	E4446A	MY45300103	2018.01.04	2019.01.03
Preamplifier	Miteq	NSP1800-25	1364185	2017.05.06	2018.05.05
Preamplifier	QuieTek	AP-040G	CHM-0906001	2017.05.06	2018.05.05
DRG Horn	ETS-Lindgren	3117	00123988	2018.01.22	2019.01.21
Broad-Band Horn Antenna	Schwarzbeck	BBHA9170	294	2017.11.25	2018.11.24
Coaxial Cable	Huber+Suhner	SUCOFLEX 106	AC5-C1	2017.03.02	2018.03.01
Coaxial Cable	Huber+Suhner	SUCOFLEX 106	AC5-C2	2017.03.02	2018.03.01
Coaxial Cable	Huber+Suhner	SUCOFLEX 102	AC5-C3	2017.03.02	2018.03.01
EMI Receiver	Agilent	N9038A	MY51210196	2017.06.10	2018.06.09
Temperature/Humidity Meter	Zhichen	ZC1-2	AC5-TH	2018.01.04	2019.01.03

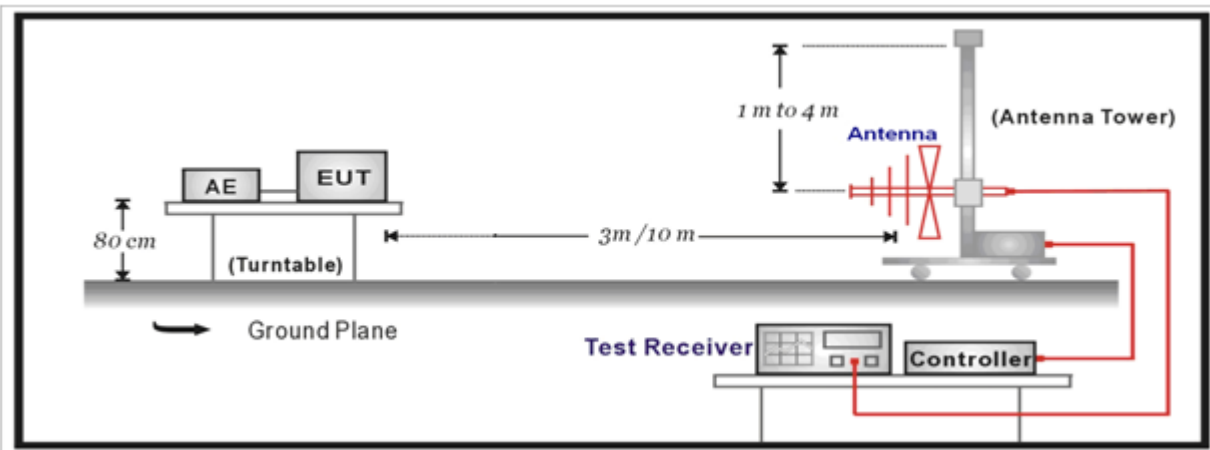
Note: All equipment are calibrated with traceable calibrations. Each calibration is traceable to the national or international standards.

### 4.3. Test Setup

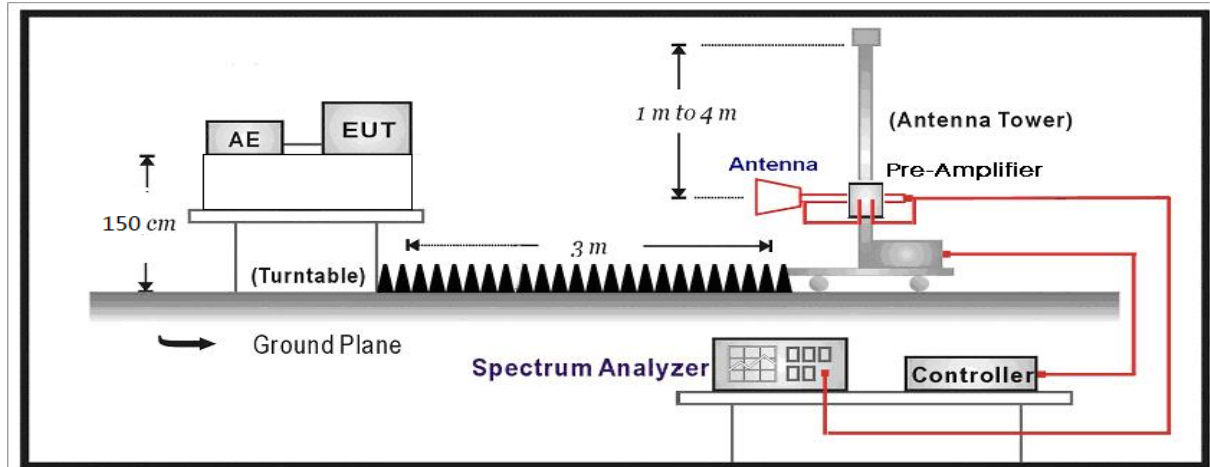
Below 30MHz Test Setup:



30MHz-1GHz Test Setup:



Above 1GHz Test Setup:



#### 4.4. Limit

##### For FCC

Restricted Bands of operation			
Frequency (MHz)	Frequency (MHz)	Frequency (MHz)	Frequency (GHz)
0.090 – 0.110	16.42 – 16.423	399.9 – 410	4.5 – 5.15
0.495 – 0.505	16.69475 – 16.69525	608 – 614	5.35 – 5.46
2.1735 – 2.1905	16.80425 – 16.80475	960 – 1240	7.25 – 7.75
4.125 – 4.128	25.5 – 25.67	1300 – 1427	8.025 – 8.5
4.17725 – 4.17775	37.5 – 38.25	1435 – 1626.5	9.0 – 9.2
4.20725 – 4.20775	73 – 74.6	1645.5 – 1646.5	9.3 – 9.5
6.215 – 6.218	74.8 – 75.2	1660 – 1710	10.6 – 12.7
6.26775 – 6.26825	108 – 121.94	1718.8 – 1722.2	13.25 – 13.4
6.31175 – 6.31225	123 – 138	2200 – 2300	14.47 – 14.5
8.291 – 8.294	149.9 – 150.05	2310 – 2390	15.35 – 16.2
8.362 – 8.366	156.52475 – 156.52525	2483.5 – 2500	17.7 – 21.4
8.37625 – 8.38675	156.7 – 156.9	2690 – 2900	22.01 – 23.12
8.81425 – 8.81475	162.0125 – 167.17	3260 – 3267	23.6 – 24.0
12.29 – 12.293	167.72 – 173.2	3332 – 3339	31.2 – 31.8
12.51975 – 12.52025	240 – 285	3345.8 – 3358	36.43 – 36.5
12.57675 – 12.57725	322 – 335.4	3600 – 4400	
13.36 – 13.41			



**For ISED:**

Restricted Bands of operation			
Frequency (MHz)	Frequency (MHz)	Frequency (MHz)	Frequency (GHz)
0.090-0.110	13.36-13.41	1645.5-1646.5	9.0-9.2
2.1735-2.1905	16.42-16.423	1660-1710	9.3-9.5
3.020-3.026	16.69475-16.69525	1718.8-1722.2	10.6-12.7
4.125-4.128	16.80425-16.80475	2200-2300	13.25-13.4
4.17725-4.17775	25.5-25.67	2310-2390	14.47-14.5
4.20725-4.20775	37.5-38.25	2655-2900	15.35-16.2
5.677-5.683	73-74.6	3260-3267	17.7-21.4
6.215-6.218	74.8-75.2	3332-3339	22.01-23.12
6.26775-6.26825	108-138	3345.8-3358	23.6-24.0
6.31175-6.31225	156.52475-156.52525	3500-4400	31.2-31.8
8.291-8.294	156.7-156.9	4500-5150	36.43-36.5
8.362-8.366	240-285	5350-5460	Above 38.6
8.37625-8.38675	322-335.4	7250-7750	
8.41425-8.41475	399.9-410	8025-8500	
12.29-12.293	608-614		
12.51975-12.52025	960-1427		
12.57675-12.57725	1435-1626.5		

Restricted Band Emissions Limit			
Frequency (MHz)	Field strength ( $\mu$ V/m)	Field strength (dB $\mu$ V/m)	Measurement distance (m)
0.009 - 0.49	2400/F(kHz)	48.5 – 13.8	300 <sub>(Note 1)</sub>
0.49 - 1.705	24000/F(kHz)	33.8 - 23	30 <sub>(Note 1)</sub>
1.705 - 30	30	29.5	30 <sub>(Note 1)</sub>
30 - 88	100	40	3 <sub>(Note 2)</sub>
88 - 216	150	43.5	3 <sub>(Note 2)</sub>
216 - 960	200	46	3 <sub>(Note 2)</sub>
Above 960	500	54	3 <sub>(Note 2)</sub>


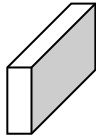


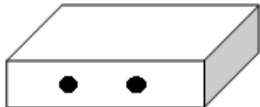
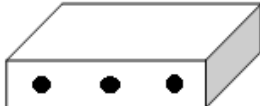
Note 1: At frequencies below 30 MHz, measurements may be performed at a distance closer than that specified in the regulations; however, an attempt should be made to avoid making measurements in the near field. Pending the development of an appropriate measurement procedure for measurements performed below 30 MHz, when performing measurements at a closer distance than specified, the results shall be extrapolated to the specified distance by either making measurements at a minimum of two distances on at least one radial to determine the proper extrapolation factor or by using the square of an inverse linear distance extrapolation factor (40 dB/decade).

Note 2: At frequencies at or above 30 MHz, measurements may be performed at a distance other than what is specified provided: measurements are not made in the near field except where it can be shown that near field measurements are appropriate due to the characteristics of the device; and it can be demonstrated that the signal levels needed to be measured at the distance employed can be detected by the measurement equipment. Measurements shall not be performed at a distance greater than 30 meters unless it can be further demonstrated that measurements at a distance of 30 meters or less are impractical. When performing measurements at a distance other than that specified, the results shall be extrapolated to the specified distance using an extrapolation factor of 20 dB/decade (inverse linear-distance for field strength measurements; inverse-linear-distance-squared for power density measurements).

#### 4.5. Test Procedure

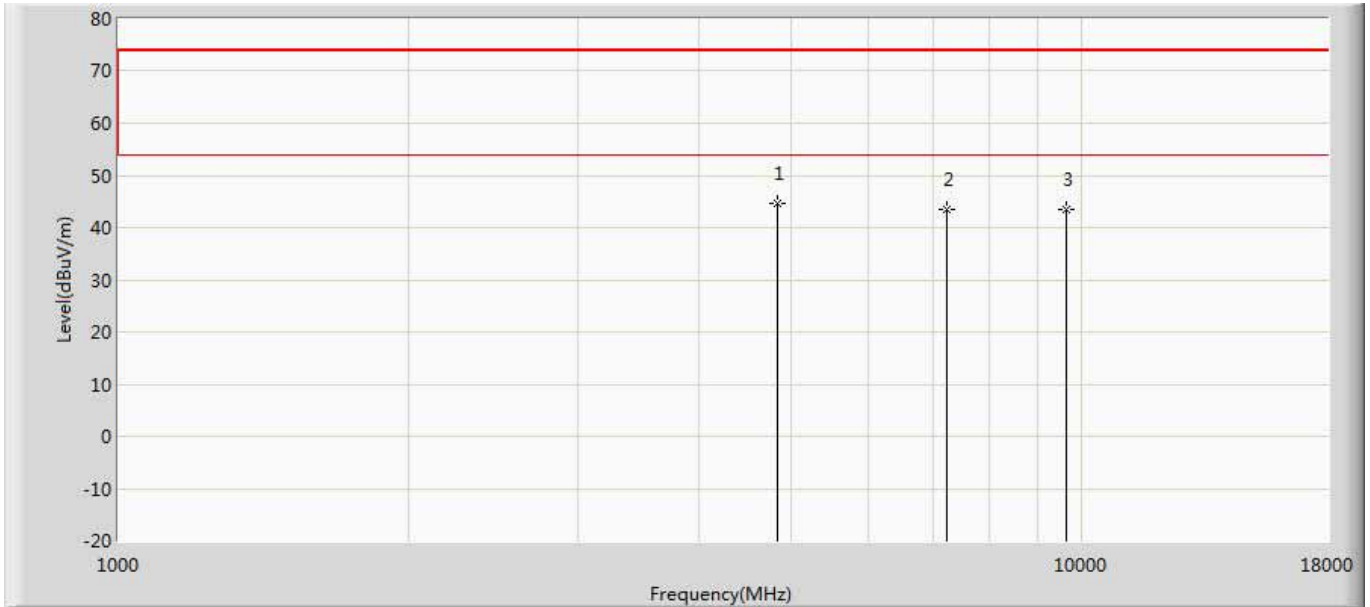
Test Method			
	References Rule	Chapter	Description
<input type="checkbox"/>	ANSI C63.10	11.11	Emissions in non-restricted frequency bands
	<input type="checkbox"/> ANSI C63.10	11.11.2	Reference level measurement
	<input type="checkbox"/> ANSI C63.10	11.11.3	Emission level measurement
<input checked="" type="checkbox"/>	ANSI C63.10	11.12	Emissions in restricted frequency bands
	<input checked="" type="checkbox"/> ANSI C63.10	11.12.1	Radiated emission measurements
	<input checked="" type="checkbox"/> ANSI C63.10	11.12.2.7	Radiated spurious emission test
	<input checked="" type="checkbox"/> ANSI C63.10	6.4	Radiated emissions from unlicensed wireless devices below 30 MHz
	<input checked="" type="checkbox"/> ANSI C63.10	6.5	Radiated emissions from unlicensed wireless devices in the frequency range of 30 MHz to 1000 MHz
	<input checked="" type="checkbox"/> ANSI C63.10	6.6	Radiated emissions from unlicensed wireless devices above 1 GHz
<input type="checkbox"/>	ANSI C63.10	11.12.2	Antenna-port conducted measurements
	<input type="checkbox"/> ANSI C63.10	11.12.2.3	Quasi-peak measurement procedure
	<input type="checkbox"/> ANSI C63.10	11.12.2.4	Peak power measurement procedure
	<input type="checkbox"/> ANSI C63.10	11.12.2.5	Average power measurement procedures
	<input type="checkbox"/> ANSI C63.10	11.12.2.5.1	Trace averaging with continuous EUT transmission at full power
	<input type="checkbox"/> ANSI C63.10	11.12.2.5.2	Trace averaging across ON and OFF times of the EUT transmissions followed by duty cycle correction
	<input type="checkbox"/> ANSI C63.10	11.12.2.5.3	Reduced VBW averaging across ON and OFF times of the EUT transmissions with max hold

**4.6. EUT test Axis definition**

Item	Emissions in restricted frequency bands			
Device Category	<input type="checkbox"/>	Fixed point-to-point		
	<input type="checkbox"/>	Emit multiple directional beams, simultaneously or sequentially		
	<input checked="" type="checkbox"/>	Other cases		
Test mode	Mode 1~3			
Test method	<input checked="" type="checkbox"/>	Radiated		
		X Axis	Y Axis	Z Axis
				
		Worst Axis <input checked="" type="checkbox"/>	Worst Axis <input type="checkbox"/>	Worst Axis <input type="checkbox"/>
	<input type="checkbox"/>	Conducted		
	<input type="checkbox"/>	Chain 1		
				
	<input type="checkbox"/>	Chain 1	Chain 2	
				
	<input type="checkbox"/>	Chain 1	Chain 2	Chain 3
				

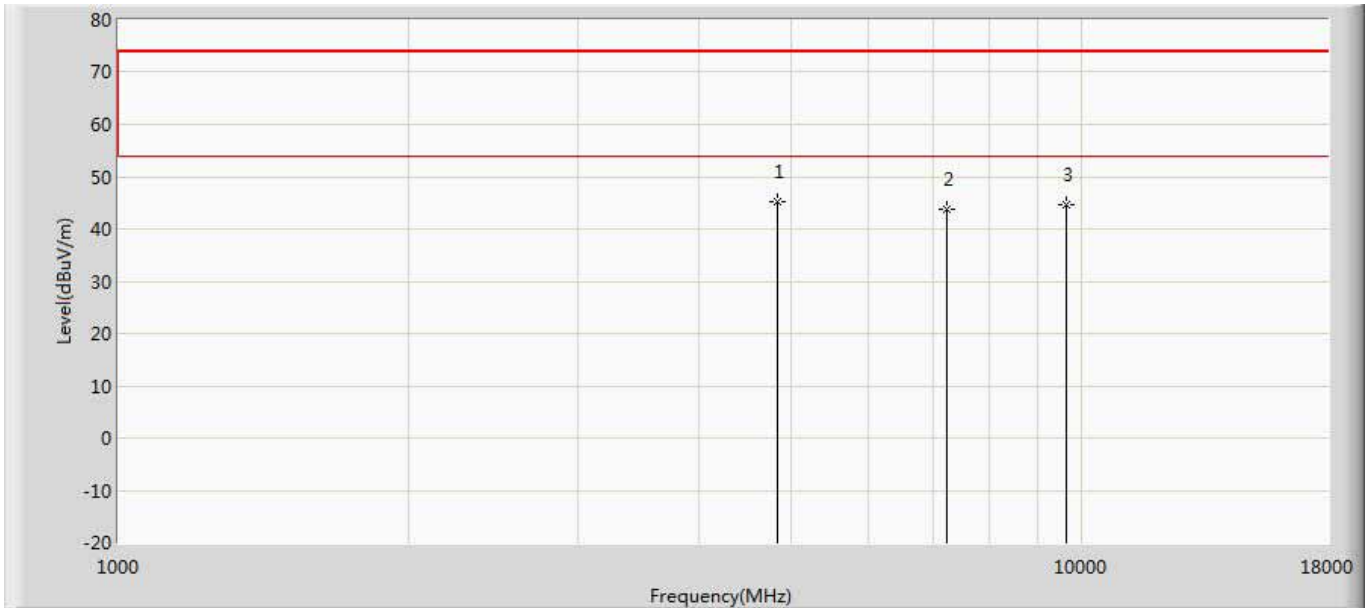
### 4.7. Test Result

Engineer: Eric	
Site: AC5	Time: 2018/01/15 - 22:18
Limit: FCC_Part15.209_RE(3m)	Margin: 0
Probe: Horn_3117_00167055(1-18GHz)	Polarity: Horizontal
EUT: Wireless Access point	Power: AC 120V/60Hz
Note: Mode 1:Transmit at 2412MHz by 802.11b Ant1	



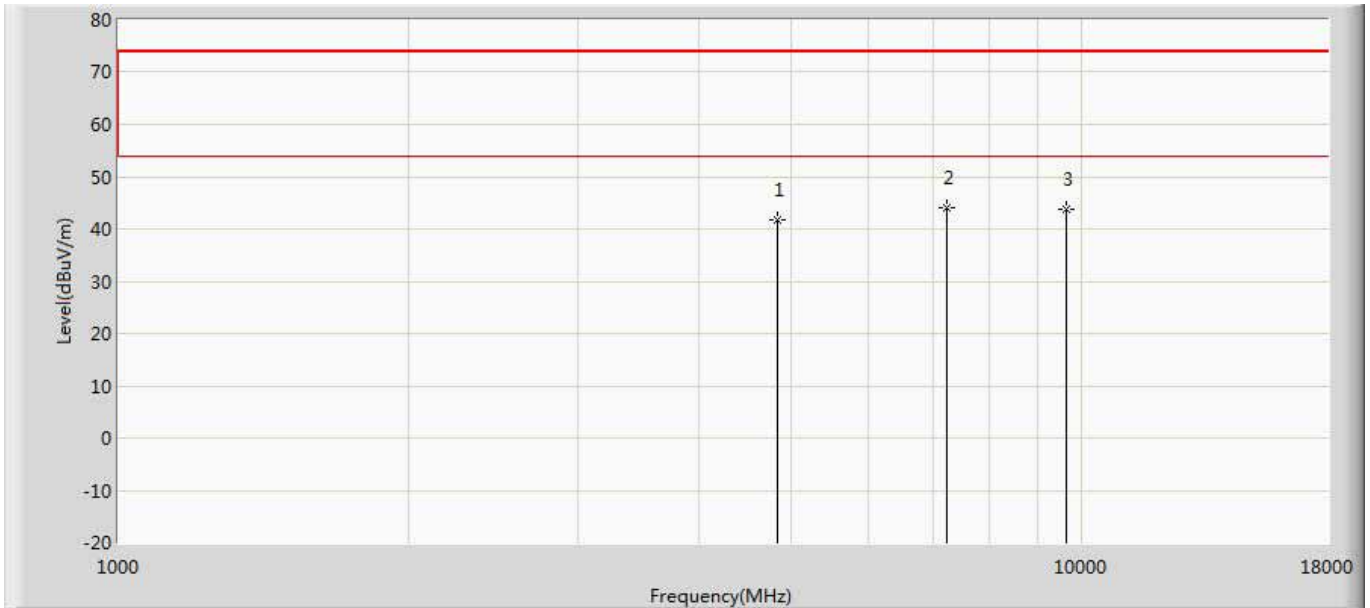
No	Mark	Frequency (MHz)	Measure Level (dBuV/m)	Reading Level (dBuV)	Over Limit (dB)	Limit (dBuV/m)	Factor (dB)	Type
1	*	4825.000	44.707	45.212	-29.293	74.000	-0.505	PK
2		7236.000	43.492	40.084	-30.508	74.000	3.407	PK
3		9648.000	43.547	38.551	-30.453	74.000	4.996	PK

Engineer: Eric	
Site: AC5	Time: 2018/01/15 - 22:18
Limit: FCC_Part15.209_RE(3m)	Margin: 0
Probe: Horn_3117_00167055(1-18GHz)	Polarity: Vertical
EUT: Wireless Access point	Power: AC 120V/60Hz
Note: Mode 1:Transmit at 2412MHz by 802.11b Ant1	



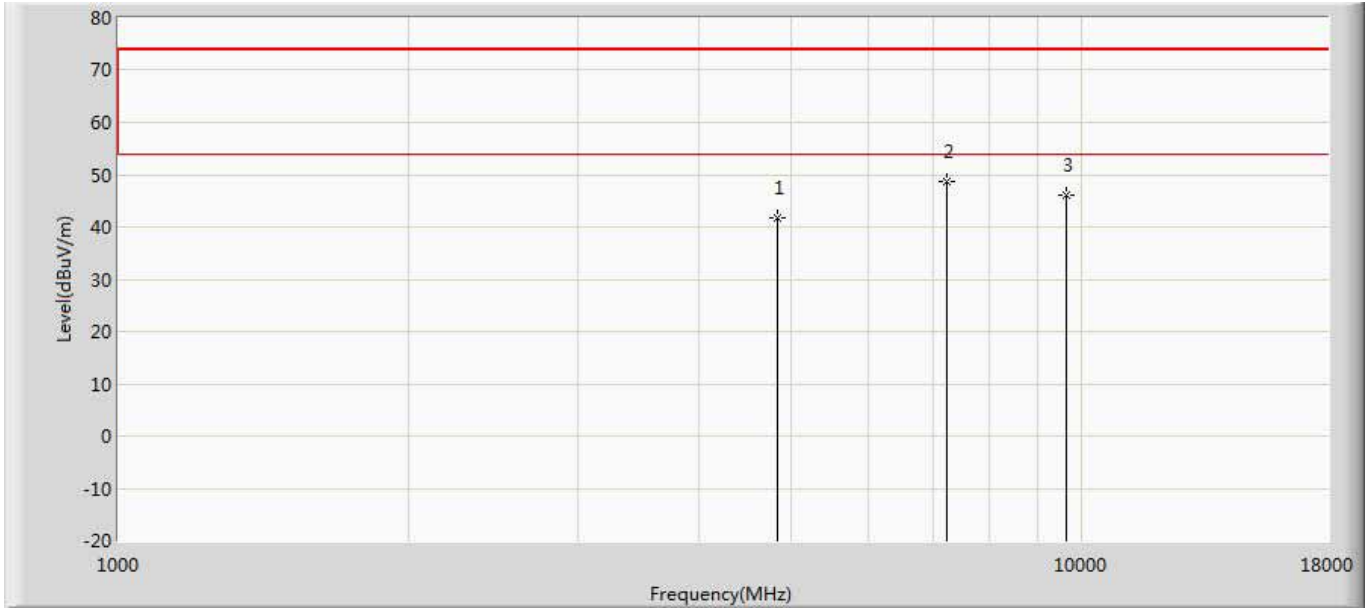
No	Mark	Frequency (MHz)	Measure Level (dBuV/m)	Reading Level (dBuV)	Over Limit (dB)	Limit (dBuV/m)	Factor (dB)	Type
1	*	4825.000	45.279	45.784	-28.721	74.000	-0.505	PK
2		7236.000	43.893	40.485	-30.107	74.000	3.407	PK
3		9648.000	44.546	39.550	-29.454	74.000	4.996	PK

Engineer: Eric	
Site: AC5	Time: 2018/01/15 - 22:18
Limit: FCC_Part15.209_RE(3m)	Margin: 0
Probe: Horn_3117_00167055(1-18GHz)	Polarity: Horizontal
EUT: Wireless Access point	Power: AC 120V/60Hz
Note: Mode 1:Transmit at 2412MHz by 802.11b Ant2	



No	Mark	Frequency (MHz)	Measure Level (dBuV/m)	Reading Level (dBuV)	Over Limit (dB)	Limit (dBuV/m)	Factor (dB)	Type
1		4824.000	41.793	42.299	-32.207	74.000	-0.505	PK
2	*	7236.000	44.199	40.791	-29.801	74.000	3.407	PK
3		9648.000	43.652	38.656	-30.348	74.000	4.996	PK

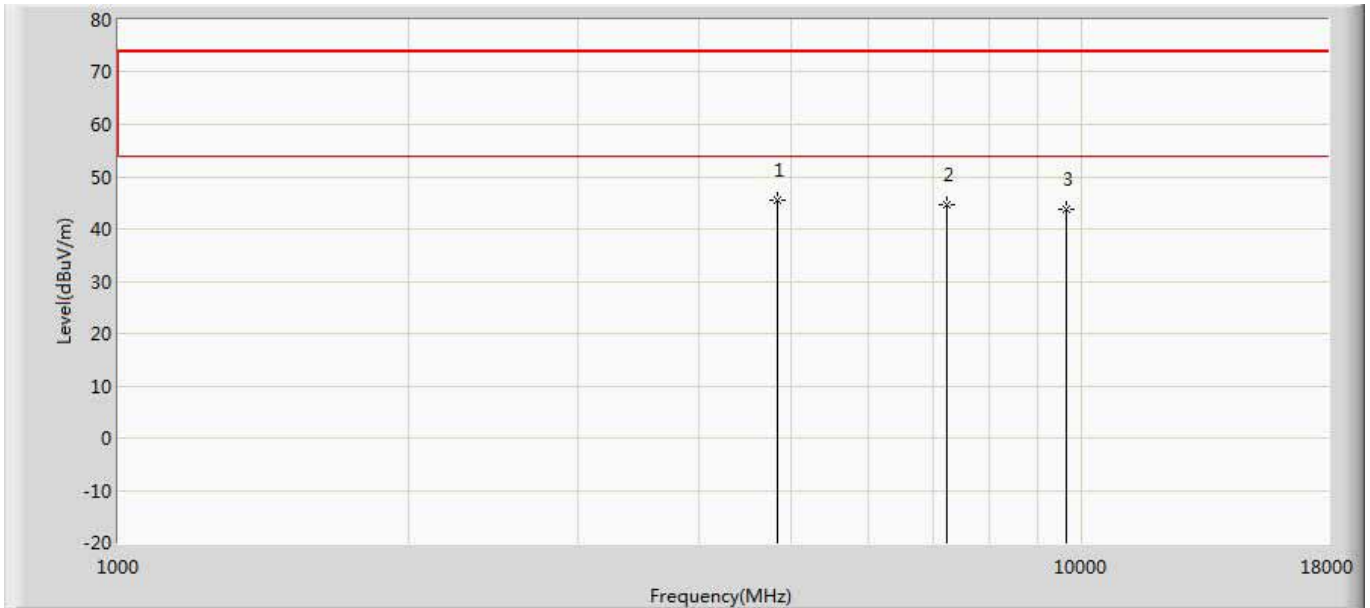
Engineer: Eric	
Site: AC5	Time: 2018/01/15 - 22:18
Limit: FCC_Part15.209_RE(3m)	Margin: 0
Probe: Horn_3117_00167055(1-18GHz)	Polarity: Vertical
EUT: Wireless Access point	Power: AC 120V/60Hz
Note: Mode 1:Transmit at 2412MHz by 802.11b Ant2	



No	Mark	Frequency (MHz)	Measure Level (dBuV/m)	Reading Level (dBuV)	Over Limit (dB)	Limit (dBuV/m)	Factor (dB)	Type
1		4824.000	41.832	42.338	-32.168	74.000	-0.505	PK
2	*	7239.000	48.623	45.247	-25.377	74.000	3.376	PK
3		9644.500	46.063	41.011	-27.937	74.000	5.051	PK

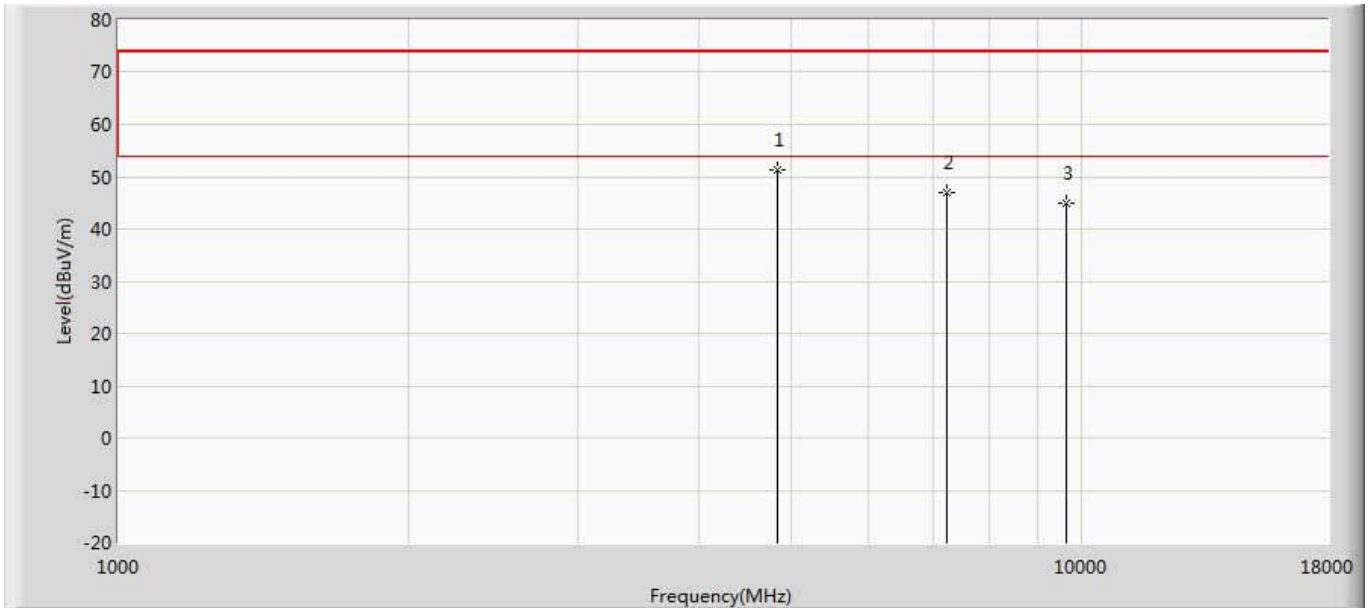


Engineer: Eric	
Site: AC5	Time: 2018/01/15 - 22:18
Limit: FCC_Part15.209_RE(3m)	Margin: 0
Probe: Horn_3117_00167055(1-18GHz)	Polarity: Horizontal
EUT: Wireless Access point	Power: AC 120V/60Hz
Note: Mode 1:Transmit at 2412MHz by 802.11b Ant1+2	



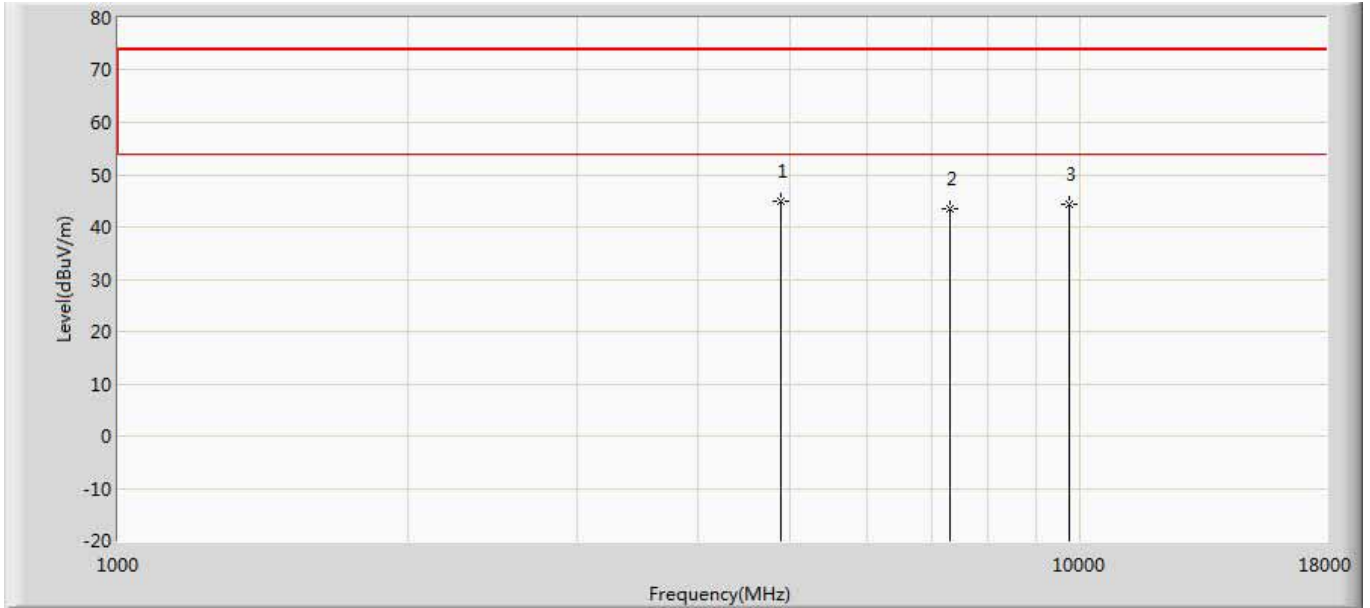
No	Mark	Frequency (MHz)	Measure Level (dBuV/m)	Reading Level (dBuV)	Over Limit (dB)	Limit (dBuV/m)	Factor (dB)	Type
1	*	4825.000	45.604	46.109	-28.396	74.000	-0.505	PK
2		7236.000	44.742	41.334	-29.258	74.000	3.407	PK
3		9648.000	43.758	38.762	-30.242	74.000	4.996	PK

Engineer: Eric	
Site: AC5	Time: 2018/01/15 - 22:18
Limit: FCC_Part15.209_RE(3m)	Margin: 0
Probe: Horn_3117_00167055(1-18GHz)	Polarity: Vertical
EUT: Wireless Access point	Power: AC 120V/60Hz
Note: Mode 1:Transmit at 2412MHz by 802.11b Ant1+2	



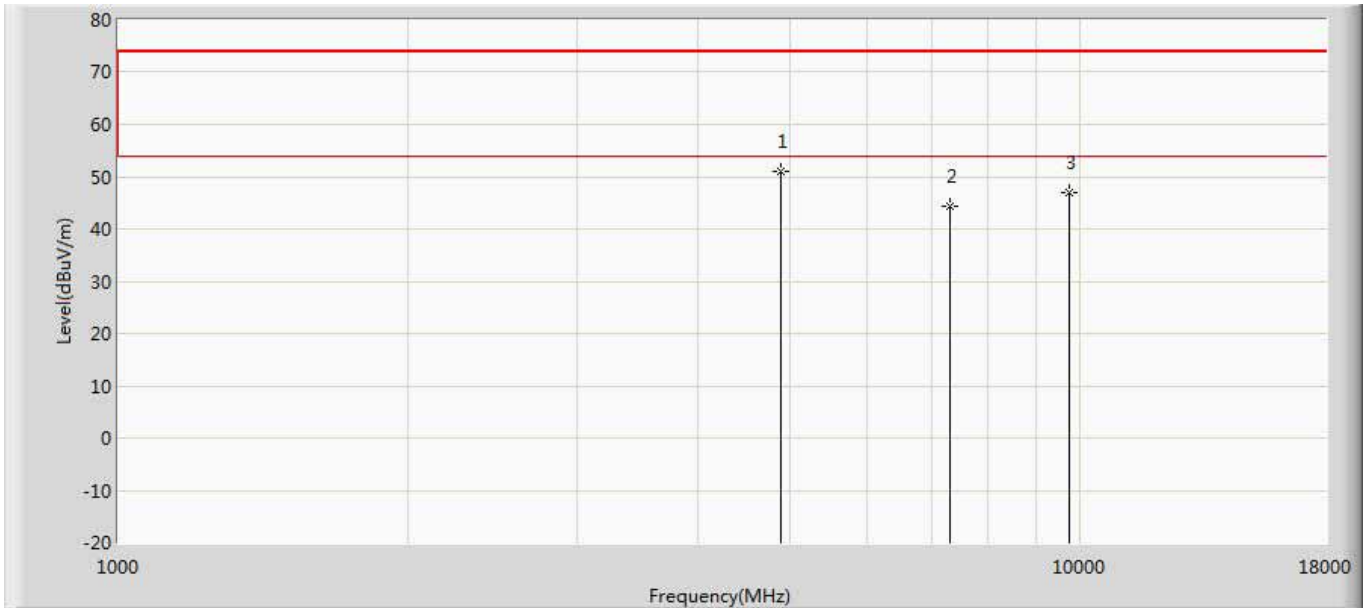
No	Mark	Frequency (MHz)	Measure Level (dBuV/m)	Reading Level (dBuV)	Over Limit (dB)	Limit (dBuV/m)	Factor (dB)	Type
1	*	4825.000	51.302	51.807	-22.698	74.000	-0.505	PK
2		7239.000	47.097	43.721	-26.903	74.000	3.376	PK
3		9648.000	44.989	39.993	-29.011	74.000	4.996	PK

Engineer: Eric	
Site: AC5	Time: 2018/01/15 - 22:17
Limit: FCC_Part15.209_RE(3m)	Margin: 0
Probe: Horn_3117_00167055(1-18GHz)	Polarity: Horizontal
EUT: Wireless Access point	Power: AC 120V/60Hz
Note: Mode 1:Transmit at 2437MHz by 802.11b Ant1	



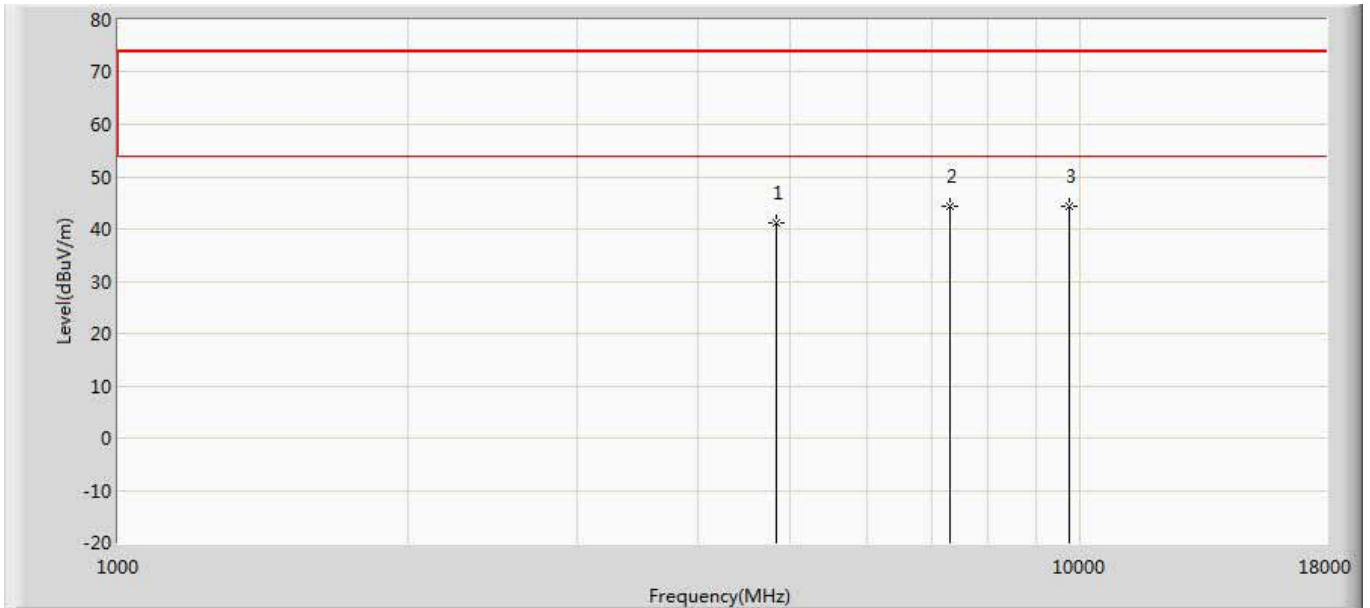
No	Mark	Frequency (MHz)	Measure Level (dBuV/m)	Reading Level (dBuV)	Over Limit (dB)	Limit (dBuV/m)	Factor (dB)	Type
1	*	4876.000	44.990	45.400	-29.010	74.000	-0.410	PK
2		7311.000	43.430	39.558	-30.570	74.000	3.872	PK
3		9748.000	44.329	39.328	-29.671	74.000	5.002	PK

Engineer: Eric	
Site: AC5	Time: 2018/01/15 - 22:17
Limit: FCC_Part15.209_RE(3m)	Margin: 0
Probe: Horn_3117_00167055(1-18GHz)	Polarity: Vertical
EUT: Wireless Access point	Power: AC 120V/60Hz
Note: Mode 1:Transmit at 2437MHz by 802.11b Ant1	



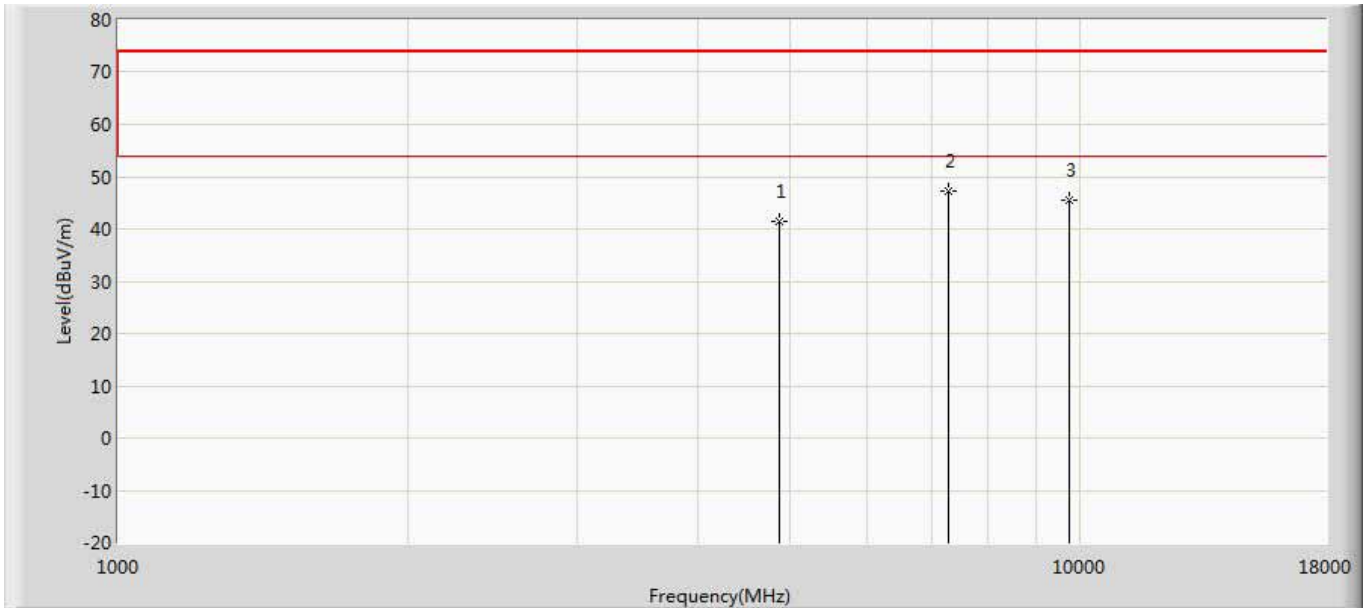
No	Mark	Frequency (MHz)	Measure Level (dBuV/m)	Reading Level (dBuV)	Over Limit (dB)	Limit (dBuV/m)	Factor (dB)	Type
1	*	4876.000	50.884	51.294	-23.116	74.000	-0.410	PK
2		7311.000	44.287	40.415	-29.713	74.000	3.872	PK
3		9746.500	47.013	41.869	-26.987	74.000	5.144	PK

Engineer: Eric	
Site: AC5	Time: 2018/01/15 - 22:17
Limit: FCC_Part15.209_RE(3m)	Margin: 0
Probe: Horn_3117_00167055(1-18GHz)	Polarity: Horizontal
EUT: Wireless Access point	Power: AC 120V/60Hz
Note: Mode 1:Transmit at 2437MHz by 802.11b Ant2	



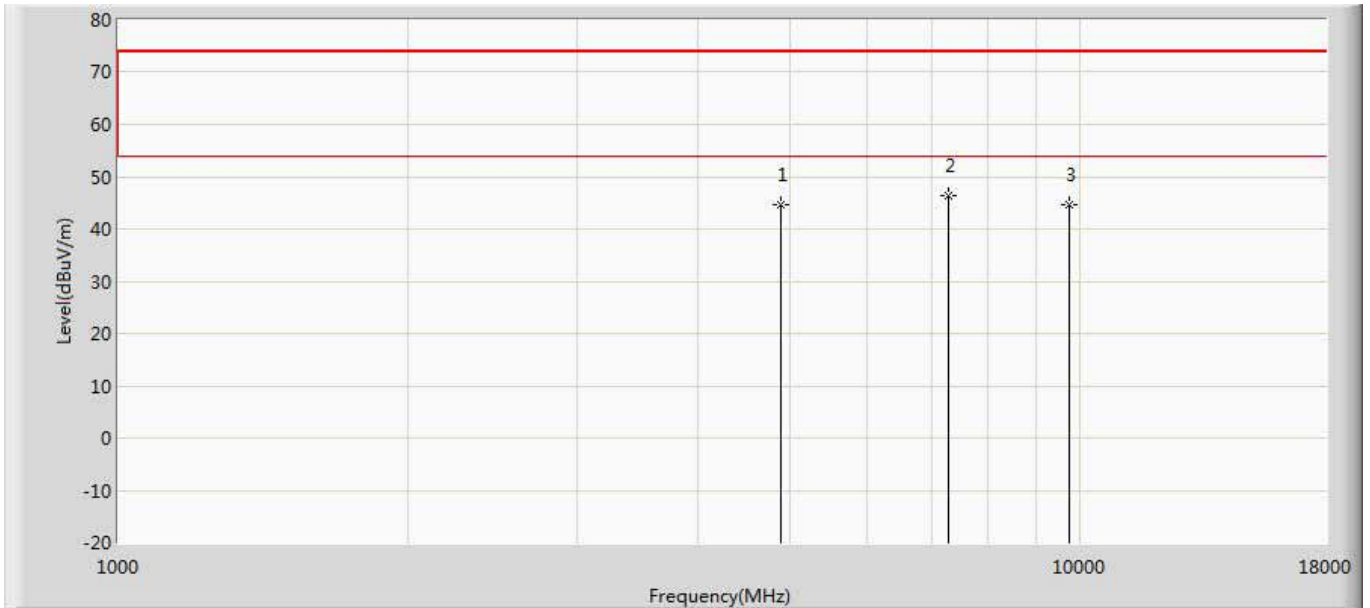
No	Mark	Frequency (MHz)	Measure Level (dBuV/m)	Reading Level (dBuV)	Over Limit (dB)	Limit (dBuV/m)	Factor (dB)	Type
1		4824.000	41.270	41.776	-32.730	74.000	-0.505	PK
2	*	7311.000	44.392	40.520	-29.608	74.000	3.872	PK
3		9748.000	44.285	39.284	-29.715	74.000	5.002	PK

Engineer: Eric	
Site: AC5	Time: 2018/01/15 - 22:17
Limit: FCC_Part15.209_RE(3m)	Margin: 0
Probe: Horn_3117_00167055(1-18GHz)	Polarity: Vertical
EUT: Wireless Access point	Power: AC 120V/60Hz
Note: Mode 1:Transmit at 2437MHz by 802.11b Ant2	



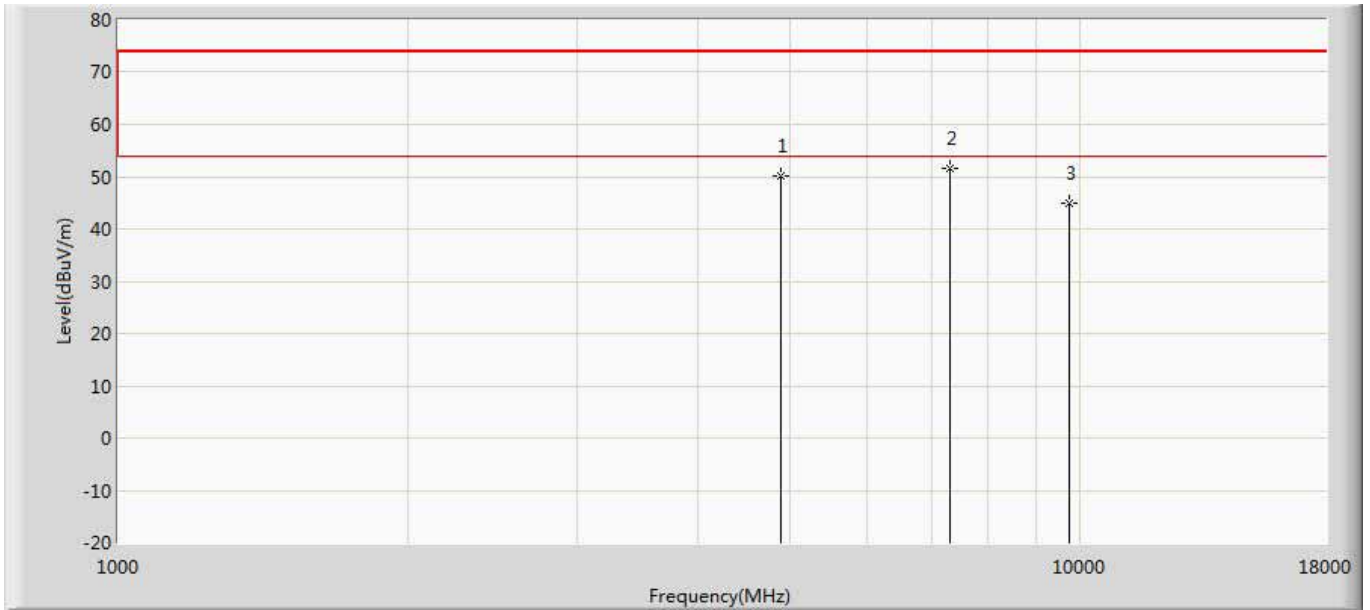
No	Mark	Frequency (MHz)	Measure Level (dBuV/m)	Reading Level (dBuV)	Over Limit (dB)	Limit (dBuV/m)	Factor (dB)	Type
1		4874.000	41.542	41.984	-32.458	74.000	-0.442	PK
2	*	7307.000	47.203	43.349	-26.797	74.000	3.854	PK
3		9748.000	45.460	40.459	-28.540	74.000	5.002	PK

Engineer: Eric	
Site: AC5	Time: 2018/01/15 - 22:17
Limit: FCC_Part15.209_RE(3m)	Margin: 0
Probe: Horn_3117_00167055(1-18GHz)	Polarity: Horizontal
EUT: Wireless Access point	Power: AC 120V/60Hz
Note: Mode 1:Transmit at 2437MHz by 802.11b Ant1+2	



No	Mark	Frequency (MHz)	Measure Level (dBuV/m)	Reading Level (dBuV)	Over Limit (dB)	Limit (dBuV/m)	Factor (dB)	Type
1		4876.000	44.732	45.142	-29.268	74.000	-0.410	PK
2	*	7307.000	46.383	42.529	-27.617	74.000	3.854	PK
3		9748.000	44.734	39.733	-29.266	74.000	5.002	PK

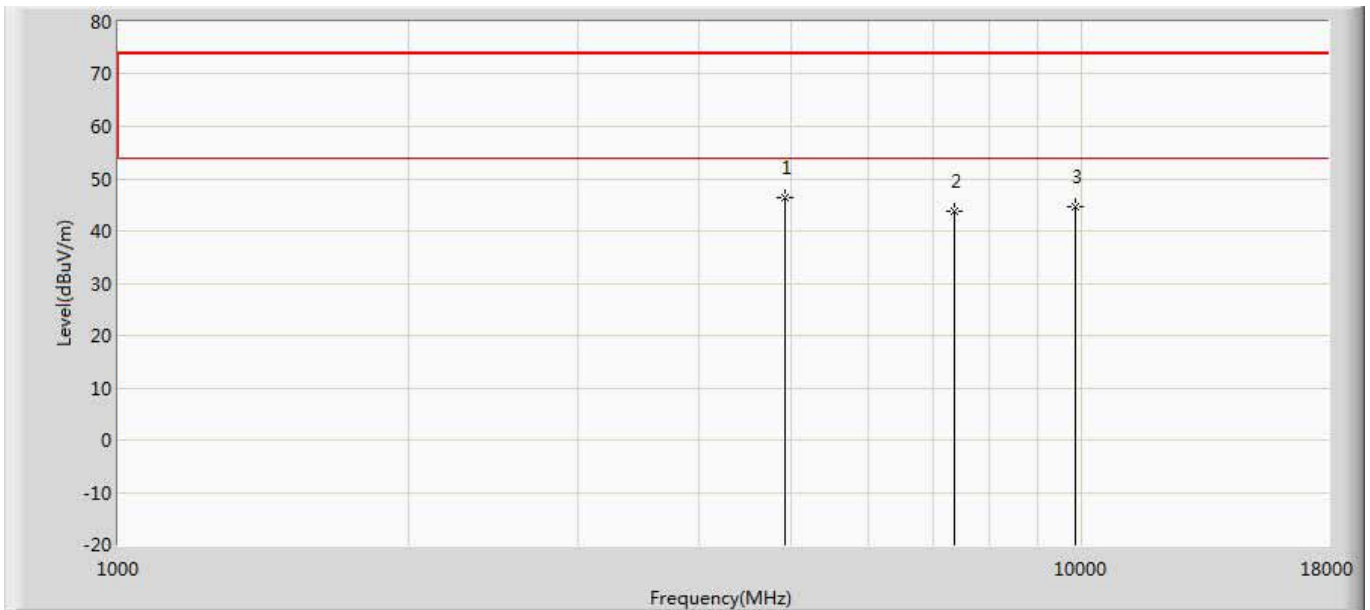
Engineer: Eric	
Site: AC5	Time: 2018/01/15 - 22:17
Limit: FCC_Part15.209_RE(3m)	Margin: 0
Probe: Horn_3117_00167055(1-18GHz)	Polarity: Vertical
EUT: Wireless Access point	Power: AC 120V/60Hz
Note: Mode 1:Transmit at 2437MHz by 802.11b Ant1+2	



No	Mark	Frequency (MHz)	Measure Level (dBuV/m)	Reading Level (dBuV)	Over Limit (dB)	Limit (dBuV/m)	Factor (dB)	Type
1		4876.000	50.102	50.512	-23.898	74.000	-0.410	PK
2	*	7315.500	51.570	47.677	-22.430	74.000	3.893	PK
3		9748.000	44.838	39.837	-29.162	74.000	5.002	PK

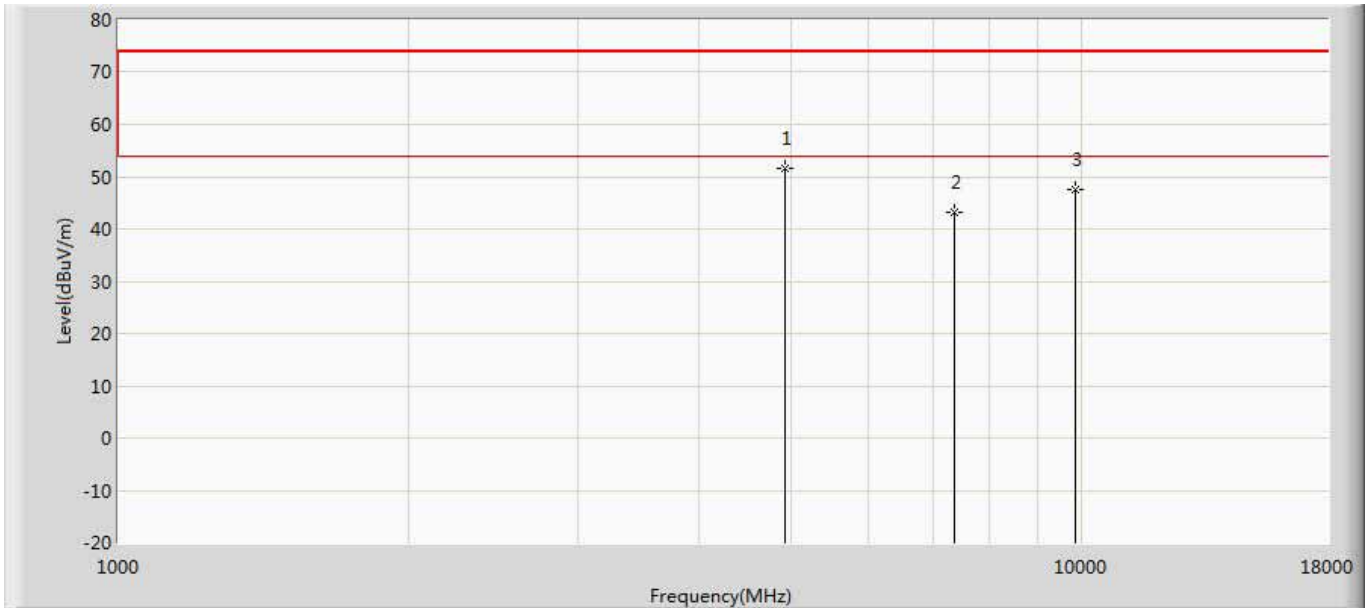


Engineer: Eric	
Site: AC5	Time: 2018/01/15 - 22:18
Limit: FCC_Part15.209_RE(3m)	Margin: 0
Probe: Horn_3117_00167055(1-18GHz)	Polarity: Horizontal
EUT: Wireless Access point	Power: AC 120V/60Hz
Note: Mode 1:Transmit at 2462MHz by 802.11b Ant1	



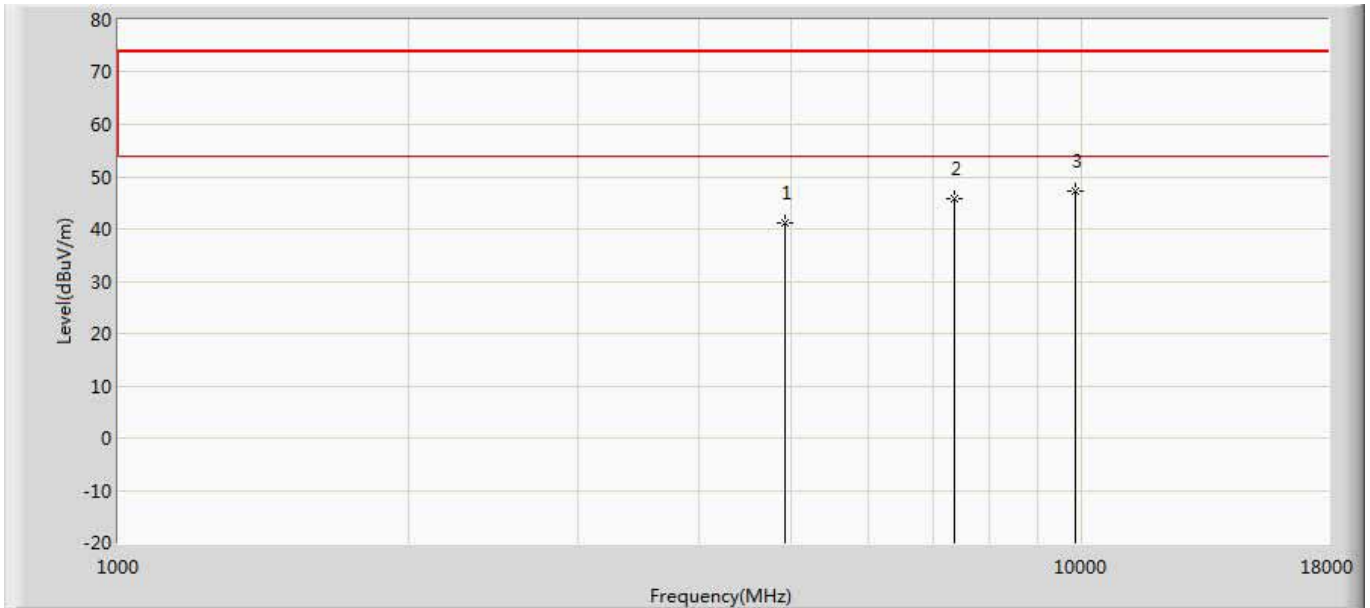
No	Mark	Frequency (MHz)	Measure Level (dBuV/m)	Reading Level (dBuV)	Over Limit (dB)	Limit (dBuV/m)	Factor (dB)	Type
1	*	4927.000	46.418	46.291	-27.582	74.000	0.127	PK
2		7386.000	43.842	40.668	-30.158	74.000	3.174	PK
3		9848.000	44.500	38.511	-29.500	74.000	5.989	PK

Engineer: Eric	
Site: AC5	Time: 2018/01/15 - 22:18
Limit: FCC_Part15.209_RE(3m)	Margin: 0
Probe: Horn_3117_00167055(1-18GHz)	Polarity: Vertical
EUT: Wireless Access point	Power: AC 120V/60Hz
Note: Mode 1:Transmit at 2462MHz by 802.11b Ant1	



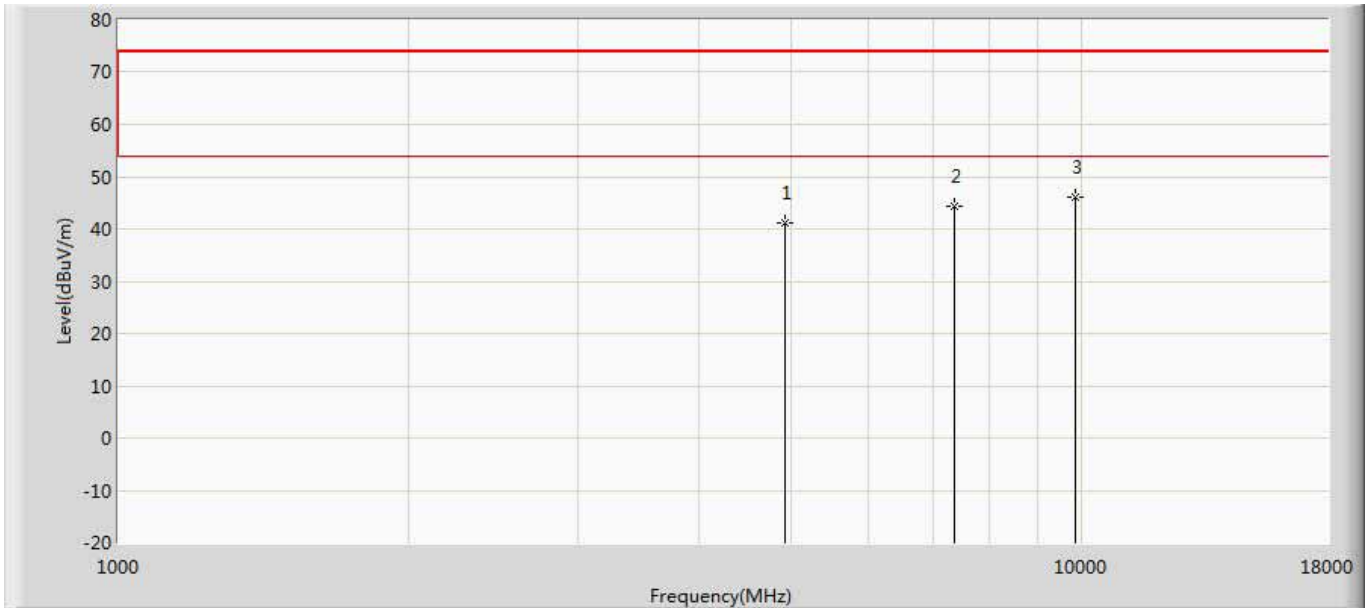
No	Mark	Frequency (MHz)	Measure Level (dBuV/m)	Reading Level (dBuV)	Over Limit (dB)	Limit (dBuV/m)	Factor (dB)	Type
1	*	4927.000	51.525	51.398	-22.475	74.000	0.127	PK
2		7386.000	43.131	39.957	-30.869	74.000	3.174	PK
3		9848.500	47.671	41.660	-26.329	74.000	6.011	PK

Engineer: Eric	
Site: AC5	Time: 2018/01/15 - 22:18
Limit: FCC_Part15.209_RE(3m)	Margin: 0
Probe: Horn_3117_00167055(1-18GHz)	Polarity: Vertical
EUT: Wireless Access point	Power: AC 120V/60Hz
Note: Mode 1:Transmit at 2462MHz by 802.11b Ant2	



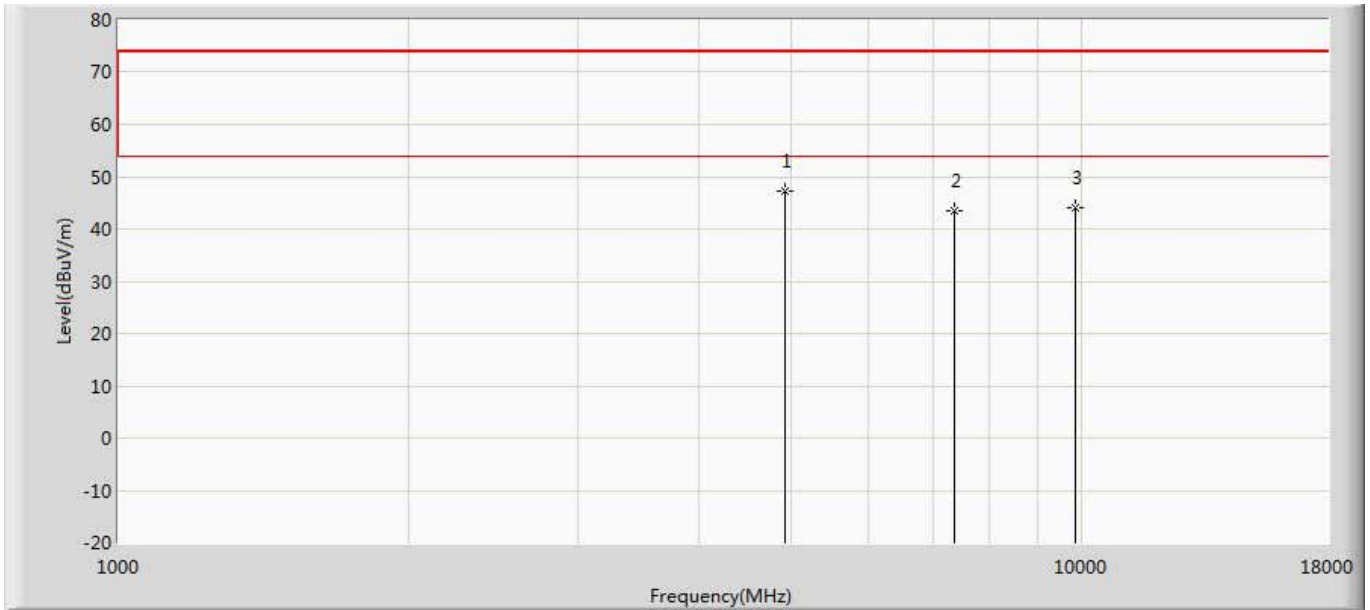
No	Mark	Frequency (MHz)	Measure Level (dBuV/m)	Reading Level (dBuV)	Over Limit (dB)	Limit (dBuV/m)	Factor (dB)	Type
1		4924.000	41.092	40.987	-32.908	74.000	0.104	PK
2		7386.000	45.813	42.639	-28.187	74.000	3.174	PK
3	*	9848.000	47.241	41.252	-26.759	74.000	5.989	PK

Engineer: Eric	
Site: AC5	Time: 2018/01/15 - 22:18
Limit: FCC_Part15.209_RE(3m)	Margin: 0
Probe: Horn_3117_00167055(1-18GHz)	Polarity: Horizontal
EUT: Wireless Access point	Power: AC 120V/60Hz
Note: Mode 1:Transmit at 2462MHz by 802.11b Ant2	



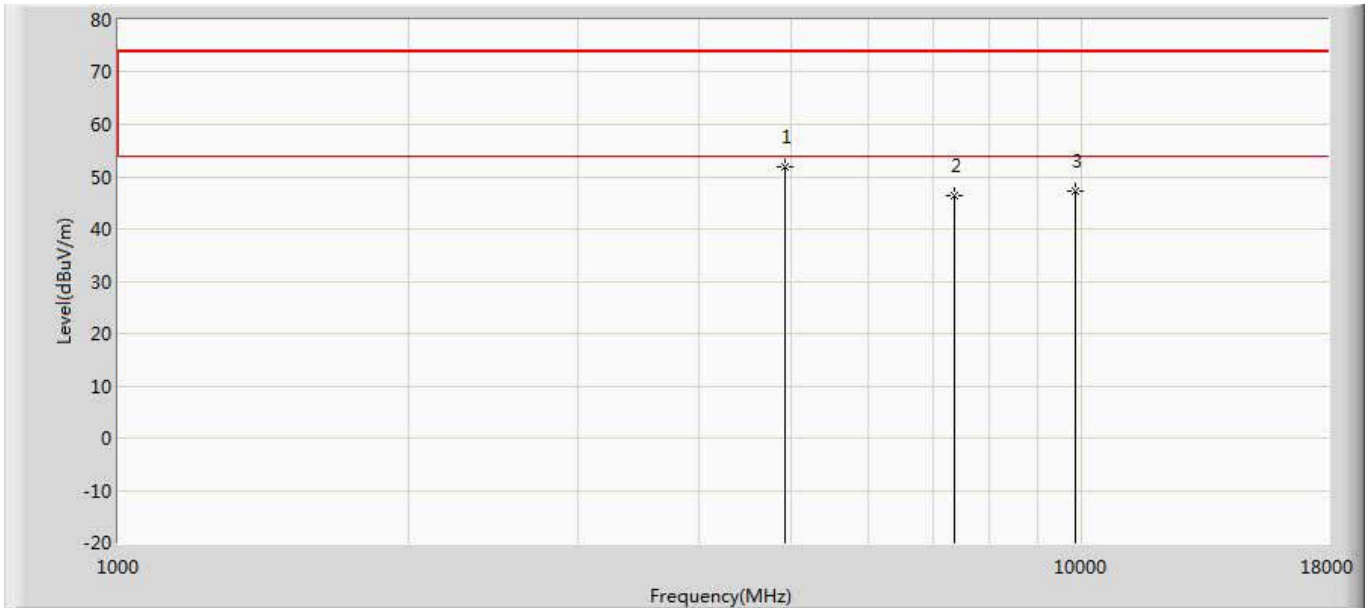
No	Mark	Frequency (MHz)	Measure Level (dBuV/m)	Reading Level (dBuV)	Over Limit (dB)	Limit (dBuV/m)	Factor (dB)	Type
1		4924.000	41.071	40.966	-32.929	74.000	0.104	PK
2		7386.000	44.456	41.282	-29.544	74.000	3.174	PK
3	*	9848.000	46.113	40.124	-27.887	74.000	5.989	PK

Engineer: Eric	
Site: AC5	Time: 2018/01/15 - 22:19
Limit: FCC_Part15.209_RE(3m)	Margin: 0
Probe: Horn_3117_00167055(1-18GHz)	Polarity: Horizontal
EUT: Wireless Access point	Power: AC 120V/60Hz
Note: Mode 1:Transmit at 2462MHz by 802.11b Ant1+2	



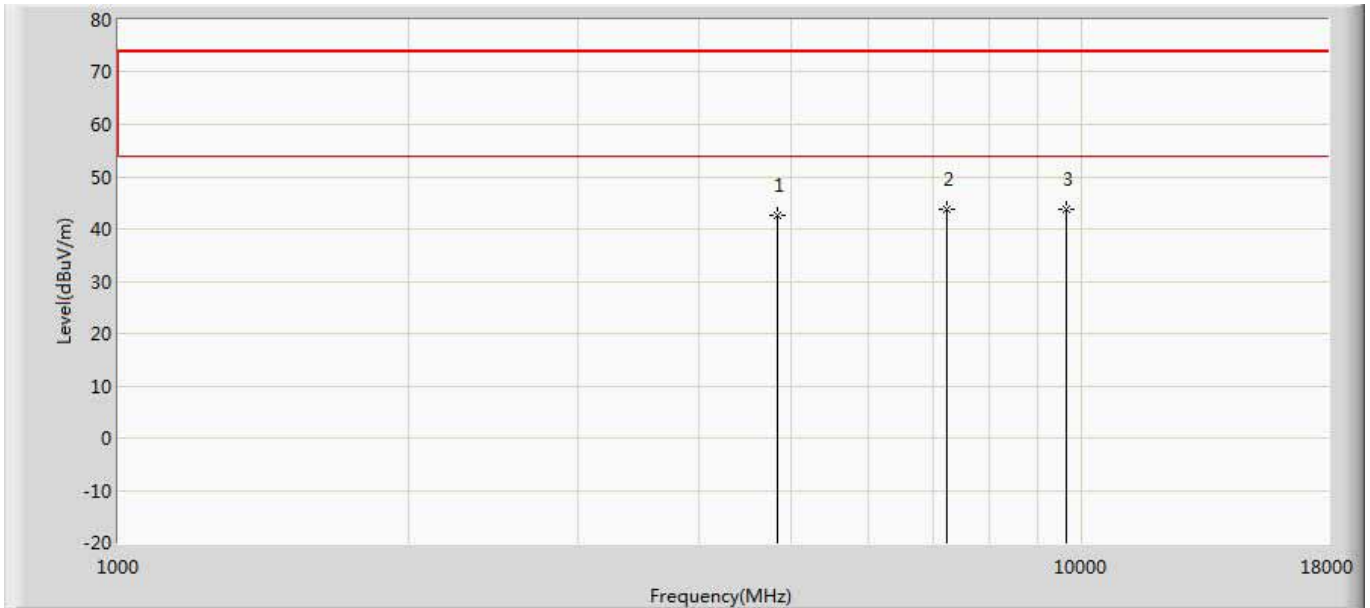
No	Mark	Frequency (MHz)	Measure Level (dBuV/m)	Reading Level (dBuV)	Over Limit (dB)	Limit (dBuV/m)	Factor (dB)	Type
1	*	4927.000	47.324	47.197	-26.676	74.000	0.127	PK
2		7386.000	43.585	40.411	-30.415	74.000	3.174	PK
3		9848.000	44.075	38.086	-29.925	74.000	5.989	PK

Engineer: Eric	
Site: AC5	Time: 2018/01/15 - 22:19
Limit: FCC_Part15.209_RE(3m)	Margin: 0
Probe: Horn_3117_00167055(1-18GHz)	Polarity: Vertical
EUT: Wireless Access point	Power: AC 120V/60Hz
Note: Mode 1:Transmit at 2462MHz by 802.11b Ant1+2	



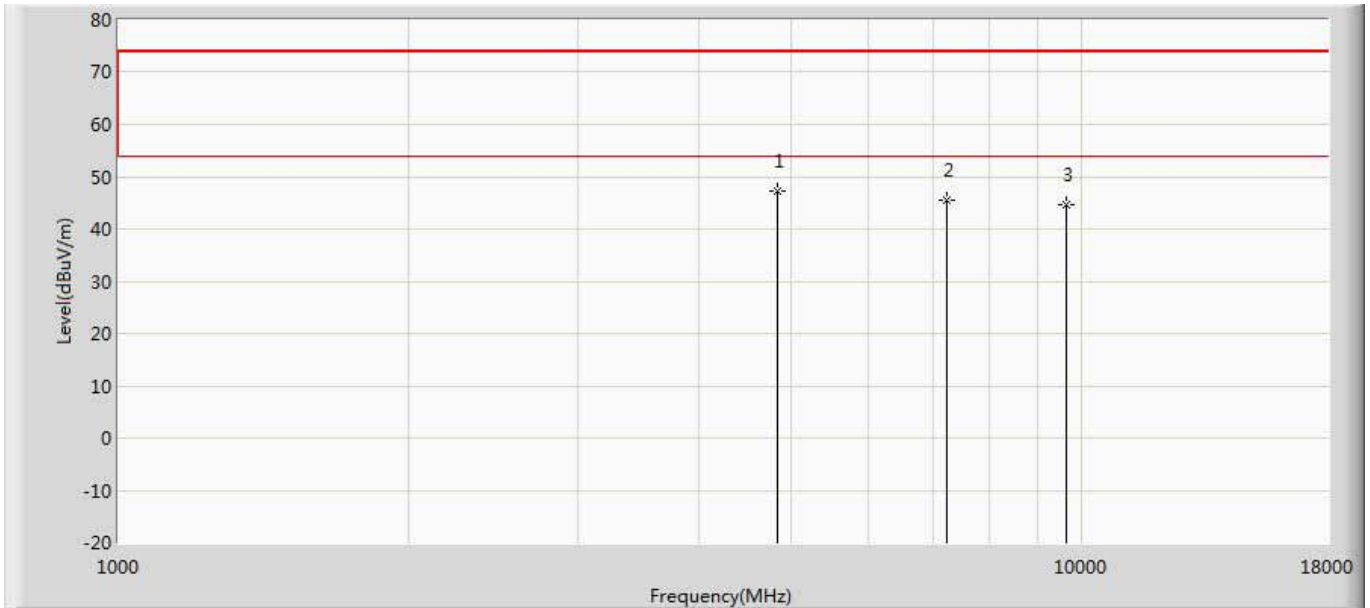
No	Mark	Frequency (MHz)	Measure Level (dBuV/m)	Reading Level (dBuV)	Over Limit (dB)	Limit (dBuV/m)	Factor (dB)	Type
1	*	4927.000	51.848	51.721	-22.152	74.000	0.127	PK
2		7383.500	46.312	43.080	-27.687	74.000	3.232	PK
3		9848.500	47.265	41.254	-26.735	74.000	6.011	PK

Engineer: Eric	
Site: AC5	Time: 2018/01/15 - 22:19
Limit: FCC_Part15.209_RE(3m)	Margin: 0
Probe: Horn_3117_00167055(1-18GHz)	Polarity: Horizontal
EUT: Wireless Access point	Power: AC 120V/60Hz
Note: Mode 2:Transmit at 2412MHz by 802.11g Ant1	



No	Mark	Frequency (MHz)	Measure Level (dBuV/m)	Reading Level (dBuV)	Over Limit (dB)	Limit (dBuV/m)	Factor (dB)	Type
1		4824.000	42.619	43.125	-31.381	74.000	-0.505	PK
2	*	7236.000	43.899	40.491	-30.101	74.000	3.407	PK
3		9648.000	43.877	38.881	-30.123	74.000	4.996	PK

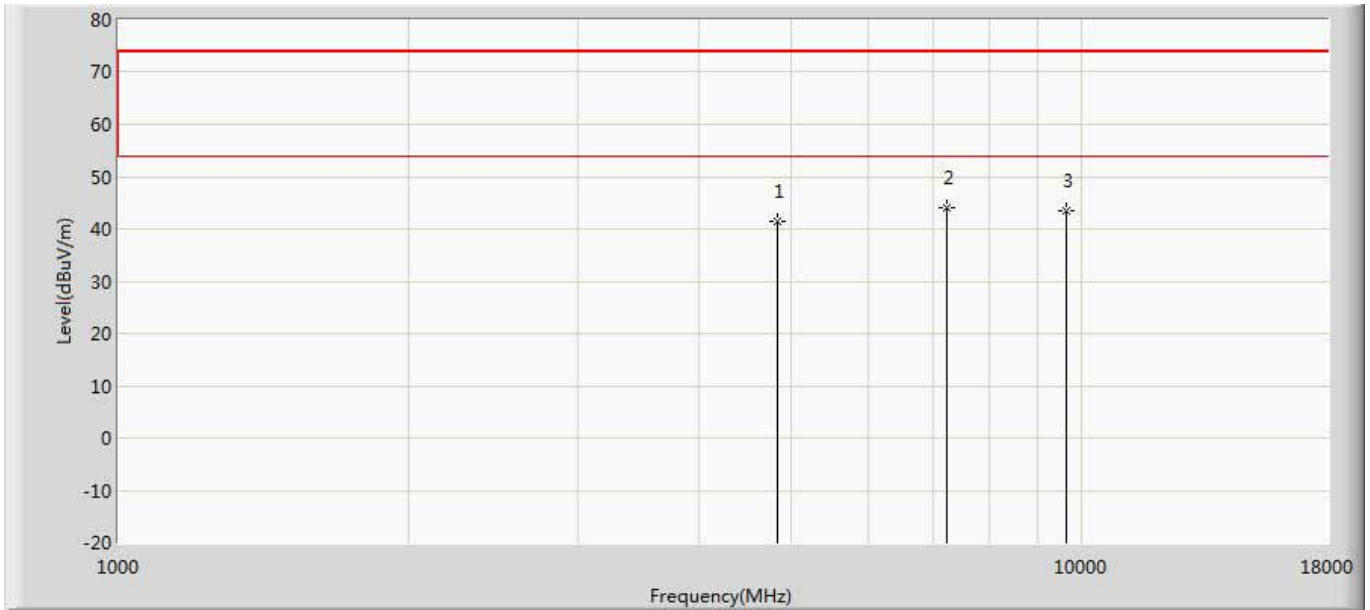
Engineer: Eric	
Site: AC5	Time: 2018/01/15 - 22:19
Limit: FCC_Part15.209_RE(3m)	Margin: 0
Probe: Horn_3117_00167055(1-18GHz)	Polarity: Vertical
EUT: Wireless Access point	Power: AC 120V/60Hz
Note: Mode 2:Transmit at 2412MHz by 802.11b Ant1	



No	Mark	Frequency (MHz)	Measure Level (dBuV/m)	Reading Level (dBuV)	Over Limit (dB)	Limit (dBuV/m)	Factor (dB)	Type
1	*	4825.000	47.313	47.818	-26.687	74.000	-0.505	PK
2		7236.000	45.366	41.958	-28.634	74.000	3.407	PK
3		9648.000	44.576	39.580	-29.424	74.000	4.996	PK

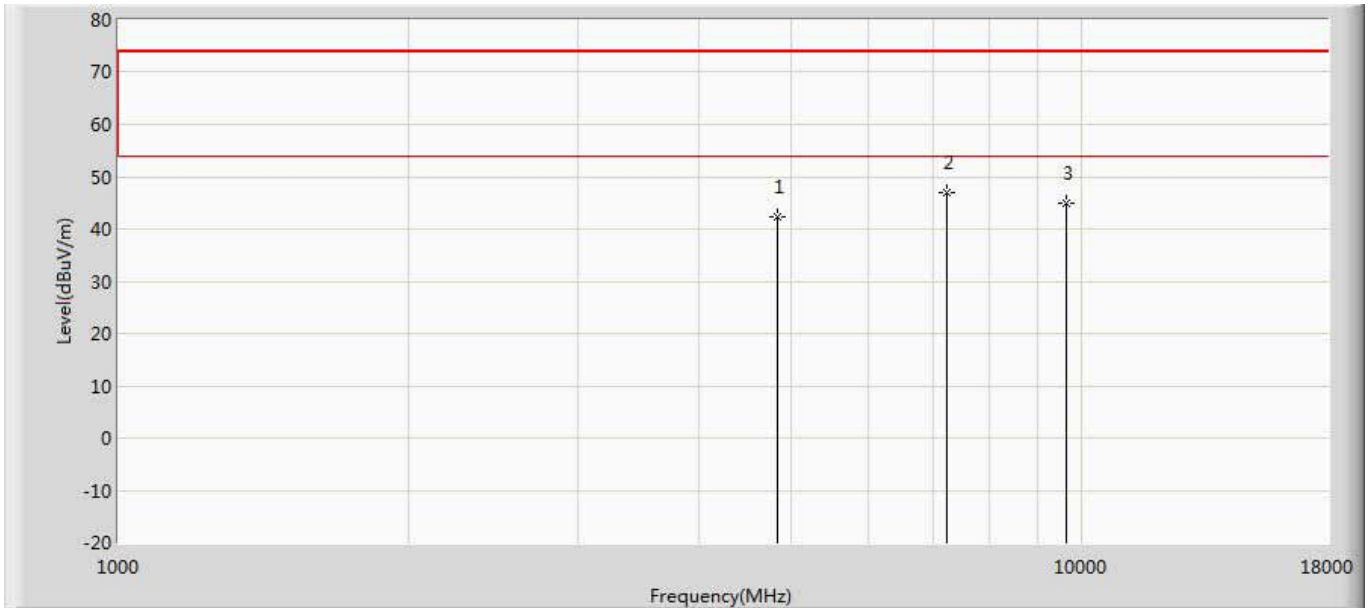


Engineer: Eric	
Site: AC5	Time: 2018/01/15 - 22:19
Limit: FCC_Part15.209_RE(3m)	Margin: 0
Probe: Horn_3117_00167055(1-18GHz)	Polarity: Horizontal
EUT: Wireless Access point	Power: AC 120V/60Hz
Note: Mode 2:Transmit at 2412MHz by 802.11g Ant2	



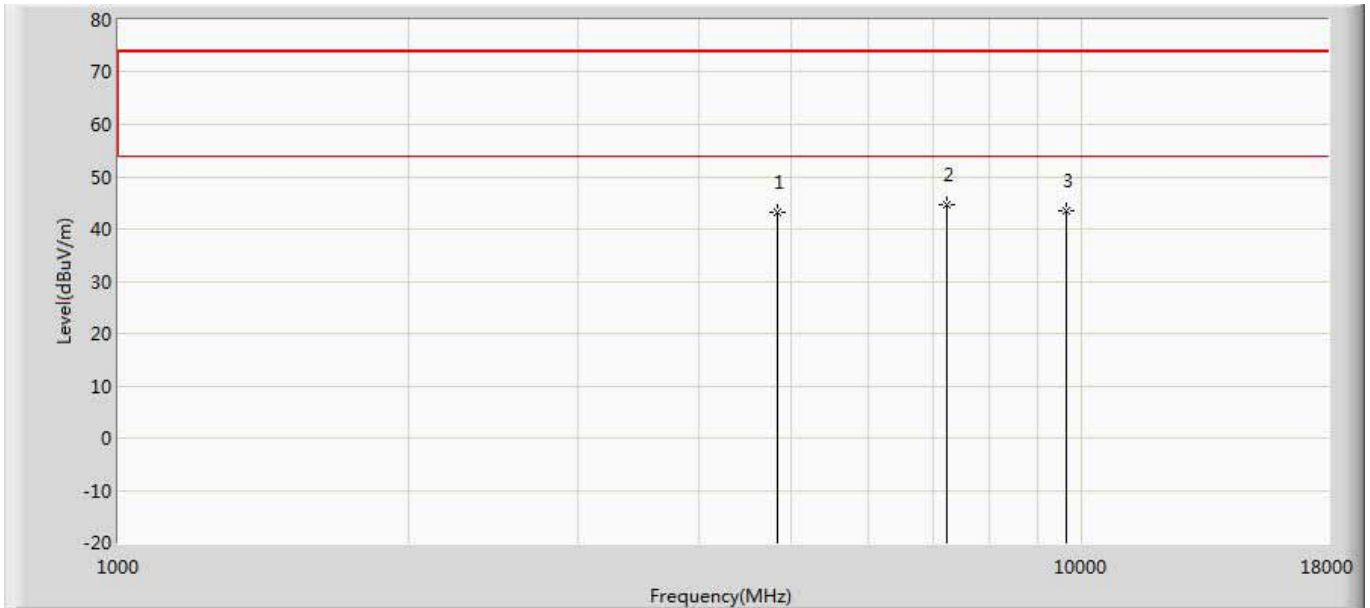
No	Mark	Frequency (MHz)	Measure Level (dBuV/m)	Reading Level (dBuV)	Over Limit (dB)	Limit (dBuV/m)	Factor (dB)	Type
1		4824.000	41.532	42.038	-32.468	74.000	-0.505	PK
2	*	7236.000	44.122	40.714	-29.878	74.000	3.407	PK
3		9648.000	43.567	38.571	-30.433	74.000	4.996	PK

Engineer: Eric	
Site: AC5	Time: 2018/01/15 - 22:19
Limit: FCC_Part15.209_RE(3m)	Margin: 0
Probe: Horn_3117_00167055(1-18GHz)	Polarity: Vertical
EUT: Wireless Access point	Power: AC 120V/60Hz
Note: Mode 2:Transmit at 2412MHz by 802.11g Ant2	



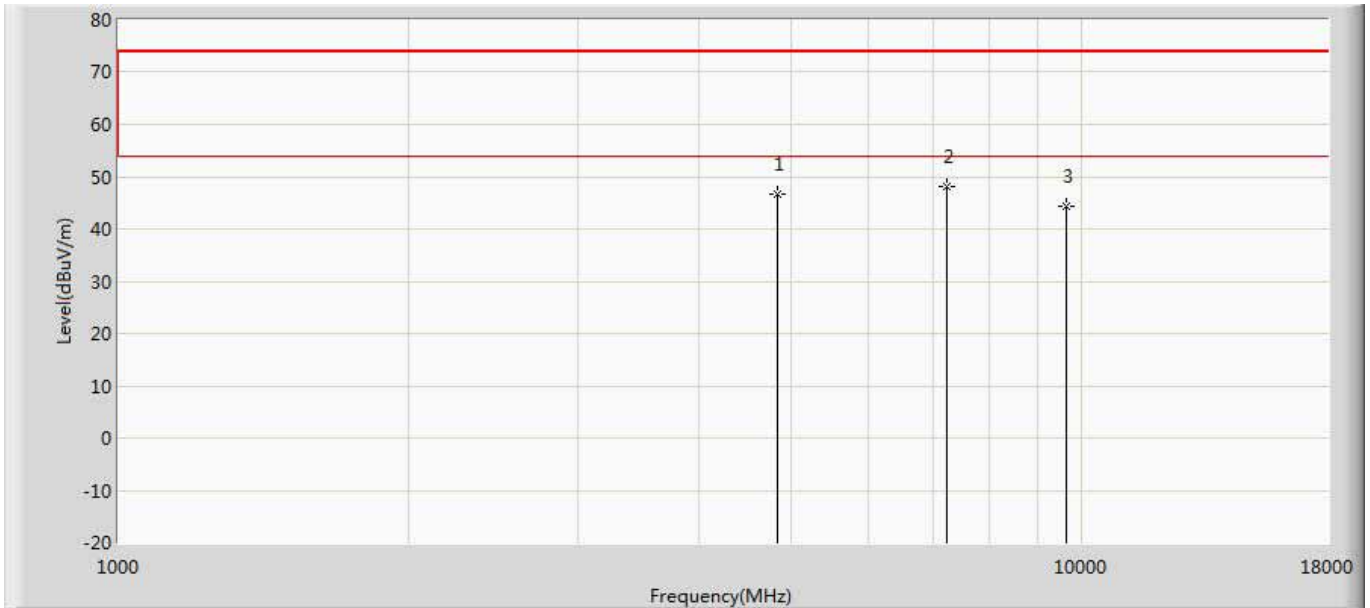
No	Mark	Frequency (MHz)	Measure Level (dBuV/m)	Reading Level (dBuV)	Over Limit (dB)	Limit (dBuV/m)	Factor (dB)	Type
1		4824.000	42.310	42.816	-31.690	74.000	-0.505	PK
2	*	7236.000	46.829	43.421	-27.171	74.000	3.407	PK
3		9648.000	44.820	39.824	-29.180	74.000	4.996	PK

Engineer: Eric	
Site: AC5	Time: 2018/01/15 - 22:19
Limit: FCC_Part15.209_RE(3m)	Margin: 0
Probe: Horn_3117_00167055(1-18GHz)	Polarity: Horizontal
EUT: Wireless Access point	Power: AC 120V/60Hz
Note: Mode 2:Transmit at 2412MHz by 802.11g Ant1+2	



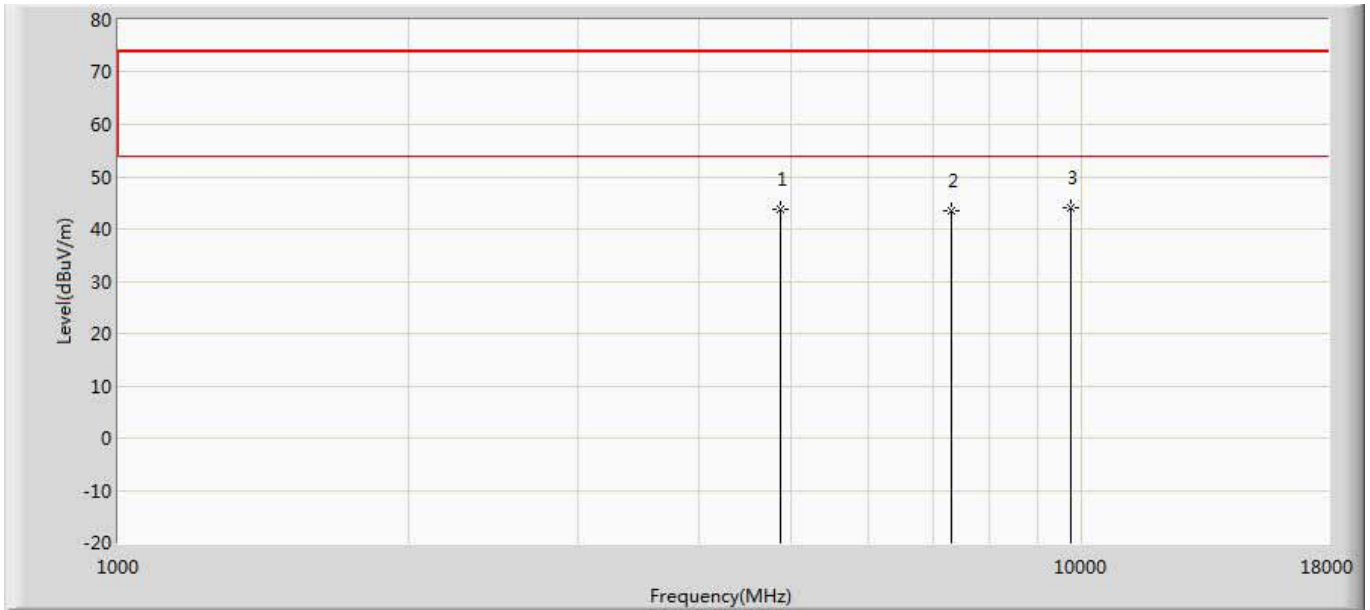
No	Mark	Frequency (MHz)	Measure Level (dBuV/m)	Reading Level (dBuV)	Over Limit (dB)	Limit (dBuV/m)	Factor (dB)	Type
1		4824.000	43.307	43.813	-30.693	74.000	-0.505	PK
2	*	7236.000	44.612	41.204	-29.388	74.000	3.407	PK
3		9648.000	43.495	38.499	-30.505	74.000	4.996	PK

Engineer: Eric	
Site: AC5	Time: 2018/01/15 - 22:19
Limit: FCC_Part15.209_RE(3m)	Margin: 0
Probe: Horn_3117_00167055(1-18GHz)	Polarity: Vertical
EUT: Wireless Access point	Power: AC 120V/60Hz
Note: Mode 2:Transmit at 2412MHz by 802.11g Ant1+2	



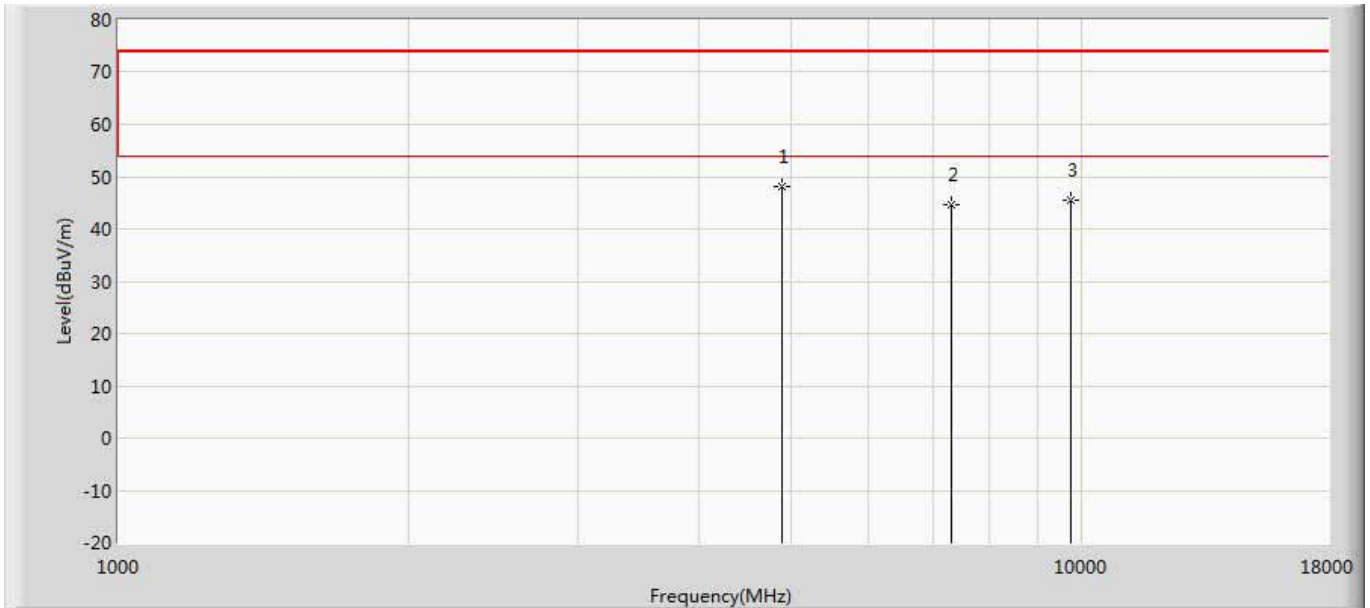
No	Mark	Frequency (MHz)	Measure Level (dBuV/m)	Reading Level (dBuV)	Over Limit (dB)	Limit (dBuV/m)	Factor (dB)	Type
1		4825.000	46.760	47.265	-27.240	74.000	-0.505	PK
2	*	7239.000	48.074	44.698	-25.926	74.000	3.376	PK
3		9648.000	44.321	39.325	-29.679	74.000	4.996	PK

Engineer: Eric	
Site: AC5	Time: 2018/01/15 - 22:19
Limit: FCC_Part15.209_RE(3m)	Margin: 0
Probe: Horn_3117_00167055(1-18GHz)	Polarity: Horizontal
EUT: Wireless Access point	Power: AC 120V/60Hz
Note: Mode 2:Transmit at 2437MHz by 802.11g Ant1	



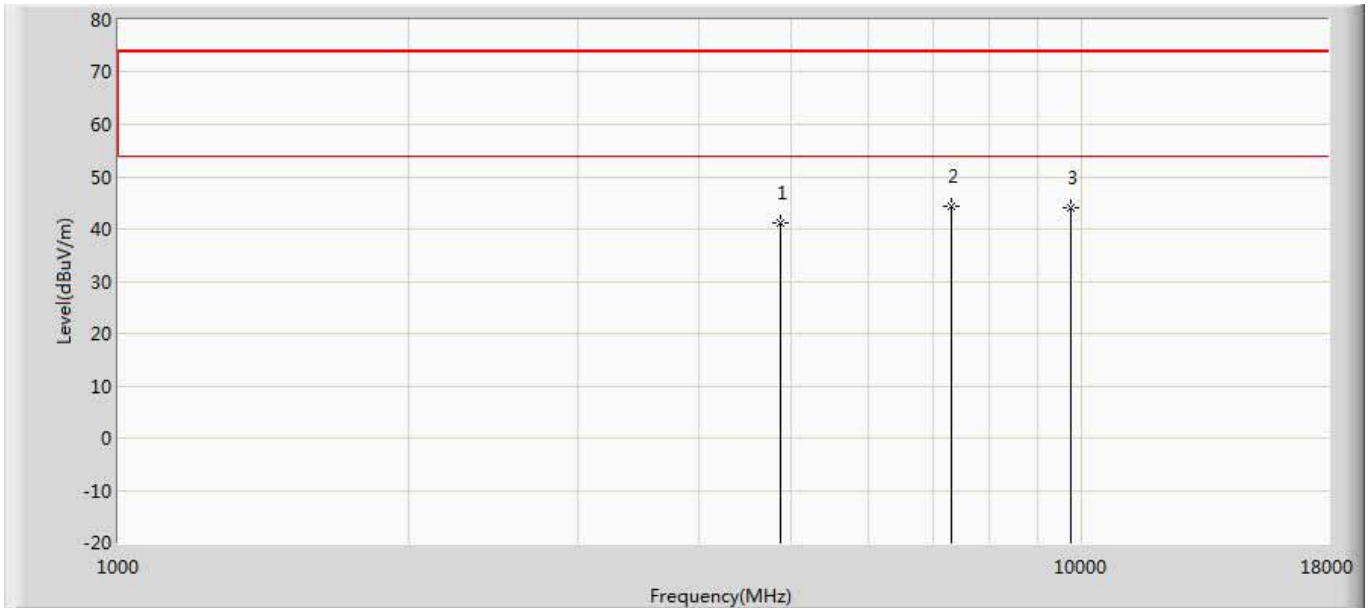
No	Mark	Frequency (MHz)	Measure Level (dBuV/m)	Reading Level (dBuV)	Over Limit (dB)	Limit (dBuV/m)	Factor (dB)	Type
1		4874.000	43.654	44.096	-30.346	74.000	-0.442	PK
2		7311.000	43.577	39.705	-30.423	74.000	3.872	PK
3	*	9748.000	43.985	38.984	-30.015	74.000	5.002	PK

Engineer: Eric	
Site: AC5	Time: 2018/01/15 - 22:19
Limit: FCC_Part15.209_RE(3m)	Margin: 0
Probe: Horn_3117_00167055(1-18GHz)	Polarity: Vertical
EUT: Wireless Access point	Power: AC 120V/60Hz
Note: Mode 2:Transmit at 2437MHz by 802.11g Ant1	



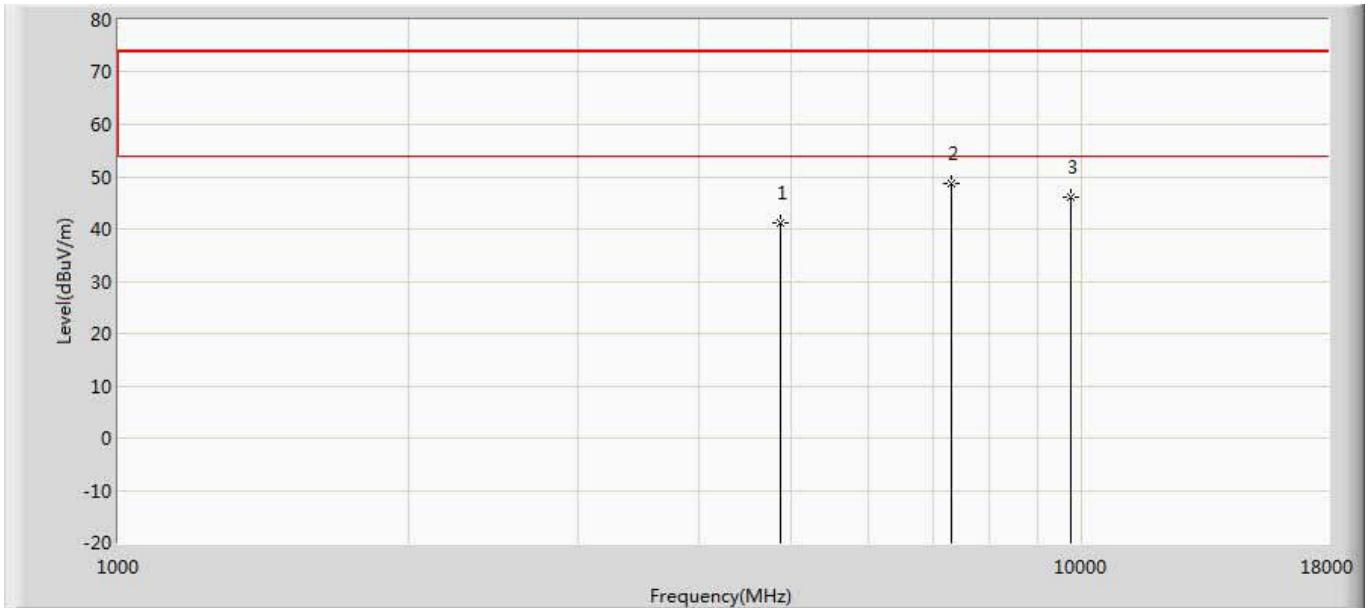
No	Mark	Frequency (MHz)	Measure Level (dBuV/m)	Reading Level (dBuV)	Over Limit (dB)	Limit (dBuV/m)	Factor (dB)	Type
1	*	4876.000	48.025	48.435	-25.975	74.000	-0.410	PK
2		7311.000	44.647	40.775	-29.353	74.000	3.872	PK
3		9746.500	45.512	40.368	-28.488	74.000	5.144	PK

Engineer: Eric	
Site: AC5	Time: 2018/01/15 - 22:19
Limit: FCC_Part15.209_RE(3m)	Margin: 0
Probe: Horn_3117_00167055(1-18GHz)	Polarity: Horizontal
EUT: Wireless Access point	Power: AC 120V/60Hz
Note: Mode 2:Transmit at 2437MHz by 802.11g Ant2	



No	Mark	Frequency (MHz)	Measure Level (dBuV/m)	Reading Level (dBuV)	Over Limit (dB)	Limit (dBuV/m)	Factor (dB)	Type
1		4874.000	41.148	41.590	-32.852	74.000	-0.442	PK
2	*	7311.000	44.429	40.557	-29.571	74.000	3.872	PK
3		9748.000	43.968	38.967	-30.032	74.000	5.002	PK

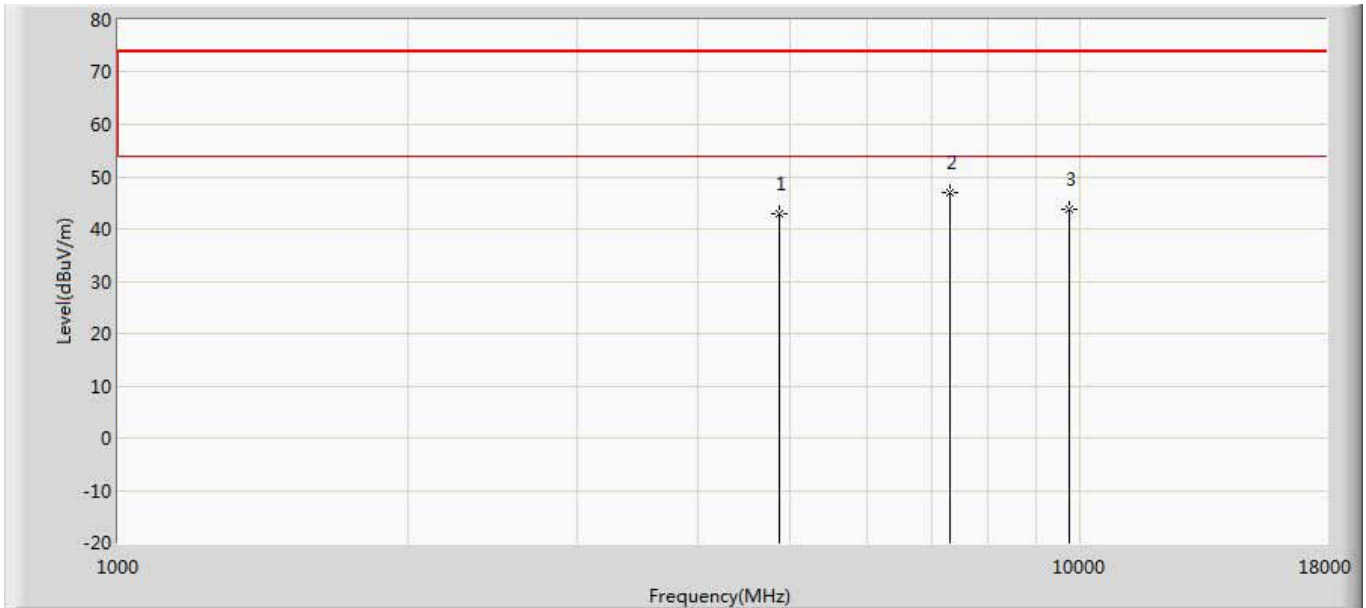
Engineer: Eric	
Site: AC5	Time: 2018/01/15 - 22:19
Limit: FCC_Part15.209_RE(3m)	Margin: 0
Probe: Horn_3117_00167055(1-18GHz)	Polarity: Vertical
EUT: Wireless Access point	Power: AC 120V/60Hz
Note: Mode 2:Transmit at 2437MHz by 802.11g Ant2	



No	Mark	Frequency (MHz)	Measure Level (dBuV/m)	Reading Level (dBuV)	Over Limit (dB)	Limit (dBuV/m)	Factor (dB)	Type
1		4874.000	41.098	41.540	-32.902	74.000	-0.442	PK
2	*	7315.500	48.813	44.920	-25.187	74.000	3.893	PK
3		9746.500	46.136	40.992	-27.864	74.000	5.144	PK

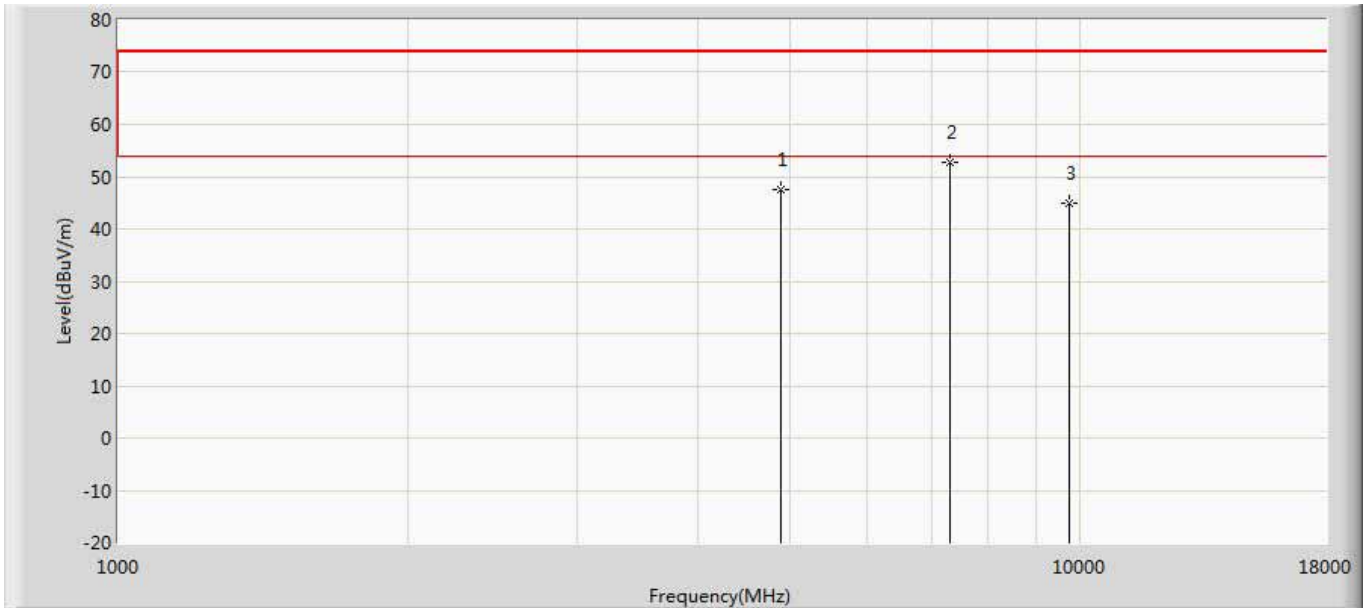


Engineer: Eric	
Site: AC5	Time: 2018/01/15 - 22:17
Limit: FCC_Part15.209_RE(3m)	Margin: 0
Probe: Horn_3117_00167055(1-18GHz)	Polarity: Horizontal
EUT: Wireless Access point	Power: AC 120V/60Hz
Note: Mode 2:Transmit at 2437MHz by 802.11g Ant1+2	



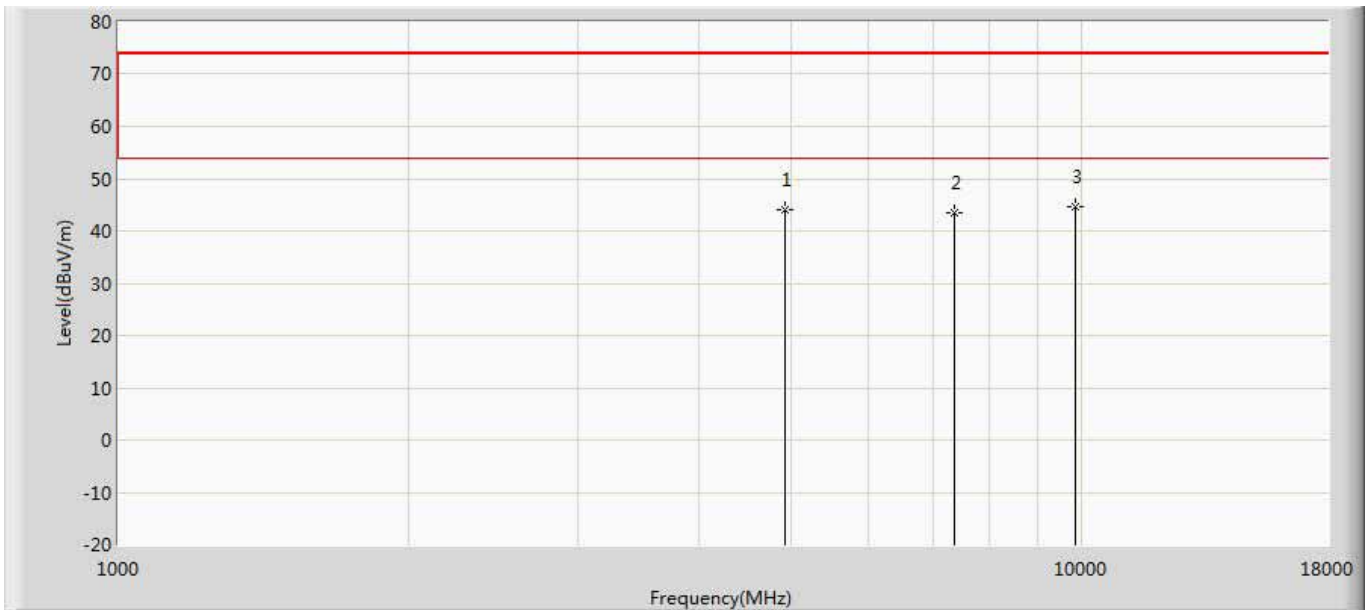
No	Mark	Frequency (MHz)	Measure Level (dBuV/m)	Reading Level (dBuV)	Over Limit (dB)	Limit (dBuV/m)	Factor (dB)	Type
1		4874.000	42.767	43.209	-31.233	74.000	-0.442	PK
2	*	7315.500	46.953	43.060	-27.047	74.000	3.893	PK
3		9748.000	43.791	38.790	-30.209	74.000	5.002	PK

Engineer: Eric	
Site: AC5	Time: 2018/01/15 - 22:17
Limit: FCC_Part15.209_RE(3m)	Margin: 0
Probe: Horn_3117_00167055(1-18GHz)	Polarity: Vertical
EUT: Wireless Access point	Power: AC 120V/60Hz
Note: Mode 2:Transmit at 2437MHz by 802.11g Ant1+2	



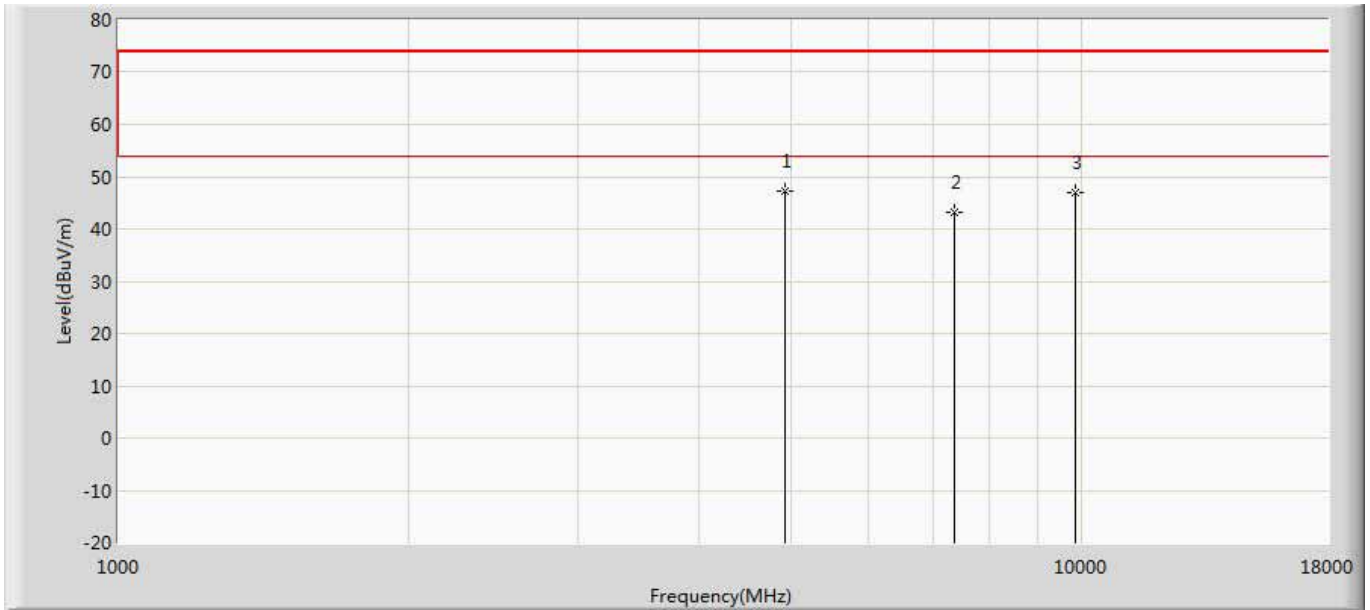
No	Mark	Frequency (MHz)	Measure Level (dBuV/m)	Reading Level (dBuV)	Over Limit (dB)	Limit (dBuV/m)	Factor (dB)	Type
1		4876.000	47.654	48.064	-26.346	74.000	-0.410	PK
2	*	7315.500	52.893	49.000	-21.107	74.000	3.893	PK
3		9748.000	44.934	39.933	-29.066	74.000	5.002	PK

Engineer: Eric	
Site: AC5	Time: 2018/01/15 - 22:20
Limit: FCC_Part15.209_RE(3m)	Margin: 0
Probe: Horn_3117_00167055(1-18GHz)	Polarity: Horizontal
EUT: Wireless Access point	Power: AC 120V/60Hz
Note: Mode 2:Transmit at 2462MHz by 802.11g Ant1	



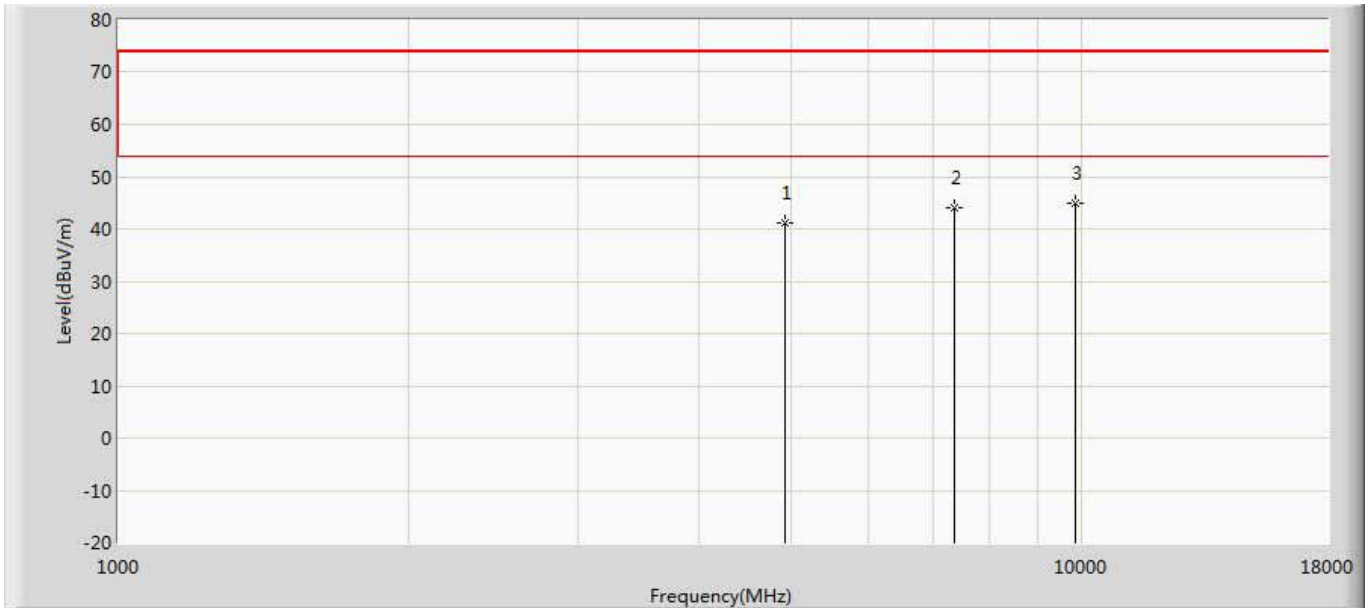
No	Mark	Frequency (MHz)	Measure Level (dBuV/m)	Reading Level (dBuV)	Over Limit (dB)	Limit (dBuV/m)	Factor (dB)	Type
1		4927.000	43.990	43.863	-30.010	74.000	0.127	PK
2		7386.000	43.374	40.200	-30.626	74.000	3.174	PK
3	*	9848.000	44.526	38.537	-29.474	74.000	5.989	PK

Engineer: Eric	
Site: AC5	Time: 2018/01/15 - 22:20
Limit: FCC_Part15.209_RE(3m)	Margin: 0
Probe: Horn_3117_00167055(1-18GHz)	Polarity: Vertical
EUT: Wireless Access point	Power: AC 120V/60Hz
Note: Mode 2:Transmit at 2462MHz by 802.11g Ant1	



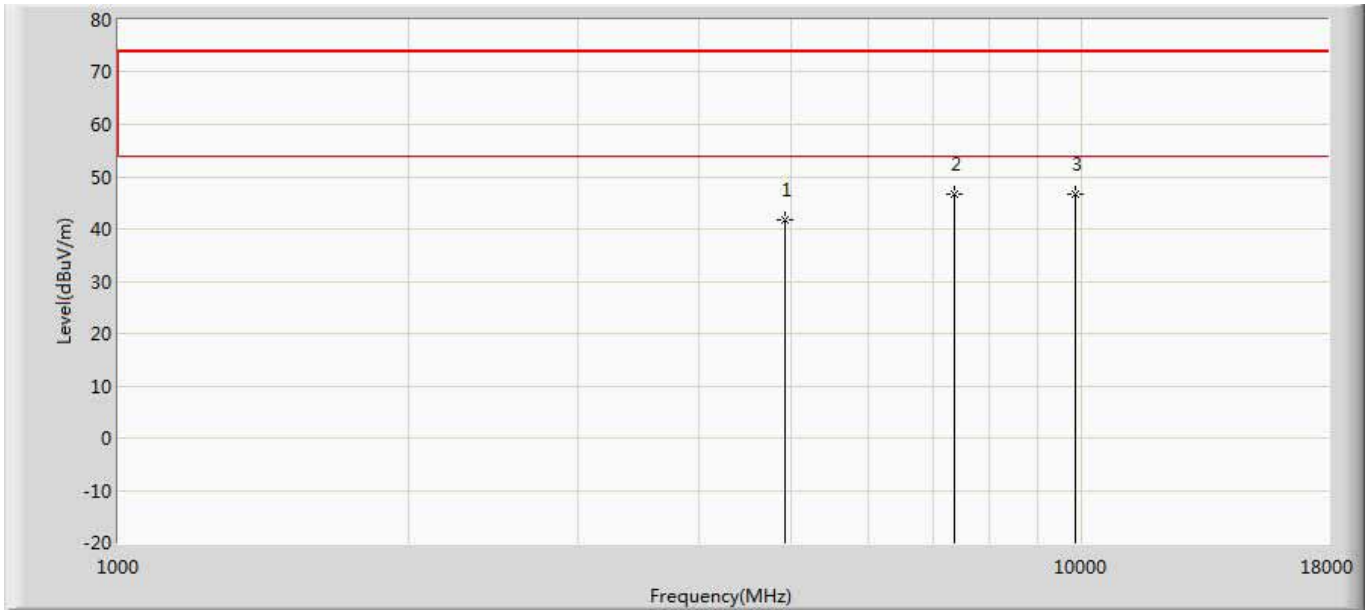
No	Mark	Frequency (MHz)	Measure Level (dBuV/m)	Reading Level (dBuV)	Over Limit (dB)	Limit (dBuV/m)	Factor (dB)	Type
1	*	4927.000	47.106	46.979	-26.894	74.000	0.127	PK
2		7386.000	43.333	40.159	-30.667	74.000	3.174	PK
3		9848.000	47.013	41.024	-26.987	74.000	5.989	PK

Engineer: Eric	
Site: AC5	Time: 2018/01/15 - 22:20
Limit: FCC_Part15.209_RE(3m)	Margin: 0
Probe: Horn_3117_00167055(1-18GHz)	Polarity: Horizontal
EUT: Wireless Access point	Power: AC 120V/60Hz
Note: Mode 2:Transmit at 2462MHz by 802.11g Ant2	



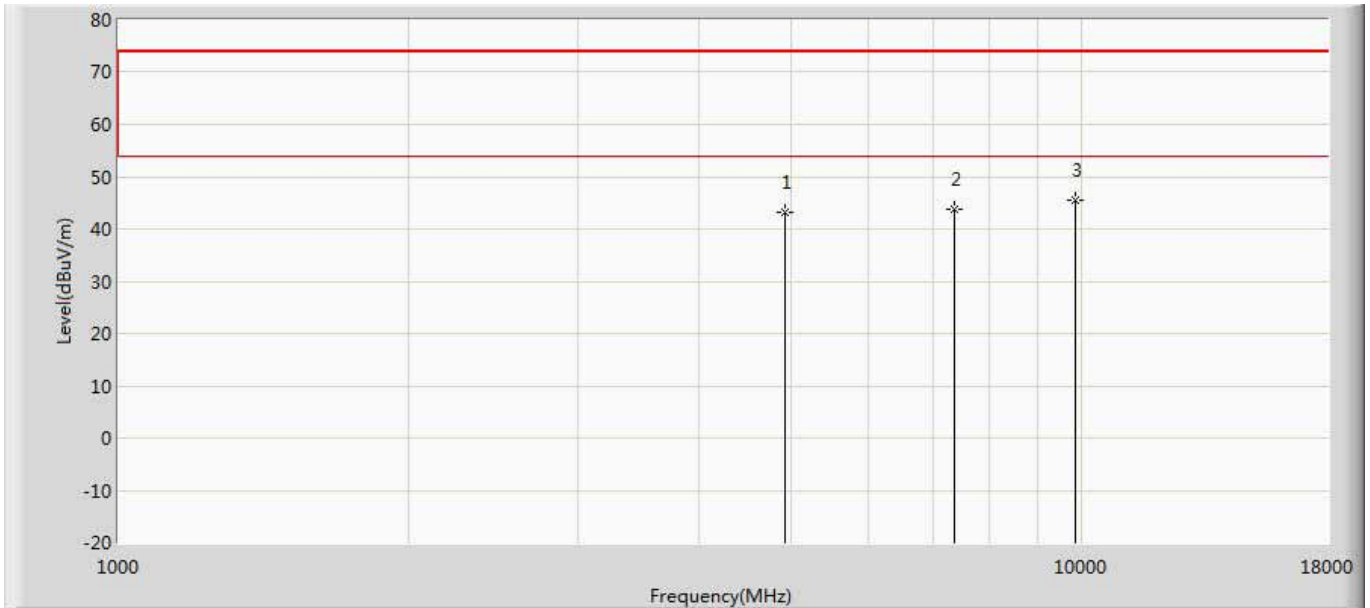
No	Mark	Frequency (MHz)	Measure Level (dBuV/m)	Reading Level (dBuV)	Over Limit (dB)	Limit (dBuV/m)	Factor (dB)	Type
1		4924.000	41.112	41.007	-32.888	74.000	0.104	PK
2		7386.000	44.165	40.991	-29.835	74.000	3.174	PK
3	*	9848.000	45.068	39.079	-28.932	74.000	5.989	PK

Engineer: Eric	
Site: AC5	Time: 2018/01/15 - 22:20
Limit: FCC_Part15.209_RE(3m)	Margin: 0
Probe: Horn_3117_00167055(1-18GHz)	Polarity: Vertical
EUT: Wireless Access point	Power: AC 120V/60Hz
Note: Mode 2:Transmit at 2462MHz by 802.11g Ant2	



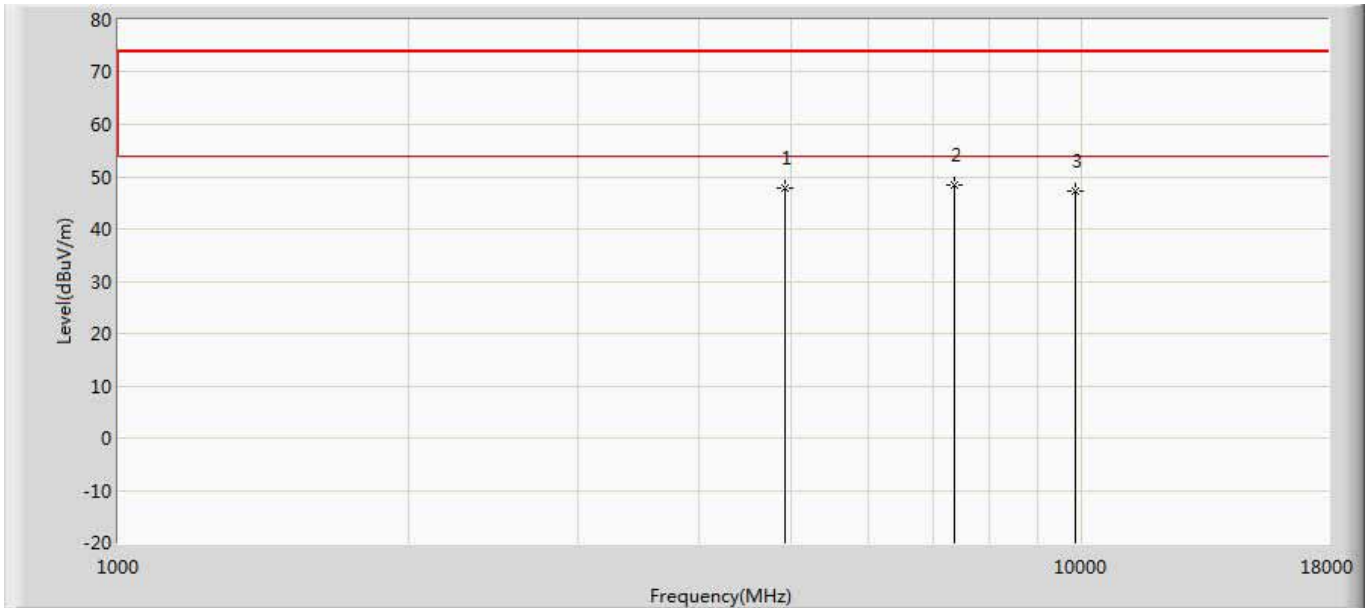
No	Mark	Frequency (MHz)	Measure Level (dBuV/m)	Reading Level (dBuV)	Over Limit (dB)	Limit (dBuV/m)	Factor (dB)	Type
1		4924.000	41.705	41.600	-32.295	74.000	0.104	PK
2	*	7383.500	46.766	43.533	-27.234	74.000	3.232	PK
3		9848.500	46.684	40.673	-27.316	74.000	6.011	PK

Engineer: Eric	
Site: AC5	Time: 2018/01/15 - 22:20
Limit: FCC_Part15.209_RE(3m)	Margin: 0
Probe: Horn_3117_00167055(1-18GHz)	Polarity: Horizontal
EUT: Wireless Access point	Power: AC 120V/60Hz
Note: Mode 2:Transmit at 2462MHz by 802.11g Ant1+2	



No	Mark	Frequency (MHz)	Measure Level (dBuV/m)	Reading Level (dBuV)	Over Limit (dB)	Limit (dBuV/m)	Factor (dB)	Type
1		4924.000	43.089	42.984	-30.911	74.000	0.104	PK
2		7386.000	43.720	40.546	-30.280	74.000	3.174	PK
3	*	9848.000	45.576	39.587	-28.424	74.000	5.989	PK

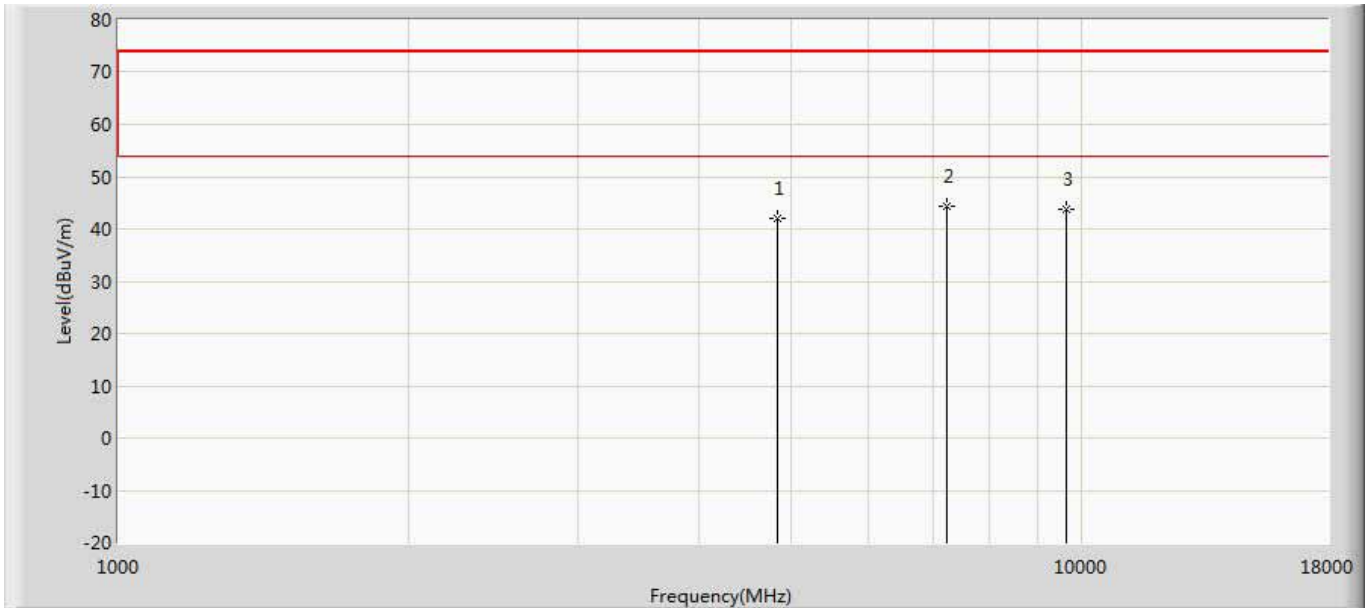
Engineer: Eric	
Site: AC5	Time: 2018/01/15 - 22:20
Limit: FCC_Part15.209_RE(3m)	Margin: 0
Probe: Horn_3117_00167055(1-18GHz)	Polarity: Vertical
EUT: Wireless Access point	Power: AC 120V/60Hz
Note: Mode 2:Transmit at 2462MHz by 802.11g Ant1+2	



No	Mark	Frequency (MHz)	Measure Level (dBuV/m)	Reading Level (dBuV)	Over Limit (dB)	Limit (dBuV/m)	Factor (dB)	Type
1		4927.000	47.917	47.790	-26.083	74.000	0.127	PK
2	*	7383.500	48.264	45.031	-25.736	74.000	3.232	PK
3		9848.500	47.327	41.316	-26.673	74.000	6.011	PK

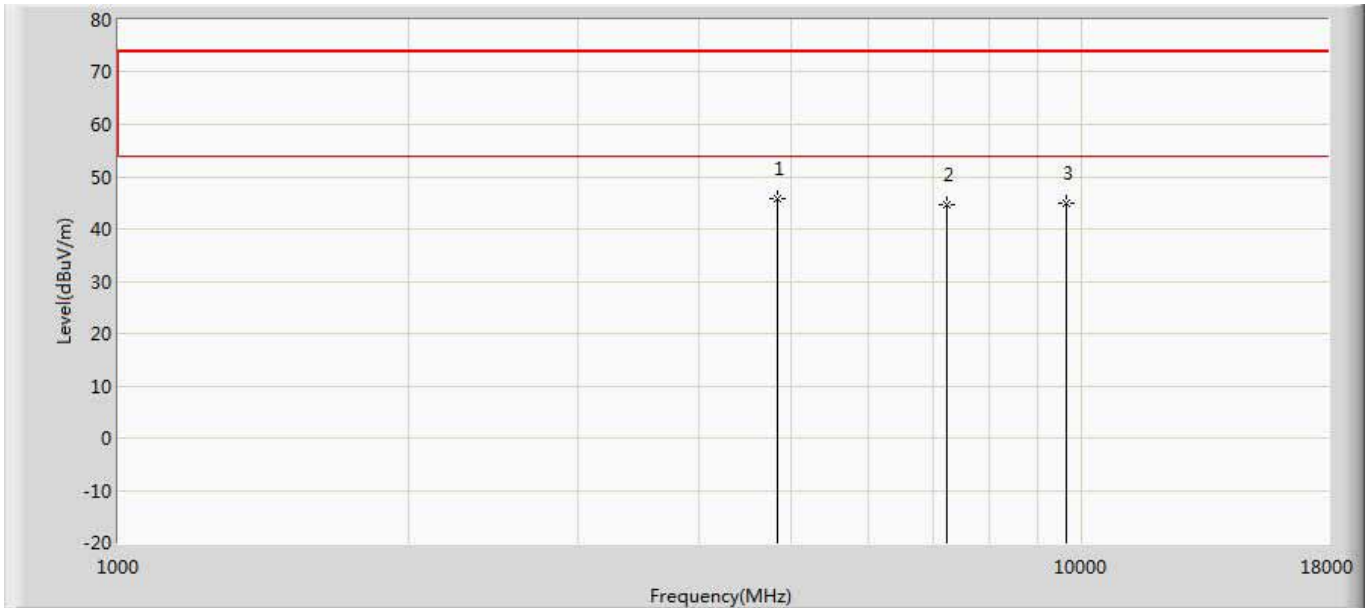


Engineer: Eric	
Site: AC5	Time: 2018/01/15 - 22:20
Limit: FCC_Part15.209_RE(3m)	Margin: 0
Probe: Horn_3117_00167055(1-18GHz)	Polarity: Horizontal
EUT: Wireless Access point	Power: AC 120V/60Hz
Note: Mode 3:Transmit at 2412MHz by 802.11n20 Ant1	



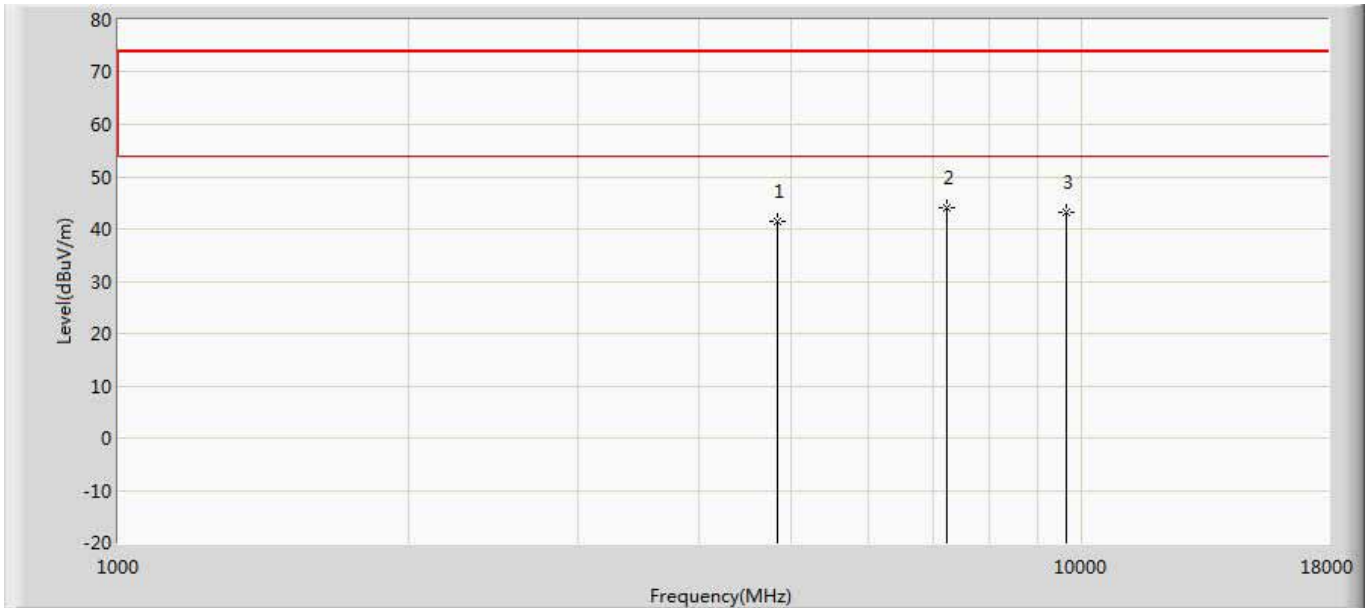
No	Mark	Frequency (MHz)	Measure Level (dBuV/m)	Reading Level (dBuV)	Over Limit (dB)	Limit (dBuV/m)	Factor (dB)	Type
1		4824.000	42.162	42.668	-31.838	74.000	-0.505	PK
2	*	7236.000	44.233	40.825	-29.767	74.000	3.407	PK
3		9648.000	43.856	38.860	-30.144	74.000	4.996	PK

Engineer: Eric	
Site: AC5	Time: 2018/01/15 - 22:20
Limit: FCC_Part15.209_RE(3m)	Margin: 0
Probe: Horn_3117_00167055(1-18GHz)	Polarity: Vertical
EUT: Wireless Access point	Power: AC 120V/60Hz
Note: Mode 3:Transmit at 2412MHz by 802.11n20 Ant1	



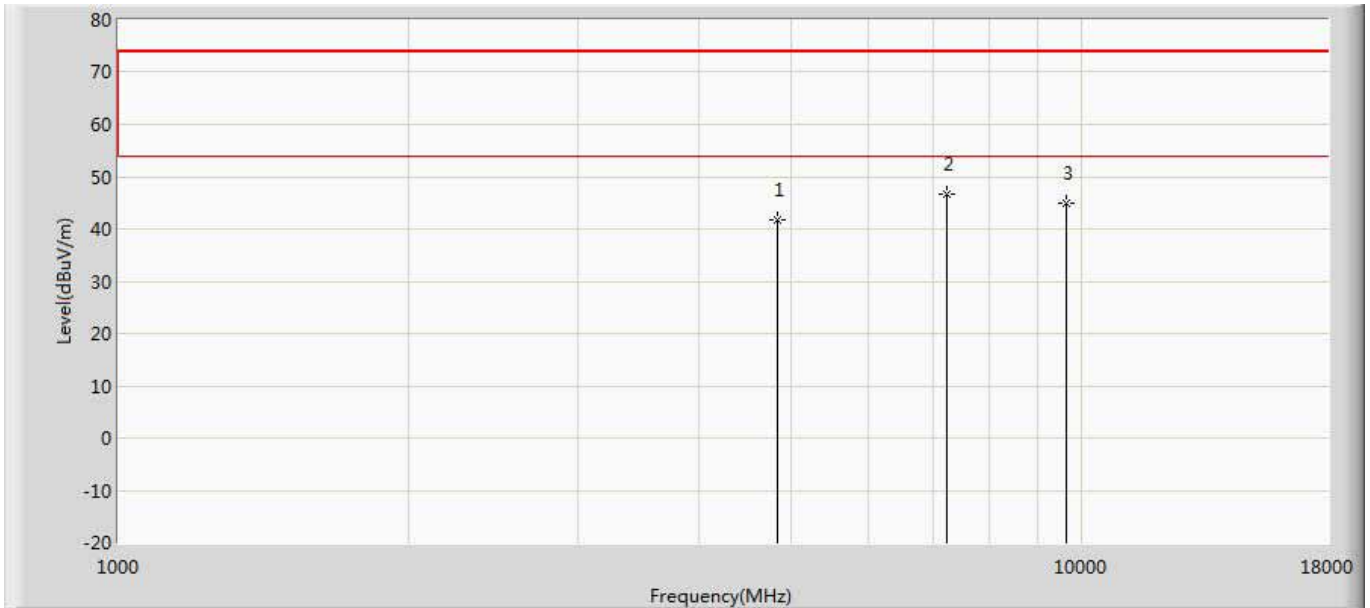
No	Mark	Frequency (MHz)	Measure Level (dBuV/m)	Reading Level (dBuV)	Over Limit (dB)	Limit (dBuV/m)	Factor (dB)	Type
1	*	4825.000	45.912	46.417	-28.088	74.000	-0.505	PK
2		7236.000	44.756	41.348	-29.244	74.000	3.407	PK
3		9648.000	44.924	39.928	-29.076	74.000	4.996	PK

Engineer: Eric	
Site: AC5	Time: 2018/01/15 - 22:20
Limit: FCC_Part15.209_RE(3m)	Margin: 0
Probe: Horn_3117_00167055(1-18GHz)	Polarity: Horizontal
EUT: Wireless Access point	Power: AC 120V/60Hz
Note: Mode 3:Transmit at 2412MHz by 802.11n20 Ant2	



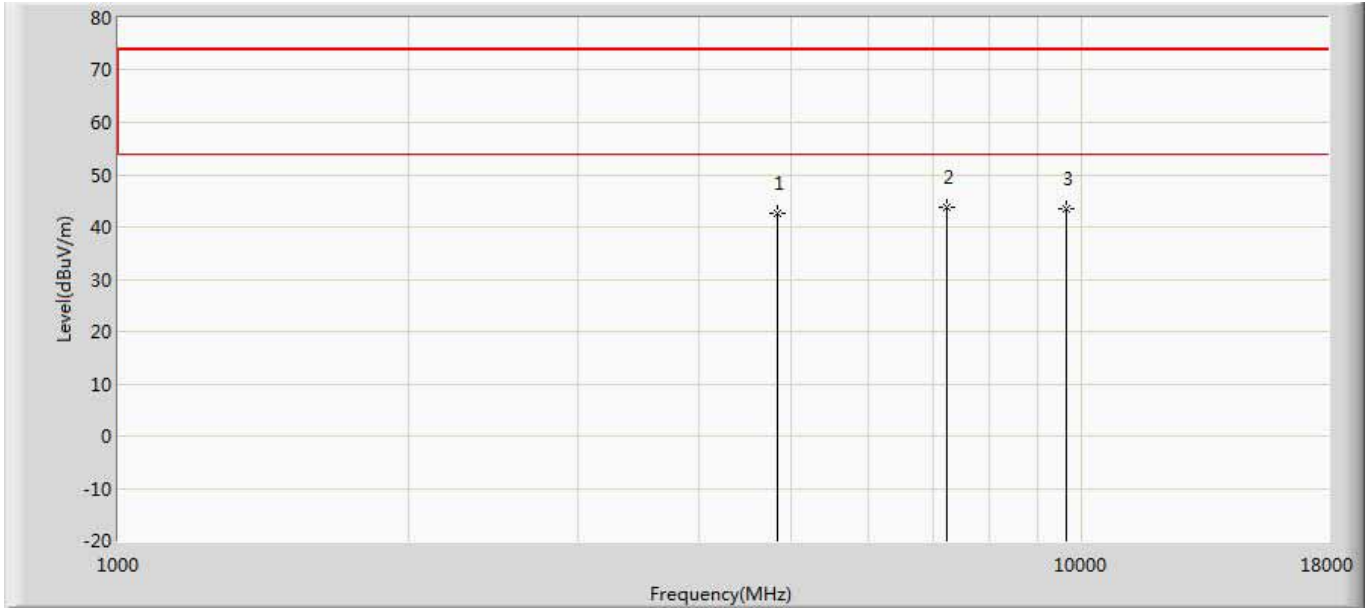
No	Mark	Frequency (MHz)	Measure Level (dBuV/m)	Reading Level (dBuV)	Over Limit (dB)	Limit (dBuV/m)	Factor (dB)	Type
1		4824.000	41.359	41.865	-32.641	74.000	-0.505	PK
2	*	7236.000	44.018	40.610	-29.982	74.000	3.407	PK
3		9648.000	43.296	38.300	-30.704	74.000	4.996	PK

Engineer: Eric	
Site: AC5	Time: 2018/01/15 - 22:20
Limit: FCC_Part15.209_RE(3m)	Margin: 0
Probe: Horn_3117_00167055(1-18GHz)	Polarity: Vertical
EUT: Wireless Access point	Power: AC 120V/60Hz
Note: Mode 3:Transmit at 2412MHz by 802.11n20 Ant2	



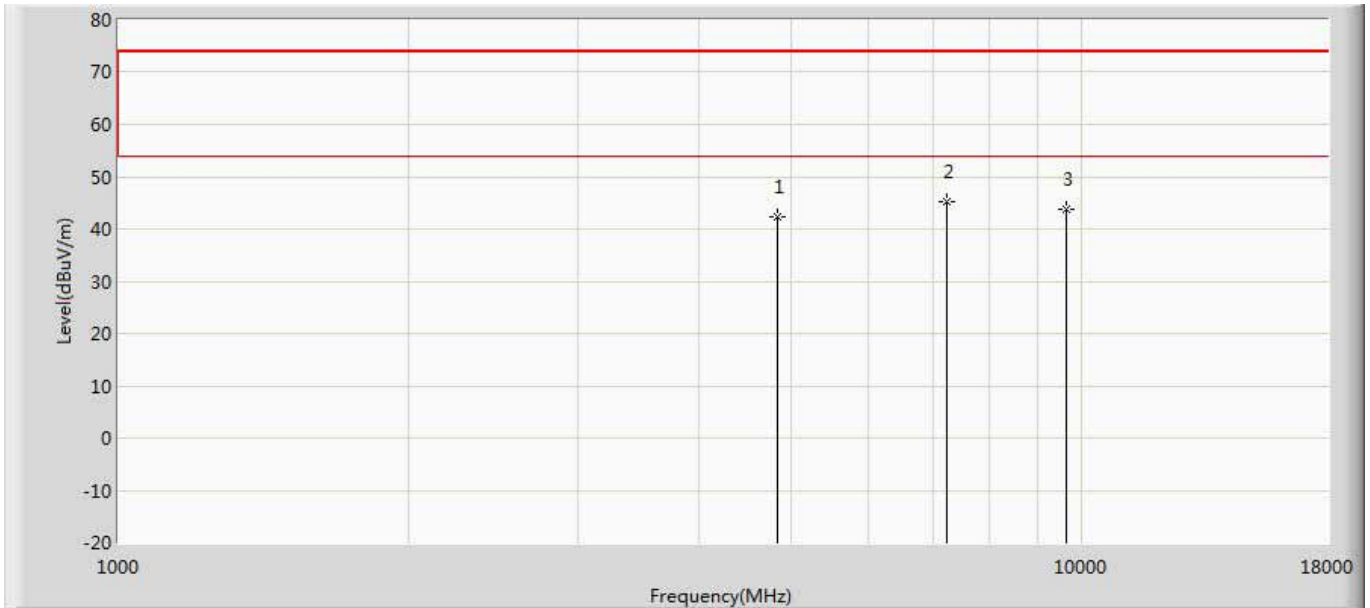
No	Mark	Frequency (MHz)	Measure Level (dBuV/m)	Reading Level (dBuV)	Over Limit (dB)	Limit (dBuV/m)	Factor (dB)	Type
1		4824.000	41.738	42.244	-32.262	74.000	-0.505	PK
2	*	7239.000	46.808	43.432	-27.192	74.000	3.376	PK
3		9648.000	44.839	39.843	-29.161	74.000	4.996	PK

Engineer: Eric	
Site: AC5	Time: 2018/01/15 - 22:20
Limit: FCC_Part15.209_RE(3m)	Margin: 0
Probe: Horn_3117_00167055(1-18GHz)	Polarity: Horizontal
EUT: Wireless Access point	Power: AC 120V/60Hz
Note: Mode 3:Transmit at 2412MHz by 802.11n20 Ant1+2	



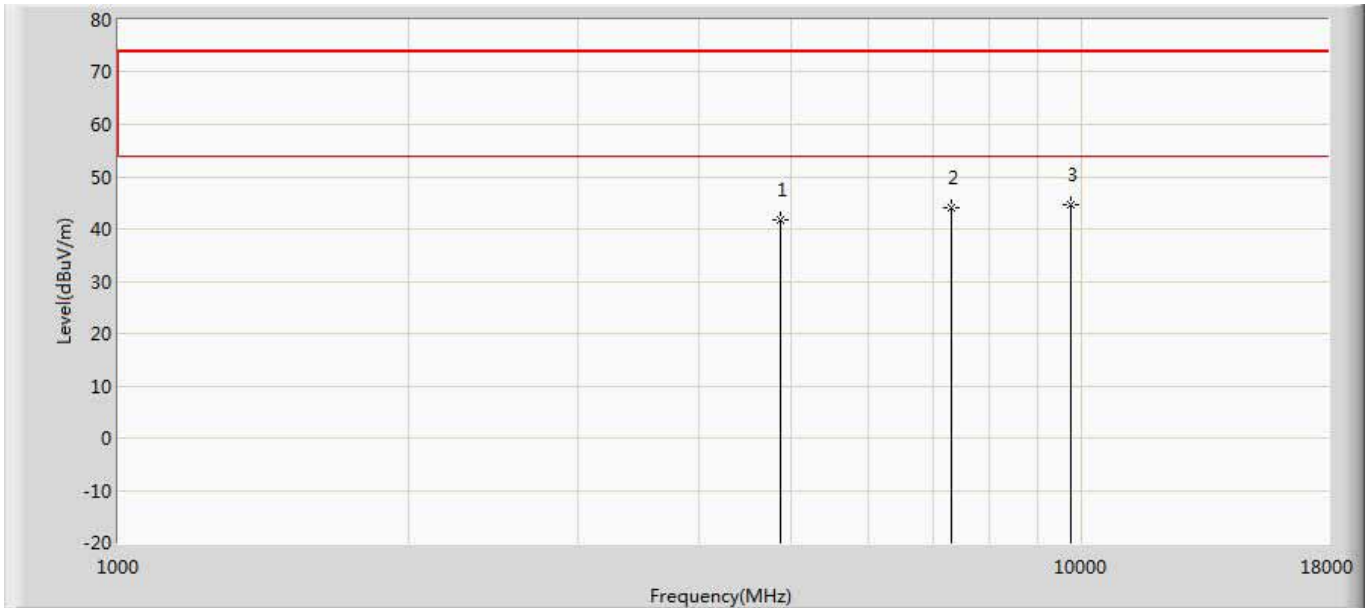
No	Mark	Frequency (MHz)	Measure Level (dBuV/m)	Reading Level (dBuV)	Over Limit (dB)	Limit (dBuV/m)	Factor (dB)	Type
1		4824.000	42.517	43.023	-31.483	74.000	-0.505	PK
2	*	7236.000	43.631	40.223	-30.369	74.000	3.407	PK
3		9648.000	43.485	38.489	-30.515	74.000	4.996	PK

Engineer: Eric	
Site: AC5	Time: 2018/01/15 - 22:21
Limit: FCC_Part15.209_RE(3m)	Margin: 0
Probe: Horn_3117_00167055(1-18GHz)	Polarity: Vertical
EUT: Wireless Access point	Power: AC 120V/60Hz
Note: Mode 3:Transmit at 2412MHz by 802.11n20 Ant1+2	



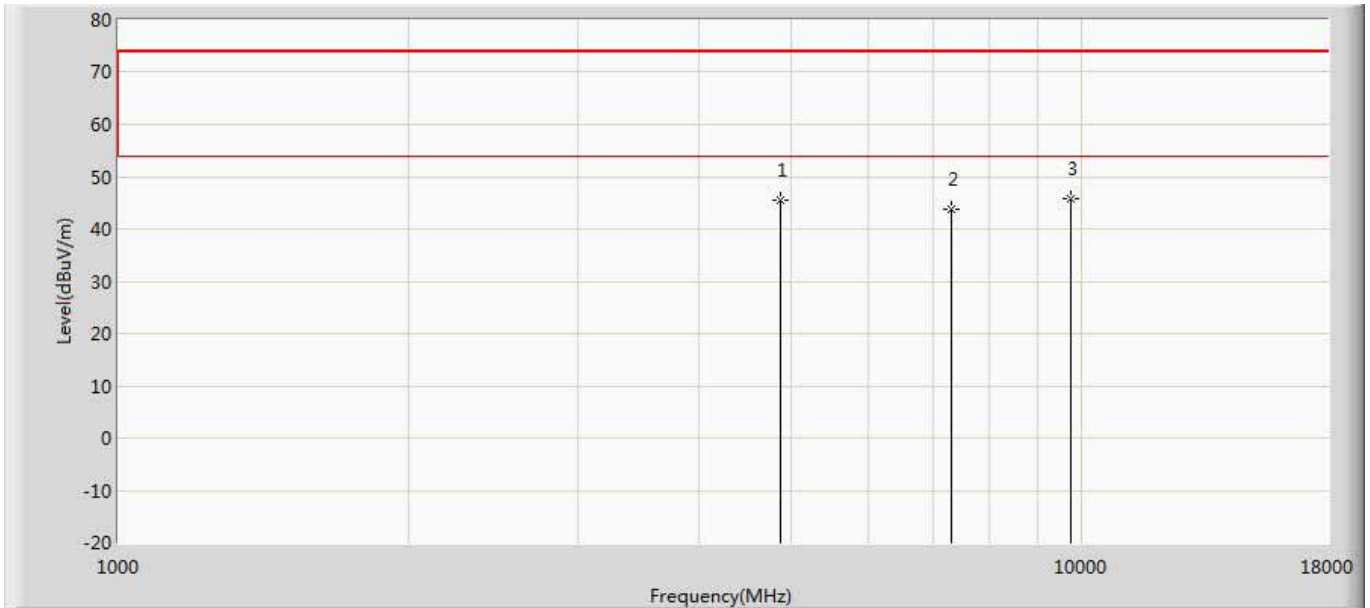
No	Mark	Frequency (MHz)	Measure Level (dBuV/m)	Reading Level (dBuV)	Over Limit (dB)	Limit (dBuV/m)	Factor (dB)	Type
1		4824.000	42.234	42.740	-31.766	74.000	-0.505	PK
2	*	7236.000	45.145	41.737	-28.855	74.000	3.407	PK
3		9648.000	43.835	38.839	-30.165	74.000	4.996	PK

Engineer: Eric	
Site: AC5	Time: 2018/01/15 - 22:21
Limit: FCC_Part15.209_RE(3m)	Margin: 0
Probe: Horn_3117_00167055(1-18GHz)	Polarity: Horizontal
EUT: Wireless Access point	Power: AC 120V/60Hz
Note: Mode 3:Transmit at 2437MHz by 802.11n20 Ant1	



No	Mark	Frequency (MHz)	Measure Level (dBuV/m)	Reading Level (dBuV)	Over Limit (dB)	Limit (dBuV/m)	Factor (dB)	Type
1		4874.000	41.742	42.184	-32.258	74.000	-0.442	PK
2		7311.000	43.922	40.050	-30.078	74.000	3.872	PK
3	*	9748.000	44.672	39.671	-29.328	74.000	5.002	PK

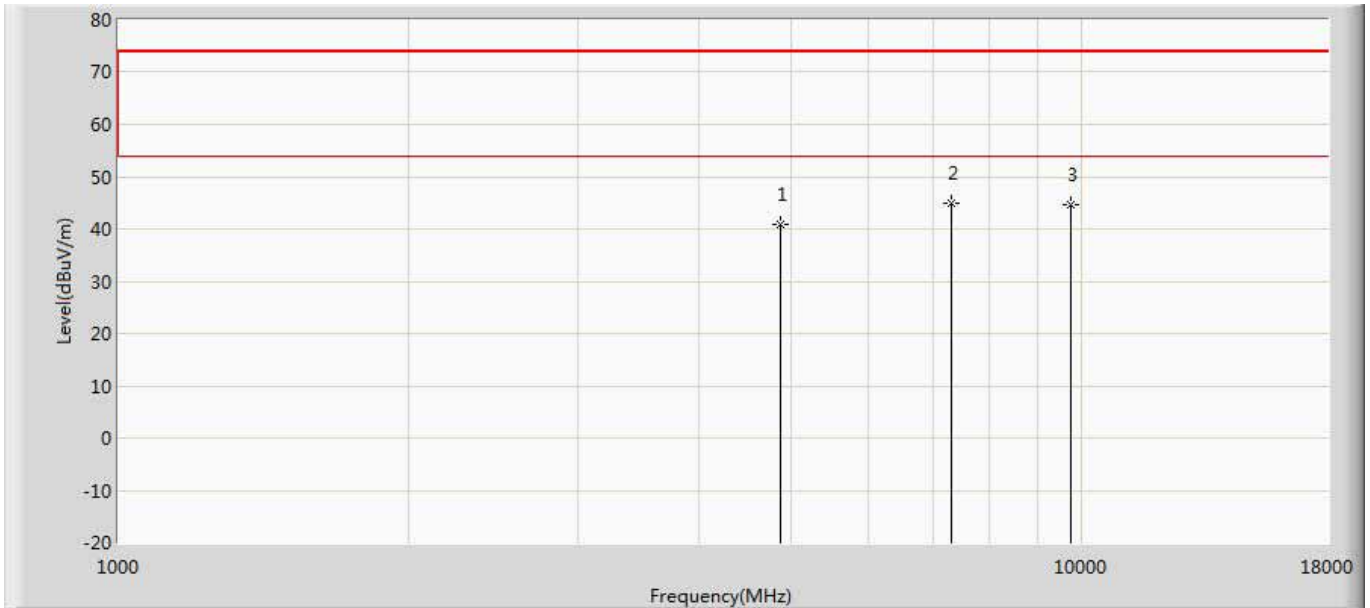
Engineer: Eric	
Site: AC5	Time: 2018/01/15 - 22:21
Limit: FCC_Part15.209_RE(3m)	Margin: 0
Probe: Horn_3117_00167055(1-18GHz)	Polarity: Vertical
EUT: Wireless Access point	Power: AC 120V/60Hz
Note: Mode 3:Transmit at 2437MHz by 802.11n20 Ant1	



No	Mark	Frequency (MHz)	Measure Level (dBuV/m)	Reading Level (dBuV)	Over Limit (dB)	Limit (dBuV/m)	Factor (dB)	Type
1		4874.000	45.526	45.968	-28.474	74.000	-0.442	PK
2		7311.000	43.863	39.991	-30.137	74.000	3.872	PK
3	*	9748.000	45.769	40.768	-28.231	74.000	5.002	PK

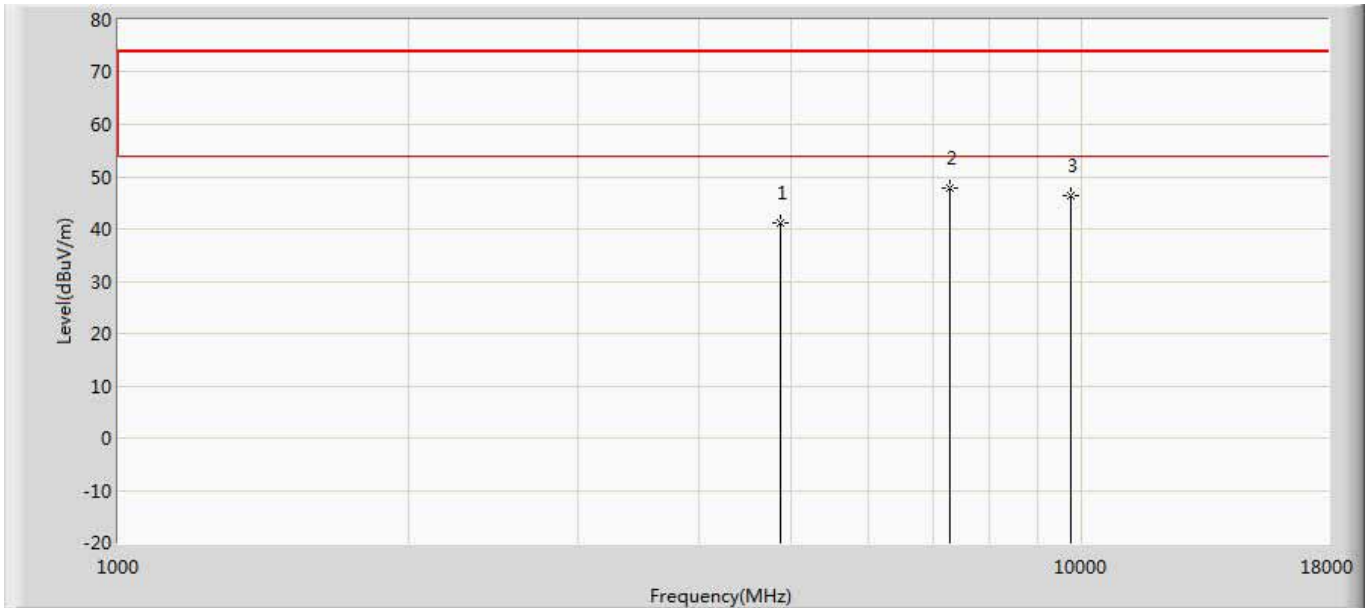


Engineer: Eric	
Site: AC5	Time: 2018/01/15 - 22:21
Limit: FCC_Part15.209_RE(3m)	Margin: 0
Probe: Horn_3117_00167055(1-18GHz)	Polarity: Horizontal
EUT: Wireless Access point	Power: AC 120V/60Hz
Note: Mode 3:Transmit at 2437MHz by 802.11n20 Ant2	



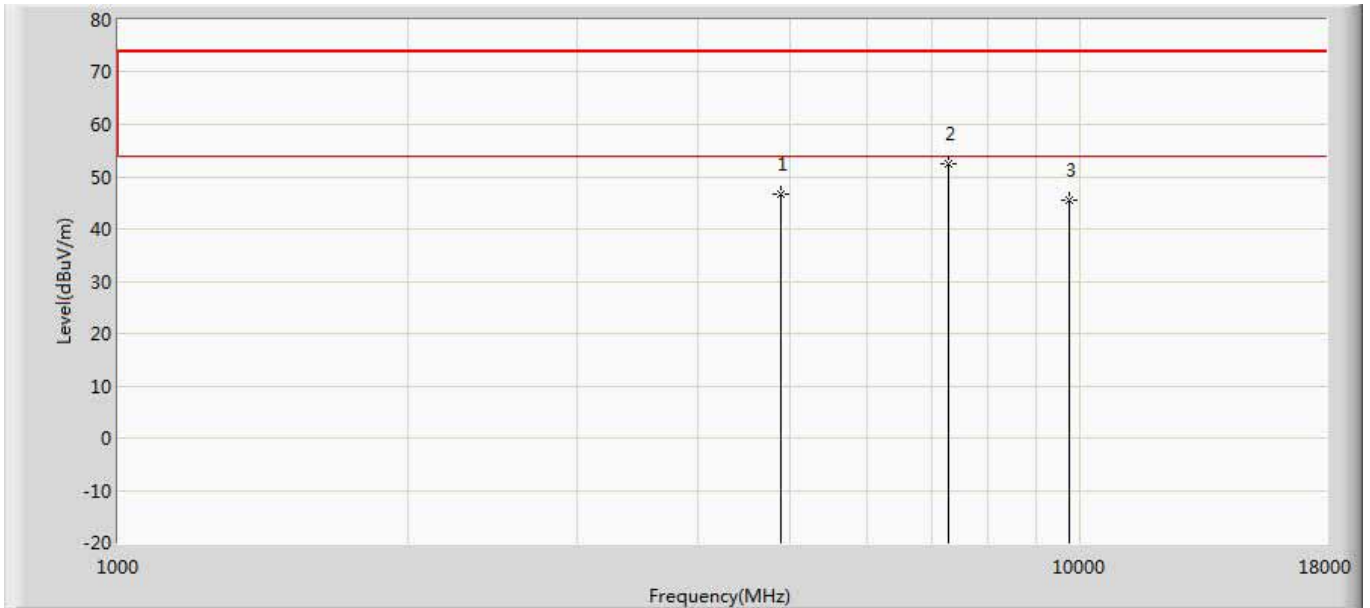
No	Mark	Frequency (MHz)	Measure Level (dBuV/m)	Reading Level (dBuV)	Over Limit (dB)	Limit (dBuV/m)	Factor (dB)	Type
1		4874.000	40.854	41.296	-33.146	74.000	-0.442	PK
2	*	7311.000	45.013	41.141	-28.987	74.000	3.872	PK
3		9748.000	44.535	39.534	-29.465	74.000	5.002	PK

Engineer: Eric	
Site: AC5	Time: 2018/01/15 - 22:21
Limit: FCC_Part15.209_RE(3m)	Margin: 0
Probe: Horn_3117_00167055(1-18GHz)	Polarity: Vertical
EUT: Wireless Access point	Power: AC 120V/60Hz
Note: Mode 3:Transmit at 2437MHz by 802.11n20 Ant2	



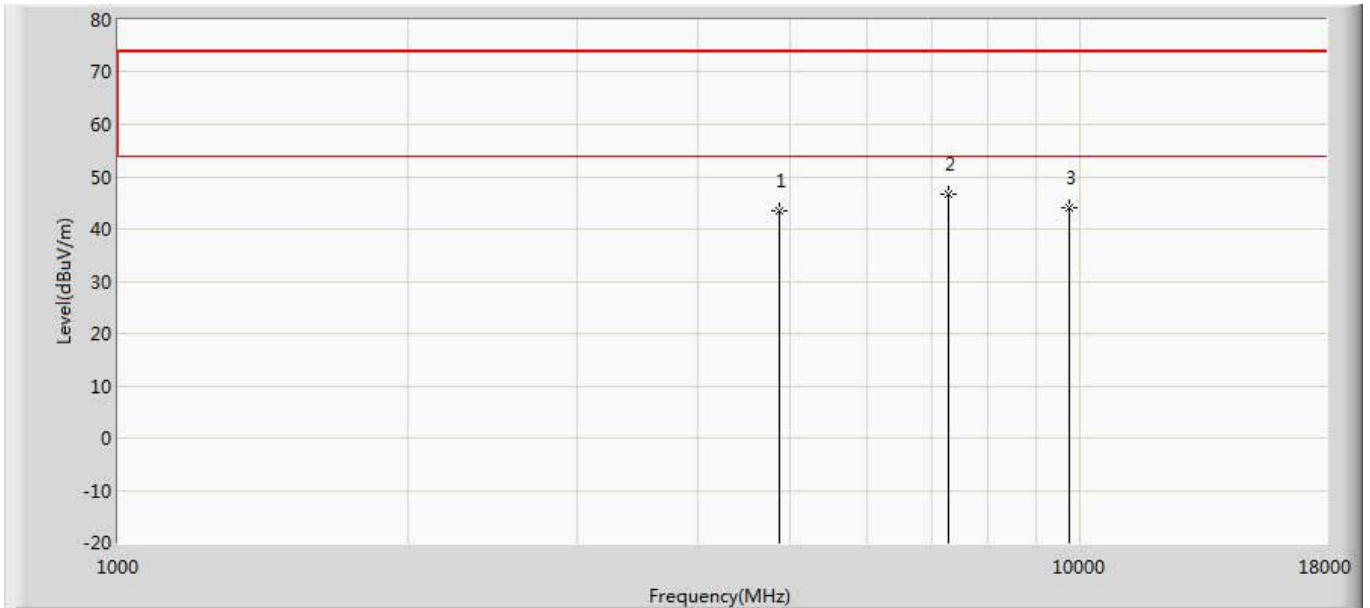
No	Mark	Frequency (MHz)	Measure Level (dBuV/m)	Reading Level (dBuV)	Over Limit (dB)	Limit (dBuV/m)	Factor (dB)	Type
1		4874.000	41.301	41.743	-32.699	74.000	-0.442	PK
2	*	7307.000	47.706	43.852	-26.294	74.000	3.854	PK
3		9746.500	46.455	41.311	-27.545	74.000	5.144	PK

Engineer: Eric	
Site: AC5	Time: 2018/01/15 - 22:17
Limit: FCC_Part15.209_RE(3m)	Margin: 0
Probe: Horn_3117_00167055(1-18GHz)	Polarity: Vertical
EUT: Wireless Access point	Power: AC 120V/60Hz
Note: Mode 3:Transmit at 2437MHz by 802.11n20 Ant1+2	



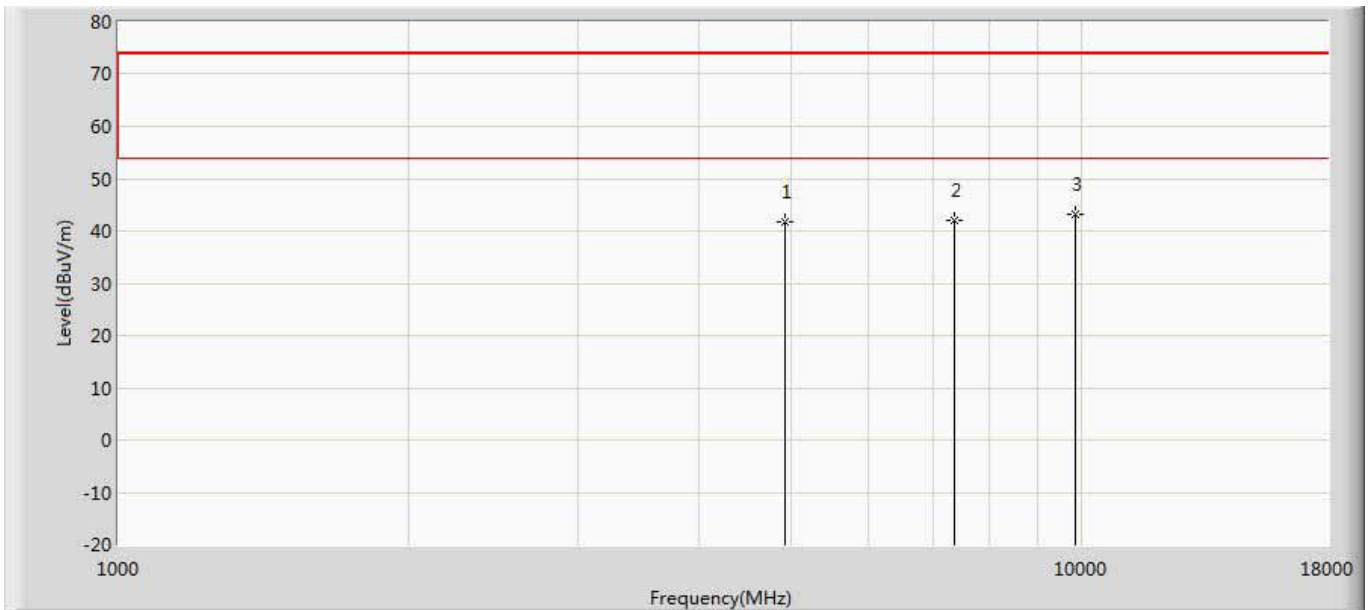
No	Mark	Frequency (MHz)	Measure Level (dBuV/m)	Reading Level (dBuV)	Over Limit (dB)	Limit (dBuV/m)	Factor (dB)	Type
1		4876.000	46.794	47.204	-27.206	74.000	-0.410	PK
2	*	7307.000	52.562	48.708	-21.438	74.000	3.854	PK
3		9748.000	45.454	40.453	-28.546	74.000	5.002	PK

Engineer: Eric	
Site: AC5	Time: 2018/01/15 - 22:17
Limit: FCC_Part15.209_RE(3m)	Margin: 0
Probe: Horn_3117_00167055(1-18GHz)	Polarity: Horizontal
EUT: Wireless Access point	Power: AC 120V/60Hz
Note: Mode 3:Transmit at 2437MHz by 802.11n20 Ant1+2	



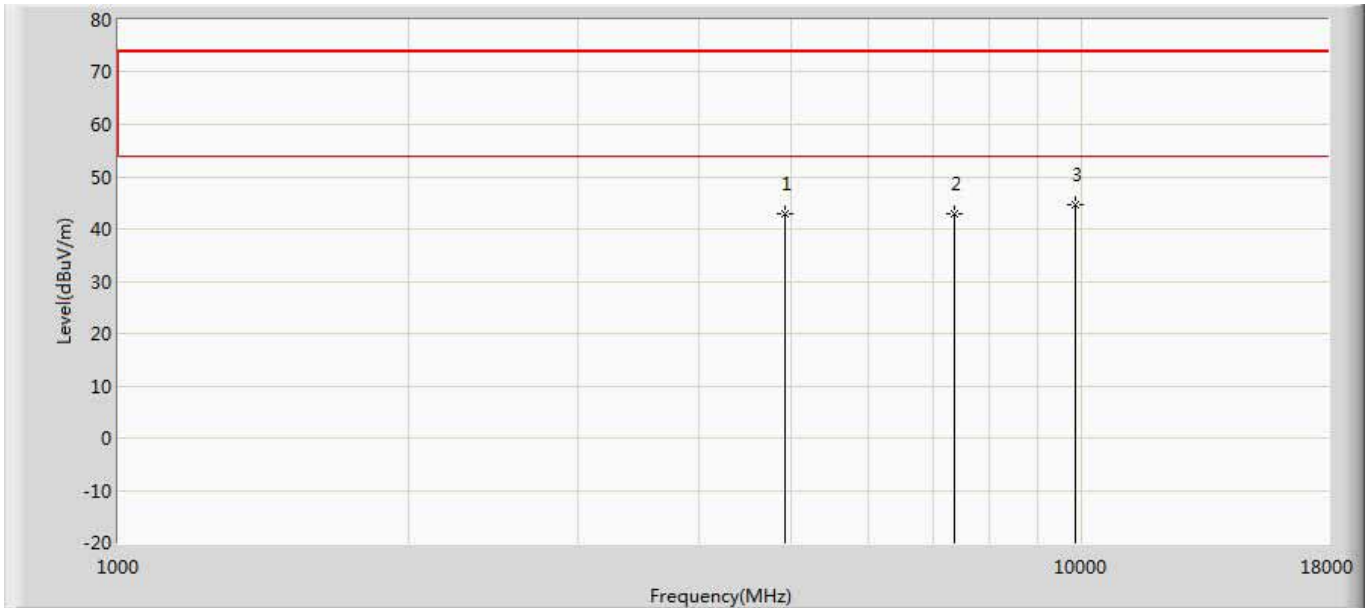
No	Mark	Frequency (MHz)	Measure Level (dBuV/m)	Reading Level (dBuV)	Over Limit (dB)	Limit (dBuV/m)	Factor (dB)	Type
1		4874.000	43.404	43.846	-30.596	74.000	-0.442	PK
2	*	7307.000	46.547	42.693	-27.453	74.000	3.854	PK
3		9748.000	44.012	39.011	-29.988	74.000	5.002	PK

Engineer: Eric	
Site: AC5	Time: 2018/01/15 - 22:21
Limit: FCC_Part15.209_RE(3m)	Margin: 0
Probe: Horn_3117_00167055(1-18GHz)	Polarity: Horizontal
EUT: Wireless Access point	Power: AC 120V/60Hz
Note: Mode 3:Transmit at 2462MHz by 802.11n20 Ant1	



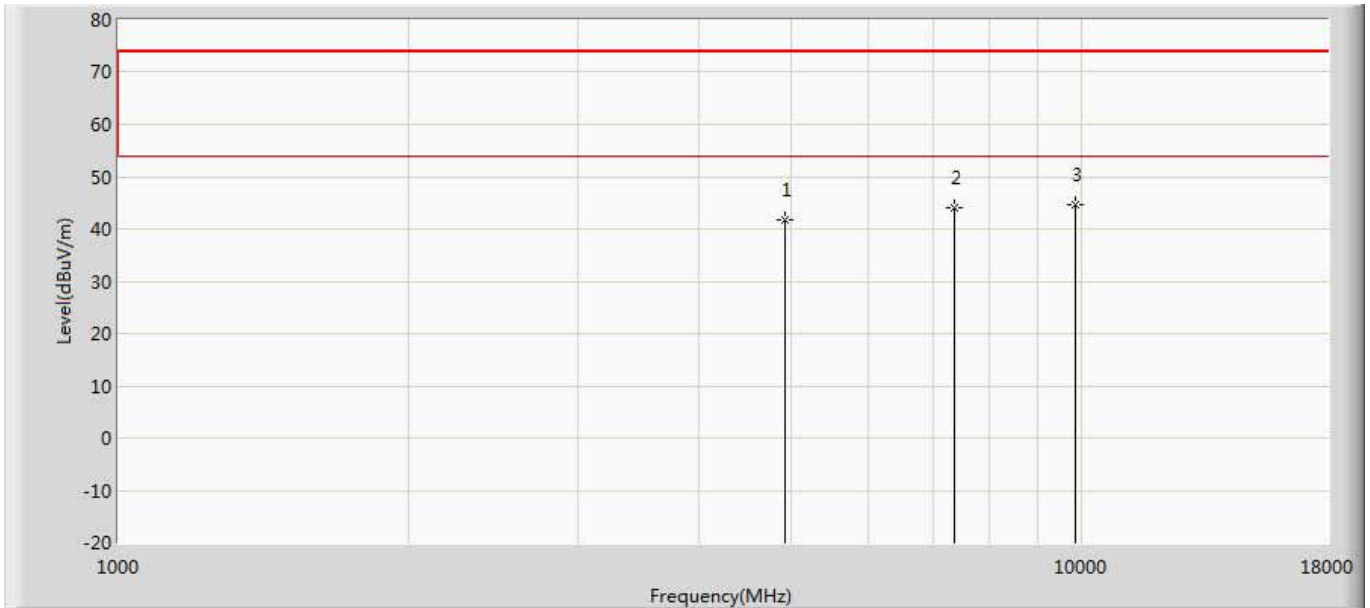
No	Mark	Frequency (MHz)	Measure Level (dBuV/m)	Reading Level (dBuV)	Over Limit (dB)	Limit (dBuV/m)	Factor (dB)	Type
1		4924.000	41.626	41.521	-32.374	74.000	0.104	PK
2		7386.000	41.911	38.737	-32.089	74.000	3.174	PK
3	*	9848.000	43.194	37.205	-30.806	74.000	5.989	PK

Engineer: Eric	
Site: AC5	Time: 2018/01/15 - 22:21
Limit: FCC_Part15.209_RE(3m)	Margin: 0
Probe: Horn_3117_00167055(1-18GHz)	Polarity: Vertical
EUT: Wireless Access point	Power: AC 120V/60Hz
Note: Mode 3:Transmit at 2462MHz by 802.11n20 Ant1	



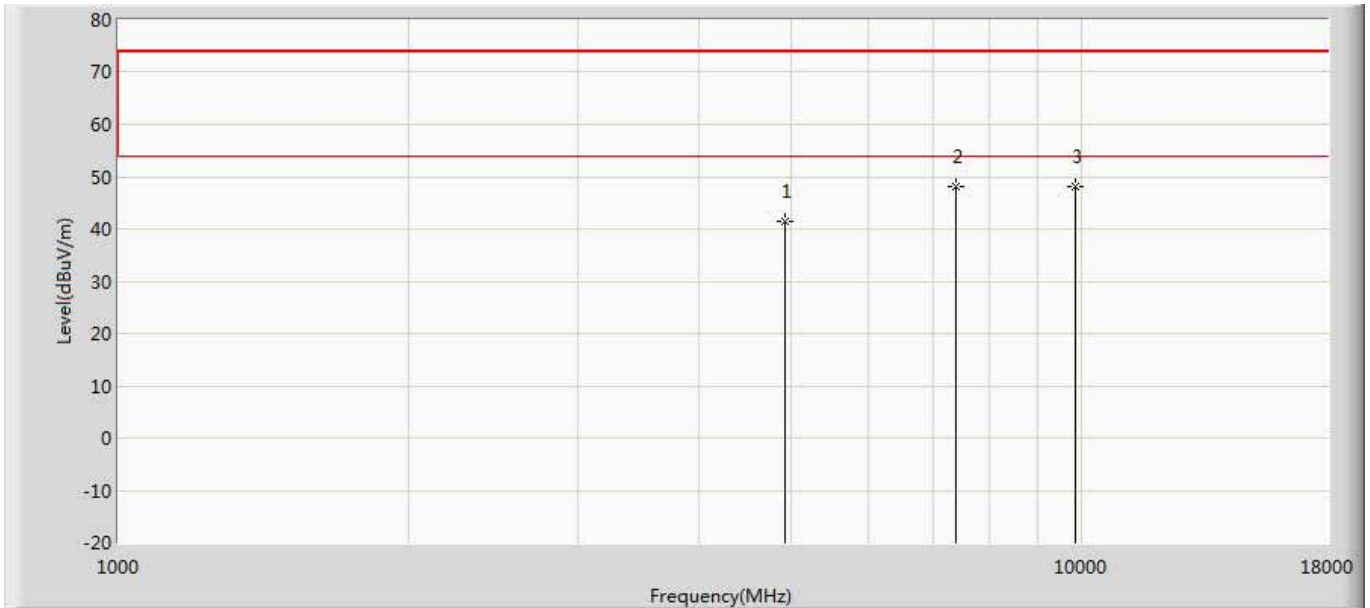
No	Mark	Frequency (MHz)	Measure Level (dBuV/m)	Reading Level (dBuV)	Over Limit (dB)	Limit (dBuV/m)	Factor (dB)	Type
1		4924.000	42.917	42.812	-31.083	74.000	0.104	PK
2		7386.000	42.872	39.698	-31.128	74.000	3.174	PK
3	*	9848.000	44.745	38.756	-29.255	74.000	5.989	PK

Engineer: Eric	
Site: AC5	Time: 2018/01/15 - 22:21
Limit: FCC_Part15.209_RE(3m)	Margin: 0
Probe: Horn_3117_00167055(1-18GHz)	Polarity: Horizontal
EUT: Wireless Access point	Power: AC 120V/60Hz
Note: Mode 3:Transmit at 2462MHz by 802.11n20 Ant2	



No	Mark	Frequency (MHz)	Measure Level (dBuV/m)	Reading Level (dBuV)	Over Limit (dB)	Limit (dBuV/m)	Factor (dB)	Type
1		4924.000	41.826	41.721	-32.174	74.000	0.104	PK
2		7386.000	44.037	40.863	-29.963	74.000	3.174	PK
3	*	9848.000	44.720	38.731	-29.280	74.000	5.989	PK

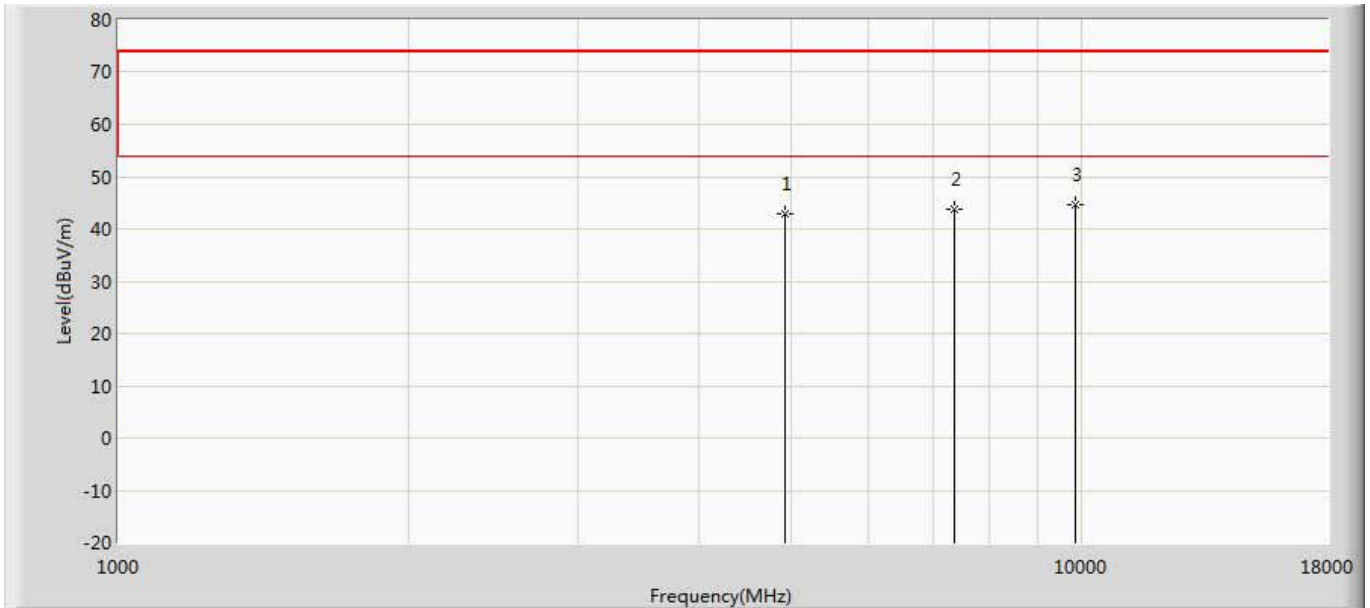
Engineer: Eric	
Site: AC5	Time: 2018/01/15 - 22:21
Limit: FCC_Part15.209_RE(3m)	Margin: 0
Probe: Horn_3117_00167055(1-18GHz)	Polarity: Vertical
EUT: Wireless Access point	Power: AC 120V/60Hz
Note: Mode 3:Transmit at 2462MHz by 802.11n20 Ant2	



No	Mark	Frequency (MHz)	Measure Level (dBuV/m)	Reading Level (dBuV)	Over Limit (dB)	Limit (dBuV/m)	Factor (dB)	Type
1		4924.000	41.365	41.260	-32.635	74.000	0.104	PK
2	*	7392.000	48.230	45.198	-25.770	74.000	3.032	PK
3		9848.500	48.025	42.014	-25.975	74.000	6.011	PK

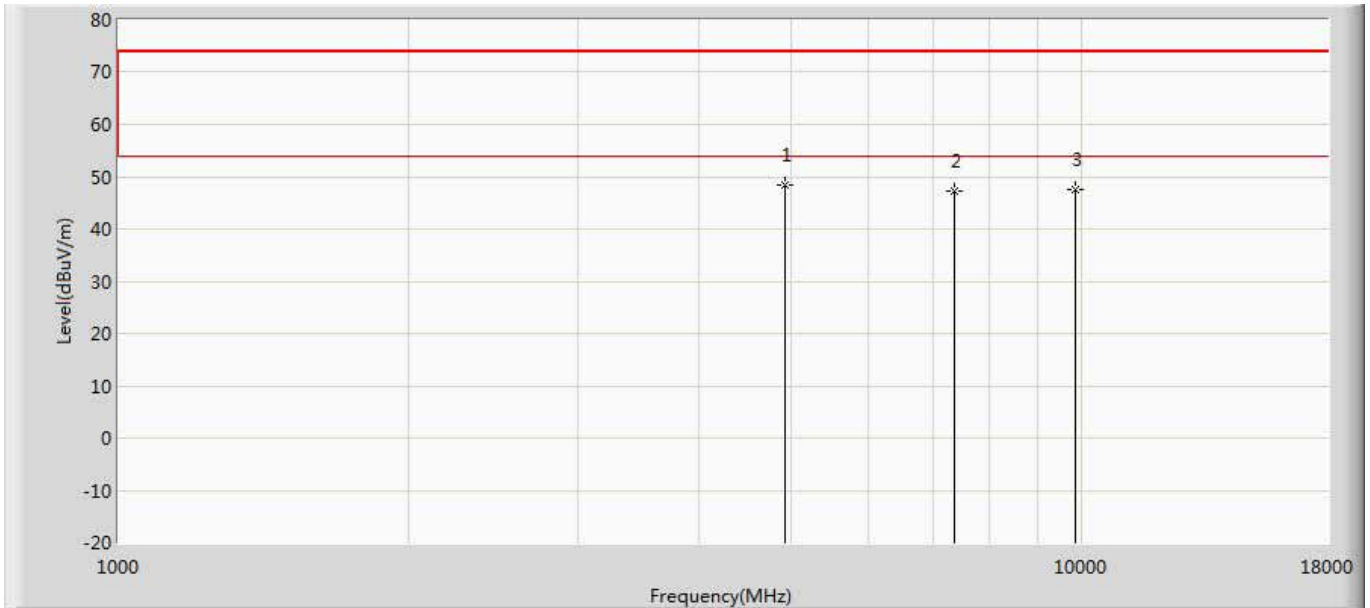


Engineer: Eric	
Site: AC5	Time: 2018/01/15 - 22:21
Limit: FCC_Part15.209_RE(3m)	Margin: 0
Probe: Horn_3117_00167055(1-18GHz)	Polarity: Horizontal
EUT: Wireless Access point	Power: AC 120V/60Hz
Note: Mode 3:Transmit at 2462MHz by 802.11n20 Ant1+2	



No	Mark	Frequency (MHz)	Measure Level (dBuV/m)	Reading Level (dBuV)	Over Limit (dB)	Limit (dBuV/m)	Factor (dB)	Type
1		4924.000	42.944	42.839	-31.056	74.000	0.104	PK
2		7386.000	43.676	40.502	-30.324	74.000	3.174	PK
3	*	9848.000	44.770	38.781	-29.230	74.000	5.989	PK

Engineer: Eric	
Site: AC5	Time: 2018/01/15 - 22:21
Limit: FCC_Part15.209_RE(3m)	Margin: 0
Probe: Horn_3117_00167055(1-18GHz)	Polarity: Vertical
EUT: Wireless Access point	Power: AC 120V/60Hz
Note: Mode 3:Transmit at 2462MHz by 802.11n20 Ant1+2	



No	Mark	Frequency (MHz)	Measure Level (dBuV/m)	Reading Level (dBuV)	Over Limit (dB)	Limit (dBuV/m)	Factor (dB)	Type
1	*	4927.000	48.499	48.372	-25.501	74.000	0.127	PK
2		7383.500	47.225	43.993	-26.775	74.000	3.232	PK
3		9848.500	47.601	41.590	-26.399	74.000	6.011	PK

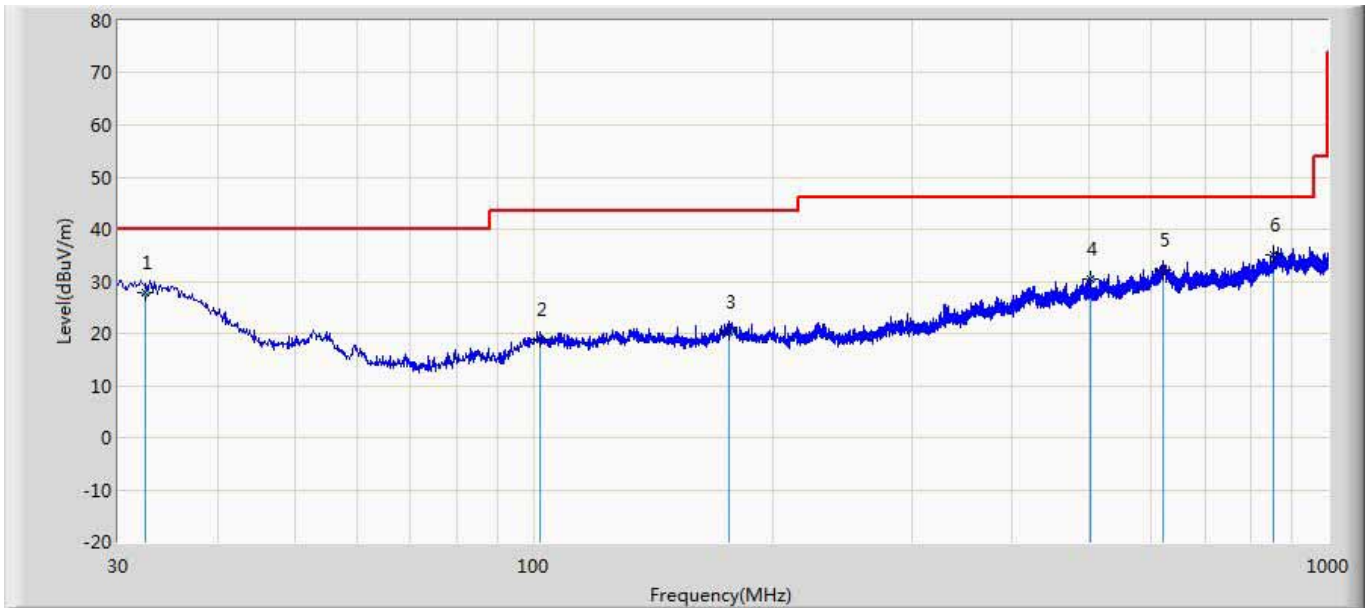
Note: 1. Measure Level = Reading Level + Factor.

Note: 2. The test frequency range, 9kHz~30MHz, 18GHz~25GHz, both of the worst case are at least 6dB below the limits, therefore no data appear in the report.

Note: 3. This limit applies for using average detector, if the test result on peak is lower than average limit, then average measurement needn't be performed.

### The worst case of Radiated Emission below 1GHz:

Engineer: CptJack	
Site: AC2	Time: 2017/12/05
Limit: FCC_Part15.109_RE(3m)_ClassB	Margin: 0
Probe: AC2_3M(30-1000M)	Polarity: Horizontal
EUT: Wireless Access point	Power: AC 120V/60Hz
Note: Mode 1:Transmit at channel 2412MHz by 802.11b	

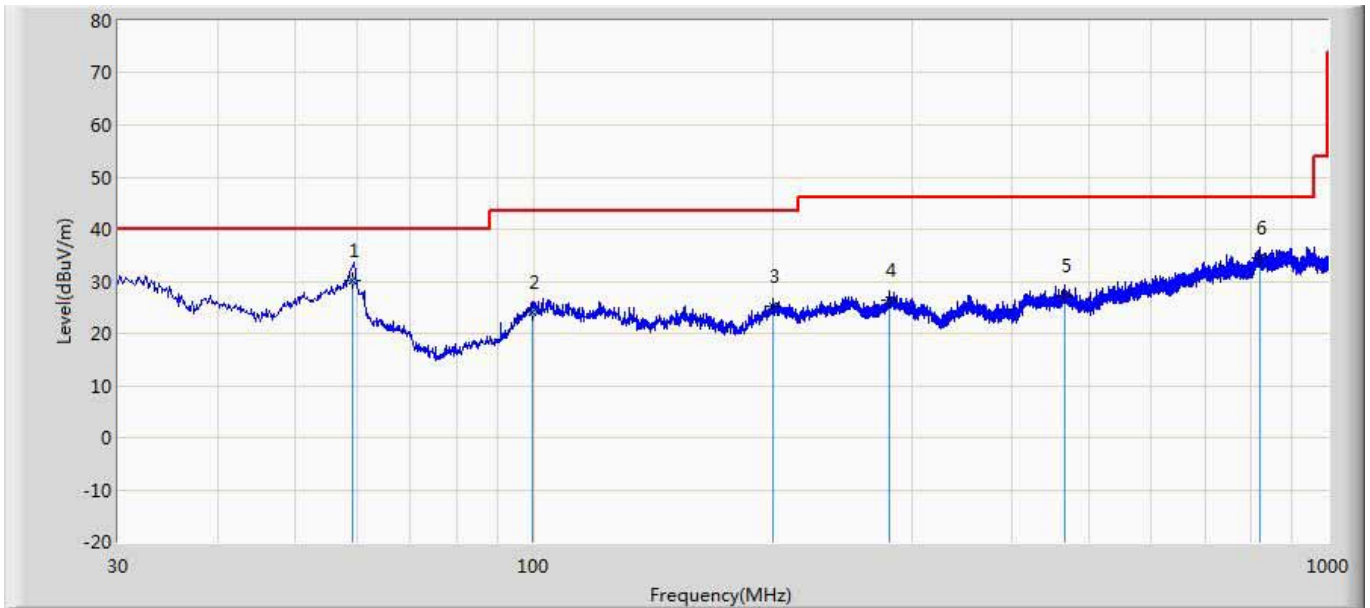


No	Mark	Frequency (MHz)	Measure Level (dBuV/m)	Reading Level (dBuV)	Over Limit (dB)	Limit (dBuV/m)	Probe (dB/m)	Cable (dB)	Amp (dB)	Ant Pos (cm)	Table Pos (deg)	Type
1		32.472	27.877	0.500	-12.123	40.000	20.731	6.645	0.000	100	355	QP
2		101.842	18.739	1.600	-24.761	43.500	10.252	6.886	0.000	200	66	QP
3		175.885	20.284	3.100	-23.216	43.500	9.896	7.289	0.000	187	360	QP
4		501.621	30.568	3.000	-15.432	46.000	19.522	8.046	0.000	100	5	QP
5		621.034	32.033	1.200	-13.967	46.000	22.273	8.560	0.000	200	149	QP
6	*	854.610	34.950	2.600	-11.050	46.000	23.210	9.140	0.000	100	124	QP

**Note:**

1. " \* ", means this data is the worst emission level.
2. Measurement Level = Reading Level + Factor(Probe+Cable-Amp).

Engineer: CptJack	
Site: AC2	Time: 2017/12/05
Limit: FCC_Part15.109_RE(3m)_ClassB	Margin: 0
Probe: AC2_3M(30-1000M)	Polarity: Vertical
EUT: Wireless Access point	Power: AC 120V/60Hz
Note: Mode 1:Transmit at channel 2412MHz by 802.11b	



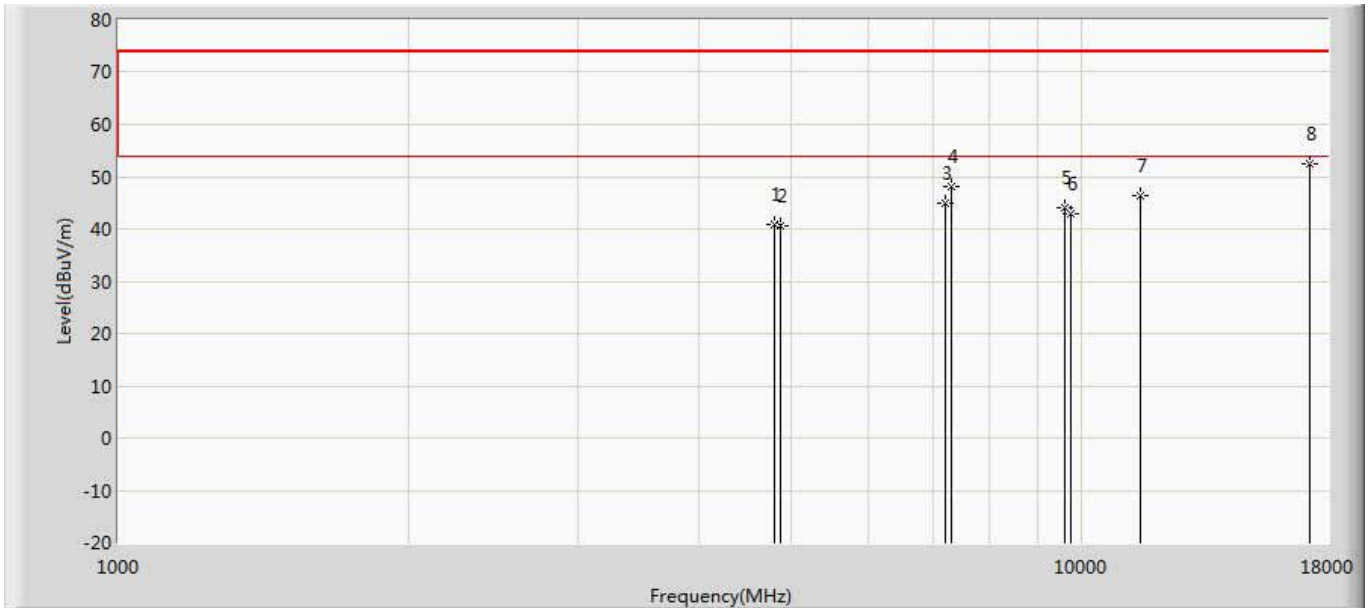
No	Mark	Frequency (MHz)	Measure Level (dBuV/m)	Reading Level (dBuV)	Over Limit (dB)	Limit (dBuV/m)	Probe (dB/m)	Cable (dB)	Amp (dB)	Ant Pos (cm)	Table Pos (deg)	Type
1	*	59.154	30.152	13.600	-9.848	40.000	9.848	6.704	0.000	100	59	QP
2		99.719	23.958	2.056	-19.542	43.500	15.036	6.867	0.000	200	204	QP
3		200.114	25.294	1.724	-18.206	43.500	16.229	7.342	0.000	100	195	QP
4		280.987	26.247	1.158	-19.753	46.000	17.489	7.601	0.000	200	354	QP
5		466.621	27.342	0.600	-18.658	46.000	18.733	8.009	0.000	100	113	QP
6		822.732	34.529	1.743	-11.471	46.000	23.722	9.064	0.000	100	251	QP

Note:

1. " \* ", means this data is the worst emission level.
2. Measurement Level = Reading Level + Factor(Probe+Cable-Amp).

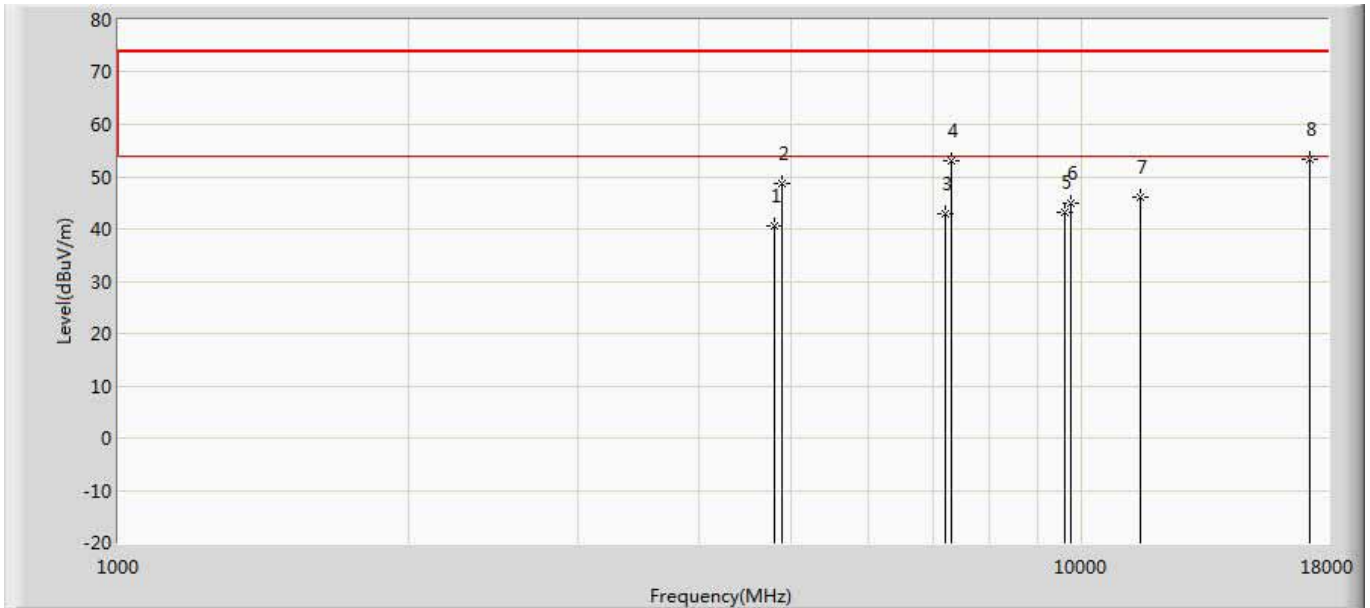
### The worst case of Simultaneous transmission:

Engineer: Eric	
Site: AC5	Time: 2018/01/04 - 14:09
Limit: FCC_Part15.209_RE(3m)	Margin: 0
Probe: Horn_3117_00167055(1-18GHz)	Polarity: Horizontal
EUT: Wireless Access point	Power: AC 120V/60Hz
Note: Simultaneous transmission with WIFI(2.4G+5G)+BT	



No	Mark	Frequency (MHz)	Measure Level (dBuV/m)	Reading Level (dBuV)	Over Limit (dB)	Limit (dBuV/m)	Factor (dB)	Type
1		4804.000	41.001	41.520	-32.999	74.000	-0.519	PK
2		4874.000	40.691	41.133	-33.309	74.000	-0.442	PK
3		7206.000	44.986	40.970	-29.014	74.000	4.016	PK
4		7315.000	48.078	44.187	-25.922	74.000	3.891	PK
5		9608.000	43.940	38.122	-30.060	74.000	5.817	PK
6		9748.000	42.862	37.861	-31.138	74.000	5.002	PK
7		11490.000	46.293	36.567	-27.707	74.000	9.726	PK
8	*	17235.000	52.597	34.178	-21.403	74.000	18.419	PK

Engineer: Eric	
Site: AC5	Time: 2018/01/04 - 14:09
Limit: FCC_Part15.209_RE(3m)	Margin: 0
Probe: Horn_3117_00167055(1-18GHz)	Polarity: Vertical
EUT: Wireless Access point	Power: AC 120V/60Hz
Note: Simultaneous transmission with WIFI(2.4G+5G)+BT	



No	Mark	Frequency (MHz)	Measure Level (dBuV/m)	Reading Level (dBuV)	Over Limit (dB)	Limit (dBuV/m)	Factor (dB)	Type
1		4804.000	40.501	41.020	-33.499	74.000	-0.519	PK
2		4876.000	48.570	48.980	-25.430	74.000	-0.410	PK
3		7206.000	42.896	38.880	-31.104	74.000	4.016	PK
4		7315.000	53.001	49.110	-20.999	74.000	3.891	PK
5		9608.000	43.328	37.510	-30.672	74.000	5.817	PK
6		9748.000	45.061	40.060	-28.939	74.000	5.002	PK
7		11490.000	46.096	36.370	-27.904	74.000	9.726	PK
8	*	17235.000	53.245	34.826	-20.755	74.000	18.419	PK

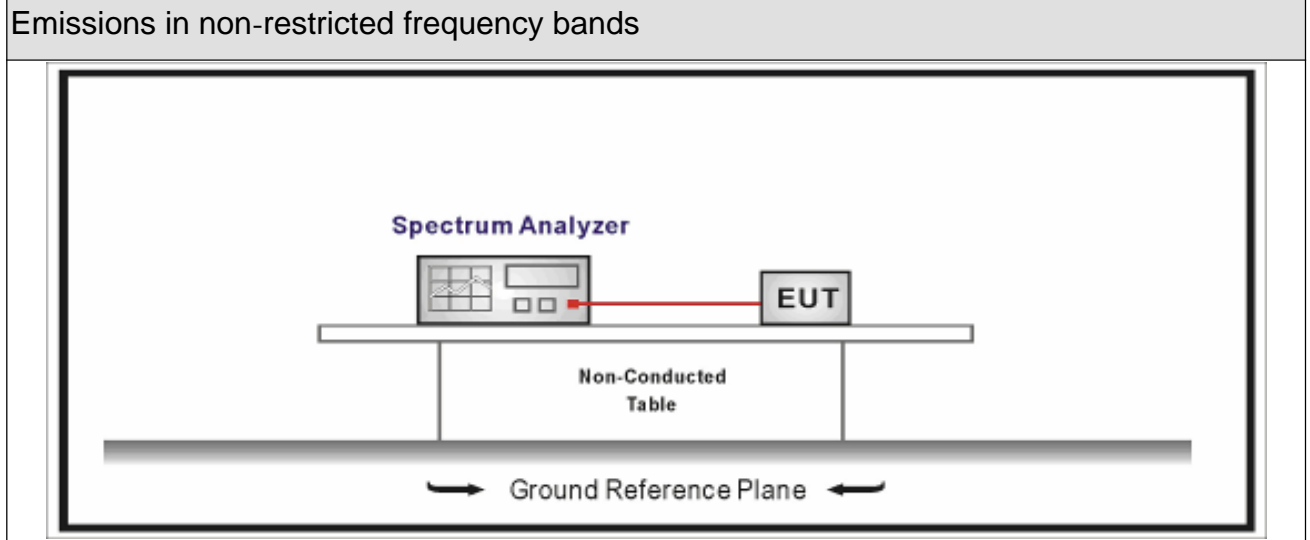
## 5. Emissions in non-restricted frequency bands

### 5.1. Test Equipment

Emissions in non-restricted frequency bands / TR-8					
Instrument	Manufacturer	Type No.	Serial No.	Cal. Date	Cal. Due Date
Spectrum Analyzer	Agilent	N9010A	MY48030494	2017.02.04	2018.02.03
EXA Spectrum Analyzer	Keysight	N9010A	MY55370495	2017.04.09	2018.04.08
MXA Signal Analyzer	Keysight	N9020A	MY56060147	2017.04.09	2018.04.08
Temperature/Humidity Meter	zhichen	ZC1-2	TR8-TH	2017.04.10	2018.04.09

Note: All equipment are calibrated with traceable calibrations. Each calibration is traceable to the national or international standards.

## 5.2. Test Setup






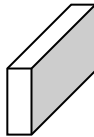

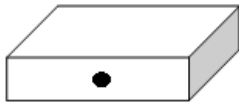


### 5.3. Limit

Un-Restricted Band Emissions Limit	
RF Output power (Detection methods)	Limit(dB)
RF Output power(Average detector)	30c(Note1)
RF Output power(PK detector)	20c(Note2)
<p>Note 1: If maximum conducted (average) output power was used to demonstrate compliance as described in 9.2, then the peak power in any 100 kHz bandwidth outside of the authorized frequency band shall be attenuated by at least 30 dB relative to the maximum in-band peak PSD level in 100 kHz (i.e., 30 dBc).</p> <p>Note 2: If the maximum peak conducted output power procedure was used, then the peak output power measured in any 100 kHz bandwidth outside of the authorized frequency band shall be attenuated by at least 20 dB relative to the maximum in-band peak PSD level in 100 kHz (i.e., 20 dBc).</p>	

## 5.4. Test Procedure

Test Method			
	References Rule	Chapter	Description
<input checked="" type="checkbox"/>	ANSI C63.10	11.11	Emissions in non-restricted frequency bands
	<input checked="" type="checkbox"/> ANSI C63.10	11.11.2	Reference level measurement
	<input checked="" type="checkbox"/> ANSI C63.10	11.11.3	Emission level measurement
<input type="checkbox"/>	ANSI C63.10	11.12	Emissions in restricted frequency bands
	<input type="checkbox"/> ANSI C63.10	11.12.1	Radiated emission measurements
	<input type="checkbox"/> ANSI C63.10	11.12.2.7	Radiated spurious emission test
<input type="checkbox"/>	ANSI C63.10	6.4	Radiated emissions from unlicensed wireless devices below 30 MHz
<input type="checkbox"/>	ANSI C63.10	6.5	Radiated emissions from unlicensed wireless devices in the frequency range of 30 MHz to 1000 MHz
<input type="checkbox"/>	ANSI C63.10	6.6	Radiated emissions from unlicensed wireless devices above 1 GHz
	<input type="checkbox"/> ANSI C63.10	11.12.2	Antenna-port conducted measurements
	<input type="checkbox"/> ANSI C63.10	11.12.2.3	Quasi-peak measurement procedure
	<input type="checkbox"/> ANSI C63.10	11.12.2.4	Peak power measurement procedure
	<input type="checkbox"/> ANSI C63.10	11.12.2.5	Average power measurement procedures
	<input type="checkbox"/> ANSI C63.10	11.12.2.5.1	Trace averaging with continuous EUT transmission at full power
	<input type="checkbox"/> ANSI C63.10	11.12.2.5.2	Trace averaging across ON and OFF times of the EUT transmissions followed by duty cycle correction
	<input type="checkbox"/> ANSI C63.10	11.12.2.5.3	Reduced VBW averaging across ON and OFF times of the EUT transmissions with max hold

### 5.5. EUT test Axis definition

Item	Emissions in non-restricted frequency bands			
Device Category	<input type="checkbox"/>	Fixed point-to-point		
	<input type="checkbox"/>	Emit multiple directional beams, simultaneously or sequentially		
	<input checked="" type="checkbox"/>	Other cases		
Test mode	Mode 1 ~ Mode 3			
Test method	<input type="checkbox"/>	Radiated		
		X Axis	Y Axis	Z Axis
				
		Worst Axis <input type="checkbox"/>	Worst Axis <input type="checkbox"/>	Worst Axis <input type="checkbox"/>
	<input checked="" type="checkbox"/>	Conducted		
	<input type="checkbox"/>	Chain 1		
				
	<input checked="" type="checkbox"/>	Chain 1	Chain 2	
				
	<input type="checkbox"/>	Chain 1	Chain 2	Chain 3
				

### 5.6. Test Result

Product Name	: Wireless Access point	Power	: AC 120V/60Hz
Test Mode	: Mode1~3	Test Site	: TR8
Test Date	: 2018.01.05	Test Engineer	: Eric

#### Antenna #1

Mode	Channel	Test Frequency (MHz)	Maximum In-Band PSD[a] (dBm/100kHz)	Frequency (MHz)	Out-Band PSD[b] (dBm/100kHz)	[a]-[b] (dB)	Limit (dB)	Result
1	01	2412	13.180	2400	-30.971	44.151	>20	Pass
1	11	2462	11.858	2500	-34.529	46.387	>20	Pass
2	01	2412	7.433	2400	-24.760	32.193	>20	Pass
2	11	2462	7.991	2500	-44.142	52.133	>20	Pass
3	01	2412	7.546	2400	-26.493	34.039	>20	Pass
3	11	2462	8.313	2500	-43.076	51.389	>20	Pass

Note: The worst case of emissions in non-restricted frequency bands as below:

Mode 2 CH01(2412MHz)



**Antenna #2**

Mode	Channel	Test Frequency (MHz)	Maximum In-Band PSD[a] (dBm/100kHz)	Frequency (MHz)	Out-Band PSD[b] (dBm/100kHz)	[a]-[b] (dB)	Limit (dB)	Result
1	01	2412	11.975	2400	-32.368	44.343	>20	Pass
1	11	2462	11.557	2500	-44.393	55.950	>20	Pass
2	01	2412	7.304	2400	-27.486	34.790	>20	Pass
2	11	2462	8.401	2500	-40.937	49.338	>20	Pass
3	01	2412	7.684	2400	-26.446	34.130	>20	Pass
3	11	2462	7.514	2500	-43.994	51.508	>20	Pass

Note: The worst case of emissions in non-restricted frequency bands as below:

Mode 3 CH01(2412MHz)



**Antenna #1+2**

Mode	Channel	Test Frequency (MHz)	Maximum In-Band PSD[a] (dBm/100kHz)	Frequency (MHz)	Out-Band PSD[b] (dBm/100kHz)	[a]-[b] (dB)	Limit (dB)	Result
1	01	2412	11.385	2400	-30.139	41.524	>20	Pass
1	11	2462	11.825	2500	-44.535	56.360	>20	Pass
2	01	2412	7.345	2400	-24.073	31.418	>20	Pass
2	11	2462	6.071	2500	-44.625	50.696	>20	Pass
3	01	2412	6.770	2400	-30.125	36.895	>20	Pass
3	11	2462	6.978	2500	-44.504	51.482	>20	Pass

Note: The worst case of emissions in non-restricted frequency bands as below:

Mode 2 CH01(2412MHz)

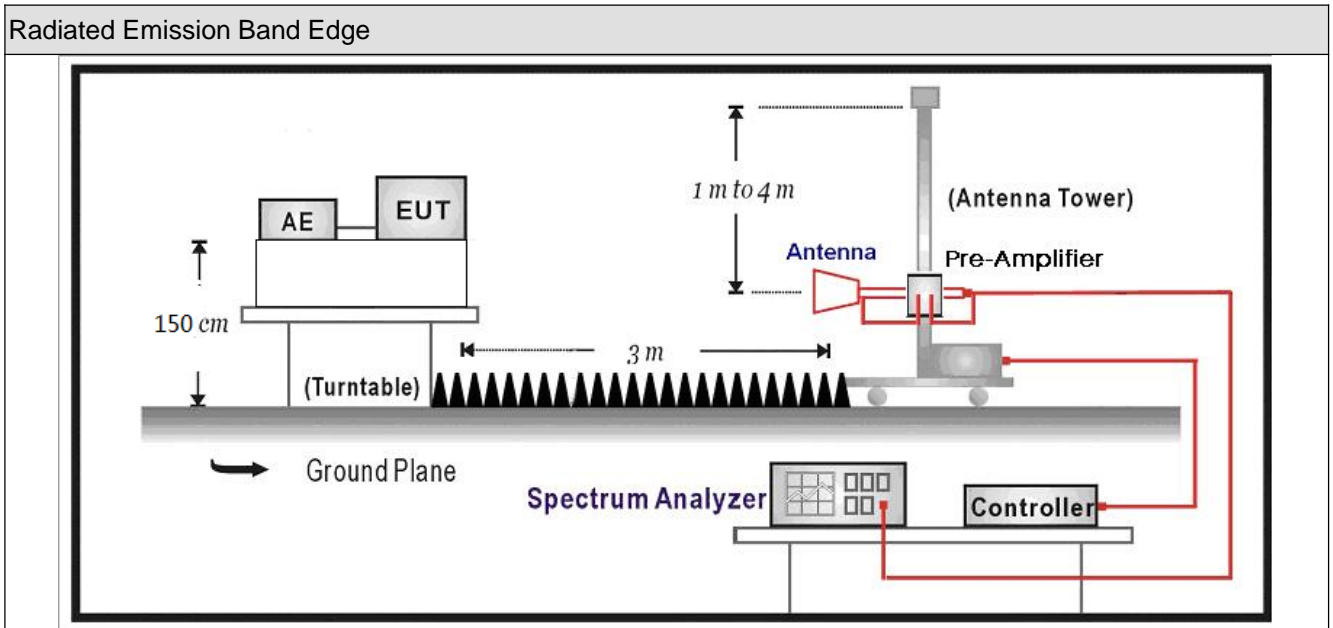


## 6. Radiated Emission Band Edge

### 6.1. Test Equipment

Radiated Emission(Above 1GHz) / AC-5					
Instrument	Manufacturer	Type No.	Serial No.	Cal. Date	Cal. Due Date
Spectrum Analyzer	Agilent	E4446A	MY45300103	2018.01.04	2019.01.03
Preamplifier	Miteq	NSP1800-25	1364185	2017.05.06	2018.05.05
Preamplifier	QuieTek	AP-040G	CHM-0906001	2017.05.06	2018.05.05
DRG Horn	ETS-Lindgren	3117	00123988	2018.01.22	2019.01.21
Broad-Band Horn Antenna	Schwarzbeck	BBHA9170	294	2017.11.25	2018.11.24
Coaxial Cable	Huber+Suhner	SUCOFLEX 106	AC5-C1	2017.03.02	2018.03.01
Coaxial Cable	Huber+Suhner	SUCOFLEX 106	AC5-C2	2017.03.02	2018.03.01
Coaxial Cable	Huber+Suhner	SUCOFLEX 102	AC5-C3	2017.03.02	2018.03.01
EMI Receiver	Agilent	N9038A	MY51210196	2017.06.10	2018.06.09
Temperature/Humidity Meter	Zhichen	ZC1-2	AC5-TH	2018.01.04	2019.01.03
Note: All equipment are calibrated with traceable calibrations. Each calibration is traceable to the national or international standards.					

## 6.2. Test Setup



## 6.3. Limit

Band edge Limit				
Frequency bands (MHz)	Detector	Limit (dB $\mu$ V/m)	RBW (MHz)	Distance (m)
2310-2390	PK	74	1	3
2483.5-2500	AV	54	1	3


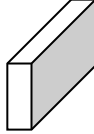




Note: The field strength of emissions appearing within these frequency bands shall not exceed the limits



## 6.4. Test Procedure

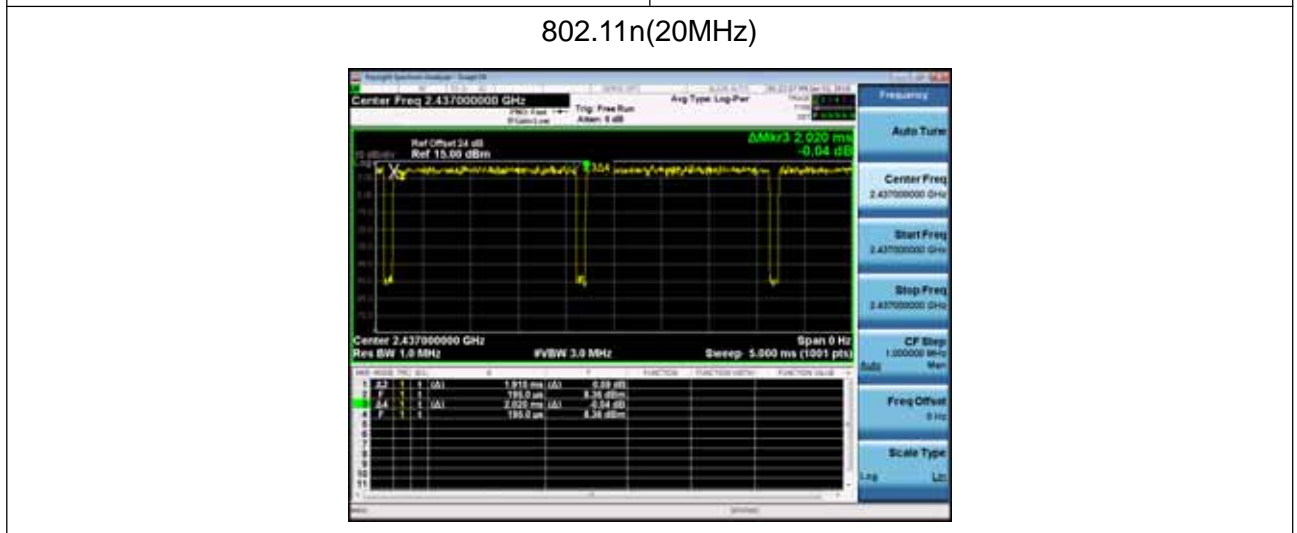
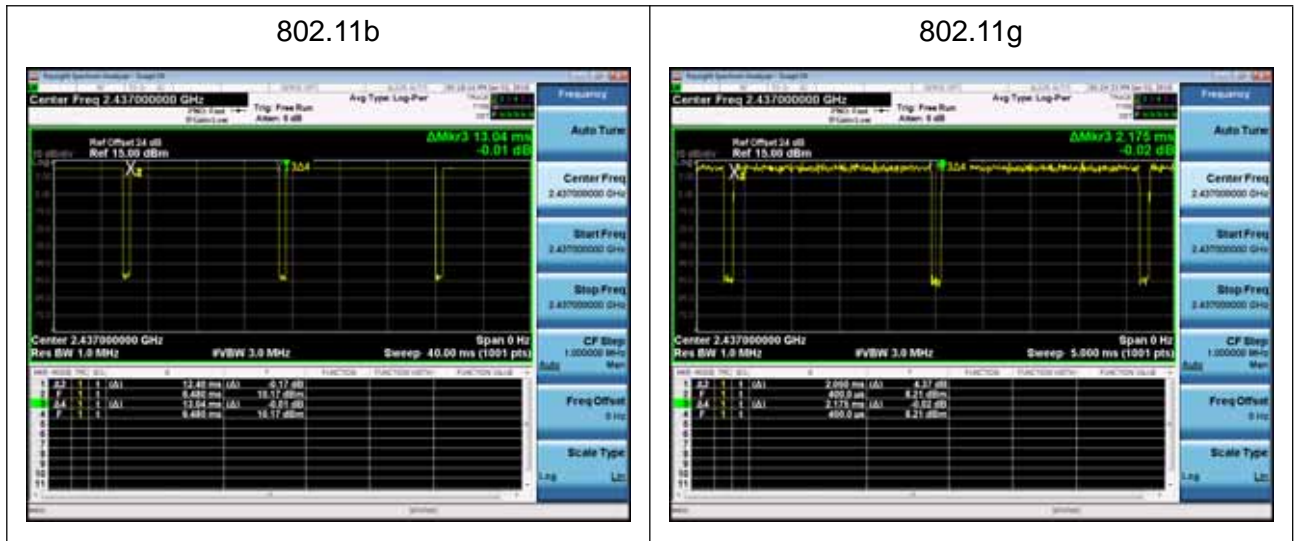
Radiated Emission Band Edge			
	References Rule	Chapter	Description
<input checked="" type="checkbox"/>	ANSI C63.10	6.10	Band-edge testing
	<input checked="" type="checkbox"/> ANSI C63.10	6.10.5	Restricted-band band-edge measurements
	<input type="checkbox"/> ANSI C63.10	6.10.6	Marker-delta method
<input checked="" type="checkbox"/>	ANSI C63.10	11.12	Emissions in restricted frequency bands
	<input checked="" type="checkbox"/> ANSI C63.10	11.12.1	Radiated emission measurements
	<input checked="" type="checkbox"/> ANSI C63.10	11.12.2.7	Radiated spurious emission test
<input type="checkbox"/>	ANSI C63.10	6.4	Radiated emissions from unlicensed wireless devices below 30 MHz
<input type="checkbox"/>	ANSI C63.10	6.5	Radiated emissions from unlicensed wireless devices in the frequency range of 30 MHz to 1000 MHz
<input checked="" type="checkbox"/>	ANSI C63.10	6.6	Radiated emissions from unlicensed wireless devices above 1 GHz
	<input type="checkbox"/> ANSI C63.10	11.12.2	Antenna-port conducted measurements
	<input type="checkbox"/> ANSI C63.10	11.12.2.3	Quasi-peak measurement procedure
	<input type="checkbox"/> ANSI C63.10	11.12.2.4	Peak power measurement procedure
	<input type="checkbox"/> ANSI C63.10	11.12.2.5	Average power measurement procedures
	<input type="checkbox"/> ANSI C63.10	11.12.2.5.1	Trace averaging with continuous EUT transmission at full power
	<input type="checkbox"/> ANSI C63.10	11.12.2.5.2	Trace averaging across ON and OFF times of the EUT transmissions followed by duty cycle correction
	<input type="checkbox"/> ANSI C63.10	11.12.2.5.3	Reduced VBW averaging across ON and OFF times of the EUT transmissions with max hold

**6.5. EUT test definition**

Item	Radiated Emission Band Edge			
Device Category	<input type="checkbox"/>	Fixed point-to-point		
	<input type="checkbox"/>	Emit multiple directional beams, simultaneously or sequentially		
	<input checked="" type="checkbox"/>	Other cases		
Test mode	Mode 1~3			
Test method	<input checked="" type="checkbox"/>	Radiated		
		X Axis	Y Axis	Z Axis
				
		Worst Axis <input checked="" type="checkbox"/>	Worst Axis <input type="checkbox"/>	Worst Axis <input type="checkbox"/>
	<input type="checkbox"/>	Conducted		
	<input type="checkbox"/>	Chain 1		
				
	<input type="checkbox"/>	Chain 1	Chain 2	
				
	<input type="checkbox"/>	Chain 1	Chain 2	Chain 3
				

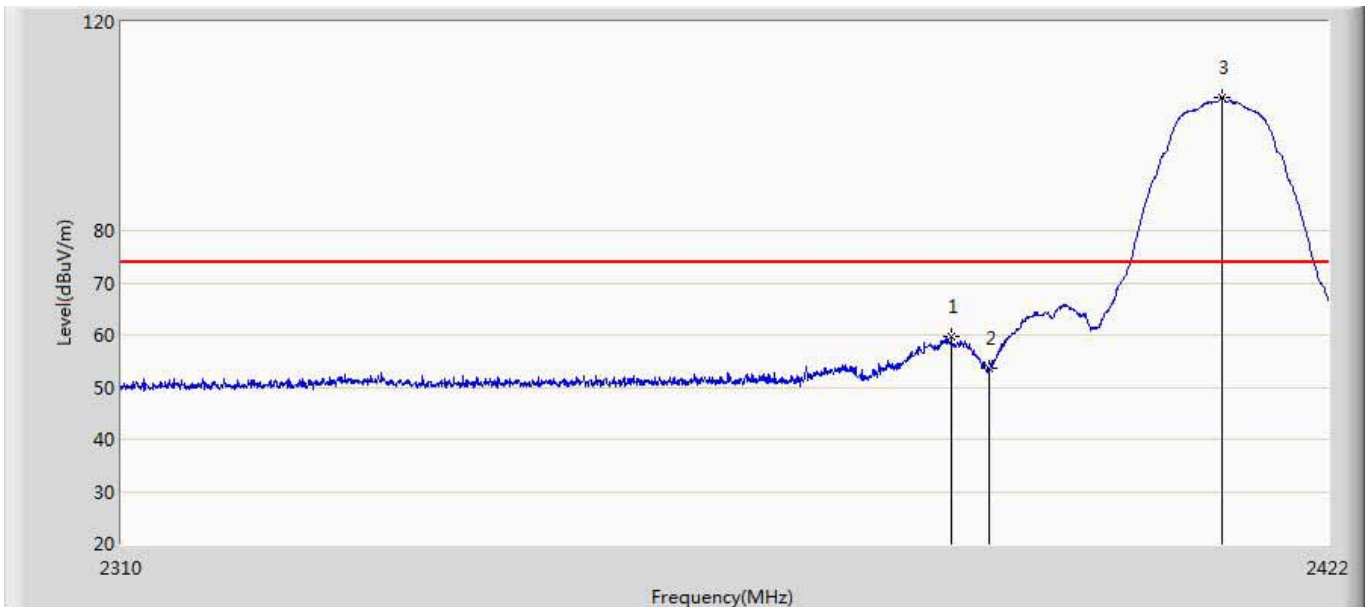
### 6.6. Duty Cycle

Test Mode	Tx On (ms)	Tx Off (ms)	VBW	Tx On + Tx Off (ms)	Duty Cycle
802.11b	12.40	0.64	82Hz	13.04	95.09%
802.11g	2.05	0.125	510Hz	2.175	94.25%
802.11n(20MHz)	1.91	0.11	560Hz	2.02	94.55%



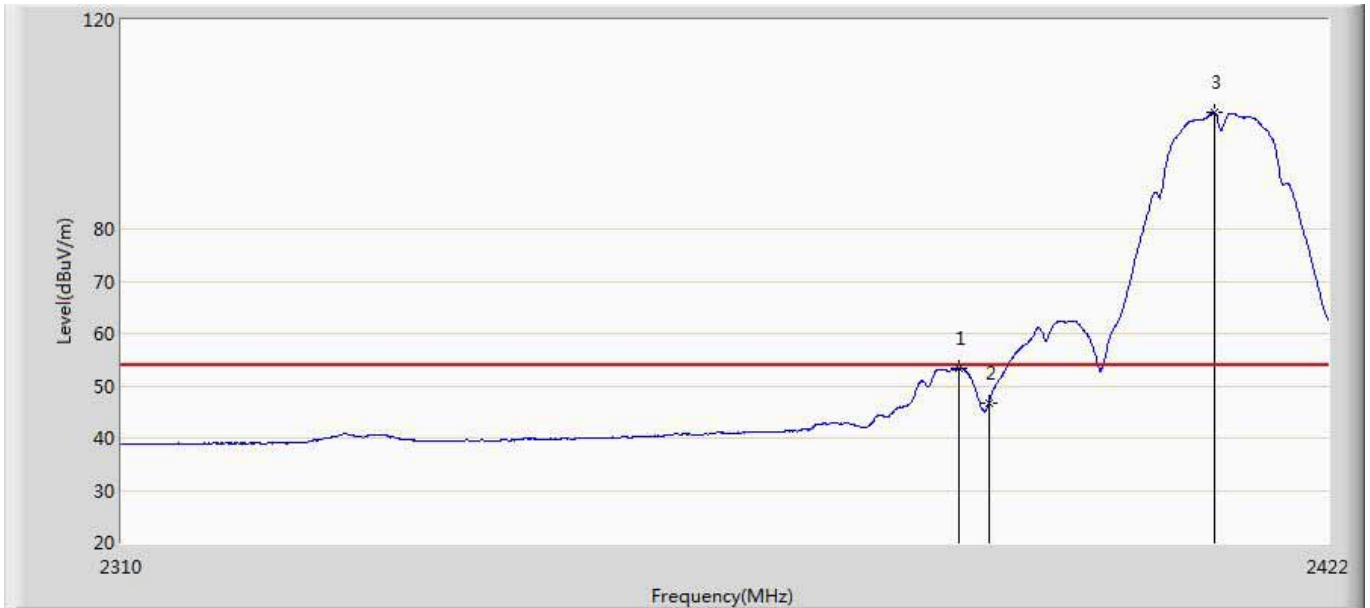
### 6.7. Test Result

Engineer: Eric	
Site: AC5	Time: 2018/01/09 - 19:14
Limit: FCC_Part15.209_RE(3m)	Margin: 0
Probe: Horn_3117_00167055(1-18GHz)	Polarity: Horizontal
EUT: Wireless Access point	Power: AC 120V/60Hz
Note: Mode 1:Transmit at 2412MHz by 802.11b Ant1	



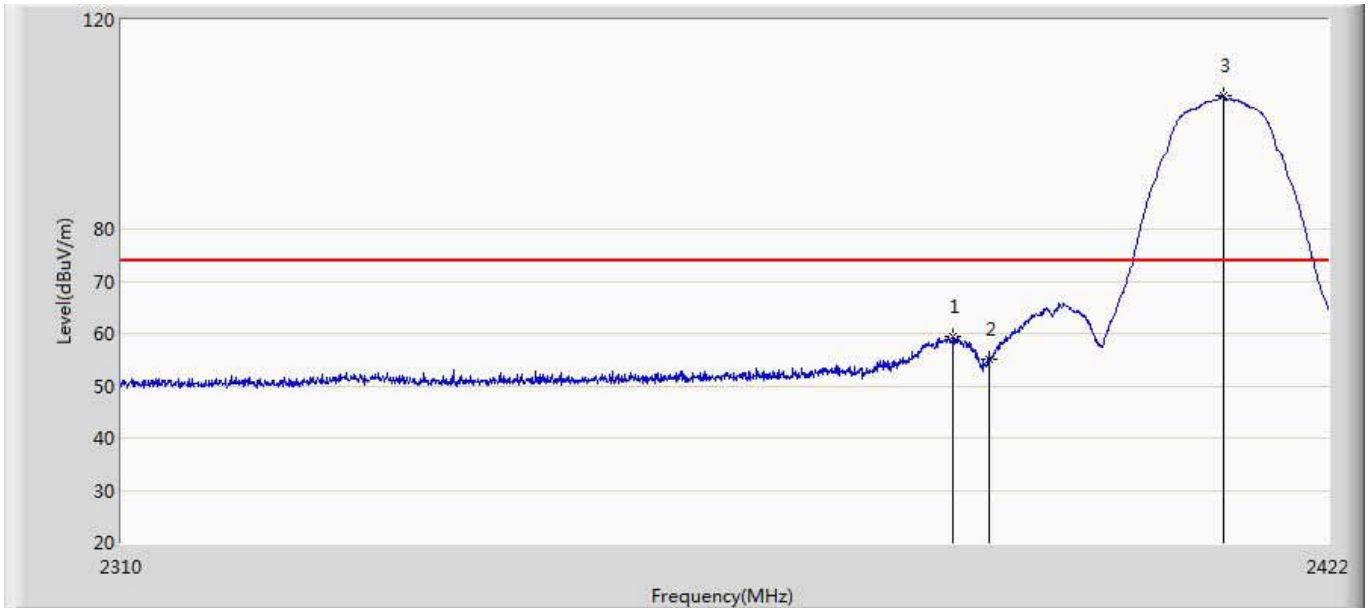
No	Mark	Frequency (MHz)	Measure Level (dBuV/m)	Reading Level (dBuV)	Over Limit (dB)	Limit (dBuV/m)	Factor (dB)	Type
1		2386.496	59.742	24.068	-14.258	74.000	35.674	PK
2		2390.000	53.653	17.971	-20.347	74.000	35.682	PK
3	*	2411.920	105.603	69.862	N/A	N/A	35.741	PK

Engineer: Eric	
Site: AC5	Time: 2018/01/09 - 19:16
Limit: FCC_Part15.209_RE(3m)	Margin: 0
Probe: Horn_3117_00167055(1-18GHz)	Polarity: Vertical
EUT: Wireless Access point	Power: AC 120V/60Hz
Note: Mode 1:Transmit at 2412MHz by 802.11b Ant1	



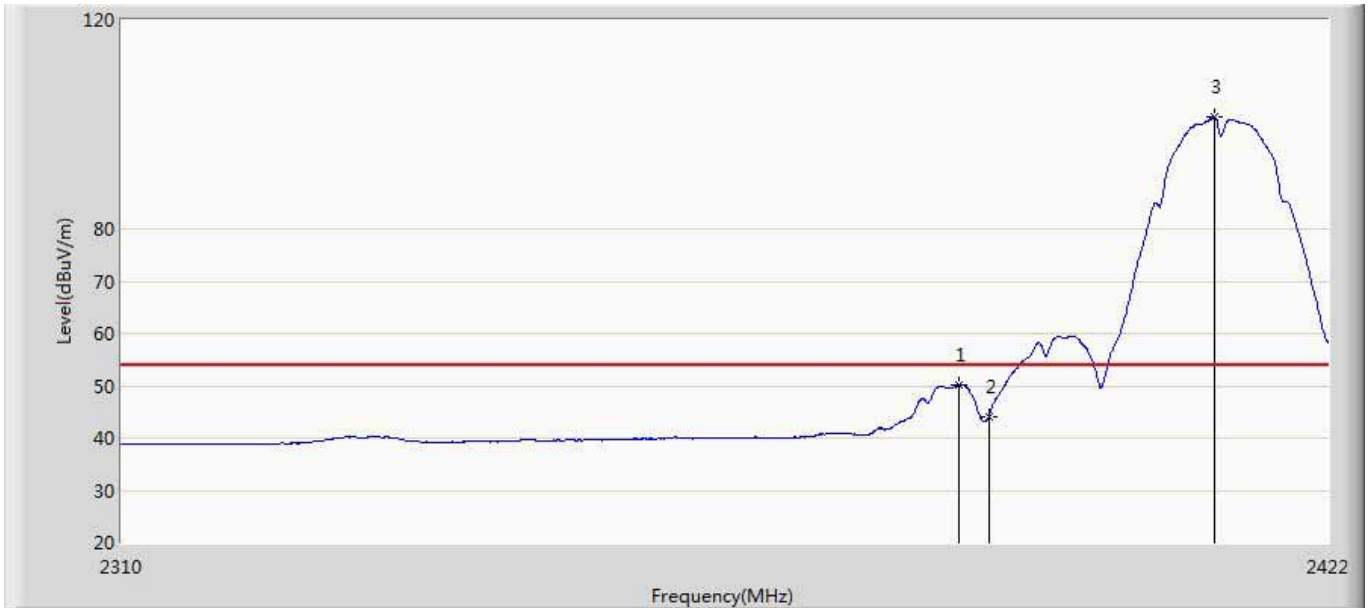
No	Mark	Frequency (MHz)	Measure Level (dBuV/m)	Reading Level (dBuV)	Over Limit (dB)	Limit (dBuV/m)	Factor (dB)	Type
1		2387.224	53.293	17.617	-0.707	54.000	35.676	AV
2		2390.000	46.675	10.993	-7.325	54.000	35.682	AV
3	*	2411.192	102.293	66.555	N/A	N/A	35.738	AV

Engineer: Eric	
Site: AC5	Time: 2018/01/09 - 19:23
Limit: FCC_Part15.209_RE(3m)	Margin: 0
Probe: Horn_3117_00167055(1-18GHz)	Polarity: Vertical
EUT: Wireless Access point	Power: AC 120V/60Hz
Note: Mode 1:Transmit at 2412MHz by 802.11b Ant1	



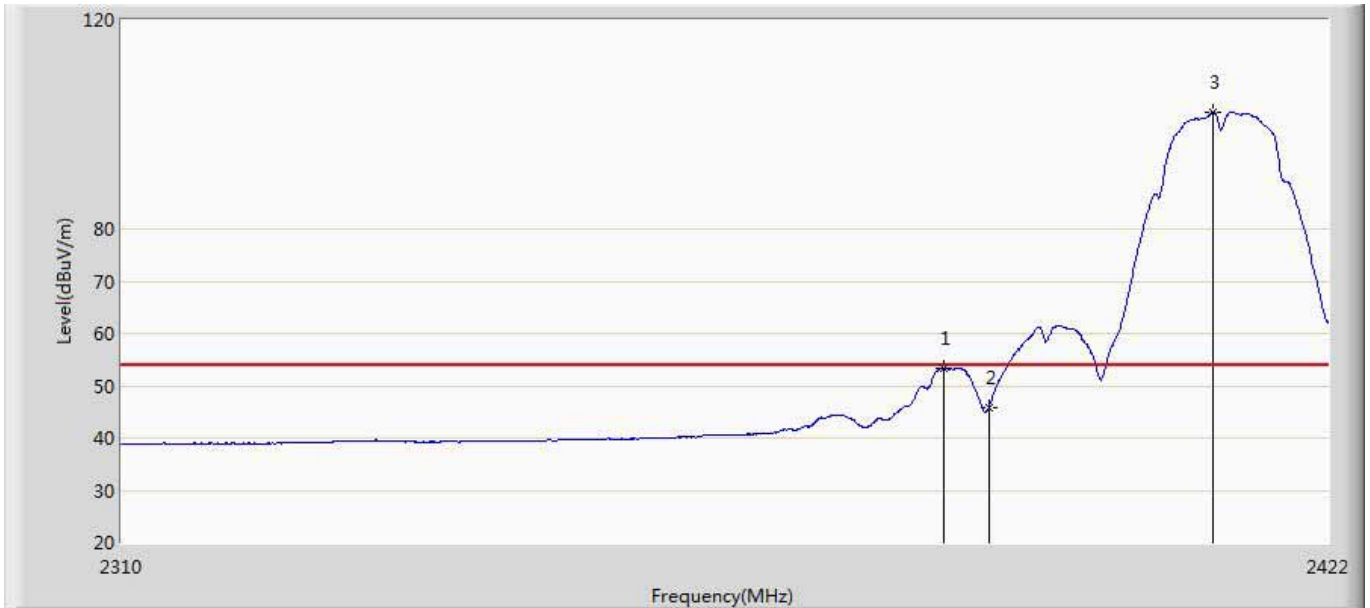
No	Mark	Frequency (MHz)	Measure Level (dBuV/m)	Reading Level (dBuV)	Over Limit (dB)	Limit (dBuV/m)	Factor (dB)	Type
1		2386.664	59.295	23.621	-14.705	74.000	35.674	PK
2		2390.000	55.193	19.511	-18.807	74.000	35.682	PK
3	*	2412.088	105.611	69.869	N/A	N/A	35.741	PK

Engineer: Eric	
Site: AC5	Time: 2018/01/09 - 19:25
Limit: FCC_Part15.209_RE(3m)	Margin: 0
Probe: Horn_3117_00167055(1-18GHz)	Polarity: Horizontal
EUT: Wireless Access point	Power: AC 120V/60Hz
Note: Mode 1:Transmit at 2412MHz by 802.11b Ant1	



No	Mark	Frequency (MHz)	Measure Level (dBuV/m)	Reading Level (dBuV)	Over Limit (dB)	Limit (dBuV/m)	Factor (dB)	Type
1		2387.224	50.094	14.418	-3.906	54.000	35.676	AV
2		2390.000	44.093	8.411	-9.907	54.000	35.682	AV
3	*	2411.192	101.407	65.669	N/A	N/A	35.738	AV

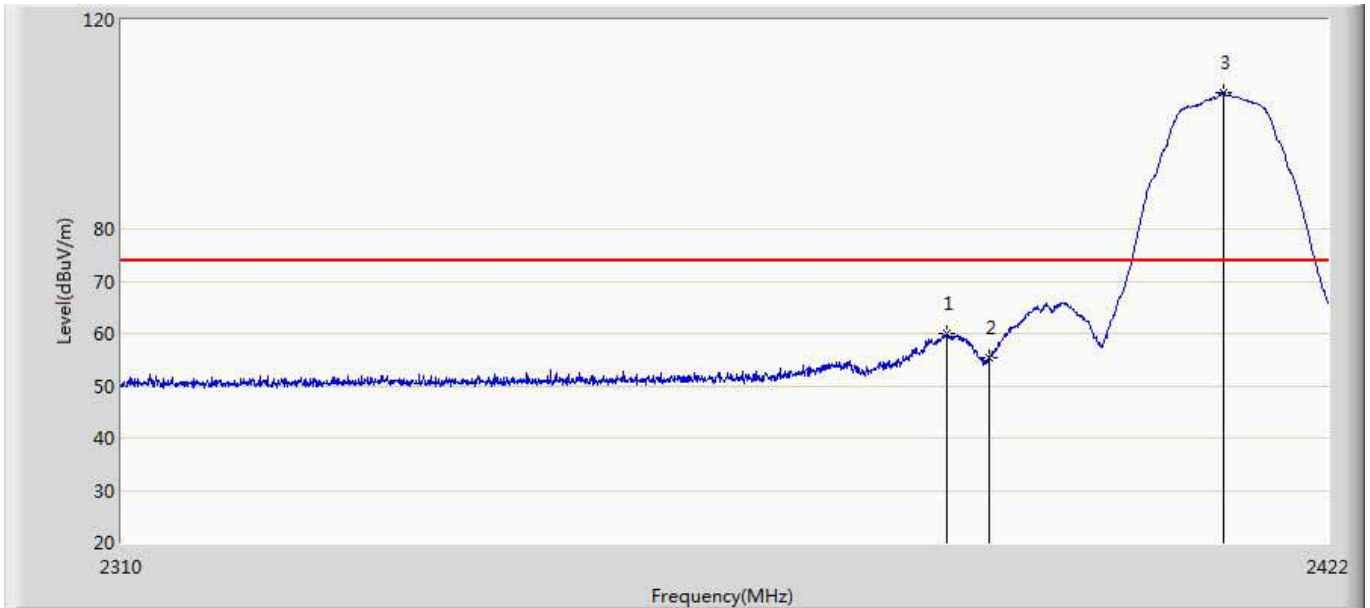
Engineer: Eric	
Site: AC5	Time: 2018/01/09 - 19:32
Limit: FCC_Part15.209_RE(3m)	Margin: 0
Probe: Horn_3117_00167055(1-18GHz)	Polarity: Vertical
EUT: Wireless Access point	Power: AC 120V/60Hz
Note: Mode 1:Transmit at 2412MHz by 802.11b Ant2	



No	Mark	Frequency (MHz)	Measure Level (dBuV/m)	Reading Level (dBuV)	Over Limit (dB)	Limit (dBuV/m)	Factor (dB)	Type
1		2385.768	53.234	17.562	-0.766	54.000	35.673	AV
2		2390.000	45.714	10.032	-8.286	54.000	35.682	AV
3	*	2411.136	102.457	66.719	N/A	N/A	35.738	AV

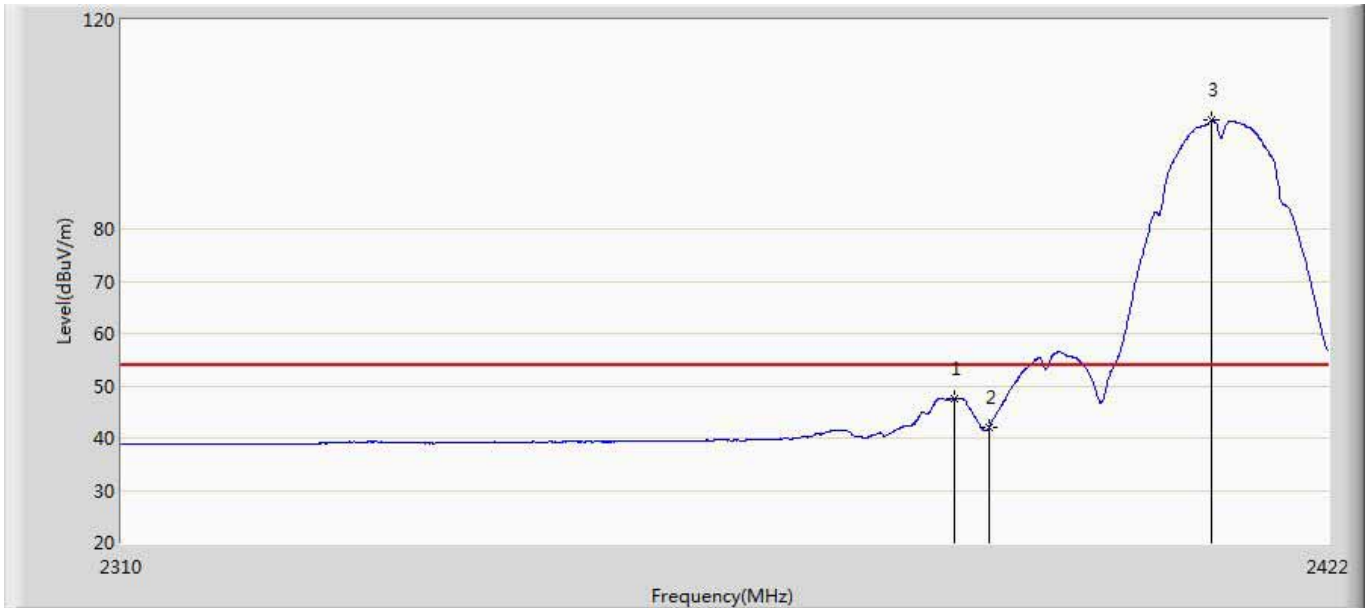


Engineer: Eric	
Site: AC5	Time: 2018/01/09 - 19:48
Limit: FCC_Part15.209_RE(3m)	Margin: 0
Probe: Horn_3117_00167055(1-18GHz)	Polarity: Vertical
EUT: Wireless Access point	Power: AC 120V/60Hz
Note: Mode 1:Transmit at 2412MHz by 802.11b Ant2	



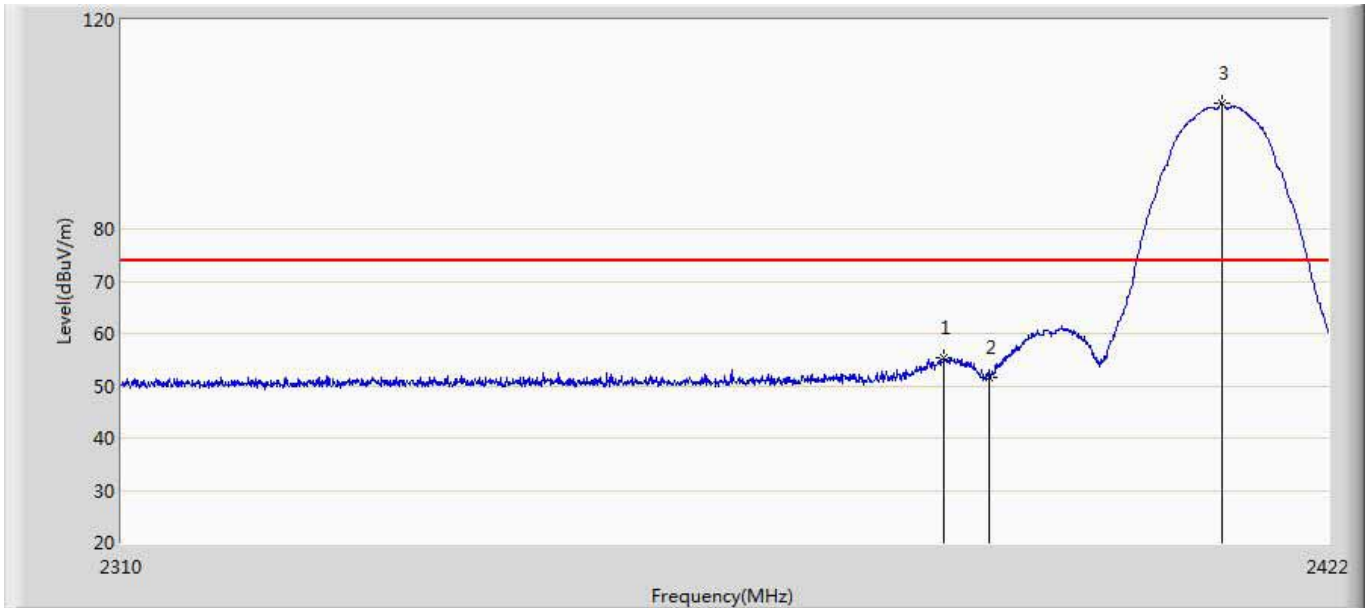
No	Mark	Frequency (MHz)	Measure Level (dBuV/m)	Reading Level (dBuV)	Over Limit (dB)	Limit (dBuV/m)	Factor (dB)	Type
1		2385.992	59.933	24.260	-14.067	74.000	35.673	PK
2		2390.000	55.491	19.809	-18.509	74.000	35.682	PK
3	*	2412.088	106.034	70.292	N/A	N/A	35.741	PK

Engineer: Eric	
Site: AC5	Time: 2018/01/09 - 19:50
Limit: FCC_Part15.209_RE(3m)	Margin: 0
Probe: Horn_3117_00167055(1-18GHz)	Polarity: Horizontal
EUT: Wireless Access point	Power: AC 120V/60Hz
Note: Mode 1:Transmit at 2412MHz by 802.11b Ant2	



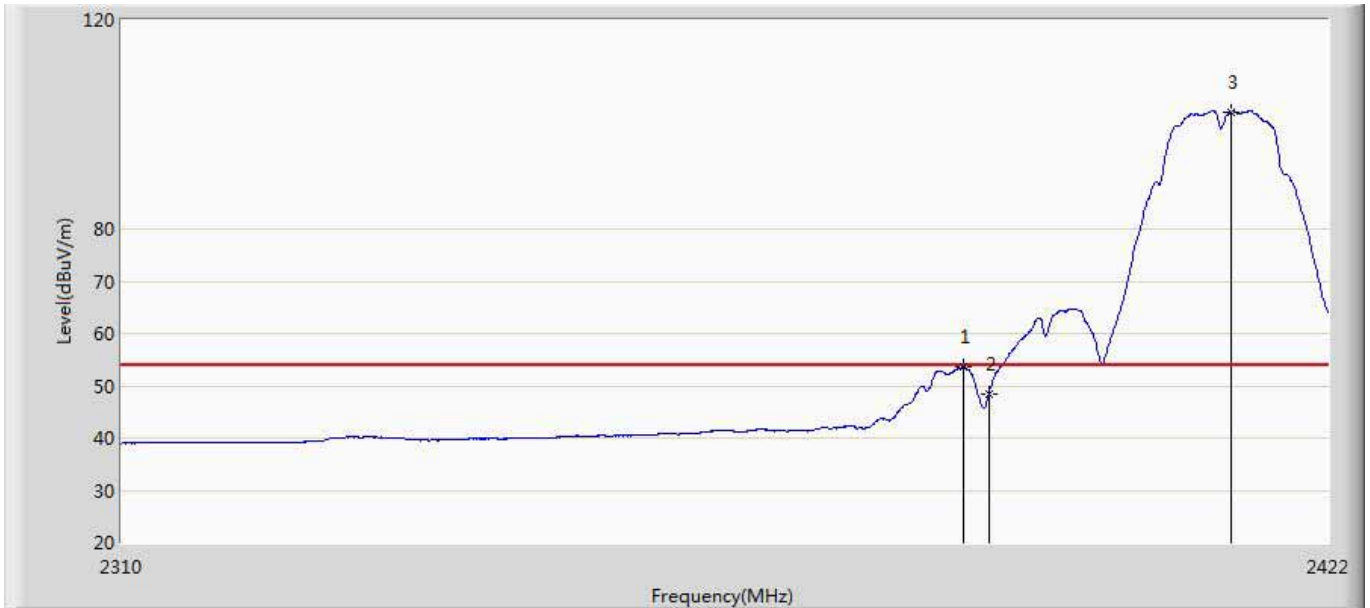
No	Mark	Frequency (MHz)	Measure Level (dBuV/m)	Reading Level (dBuV)	Over Limit (dB)	Limit (dBuV/m)	Factor (dB)	Type
1		2386.832	47.560	11.885	-6.440	54.000	35.675	AV
2		2390.000	41.935	6.253	-12.065	54.000	35.682	AV
3	*	2411.024	100.905	65.168	N/A	N/A	35.737	AV

Engineer: Eric	
Site: AC5	Time: 2018/01/09 - 19:52
Limit: FCC_Part15.209_RE(3m)	Margin: 0
Probe: Horn_3117_00167055(1-18GHz)	Polarity: Horizontal
EUT: Wireless Access point	Power: AC 120V/60Hz
Note: Mode 1:Transmit at 2412MHz by 802.11b Ant2	



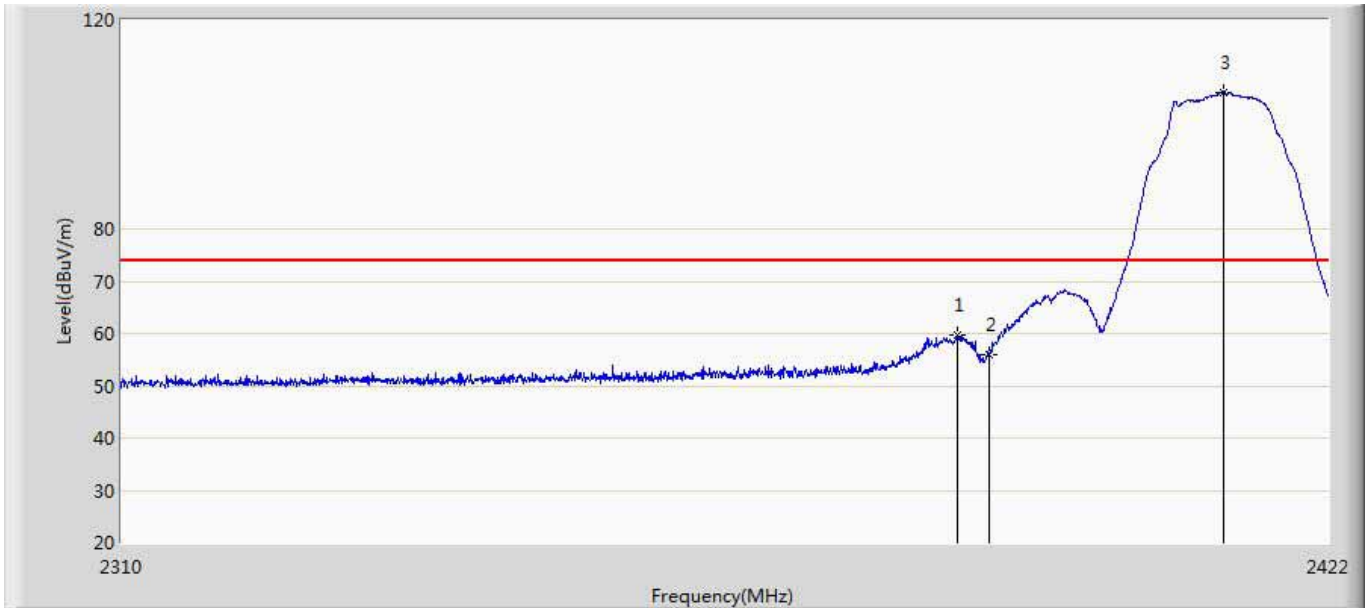
No	Mark	Frequency (MHz)	Measure Level (dBuV/m)	Reading Level (dBuV)	Over Limit (dB)	Limit (dBuV/m)	Factor (dB)	Type
1		2385.824	55.477	19.804	-18.523	74.000	35.673	PK
2		2390.000	51.490	15.808	-22.510	74.000	35.682	PK
3	*	2411.920	104.099	68.358	N/A	N/A	35.741	PK

Engineer: Eric	
Site: AC5	Time: 2018/01/09 - 19:54
Limit: FCC_Part15.209_RE(3m)	Margin: 0
Probe: Horn_3117_00167055(1-18GHz)	Polarity: Vertical
EUT: Wireless Access point	Power: AC 120V/60Hz
Note: Mode 1:Transmit at 2412MHz by 802.11b Ant1+2	



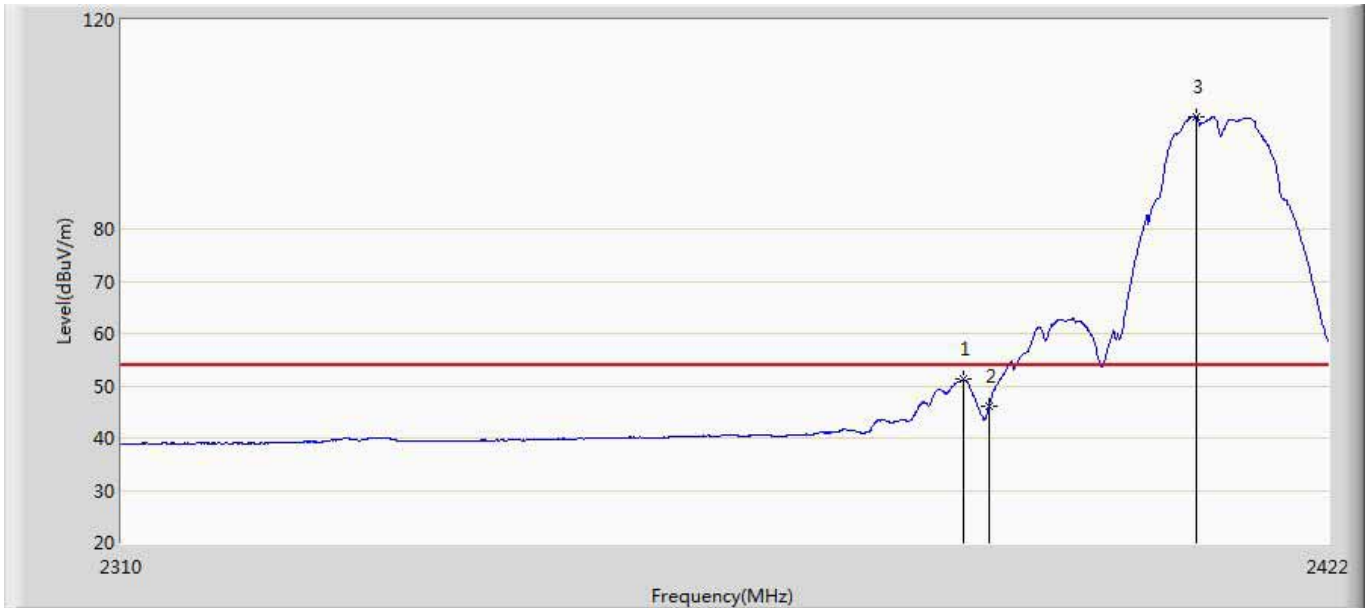
No	Mark	Frequency (MHz)	Measure Level (dBuV/m)	Reading Level (dBuV)	Over Limit (dB)	Limit (dBuV/m)	Factor (dB)	Type
1		2387.560	53.539	17.863	-0.461	54.000	35.676	AV
2		2390.000	48.436	12.754	-5.564	54.000	35.682	AV
3	*	2412.872	102.459	66.714	N/A	N/A	35.745	AV

Engineer: Eric	
Site: AC5	Time: 2018/01/09 - 20:05
Limit: FCC_Part15.209_RE(3m)	Margin: 0
Probe: Horn_3117_00167055(1-18GHz)	Polarity: Vertical
EUT: Wireless Access point	Power: AC 120V/60Hz
Note: Mode 1:Transmit at 2412MHz by 802.11b Ant1+2	



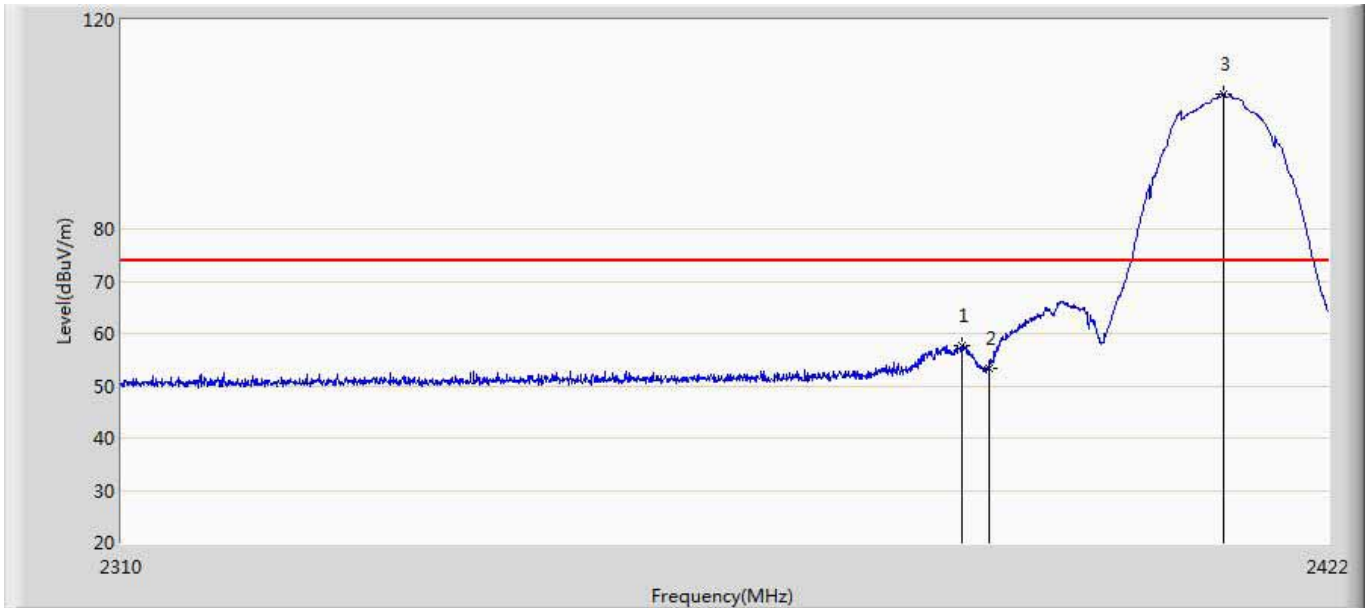
No	Mark	Frequency (MHz)	Measure Level (dBuV/m)	Reading Level (dBuV)	Over Limit (dB)	Limit (dBuV/m)	Factor (dB)	Type
1		2387.112	59.732	24.057	-14.268	74.000	35.675	PK
2		2390.000	56.024	20.342	-17.976	74.000	35.682	PK
3	*	2412.088	106.204	70.462	N/A	N/A	35.741	PK

Engineer: Eric	
Site: AC5	Time: 2018/01/09 - 20:07
Limit: FCC_Part15.209_RE(3m)	Margin: 0
Probe: Horn_3117_00167055(1-18GHz)	Polarity: Horizontal
EUT: Wireless Access point	Power: AC 120V/60Hz
Note: Mode 1:Transmit at 2412MHz by 802.11b Ant1+2	



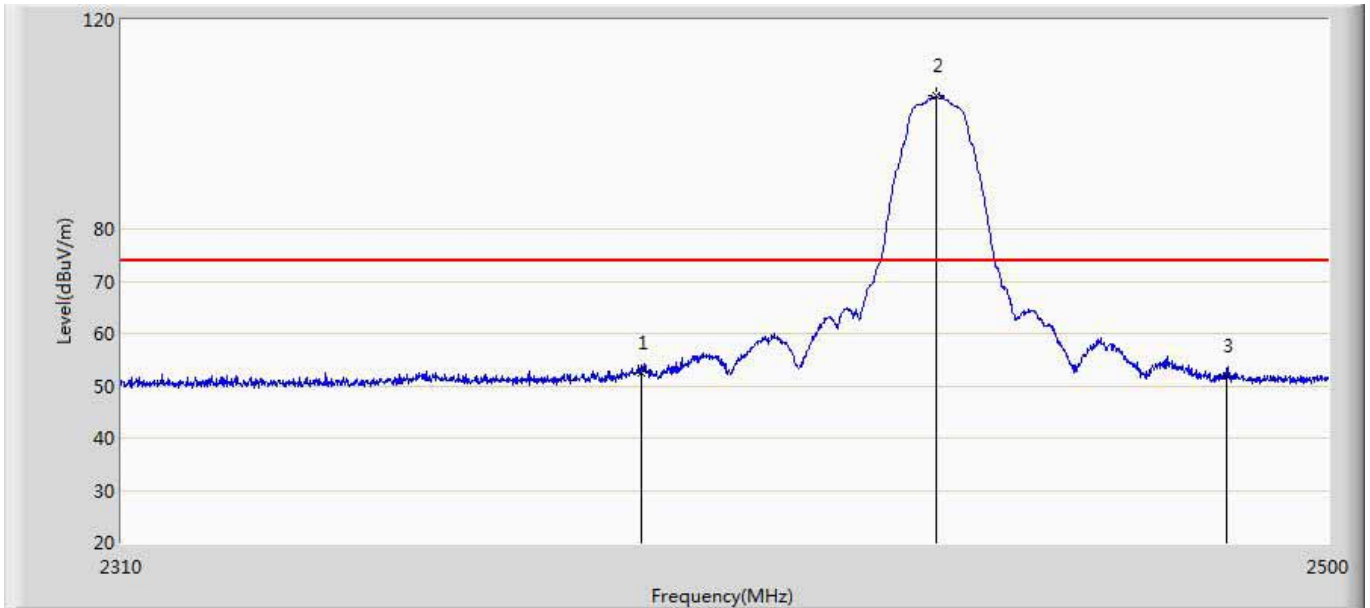
No	Mark	Frequency (MHz)	Measure Level (dBuV/m)	Reading Level (dBuV)	Over Limit (dB)	Limit (dBuV/m)	Factor (dB)	Type
1		2387.560	51.216	15.540	-2.784	54.000	35.676	AV
2		2390.000	45.943	10.261	-8.057	54.000	35.682	AV
3	*	2409.512	101.523	65.790	N/A	N/A	35.733	AV

Engineer: Eric	
Site: AC5	Time: 2018/01/09 - 20:09
Limit: FCC_Part15.209_RE(3m)	Margin: 0
Probe: Horn_3117_00167055(1-18GHz)	Polarity: Horizontal
EUT: Wireless Access point	Power: AC 120V/60Hz
Note: Mode 1:Transmit at 2412MHz by 802.11b Ant1+2	



No	Mark	Frequency (MHz)	Measure Level (dBuV/m)	Reading Level (dBuV)	Over Limit (dB)	Limit (dBuV/m)	Factor (dB)	Type
1		2387.504	57.548	21.872	-16.452	74.000	35.676	PK
2		2390.000	53.414	17.732	-20.586	74.000	35.682	PK
3	*	2412.088	105.879	70.137	N/A	N/A	35.741	PK

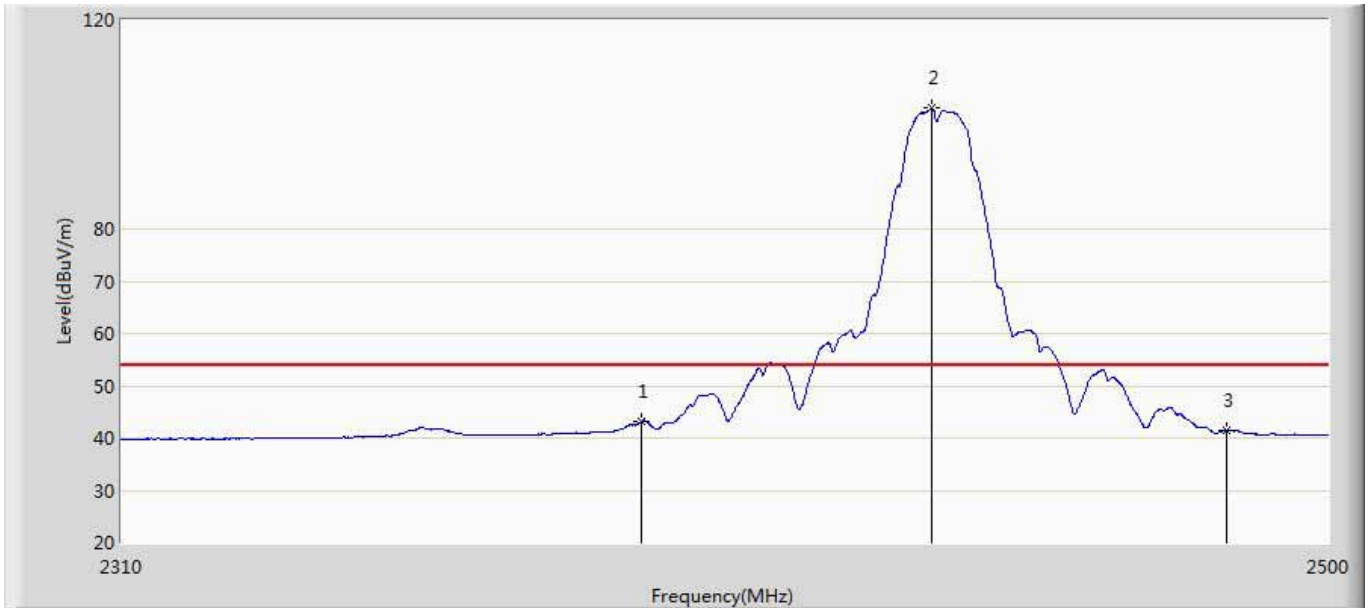
Engineer: Allen	
Site: AC5	Time: 2018/01/11 - 18:37
Limit: FCC_Part15.209_RE(3m)	Margin: 0
Probe: Horn_3117_00167055(1-18GHz)	Polarity: Vertical
EUT: Wireless Access point	Power: AC 120V/60Hz
Note: Mode 1:Transmit at 2437MHz by 802.11b Ant1	



No	Mark	Frequency (MHz)	Measure Level (dBuV/m)	Reading Level (dBuV)	Over Limit (dB)	Limit (dBuV/m)	Factor (dB)	Type
1		2390.000	52.449	16.767	-21.551	74.000	35.682	PK
2	*	2436.730	105.644	69.838	N/A	N/A	35.806	PK
3		2483.500	51.812	15.920	-22.188	74.000	35.891	PK

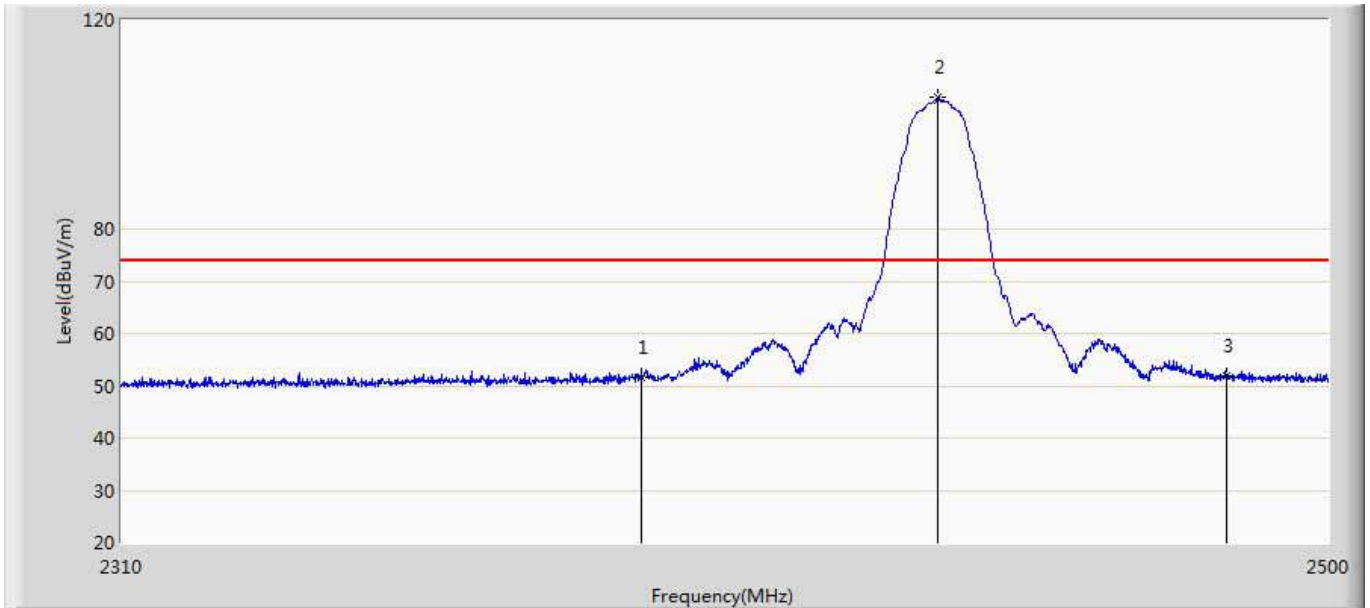


Engineer: Allen	
Site: AC5	Time: 2018/01/11 - 18:47
Limit: FCC_Part15.209_RE(3m)	Margin: 0
Probe: Horn_3117_00167055(1-18GHz)	Polarity: Vertical
EUT: Wireless Access point	Power: AC 120V/60Hz
Note: Mode 1:Transmit at 2437MHz by 802.11b Ant1	



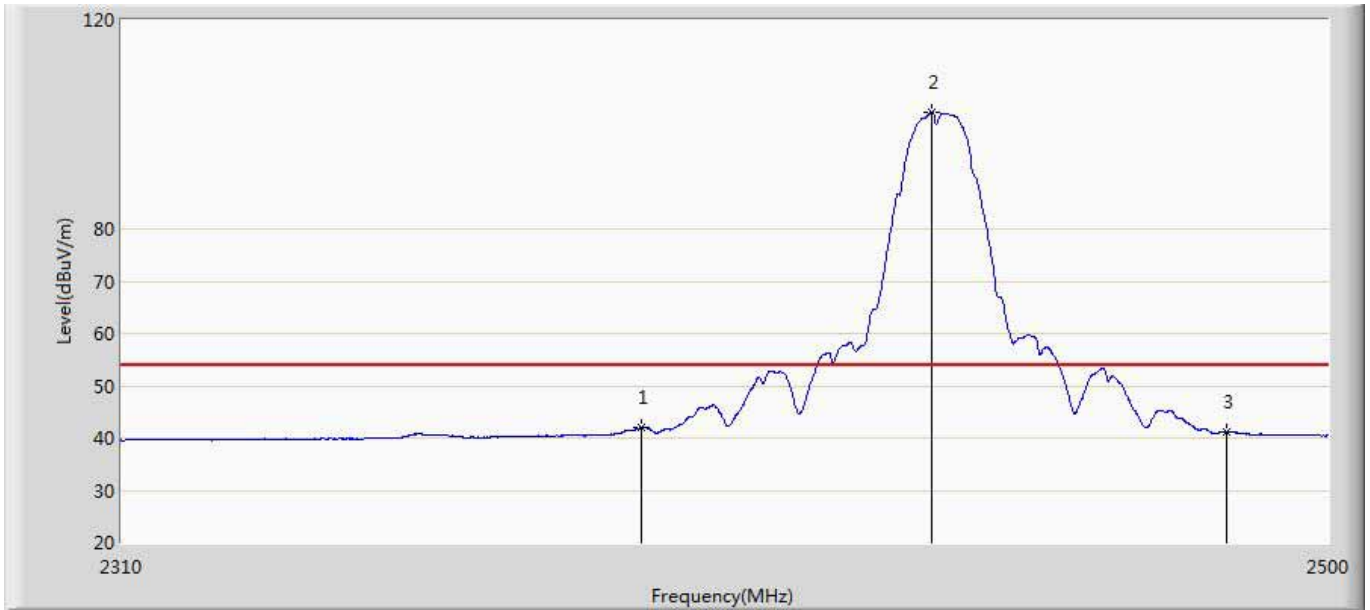
No	Mark	Frequency (MHz)	Measure Level (dBuV/m)	Reading Level (dBuV)	Over Limit (dB)	Limit (dBuV/m)	Factor (dB)	Type
1		2390.000	43.103	7.421	-10.897	54.000	35.682	AV
2	*	2436.065	103.112	67.306	N/A	N/A	35.806	AV
3		2483.500	41.470	5.578	-12.530	54.000	35.891	AV

Engineer: Allen	
Site: AC5	Time: 2018/01/11 - 18:51
Limit: FCC_Part15.209_RE(3m)	Margin: 0
Probe: Horn_3117_00167055(1-18GHz)	Polarity: Horizontal
EUT: Wireless Access point	Power: AC 120V/60Hz
Note: Mode 1:Transmit at 2437MHz by 802.11b Ant1	



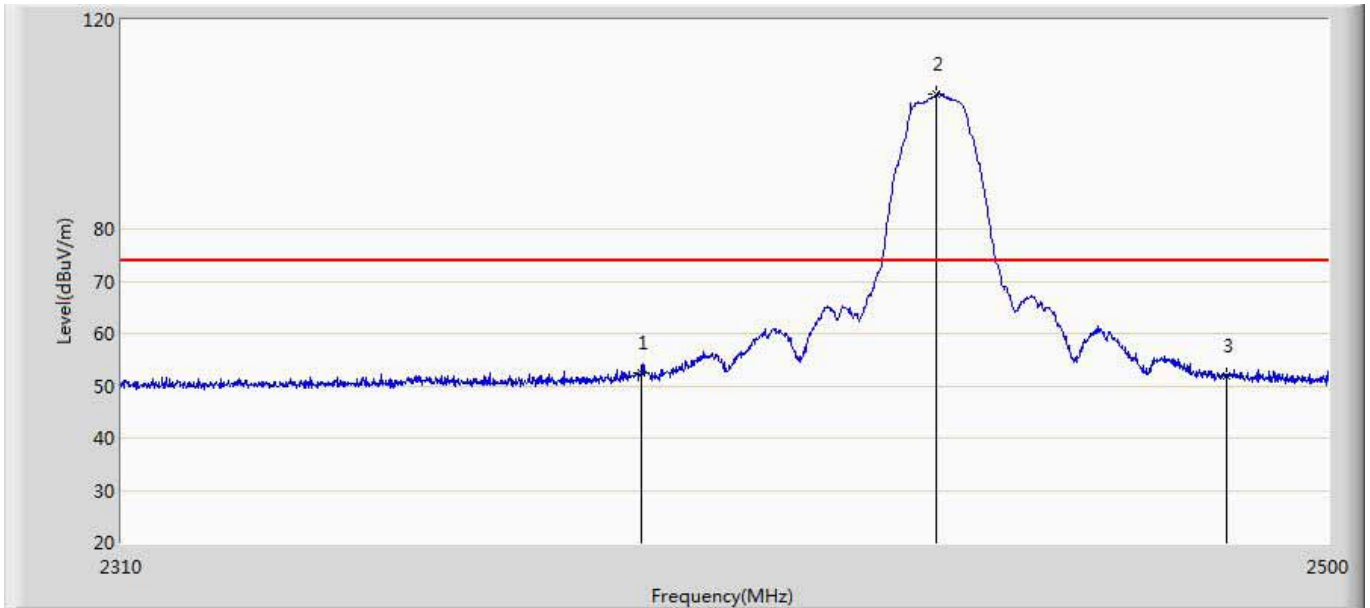
No	Mark	Frequency (MHz)	Measure Level (dBuV/m)	Reading Level (dBuV)	Over Limit (dB)	Limit (dBuV/m)	Factor (dB)	Type
1		2390.000	51.619	15.937	-22.381	74.000	35.682	PK
2	*	2436.920	105.274	69.468	N/A	N/A	35.806	PK
3		2483.500	51.742	15.850	-22.258	74.000	35.891	PK

Engineer: Allen	
Site: AC5	Time: 2018/01/11 - 18:54
Limit: FCC_Part15.209_RE(3m)	Margin: 0
Probe: Horn_3117_00167055(1-18GHz)	Polarity: Horizontal
EUT: Wireless Access point	Power: AC 120V/60Hz
Note: Mode 1:Transmit at 2437MHz by 802.11b Ant1	



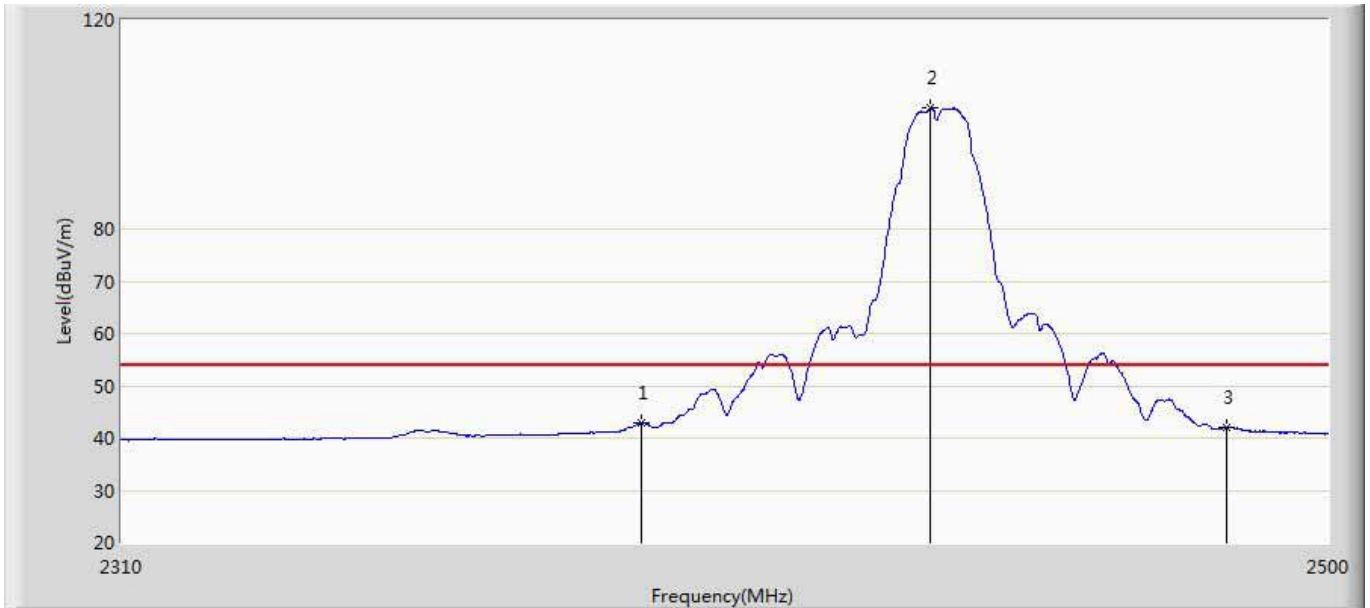
No	Mark	Frequency (MHz)	Measure Level (dBuV/m)	Reading Level (dBuV)	Over Limit (dB)	Limit (dBuV/m)	Factor (dB)	Type
1		2390.000	41.911	6.229	-12.089	54.000	35.682	AV
2	*	2436.065	102.429	66.623	N/A	N/A	35.806	AV
3		2483.500	41.222	5.330	-12.778	54.000	35.891	AV

Engineer: Allen	
Site: AC5	Time: 2018/01/11 - 18:58
Limit: FCC_Part15.209_RE(3m)	Margin: 0
Probe: Horn_3117_00167055(1-18GHz)	Polarity: Vertical
EUT: Wireless Access point	Power: AC 120V/60Hz
Note: Mode 1:Transmit at 2437MHz by 802.11b Ant2	



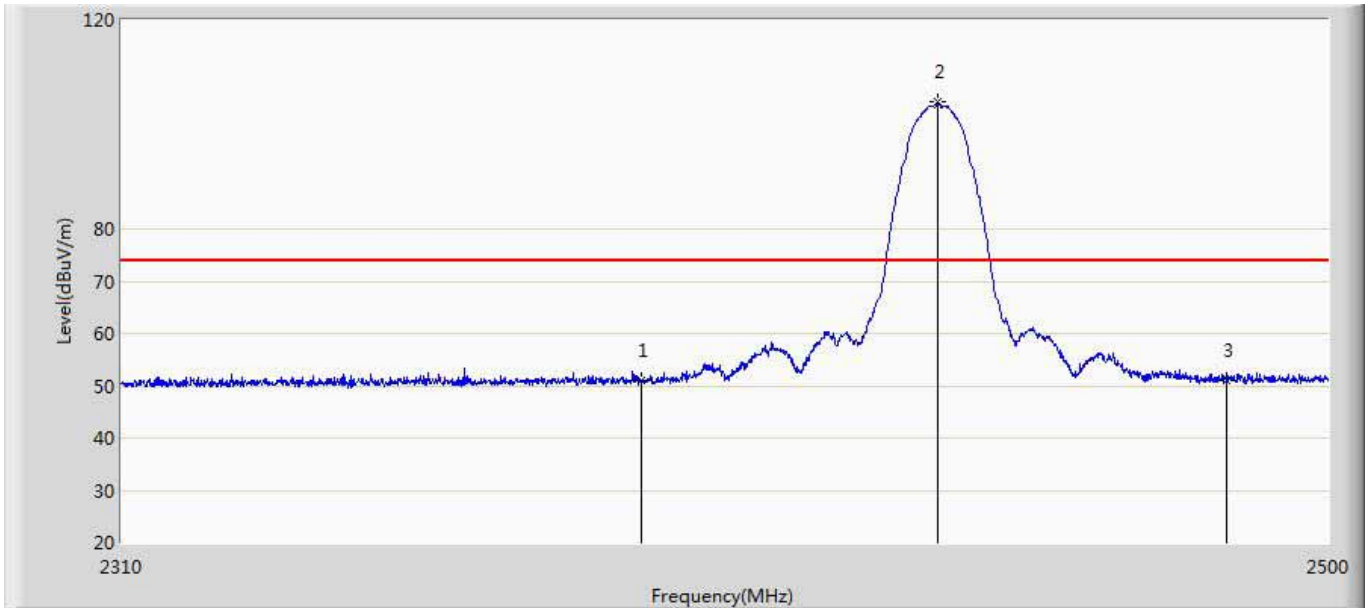
No	Mark	Frequency (MHz)	Measure Level (dBuV/m)	Reading Level (dBuV)	Over Limit (dB)	Limit (dBuV/m)	Factor (dB)	Type
1		2390.000	52.324	16.642	-21.676	74.000	35.682	PK
2	*	2436.730	105.938	70.132	N/A	N/A	35.806	PK
3		2483.500	51.953	16.061	-22.047	74.000	35.891	PK

Engineer: Allen	
Site: AC5	Time: 2018/01/11 - 19:02
Limit: FCC_Part15.209_RE(3m)	Margin: 0
Probe: Horn_3117_00167055(1-18GHz)	Polarity: Vertical
EUT: Wireless Access point	Power: AC 120V/60Hz
Note: Mode 1:Transmit at 2437MHz by 802.11b Ant2	



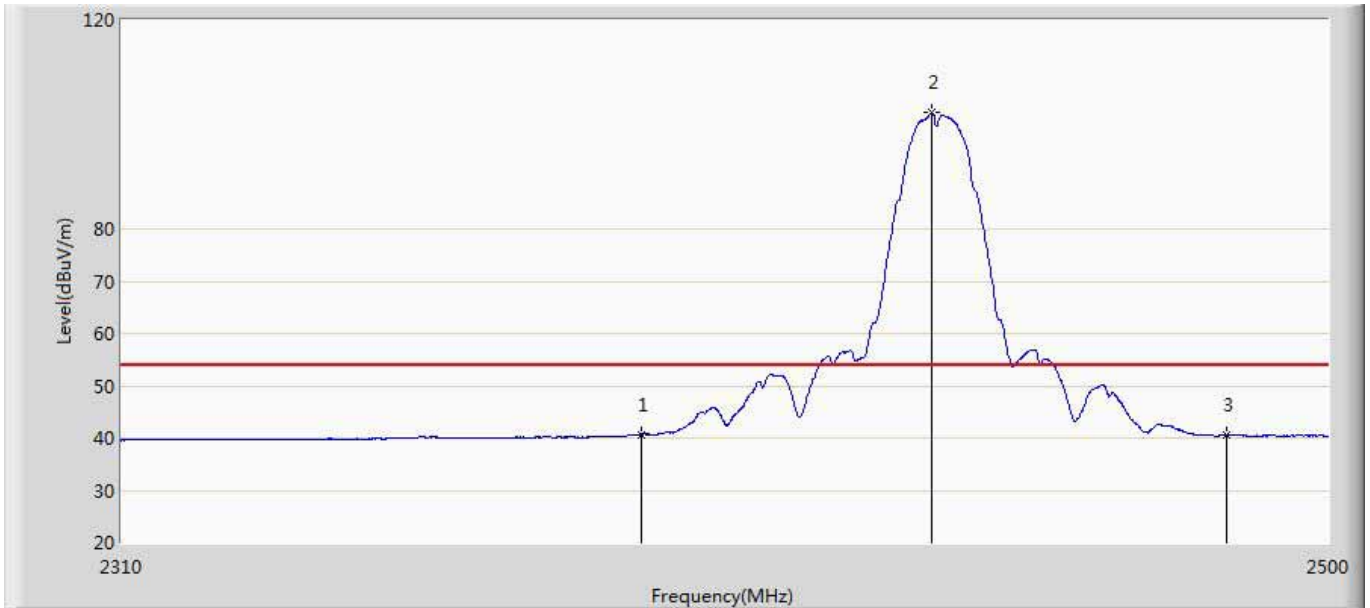
No	Mark	Frequency (MHz)	Measure Level (dBuV/m)	Reading Level (dBuV)	Over Limit (dB)	Limit (dBuV/m)	Factor (dB)	Type
1		2390.000	42.925	7.243	-11.075	54.000	35.682	AV
2	*	2435.780	103.196	67.390	N/A	N/A	35.806	AV
3		2483.500	42.153	6.261	-11.847	54.000	35.891	AV

Engineer: Allen	
Site: AC5	Time: 2018/01/11 - 19:06
Limit: FCC_Part15.209_RE(3m)	Margin: 0
Probe: Horn_3117_00167055(1-18GHz)	Polarity: Horizontal
EUT: Wireless Access point	Power: AC 120V/60Hz
Note: Mode 1:Transmit at 2437MHz by 802.11b Ant2	



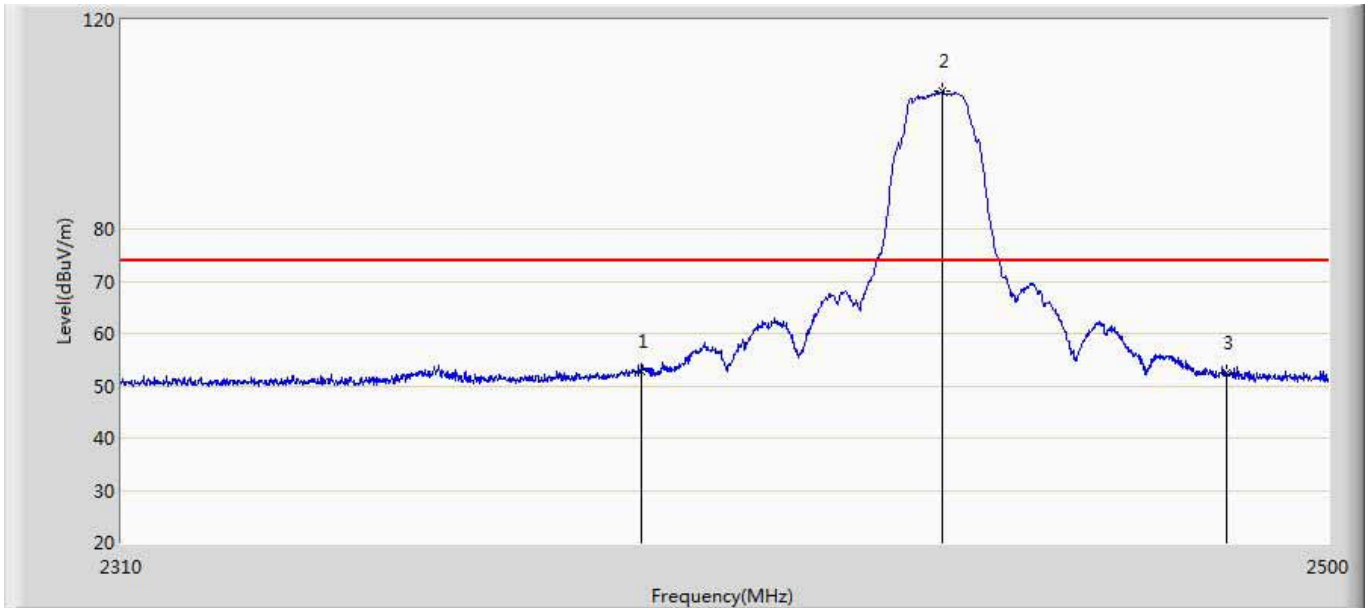
No	Mark	Frequency (MHz)	Measure Level (dBuV/m)	Reading Level (dBuV)	Over Limit (dB)	Limit (dBuV/m)	Factor (dB)	Type
1		2390.000	50.880	15.198	-23.120	74.000	35.682	PK
2	*	2437.015	104.378	68.572	N/A	N/A	35.806	PK
3		2483.500	50.941	15.049	-23.059	74.000	35.891	PK

Engineer: Allen	
Site: AC5	Time: 2018/01/11 - 19:08
Limit: FCC_Part15.209_RE(3m)	Margin: 0
Probe: Horn_3117_00167055(1-18GHz)	Polarity: Horizontal
EUT: Wireless Access point	Power: AC 120V/60Hz
Note: Mode 1:Transmit at 2437MHz by 802.11b Ant2	



No	Mark	Frequency (MHz)	Measure Level (dBuV/m)	Reading Level (dBuV)	Over Limit (dB)	Limit (dBuV/m)	Factor (dB)	Type
1		2390.000	40.695	5.013	-13.305	54.000	35.682	AV
2	*	2436.065	102.198	66.392	N/A	N/A	35.806	AV
3		2483.500	40.558	4.666	-13.442	54.000	35.891	AV

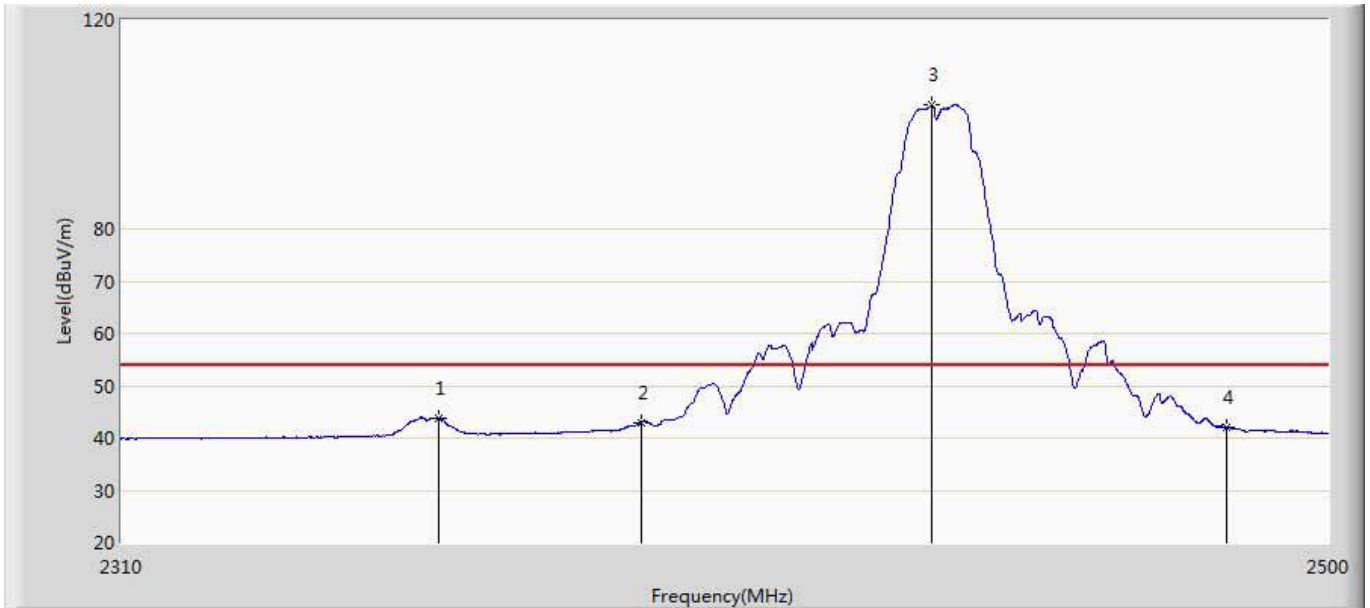
Engineer: Allen	
Site: AC5	Time: 2018/01/11 - 19:12
Limit: FCC_Part15.209_RE(3m)	Margin: 0
Probe: Horn_3117_00167055(1-18GHz)	Polarity: Vertical
EUT: Wireless Access point	Power: AC 120V/60Hz
Note: Mode 1:Transmit at 2437MHz by 802.11b Ant1+2	



No	Mark	Frequency (MHz)	Measure Level (dBuV/m)	Reading Level (dBuV)	Over Limit (dB)	Limit (dBuV/m)	Factor (dB)	Type
1		2390.000	52.681	16.999	-21.319	74.000	35.682	PK
2	*	2437.680	106.262	70.456	N/A	N/A	35.806	PK
3		2483.500	52.446	16.554	-21.554	74.000	35.891	PK

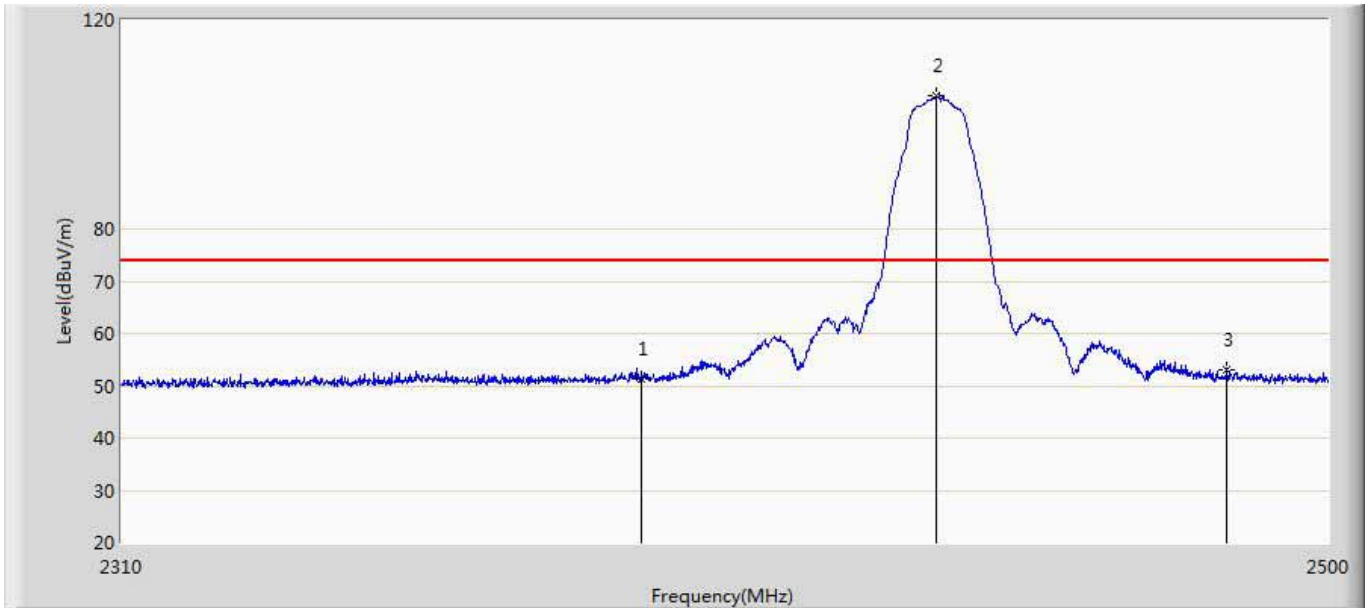


Engineer: Allen	
Site: AC5	Time: 2018/01/11 - 19:18
Limit: FCC_Part15.209_RE(3m)	Margin: 0
Probe: Horn_3117_00167055(1-18GHz)	Polarity: Vertical
EUT: Wireless Access point	Power: AC 120V/60Hz
Note: Mode 1:Transmit at 2437MHz by 802.11b Ant1+2	



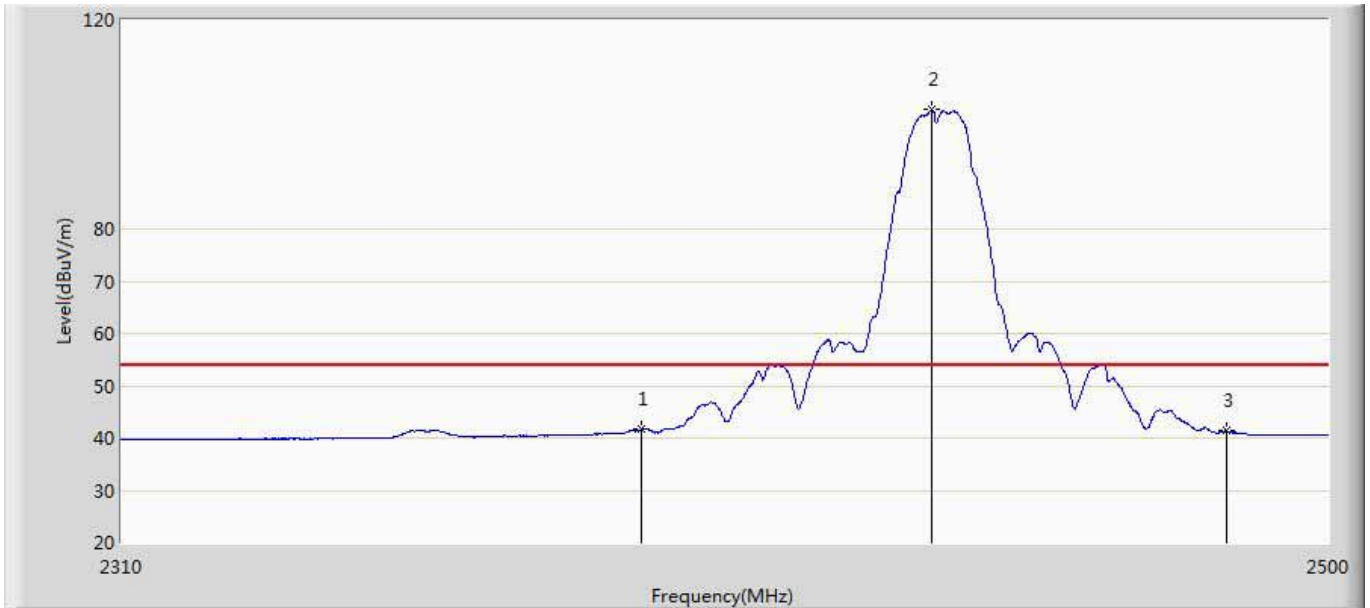
No	Mark	Frequency (MHz)	Measure Level (dBuV/m)	Reading Level (dBuV)	Over Limit (dB)	Limit (dBuV/m)	Factor (dB)	Type
1		2358.450	43.794	8.182	-10.206	54.000	35.612	AV
2		2390.000	43.038	7.356	-10.962	54.000	35.682	AV
3	*	2436.065	103.649	67.843	N/A	N/A	35.806	AV
4		2483.500	42.109	6.217	-11.891	54.000	35.891	AV

Engineer: Allen	
Site: AC5	Time: 2018/01/11 - 19:34
Limit: FCC_Part15.209_RE(3m)	Margin: 0
Probe: Horn_3117_00167055(1-18GHz)	Polarity: Horizontal
EUT: Wireless Access point	Power: AC 120V/60Hz
Note: Mode 1:Transmit at 2437MHz by 802.11b Ant1+2	



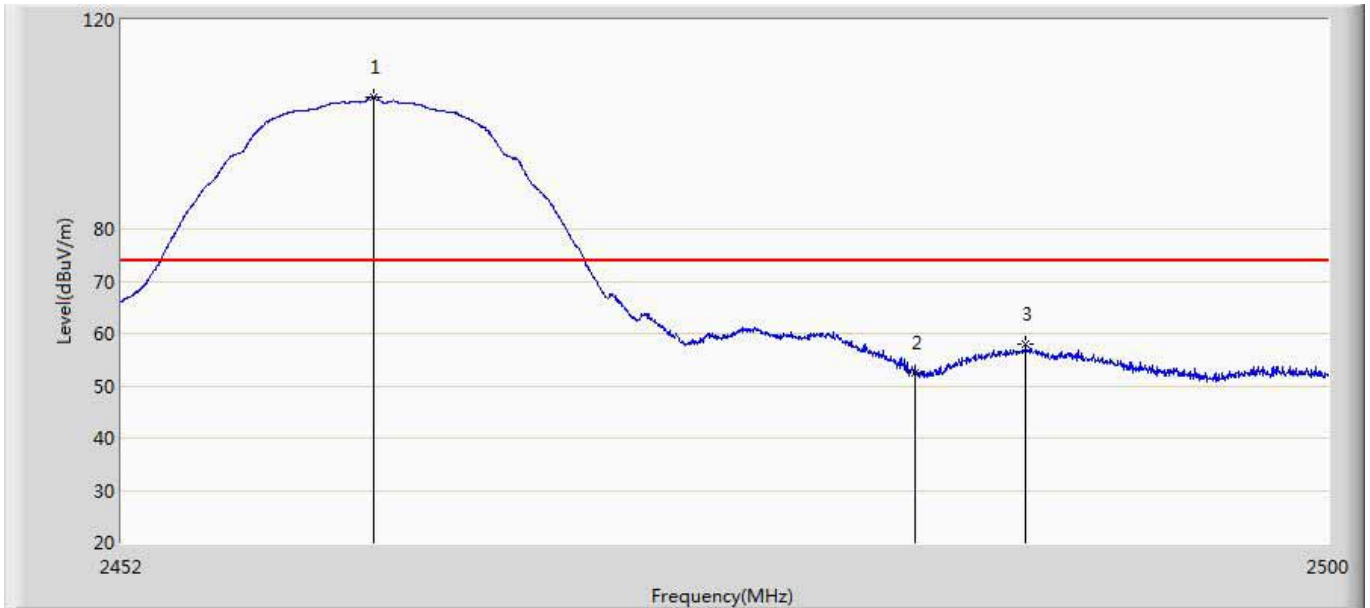
No	Mark	Frequency (MHz)	Measure Level (dBuV/m)	Reading Level (dBuV)	Over Limit (dB)	Limit (dBuV/m)	Factor (dB)	Type
1		2390.000	51.302	15.620	-22.698	74.000	35.682	PK
2	*	2436.730	105.625	69.819	N/A	N/A	35.806	PK
3		2483.500	52.906	17.014	-21.094	74.000	35.891	PK

Engineer: Allen	
Site: AC5	Time: 2018/01/11 - 19:36
Limit: FCC_Part15.209_RE(3m)	Margin: 0
Probe: Horn_3117_00167055(1-18GHz)	Polarity: Horizontal
EUT: Wireless Access point	Power: AC 120V/60Hz
Note: Mode 1:Transmit at 2437MHz by 802.11b Ant1+2	



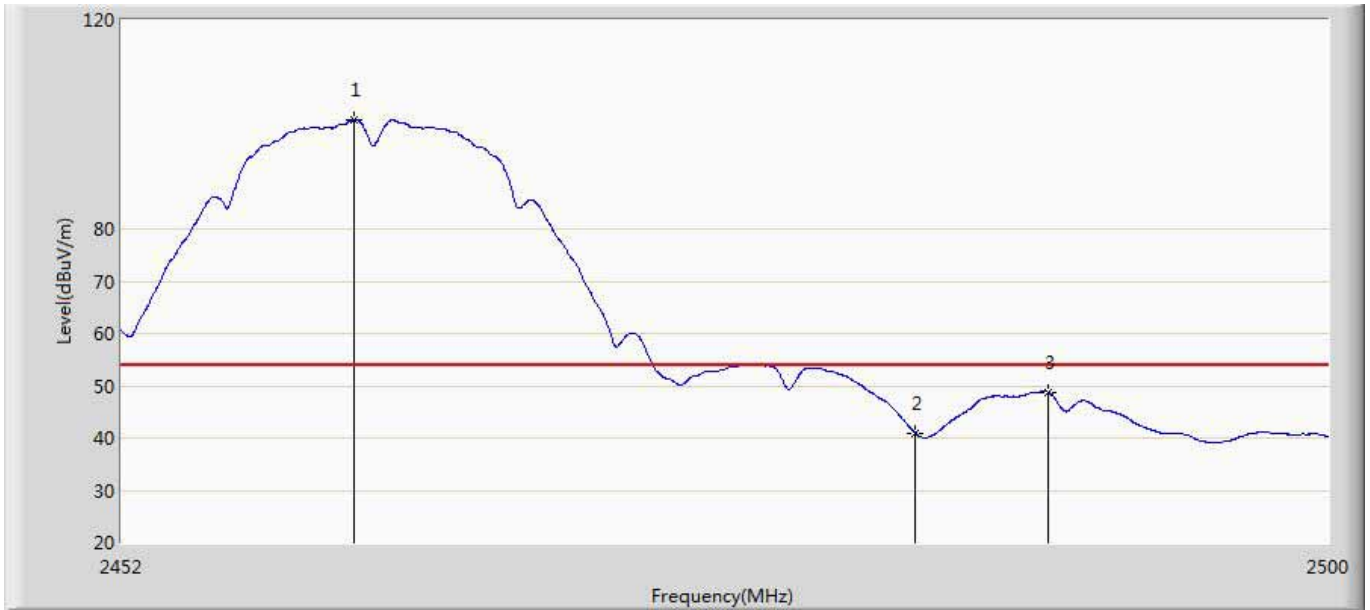
No	Mark	Frequency (MHz)	Measure Level (dBuV/m)	Reading Level (dBuV)	Over Limit (dB)	Limit (dBuV/m)	Factor (dB)	Type
1		2390.000	41.596	5.914	-12.404	54.000	35.682	AV
2	*	2435.970	102.765	66.959	N/A	N/A	35.806	AV
3		2483.500	41.338	5.446	-12.662	54.000	35.891	AV

Engineer: Allen	
Site: AC5	Time: 2018/01/11 - 19:41
Limit: FCC_Part15.209_RE(3m)	Margin: 0
Probe: Horn_3117_00167055(1-18GHz)	Polarity: Vertical
EUT: Wireless Access point	Power: AC 120V/60Hz
Note: Mode 1:Transmit at 2462MHz by 802.11b Ant1	



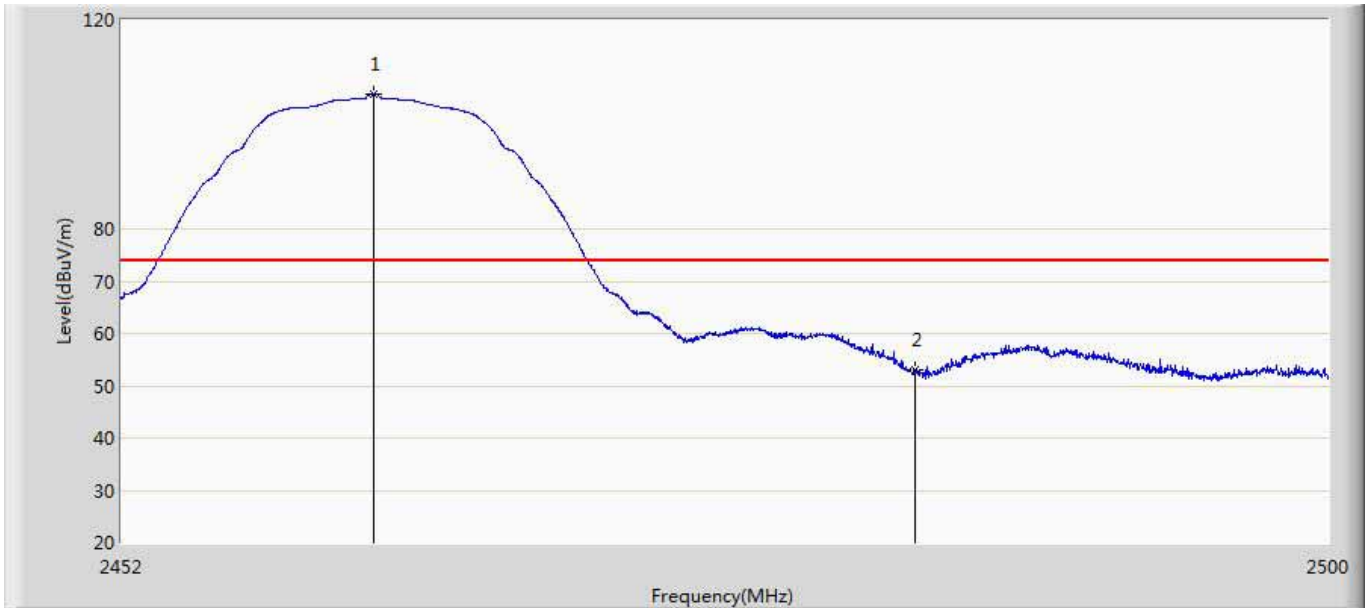
No	Mark	Frequency (MHz)	Measure Level (dBuV/m)	Reading Level (dBuV)	Over Limit (dB)	Limit (dBuV/m)	Factor (dB)	Type
1	*	2461.960	105.331	69.453	N/A	N/A	35.878	PK
2		2483.500	52.337	16.445	-21.663	74.000	35.891	PK
3		2487.880	58.047	22.124	-15.953	74.000	35.923	PK

Engineer: Allen	
Site: AC5	Time: 2018/01/11 - 19:47
Limit: FCC_Part15.209_RE(3m)	Margin: 0
Probe: Horn_3117_00167055(1-18GHz)	Polarity: Vertical
EUT: Wireless Access point	Power: AC 120V/60Hz
Note: Mode 1:Transmit at 2462MHz by 802.11b Ant1	



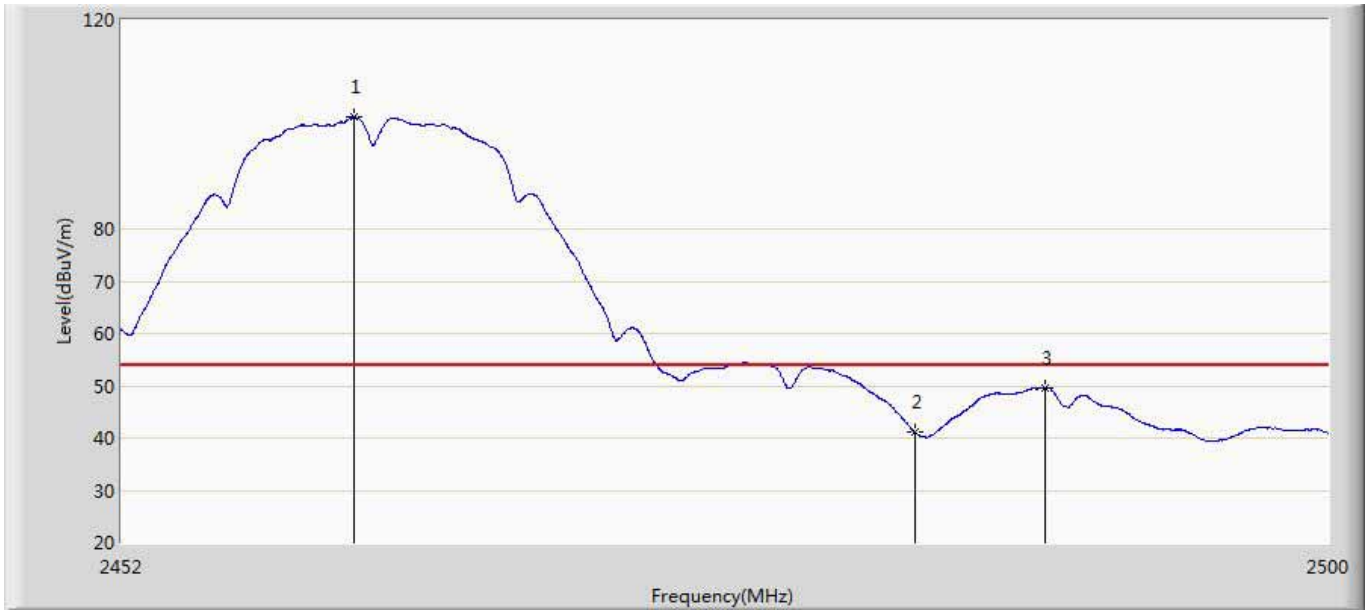
No	Mark	Frequency (MHz)	Measure Level (dBuV/m)	Reading Level (dBuV)	Over Limit (dB)	Limit (dBuV/m)	Factor (dB)	Type
1	*	2461.216	100.937	65.062	N/A	N/A	35.875	AV
2		2483.500	40.846	4.954	-13.154	54.000	35.891	AV
3		2488.768	48.815	12.885	-5.185	54.000	35.929	AV

Engineer: Allen	
Site: AC5	Time: 2018/01/11 - 19:50
Limit: FCC_Part15.209_RE(3m)	Margin: 0
Probe: Horn_3117_00167055(1-18GHz)	Polarity: Horizontal
EUT: Wireless Access point	Power: AC 120V/60Hz
Note: Mode 1:Transmit at 2462MHz by 802.11b Ant1	



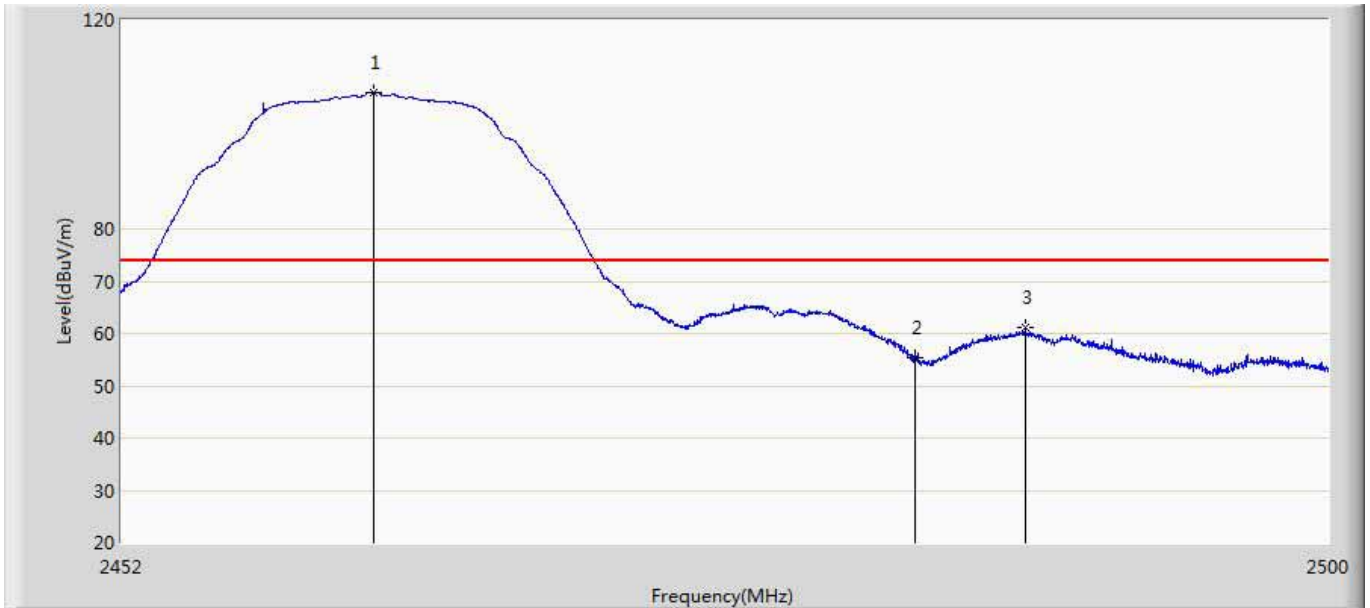
No	Mark	Frequency (MHz)	Measure Level (dBuV/m)	Reading Level (dBuV)	Over Limit (dB)	Limit (dBuV/m)	Factor (dB)	Type
1	*	2461.960	105.718	69.840	N/A	N/A	35.878	PK
2		2483.500	53.052	17.160	-20.948	74.000	35.891	PK

Engineer: Allen	
Site: AC5	Time: 2018/01/11 - 19:52
Limit: FCC_Part15.209_RE(3m)	Margin: 0
Probe: Horn_3117_00167055(1-18GHz)	Polarity: Horizontal
EUT: Wireless Access point	Power: AC 120V/60Hz
Note: Mode 1:Transmit at 2462MHz by 802.11b Ant1	



No	Mark	Frequency (MHz)	Measure Level (dBuV/m)	Reading Level (dBuV)	Over Limit (dB)	Limit (dBuV/m)	Factor (dB)	Type
1	*	2461.216	101.319	65.444	N/A	N/A	35.875	AV
2		2483.500	41.040	5.148	-12.960	54.000	35.891	AV
3		2488.696	49.687	13.758	-4.313	54.000	35.929	AV

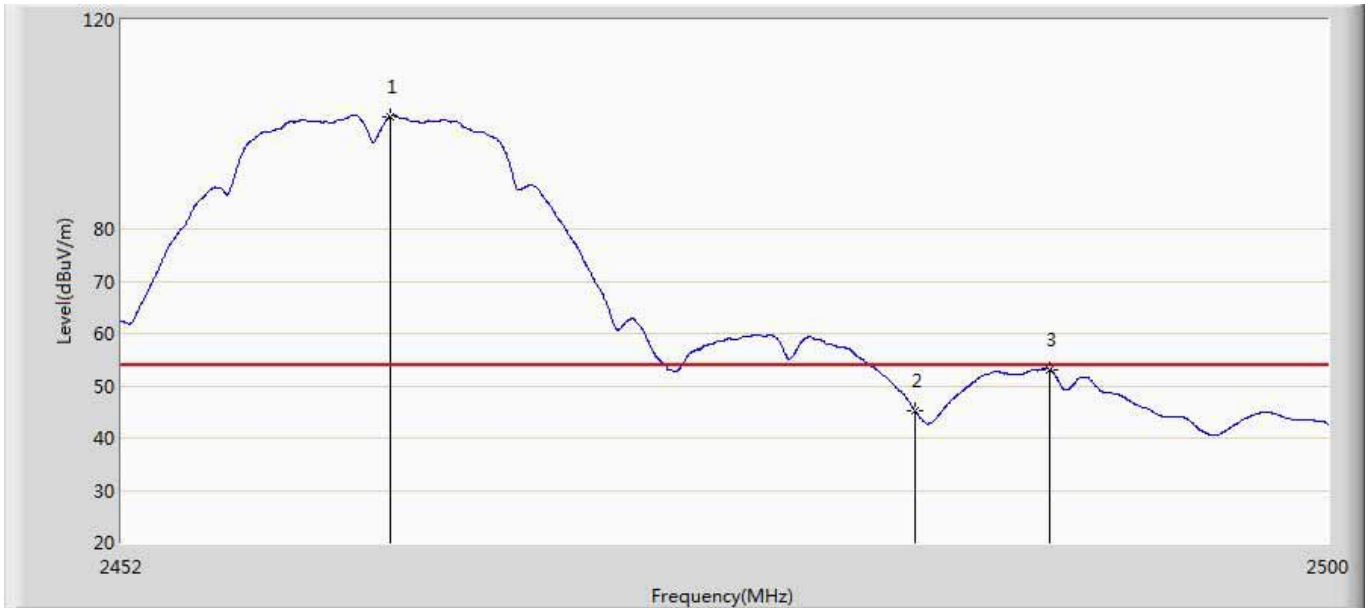
Engineer: Allen	
Site: AC5	Time: 2018/01/11 - 19:54
Limit: FCC_Part15.209_RE(3m)	Margin: 0
Probe: Horn_3117_00167055(1-18GHz)	Polarity: Vertical
EUT: Wireless Access point	Power: AC 120V/60Hz
Note: Mode 1:Transmit at 2462MHz by 802.11b Ant2	



No	Mark	Frequency (MHz)	Measure Level (dBuV/m)	Reading Level (dBuV)	Over Limit (dB)	Limit (dBuV/m)	Factor (dB)	Type
1	*	2461.960	105.986	70.108	N/A	N/A	35.878	PK
2		2483.500	55.366	19.474	-18.634	74.000	35.891	PK
3		2487.880	61.069	25.146	-12.931	74.000	35.923	PK

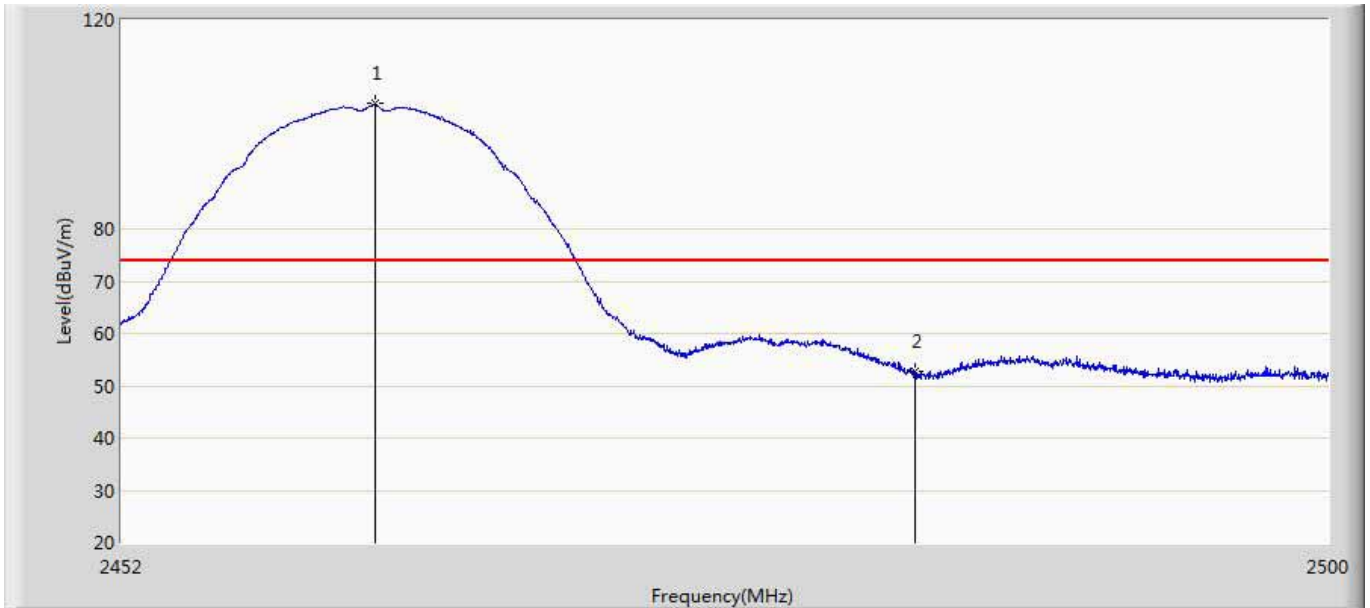


Engineer: Allen	
Site: AC5	Time: 2018/01/11 - 19:59
Limit: FCC_Part15.209_RE(3m)	Margin: 0
Probe: Horn_3117_00167055(1-18GHz)	Polarity: Vertical
EUT: Wireless Access point	Power: AC 120V/60Hz
Note: Mode 1:Transmit at 2462MHz by 802.11b Ant2	



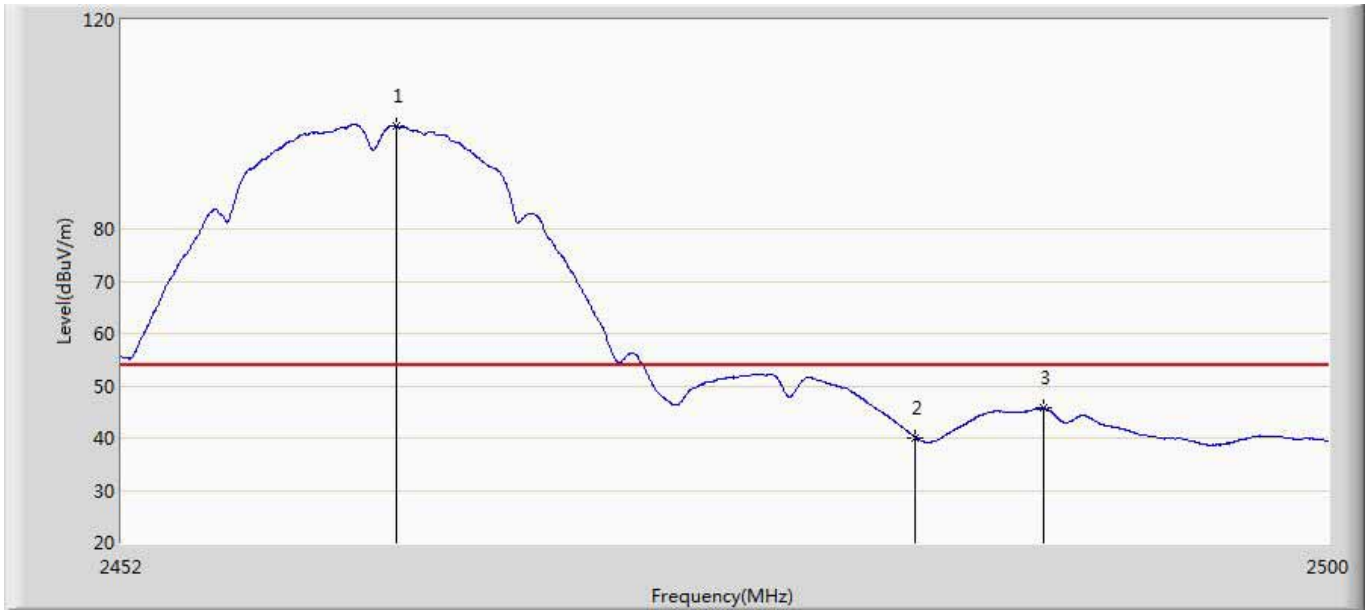
No	Mark	Frequency (MHz)	Measure Level (dBuV/m)	Reading Level (dBuV)	Over Limit (dB)	Limit (dBuV/m)	Factor (dB)	Type
1	*	2462.632	101.523	65.645	N/A	N/A	35.878	AV
2		2483.500	45.075	9.183	-8.925	54.000	35.891	AV
3		2488.840	53.161	17.231	-0.839	54.000	35.931	AV

Engineer: Allen	
Site: AC5	Time: 2018/01/11 - 20:01
Limit: FCC_Part15.209_RE(3m)	Margin: 0
Probe: Horn_3117_00167055(1-18GHz)	Polarity: Horizontal
EUT: Wireless Access point	Power: AC 120V/60Hz
Note: Mode 1:Transmit at 2462MHz by 802.11b Ant2	



No	Mark	Frequency (MHz)	Measure Level (dBuV/m)	Reading Level (dBuV)	Over Limit (dB)	Limit (dBuV/m)	Factor (dB)	Type
1	*	2462.008	104.173	68.295	N/A	N/A	35.878	PK
2		2483.500	52.616	16.724	-21.384	74.000	35.891	PK

Engineer: Allen	
Site: AC5	Time: 2018/01/11 - 20:03
Limit: FCC_Part15.209_RE(3m)	Margin: 0
Probe: Horn_3117_00167055(1-18GHz)	Polarity: Horizontal
EUT: Wireless Access point	Power: AC 120V/60Hz
Note: Mode 1:Transmit at 2462MHz by 802.11b Ant2	



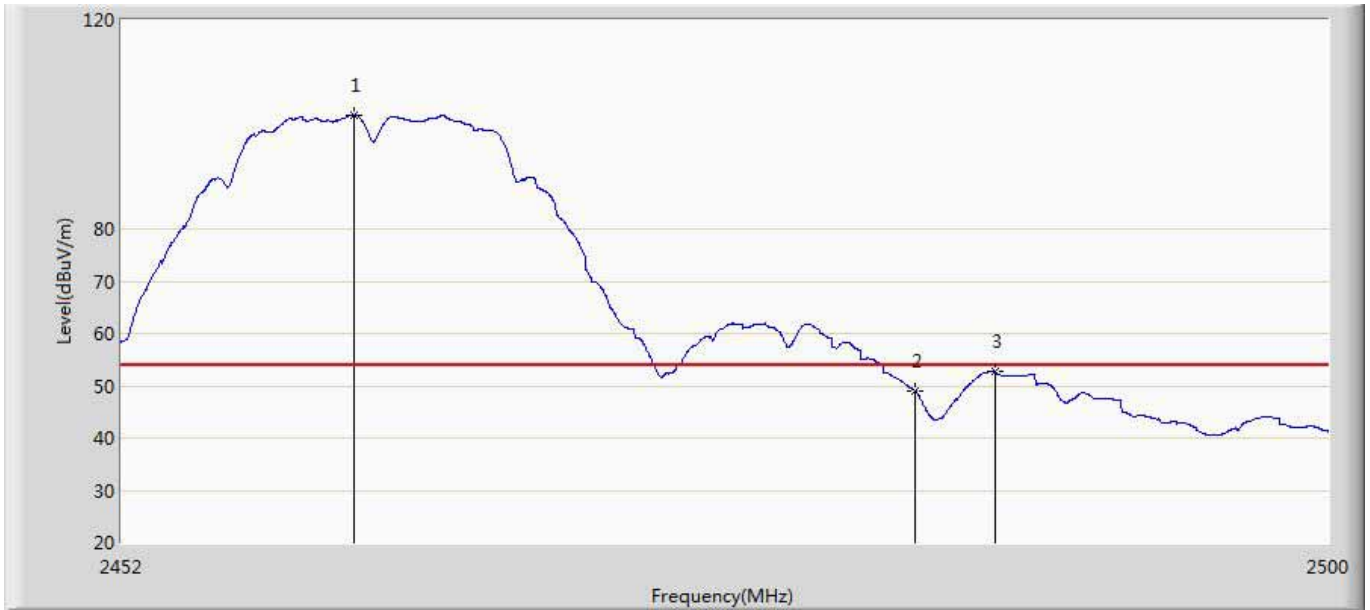
No	Mark	Frequency (MHz)	Measure Level (dBuV/m)	Reading Level (dBuV)	Over Limit (dB)	Limit (dBuV/m)	Factor (dB)	Type
1	*	2462.872	99.706	63.829	N/A	N/A	35.877	AV
2		2483.500	40.101	4.209	-13.899	54.000	35.891	AV
3		2488.624	45.661	9.732	-8.339	54.000	35.928	AV

Engineer: Allen	
Site: AC5	Time: 2018/01/11 - 20:05
Limit: FCC_Part15.209_RE(3m)	Margin: 0
Probe: Horn_3117_00167055(1-18GHz)	Polarity: Vertical
EUT: Wireless Access point	Power: AC 120V/60Hz
Note: Mode 1:Transmit at 2462MHz by 802.11b Ant1+2	



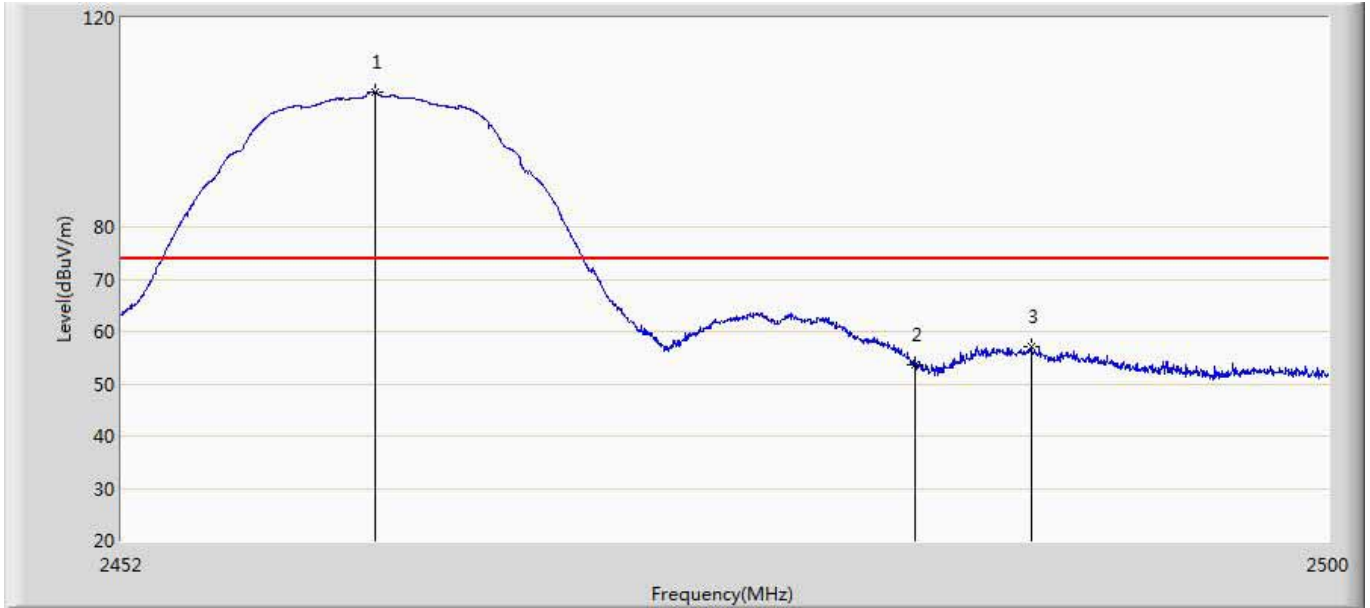
No	Mark	Frequency (MHz)	Measure Level (dBuV/m)	Reading Level (dBuV)	Over Limit (dB)	Limit (dBuV/m)	Factor (dB)	Type
1	*	2462.176	106.207	70.329	N/A	N/A	35.878	PK
2		2483.500	56.901	21.009	-17.099	74.000	35.891	PK
3		2487.784	61.973	26.050	-12.027	74.000	35.922	PK

Engineer: Allen	
Site: AC5	Time: 2018/01/11 - 20:09
Limit: FCC_Part15.209_RE(3m)	Margin: 0
Probe: Horn_3117_00167055(1-18GHz)	Polarity: Vertical
EUT: Wireless Access point	Power: AC 120V/60Hz
Note: Mode 1:Transmit at 2462MHz by 802.11b Ant1+2	



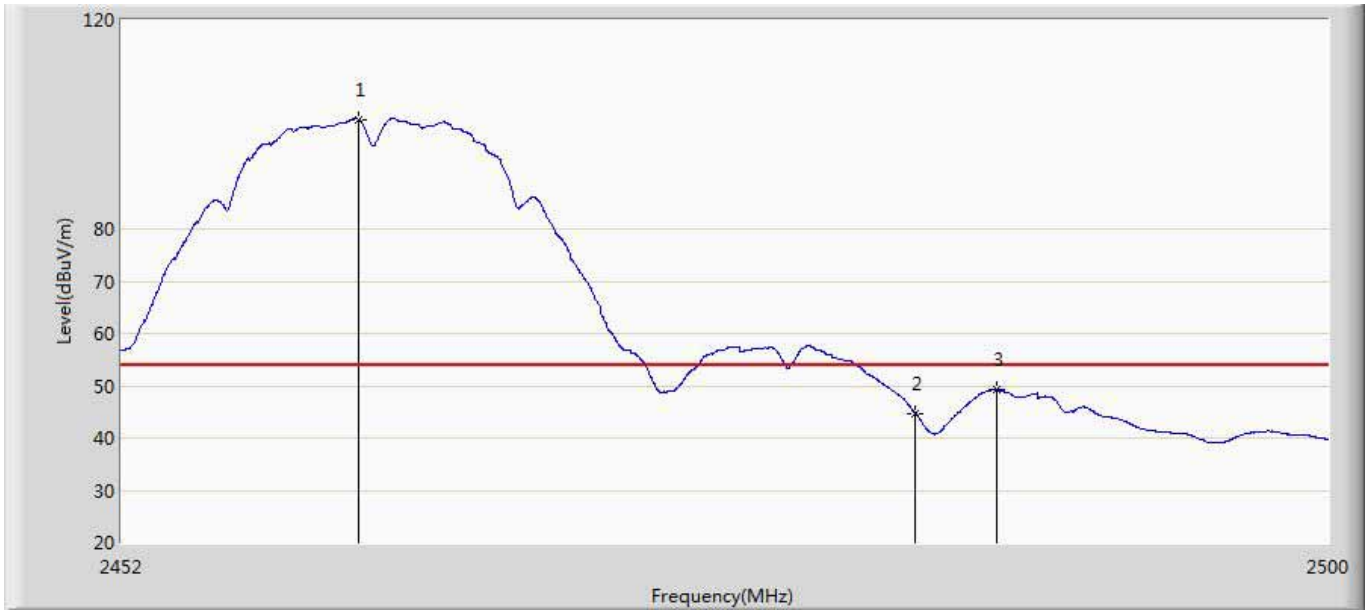
No	Mark	Frequency (MHz)	Measure Level (dBuV/m)	Reading Level (dBuV)	Over Limit (dB)	Limit (dBuV/m)	Factor (dB)	Type
1	*	2461.216	101.856	65.981	N/A	N/A	35.875	AV
2		2483.500	48.919	13.027	-5.081	54.000	35.891	AV
3		2486.656	52.831	16.917	-1.169	54.000	35.914	AV

Engineer: Allen	
Site: AC5	Time: 2018/01/11 - 20:19
Limit: FCC_Part15.209_RE(3m)	Margin: 0
Probe: Horn_3117_00167055(1-18GHz)	Polarity: Horizontal
EUT: Wireless Access point	Power: AC 120V/60Hz
Note: Mode 1:Transmit at 2462MHz by 802.11b Ant1+2	



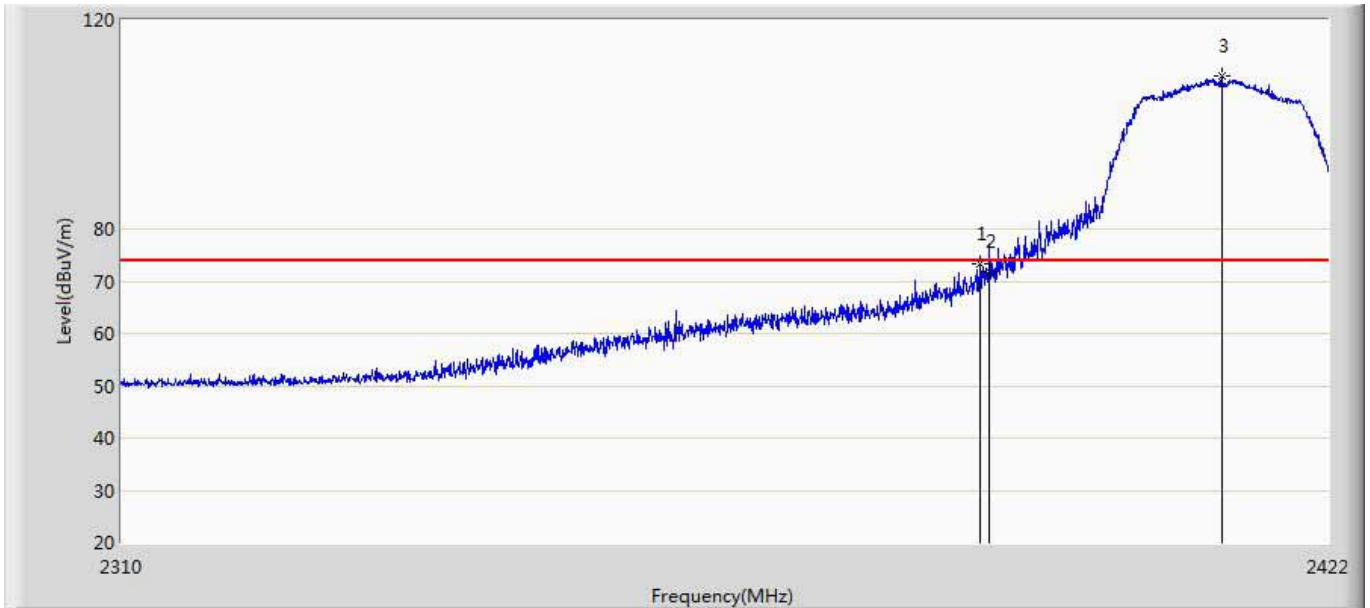
No	Mark	Frequency (MHz)	Measure Level (dBuV/m)	Reading Level (dBuV)	Over Limit (dB)	Limit (dBuV/m)	Factor (dB)	Type
1	*	2462.032	105.733	69.855	N/A	N/A	35.878	PK
2		2483.500	53.725	17.833	-20.275	74.000	35.891	PK
3		2488.120	57.037	21.112	-16.963	74.000	35.925	PK

Engineer: Allen	
Site: AC5	Time: 2018/01/11 - 20:22
Limit: FCC_Part15.209_RE(3m)	Margin: 0
Probe: Horn_3117_00167055(1-18GHz)	Polarity: Horizontal
EUT: Wireless Access point	Power: AC 120V/60Hz
Note: Mode 1:Transmit at 2462MHz by 802.11b Ant1+2	



No	Mark	Frequency (MHz)	Measure Level (dBuV/m)	Reading Level (dBuV)	Over Limit (dB)	Limit (dBuV/m)	Factor (dB)	Type
1	*	2461.360	100.949	65.074	46.949	54.000	35.875	AV
2		2483.500	44.682	8.790	-9.318	54.000	35.891	AV
3		2486.728	49.278	13.363	-4.722	54.000	35.915	AV

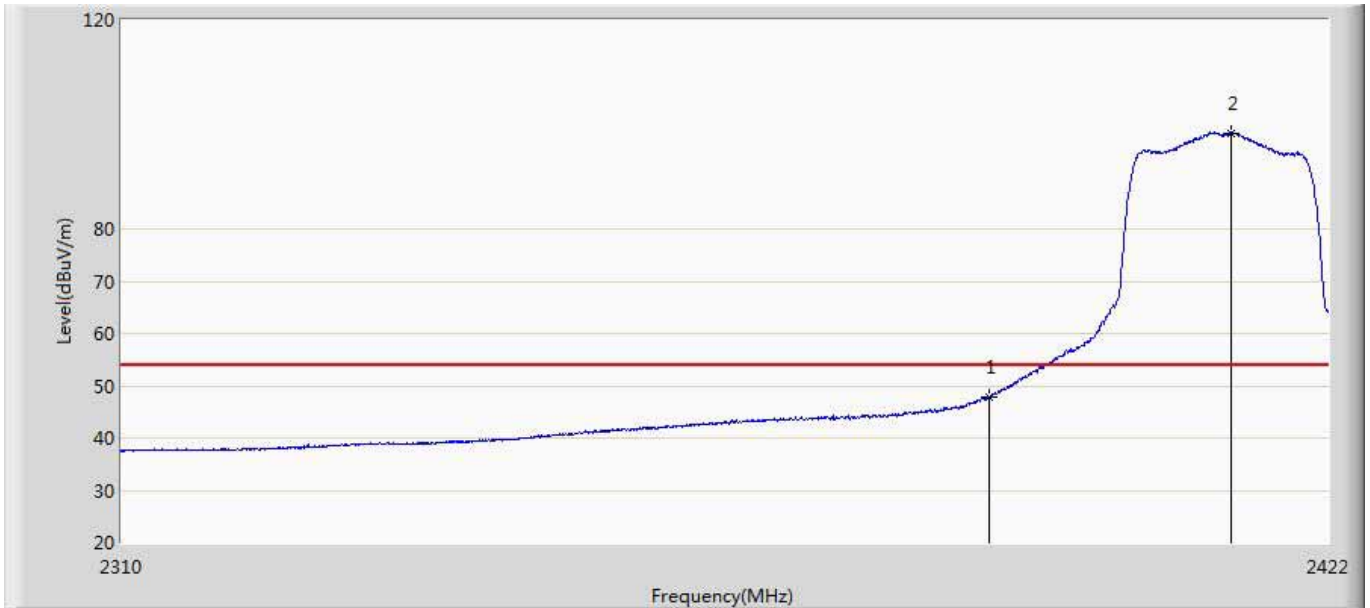
Engineer: Allen	
Site: AC5	Time: 2018/01/13 - 17:00
Limit: FCC_Part15.209_RE(3m)	Margin: 0
Probe: Horn_3117_00167055(1-18GHz)	Polarity: Vertical
EUT: Wireless Access point	Power: AC 120V/60Hz
Note: Mode 2:Transmit at 2412MHz by 802.11g Ant1	



No	Mark	Frequency (MHz)	Measure Level (dBuV/m)	Reading Level (dBuV)	Over Limit (dB)	Limit (dBuV/m)	Factor (dB)	Type
1		2389.240	73.352	37.672	-0.648	74.000	35.680	PK
2		2390.000	71.977	36.295	-2.023	74.000	35.682	PK
3	*	2411.920	109.220	73.479	N/A	N/A	35.741	PK

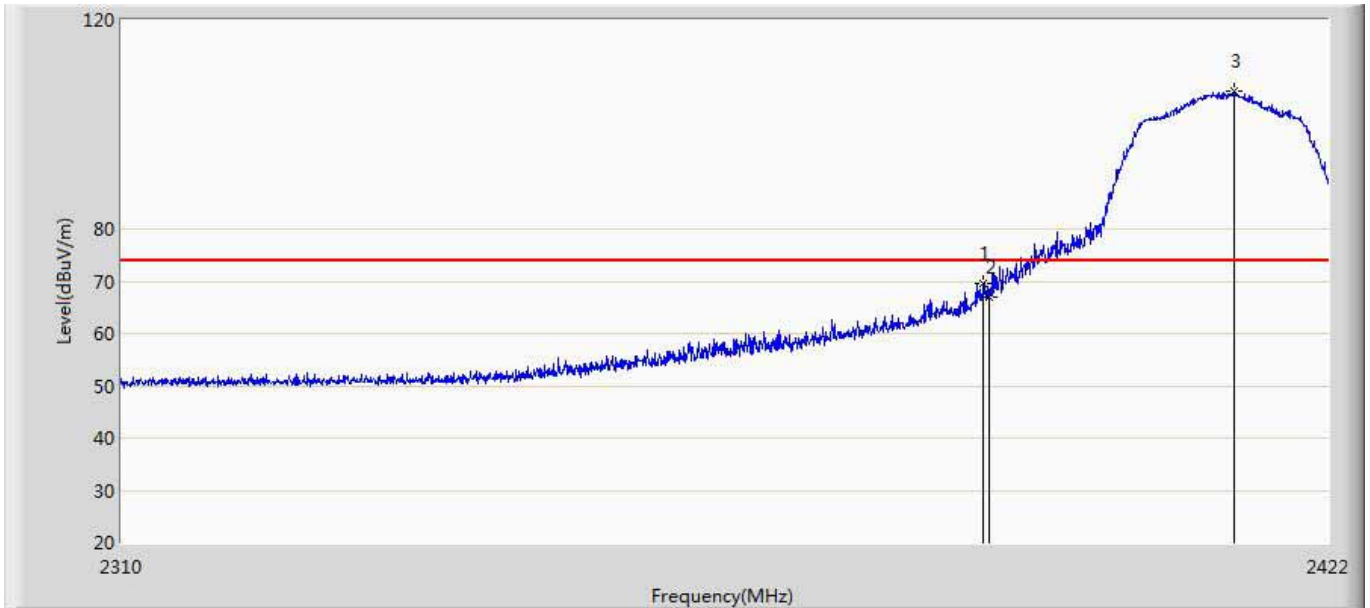


Engineer: Allen	
Site: AC5	Time: 2018/01/13 - 17:23
Limit: FCC_Part15.209_RE(3m)	Margin: 0
Probe: Horn_3117_00167055(1-18GHz)	Polarity: Vertical
EUT: Wireless Access point	Power: AC 120V/60Hz
Note: Mode 2:Transmit at 2412MHz by 802.11g Ant1	



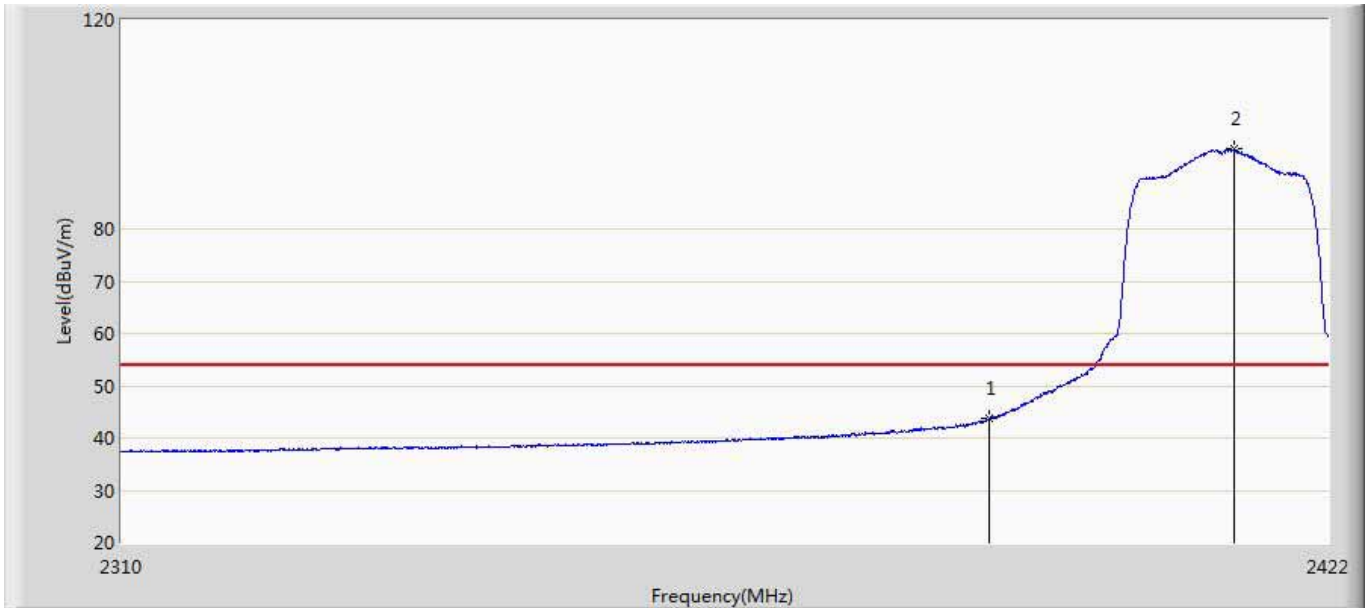
No	Mark	Frequency (MHz)	Measure Level (dBuV/m)	Reading Level (dBuV)	Over Limit (dB)	Limit (dBuV/m)	Factor (dB)	Type
1		2390.000	47.741	12.059	-6.259	54.000	35.682	AV
2	*	2412.816	98.402	62.657	N/A	N/A	35.745	AV

Engineer: Allen	
Site: AC5	Time: 2018/01/13 - 17:24
Limit: FCC_Part15.209_RE(3m)	Margin: 0
Probe: Horn_3117_00167055(1-18GHz)	Polarity: Horizontal
EUT: Wireless Access point	Power: AC 120V/60Hz
Note: Mode 2:Transmit at 2412MHz by 802.11g Ant1	



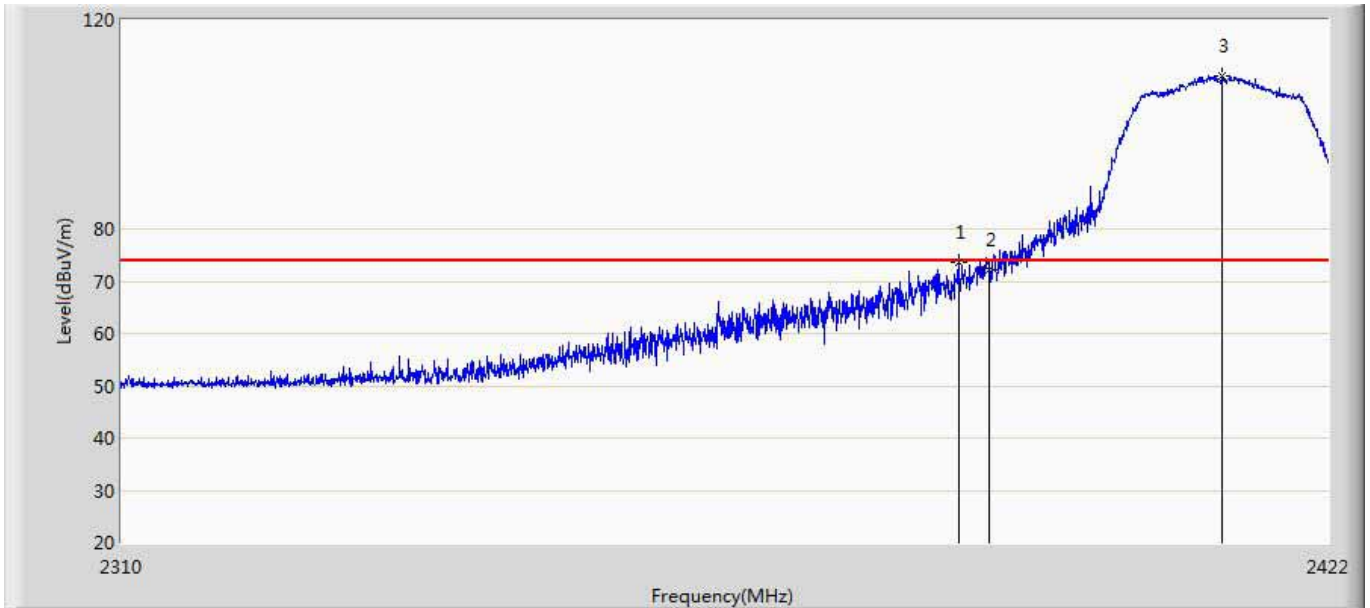
No	Mark	Frequency (MHz)	Measure Level (dBuV/m)	Reading Level (dBuV)	Over Limit (dB)	Limit (dBuV/m)	Factor (dB)	Type
1		2389.464	69.708	34.027	-4.292	74.000	35.680	PK
2		2390.000	66.941	31.259	-7.059	74.000	35.682	PK
3	*	2413.096	106.333	70.587	N/A	N/A	35.746	PK

Engineer: Allen	
Site: AC5	Time: 2018/01/13 - 17:29
Limit: FCC_Part15.209_RE(3m)	Margin: 0
Probe: Horn_3117_00167055(1-18GHz)	Polarity: Horizontal
EUT: Wireless Access point	Power: AC 120V/60Hz
Note: Mode 2:Transmit at 2412MHz by 802.11g Ant1	



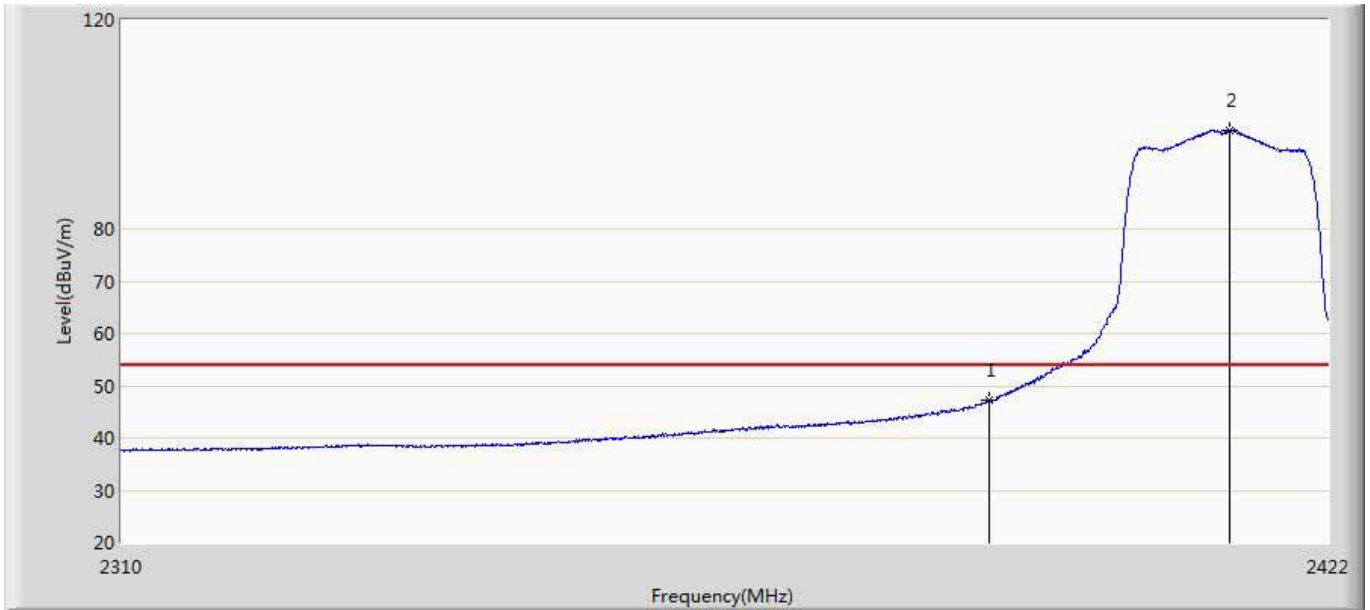
No	Mark	Frequency (MHz)	Measure Level (dBuV/m)	Reading Level (dBuV)	Over Limit (dB)	Limit (dBuV/m)	Factor (dB)	Type
1		2390.000	43.668	7.986	-10.332	54.000	35.682	AV
2	*	2413.096	95.361	59.615	N/A	N/A	35.746	AV

Engineer: Allen	
Site: AC5	Time: 2018/01/13 - 17:31
Limit: FCC_Part15.209_RE(3m)	Margin: 0
Probe: Horn_3117_00167055(1-18GHz)	Polarity: Vertical
EUT: Wireless Access point	Power: AC 120V/60Hz
Note: Mode 2:Transmit at 2412MHz by 802.11g Ant2	



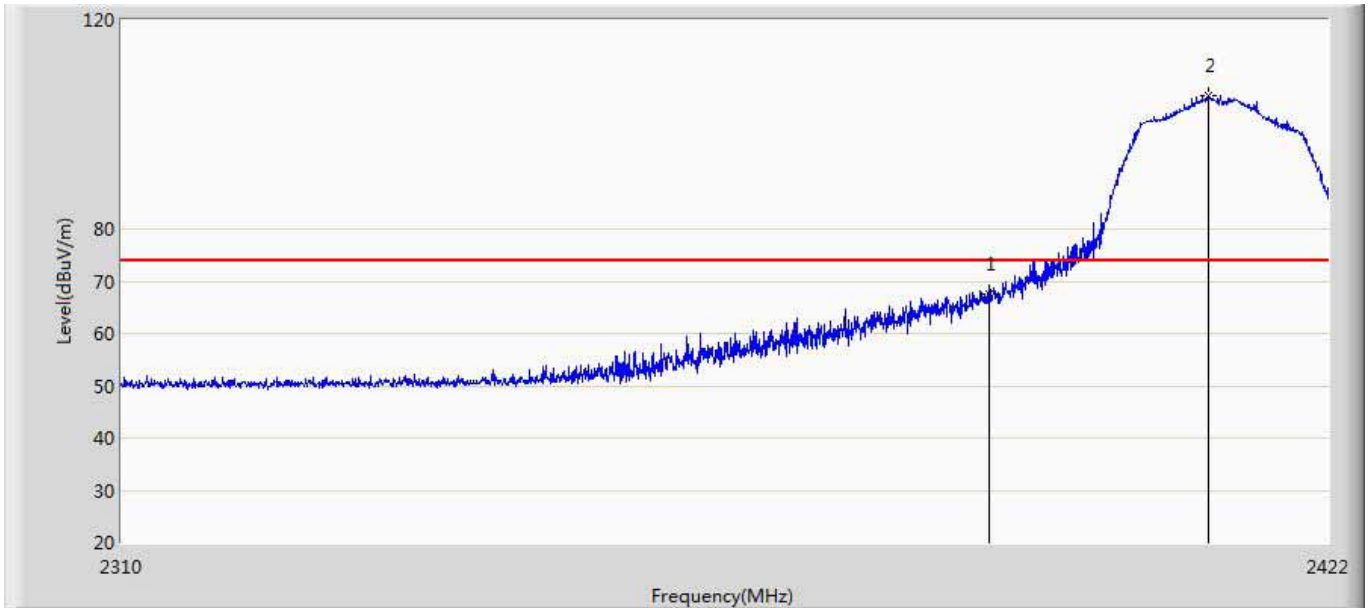
No	Mark	Frequency (MHz)	Measure Level (dBuV/m)	Reading Level (dBuV)	Over Limit (dB)	Limit (dBuV/m)	Factor (dB)	Type
1		2387.168	73.584	37.908	-0.416	74.000	35.676	PK
2		2390.000	72.258	36.576	-1.742	74.000	35.682	PK
3	*	2411.976	109.417	73.676	N/A	N/A	35.741	PK

Engineer: Allen	
Site: AC5	Time: 2018/01/13 - 17:41
Limit: FCC_Part15.209_RE(3m)	Margin: 0
Probe: Horn_3117_00167055(1-18GHz)	Polarity: Vertical
EUT: Wireless Access point	Power: AC 120V/60Hz
Note: Mode 2:Transmit at 2412MHz by 802.11g Ant2	



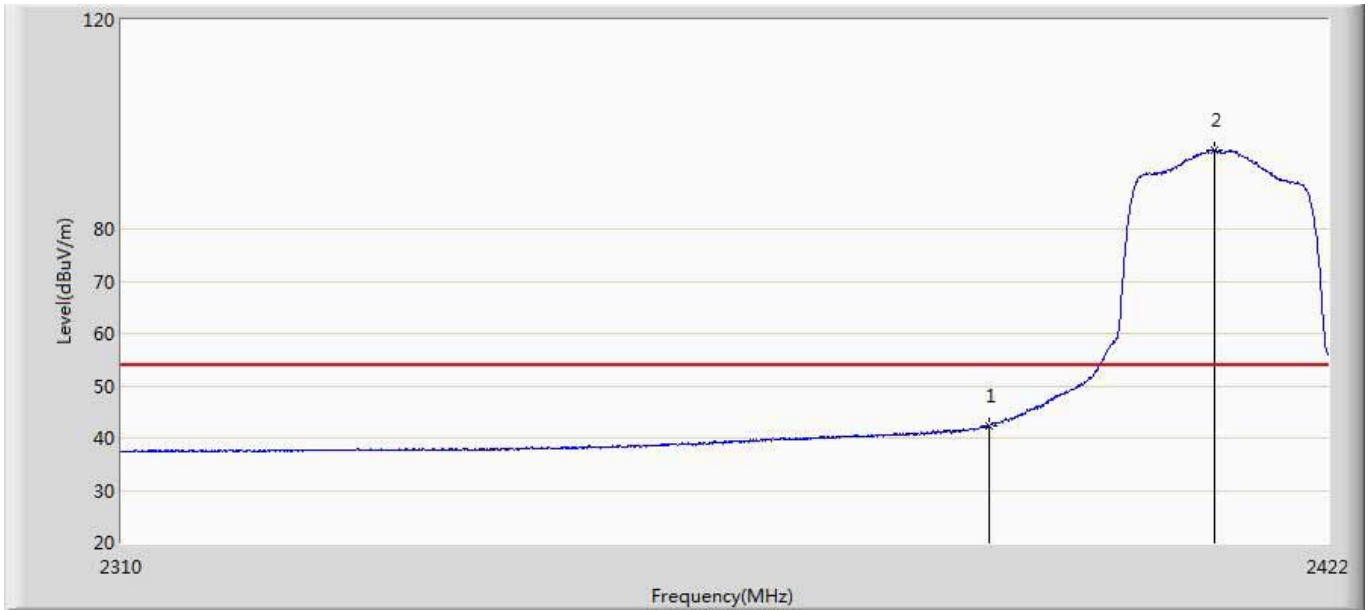
No	Mark	Frequency (MHz)	Measure Level (dBuV/m)	Reading Level (dBuV)	Over Limit (dB)	Limit (dBuV/m)	Factor (dB)	Type
1		2390.000	47.200	11.518	-6.800	54.000	35.682	AV
2	*	2412.648	98.799	63.055	N/A	N/A	35.744	AV

Engineer: Allen	
Site: AC5	Time: 2018/01/13 - 17:42
Limit: FCC_Part15.209_RE(3m)	Margin: 0
Probe: Horn_3117_00167055(1-18GHz)	Polarity: Horizontal
EUT: Wireless Access point	Power: AC 120V/60Hz
Note: Mode 2:Transmit at 2412MHz by 802.11g Ant2	



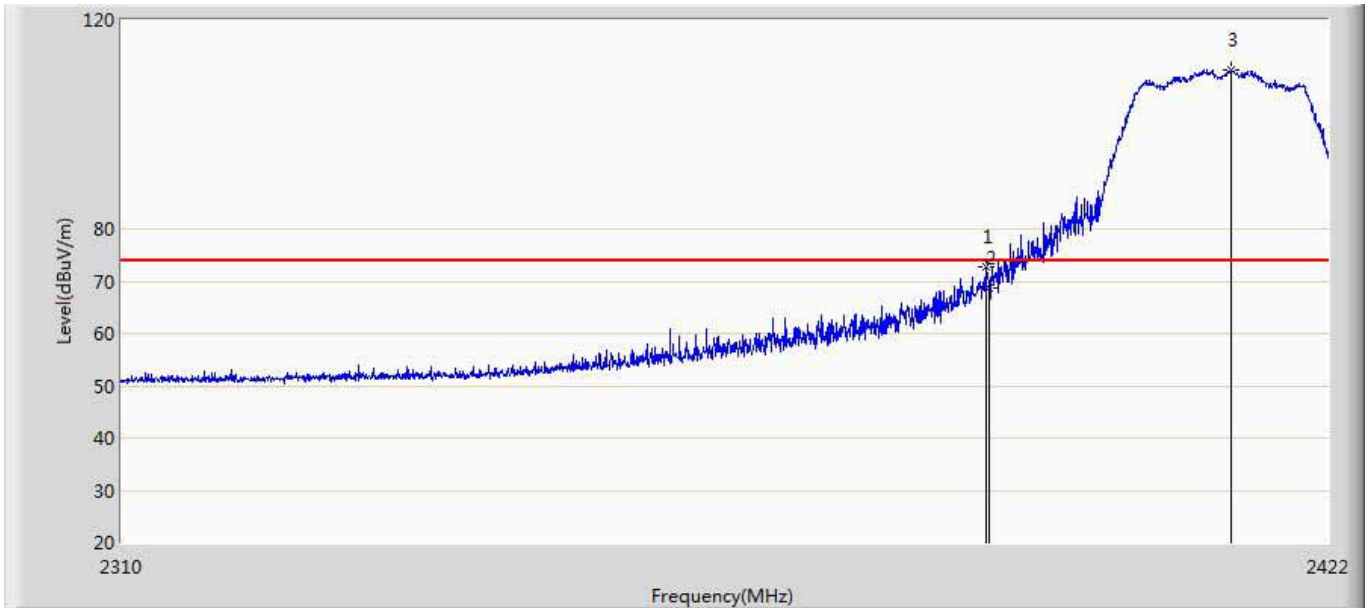
No	Mark	Frequency (MHz)	Measure Level (dBuV/m)	Reading Level (dBuV)	Over Limit (dB)	Limit (dBuV/m)	Factor (dB)	Type
1		2390.000	67.402	31.720	-6.598	74.000	35.682	PK
2	*	2410.688	105.434	69.698	N/A	N/A	35.737	PK

Engineer: Allen	
Site: AC5	Time: 2018/01/13 - 17:47
Limit: FCC_Part15.209_RE(3m)	Margin: 0
Probe: Horn_3117_00167055(1-18GHz)	Polarity: Horizontal
EUT: Wireless Access point	Power: AC 120V/60Hz
Note: Mode 2:Transmit at 2412MHz by 802.11g Ant2	



No	Mark	Frequency (MHz)	Measure Level (dBuV/m)	Reading Level (dBuV)	Over Limit (dB)	Limit (dBuV/m)	Factor (dB)	Type
1		2390.000	42.269	6.587	-11.731	54.000	35.682	AV
2	*	2411.192	95.067	59.329	N/A	N/A	35.738	AV

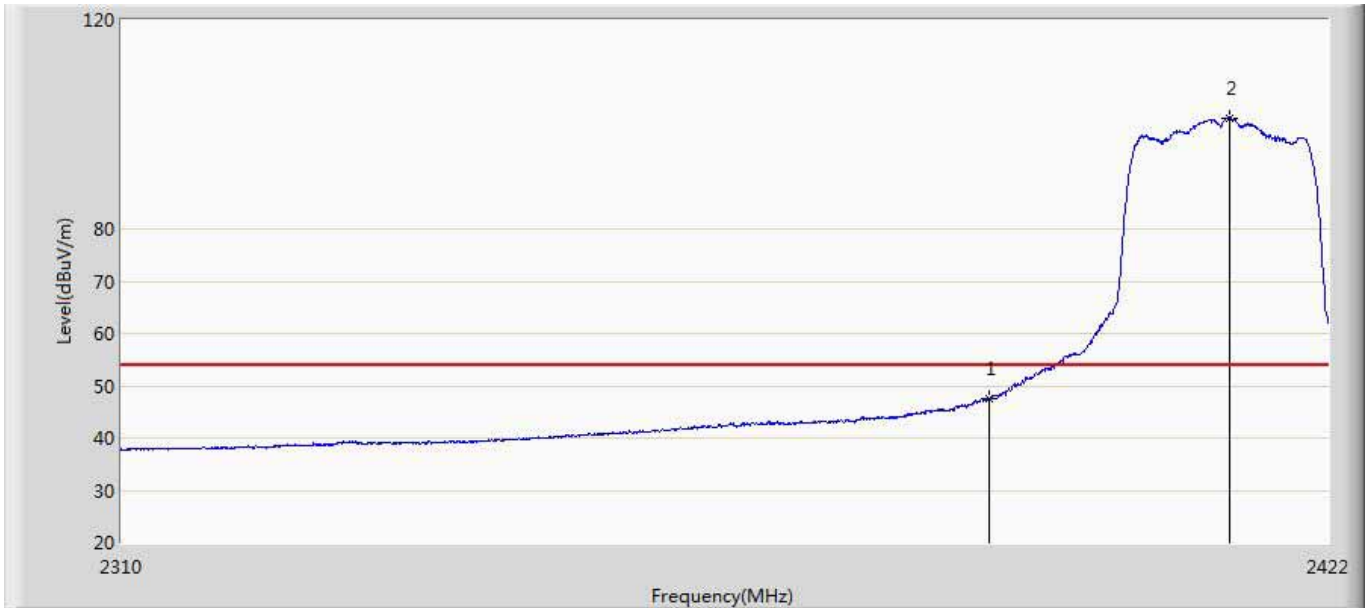
Engineer: Allen	
Site: AC5	Time: 2018/01/13 - 17:48
Limit: FCC_Part15.209_RE(3m)	Margin: 0
Probe: Horn_3117_00167055(1-18GHz)	Polarity: Vertical
EUT: Wireless Access point	Power: AC 120V/60Hz
Note: Mode 2:Transmit at 2412MHz by 802.11g Ant1+2	



No	Mark	Frequency (MHz)	Measure Level (dBuV/m)	Reading Level (dBuV)	Over Limit (dB)	Limit (dBuV/m)	Factor (dB)	Type
1		2389.688	72.788	37.107	-1.212	74.000	35.681	PK
2		2390.000	68.568	32.886	-5.432	74.000	35.682	PK
3	*	2412.816	110.371	74.626	N/A	N/A	35.745	PK

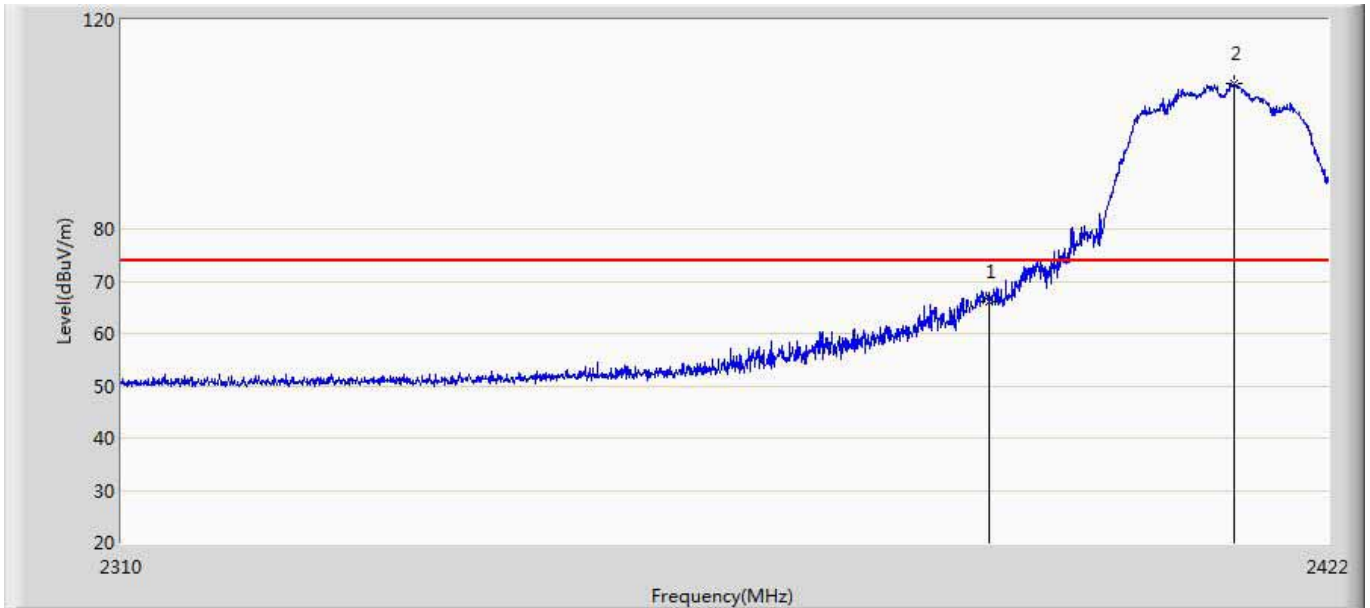


Engineer: Allen	
Site: AC5	Time: 2018/01/13 - 18:12
Limit: FCC_Part15.209_RE(3m)	Margin: 0
Probe: Horn_3117_00167055(1-18GHz)	Polarity: Vertical
EUT: Wireless Access point	Power: AC 120V/60Hz
Note: Mode 2:Transmit at 2412MHz by 802.11g Ant1+2	



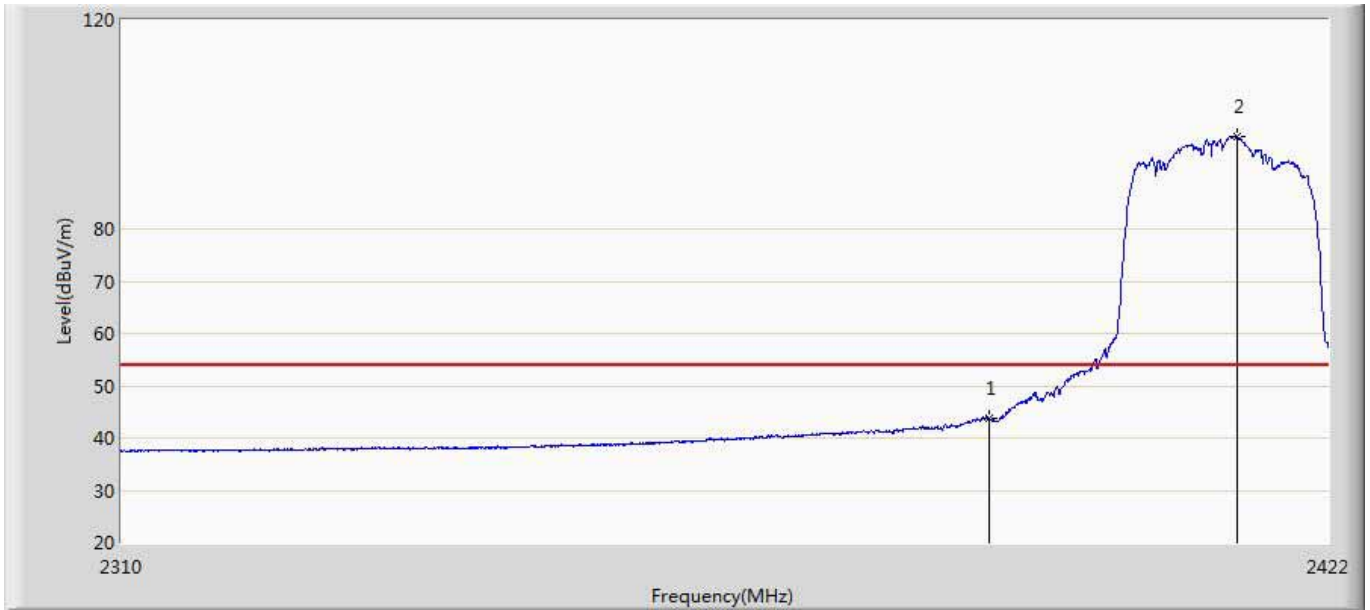
No	Mark	Frequency (MHz)	Measure Level (dBuV/m)	Reading Level (dBuV)	Over Limit (dB)	Limit (dBuV/m)	Factor (dB)	Type
1		2390.000	47.504	11.822	-6.496	54.000	35.682	AV
2	*	2412.648	101.275	65.531	N/A	N/A	35.744	AV

Engineer: Allen	
Site: AC5	Time: 2018/01/13 - 18:14
Limit: FCC_Part15.209_RE(3m)	Margin: 0
Probe: Horn_3117_00167055(1-18GHz)	Polarity: Horizontal
EUT: Wireless Access point	Power: AC 120V/60Hz
Note: Mode 2:Transmit at 2412MHz by 802.11g Ant1+2	



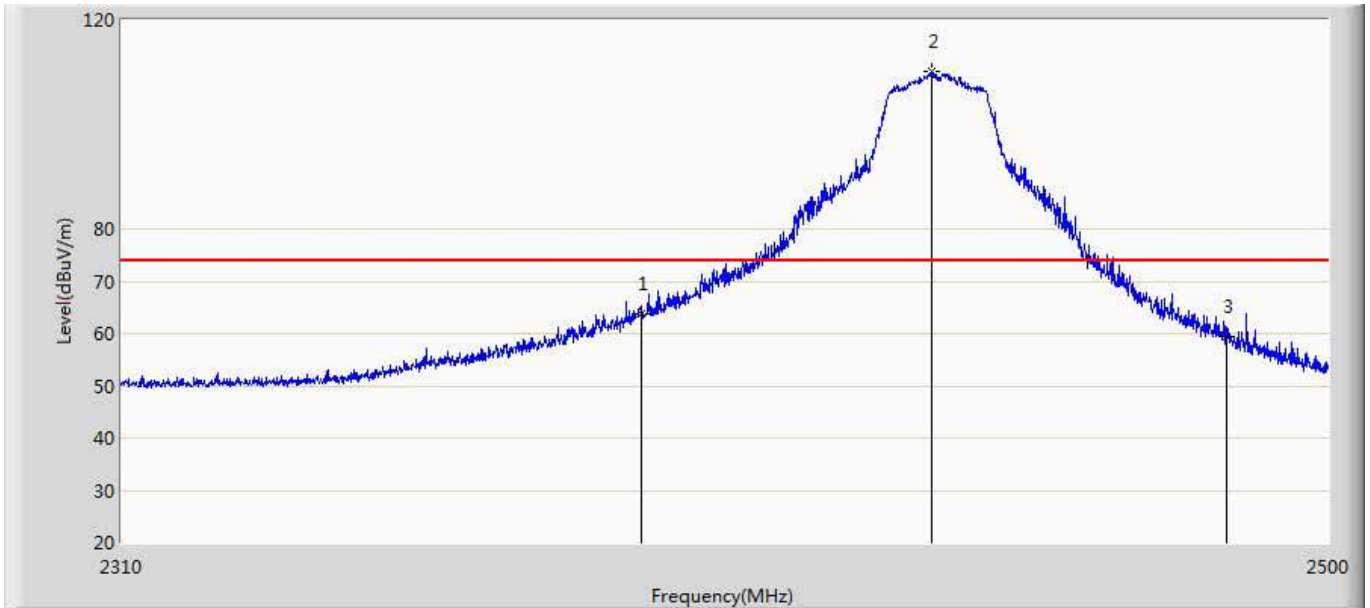
No	Mark	Frequency (MHz)	Measure Level (dBuV/m)	Reading Level (dBuV)	Over Limit (dB)	Limit (dBuV/m)	Factor (dB)	Type
1		2390.000	65.947	30.265	-8.053	74.000	35.682	PK
2	*	2413.040	107.781	72.035	N/A	N/A	35.746	PK

Engineer: Allen	
Site: AC5	Time: 2018/01/13 - 18:19
Limit: FCC_Part15.209_RE(3m)	Margin: 0
Probe: Horn_3117_00167055(1-18GHz)	Polarity: Horizontal
EUT: Wireless Access point	Power: AC 120V/60Hz
Note: Mode 2:Transmit at 2412MHz by 802.11g Ant1+2	



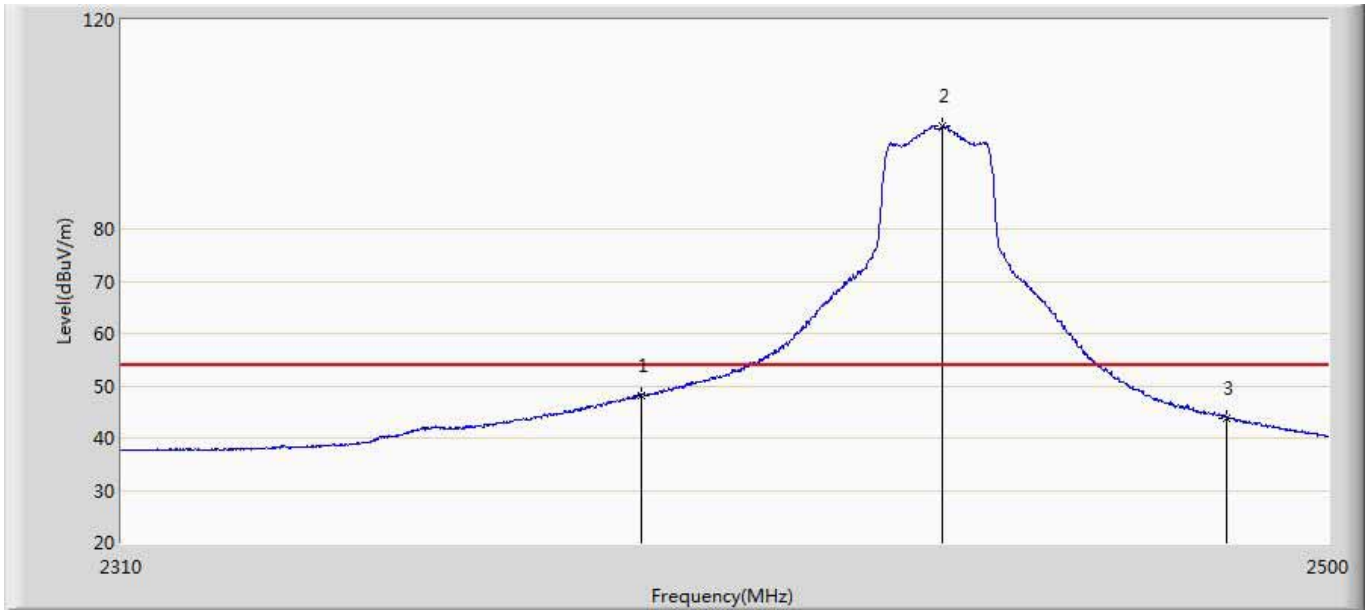
No	Mark	Frequency (MHz)	Measure Level (dBuV/m)	Reading Level (dBuV)	Over Limit (dB)	Limit (dBuV/m)	Factor (dB)	Type
1		2390.000	43.792	8.110	-10.208	54.000	35.682	AV
2	*	2413.376	97.814	62.067	N/A	N/A	35.747	AV

Engineer: Allen	
Site: AC5	Time: 2018/01/13 - 18:21
Limit: FCC_Part15.209_RE(3m)	Margin: 0
Probe: Horn_3117_00167055(1-18GHz)	Polarity: Vertical
EUT: Wireless Access point	Power: AC 120V/60Hz
Note: Mode 2:Transmit at 2437MHz by 802.11g Ant1	



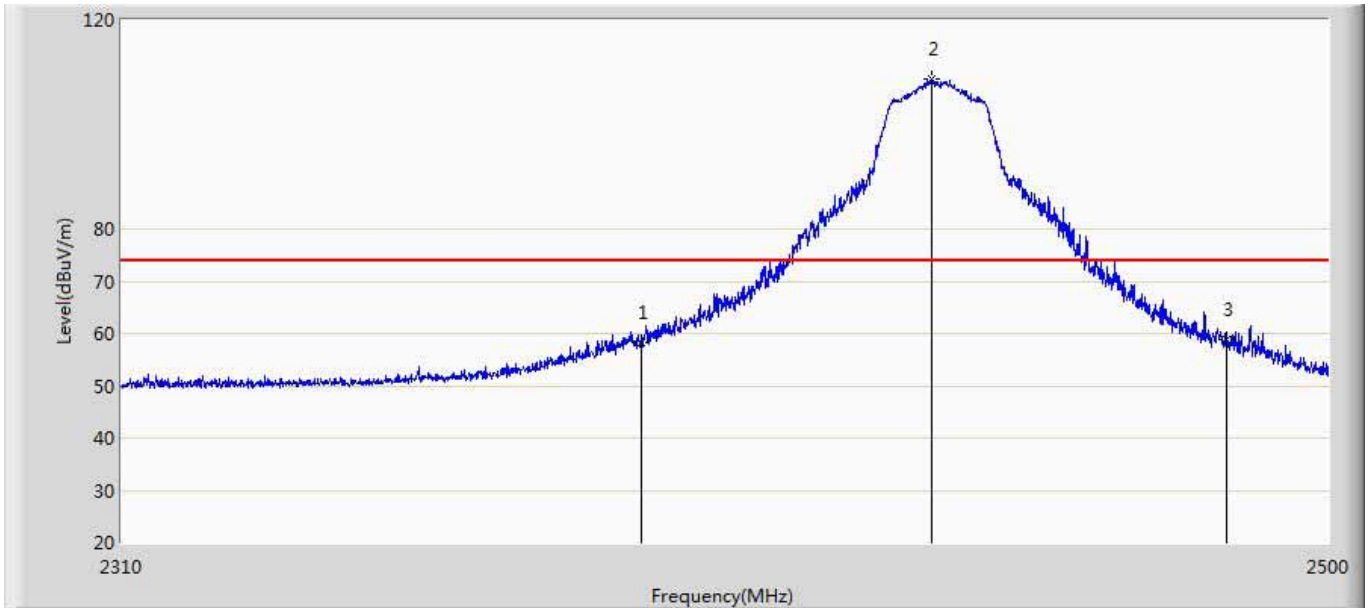
No	Mark	Frequency (MHz)	Measure Level (dBuV/m)	Reading Level (dBuV)	Over Limit (dB)	Limit (dBuV/m)	Factor (dB)	Type
1		2390.000	63.803	28.121	-10.197	74.000	35.682	PK
2	*	2435.875	110.064	74.258	N/A	N/A	35.806	PK
3		2483.500	59.358	23.466	-14.642	74.000	35.891	PK

Engineer: Allen	
Site: AC5	Time: 2018/01/13 - 18:26
Limit: FCC_Part15.209_RE(3m)	Margin: 0
Probe: Horn_3117_00167055(1-18GHz)	Polarity: Vertical
EUT: Wireless Access point	Power: AC 120V/60Hz
Note: Mode 2:Transmit at 2437MHz by 802.11g Ant1	



No	Mark	Frequency (MHz)	Measure Level (dBuV/m)	Reading Level (dBuV)	Over Limit (dB)	Limit (dBuV/m)	Factor (dB)	Type
1		2390.000	48.155	12.473	-5.845	54.000	35.682	AV
2	*	2437.680	99.685	63.879	N/A	N/A	35.806	AV
3		2483.500	43.772	7.880	-10.228	54.000	35.891	AV

Engineer: Allen	
Site: AC5	Time: 2018/01/13 - 18:28
Limit: FCC_Part15.209_RE(3m)	Margin: 0
Probe: Horn_3117_00167055(1-18GHz)	Polarity: Horizontal
EUT: Wireless Access point	Power: AC 120V/60Hz
Note: Mode 2:Transmit at 2437MHz by 802.11g Ant1	



No	Mark	Frequency (MHz)	Measure Level (dBuV/m)	Reading Level (dBuV)	Over Limit (dB)	Limit (dBuV/m)	Factor (dB)	Type
1		2390.000	58.246	22.564	-15.754	74.000	35.682	PK
2	*	2435.970	108.639	72.833	N/A	N/A	35.806	PK
3		2483.500	58.735	22.843	-15.265	74.000	35.891	PK