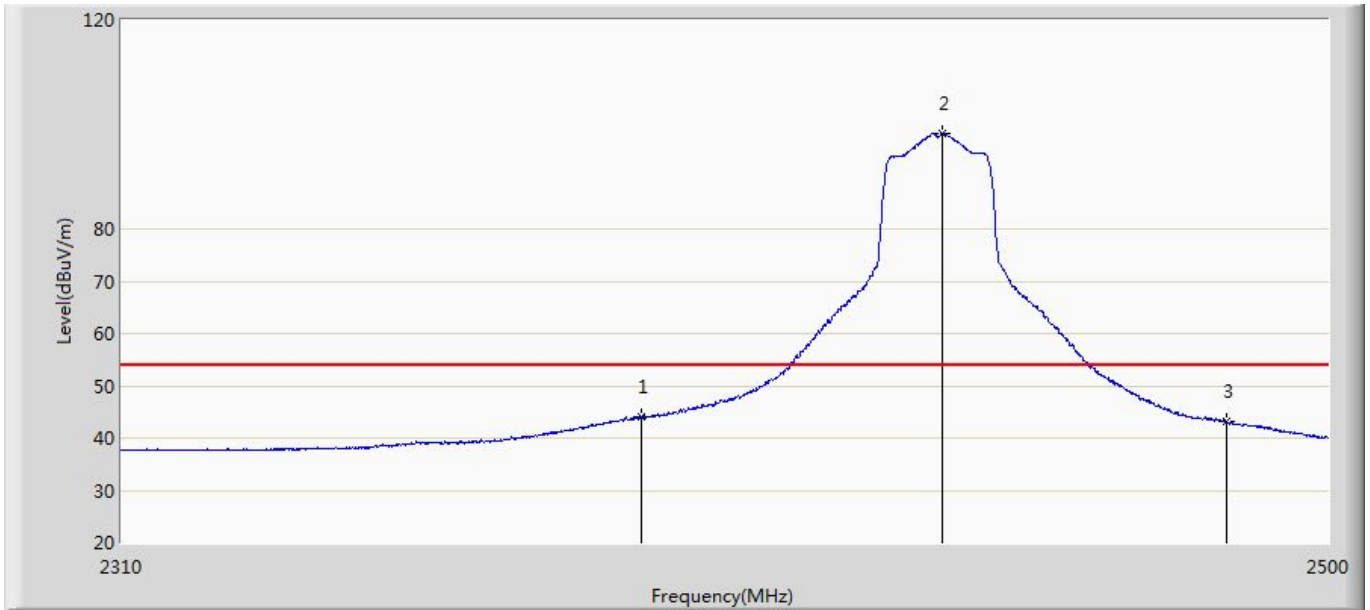
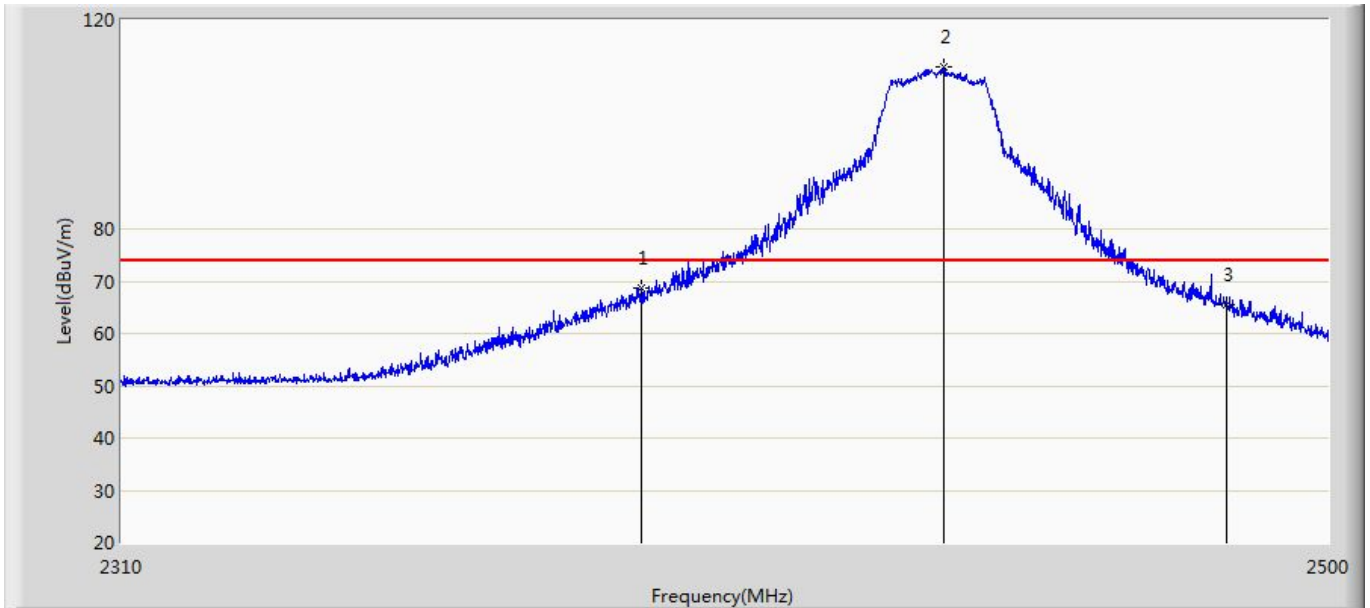


Engineer: Allen	
Site: AC5	Time: 2018/01/13 - 18:31
Limit: FCC_Part15.209_RE(3m)	Margin: 0
Probe: Horn_3117_00167055(1-18GHz)	Polarity: Horizontal
EUT: Wireless Access point	Power: AC 120V/60Hz
Note: Mode 2:Transmit at 2437MHz by 802.11g Ant1	



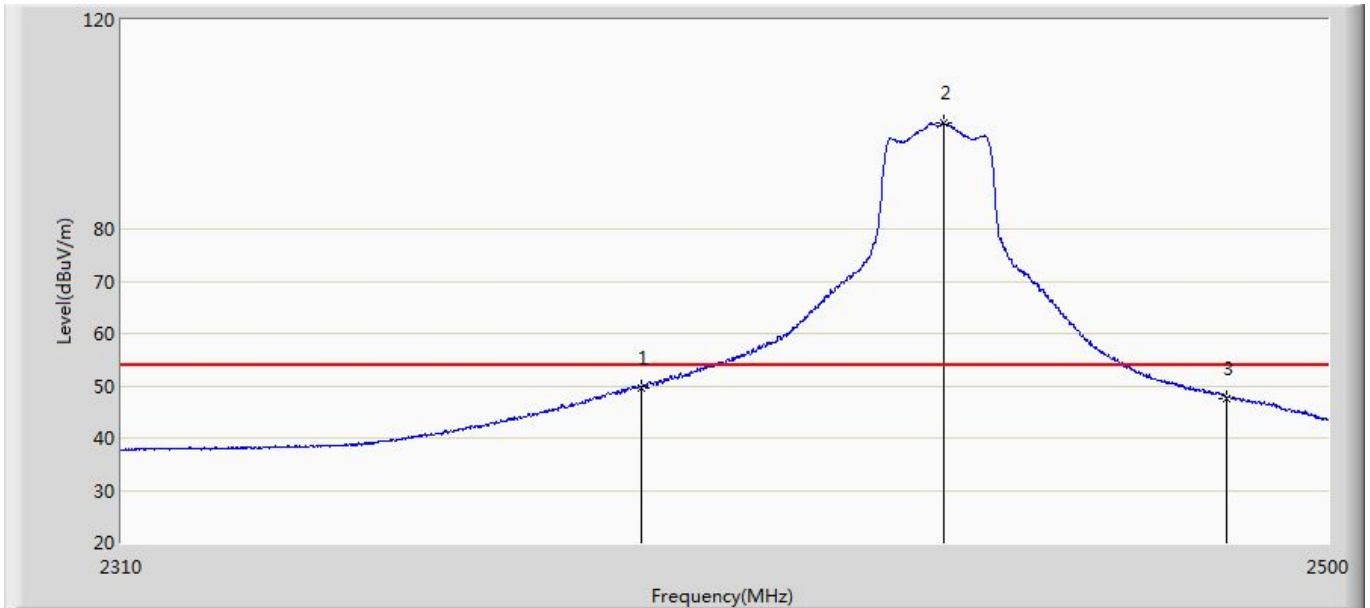
No	Mark	Frequency (MHz)	Measure Level (dBuV/m)	Reading Level (dBuV)	Over Limit (dB)	Limit (dBuV/m)	Factor (dB)	Type
1		2390.000	44.059	8.377	-9.941	54.000	35.682	AV
2	*	2437.585	98.230	62.424	N/A	N/A	35.806	AV
3		2483.500	43.050	7.158	-10.950	54.000	35.891	AV

Engineer: Allen	
Site: AC5	Time: 2018/01/13 - 18:33
Limit: FCC_Part15.209_RE(3m)	Margin: 0
Probe: Horn_3117_00167055(1-18GHz)	Polarity: Vertical
EUT: Wireless Access point	Power: AC 120V/60Hz
Note: Mode 2:Transmit at 2437MHz by 802.11g Ant2	



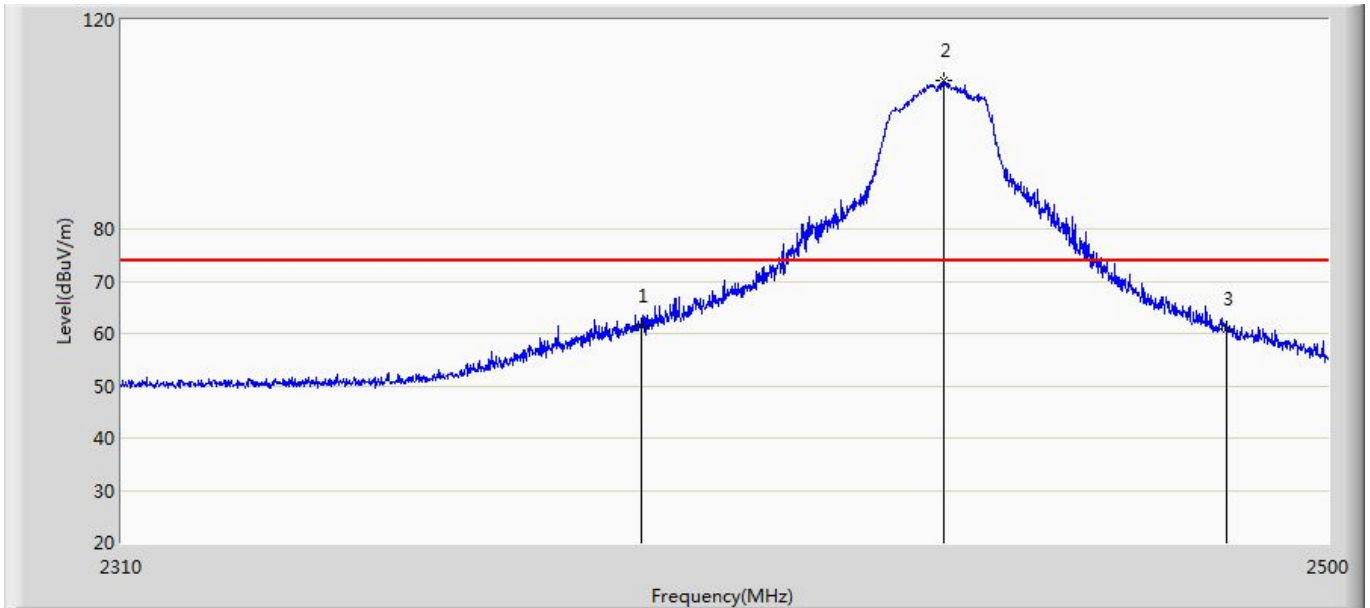
No	Mark	Frequency (MHz)	Measure Level (dBuV/m)	Reading Level (dBuV)	Over Limit (dB)	Limit (dBuV/m)	Factor (dB)	Type
1		2390.000	68.633	32.951	-5.367	74.000	35.682	PK
2	*	2437.775	110.936	75.130	N/A	N/A	35.806	PK
3		2483.500	65.575	29.683	-8.425	74.000	35.891	PK

Engineer: Allen	
Site: AC5	Time: 2018/01/13 - 18:39
Limit: FCC_Part15.209_RE(3m)	Margin: 0
Probe: Horn_3117_00167055(1-18GHz)	Polarity: Vertical
EUT: Wireless Access point	Power: AC 120V/60Hz
Note: Mode 2:Transmit at 2437MHz by 802.11g Ant2	



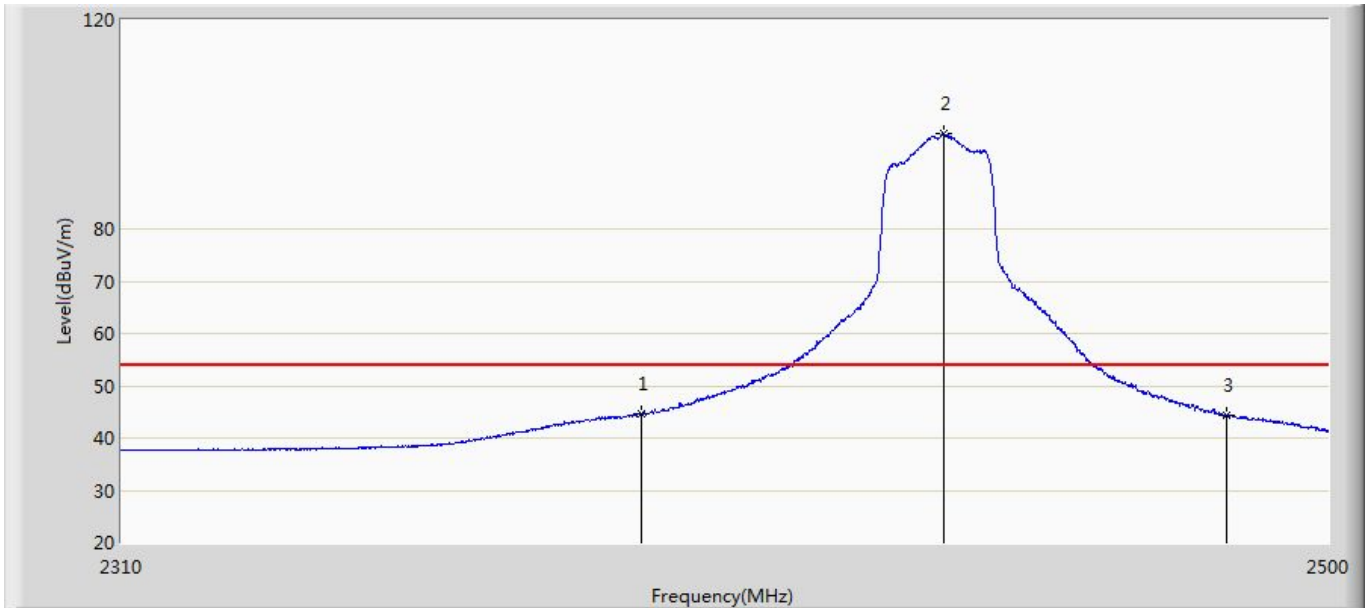
No	Mark	Frequency (MHz)	Measure Level (dBuV/m)	Reading Level (dBuV)	Over Limit (dB)	Limit (dBuV/m)	Factor (dB)	Type
1		2390.000	49.687	14.005	-4.313	54.000	35.682	AV
2	*	2437.965	100.283	64.477	N/A	N/A	35.806	AV
3		2483.500	47.654	11.762	-6.346	54.000	35.891	AV

Engineer: Allen	
Site: AC5	Time: 2018/01/13 - 18:41
Limit: FCC_Part15.209_RE(3m)	Margin: 0
Probe: Horn_3117_00167055(1-18GHz)	Polarity: Horizontal
EUT: Wireless Access point	Power: AC 120V/60Hz
Note: Mode 2:Transmit at 2437MHz by 802.11g Ant2	



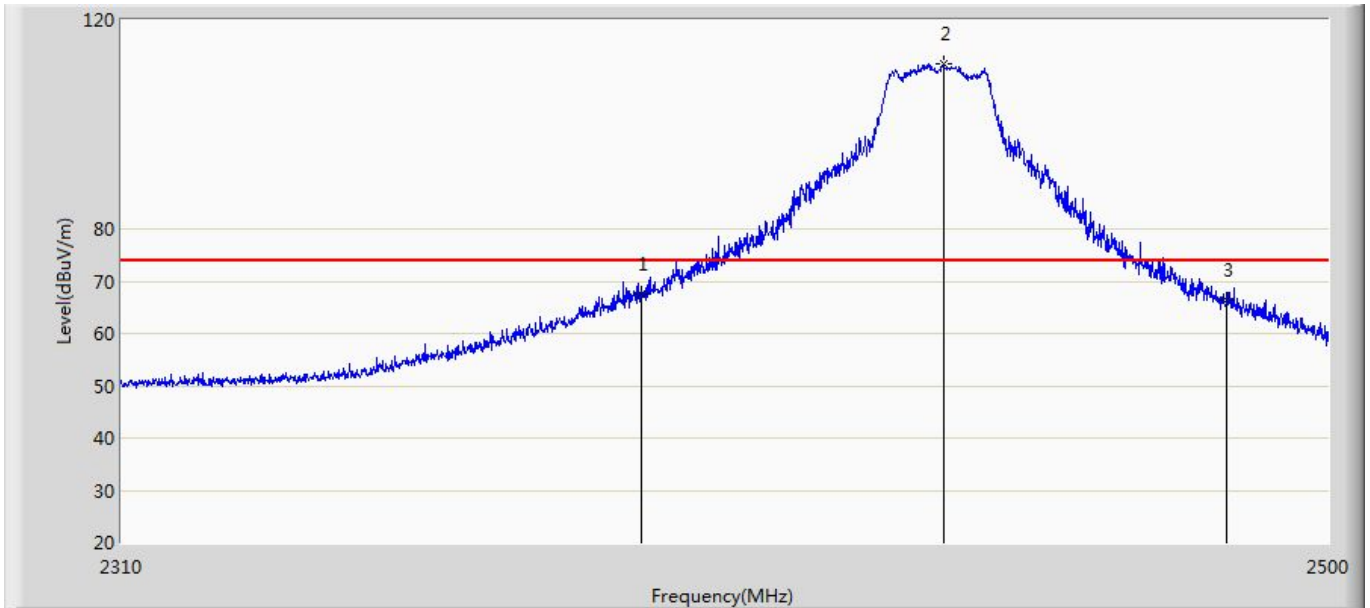
No	Mark	Frequency (MHz)	Measure Level (dBuV/m)	Reading Level (dBuV)	Over Limit (dB)	Limit (dBuV/m)	Factor (dB)	Type
1		2390.000	61.560	25.878	-12.440	74.000	35.682	PK
2	*	2437.775	108.373	72.567	N/A	N/A	35.806	PK
3		2483.500	60.856	24.964	-13.144	74.000	35.891	PK

Engineer: Allen	
Site: AC5	Time: 2018/01/13 - 18:43
Limit: FCC_Part15.209_RE(3m)	Margin: 0
Probe: Horn_3117_00167055(1-18GHz)	Polarity: Horizontal
EUT: Wireless Access point	Power: AC 120V/60Hz
Note: Mode 2:Transmit at 2437MHz by 802.11g Ant2	



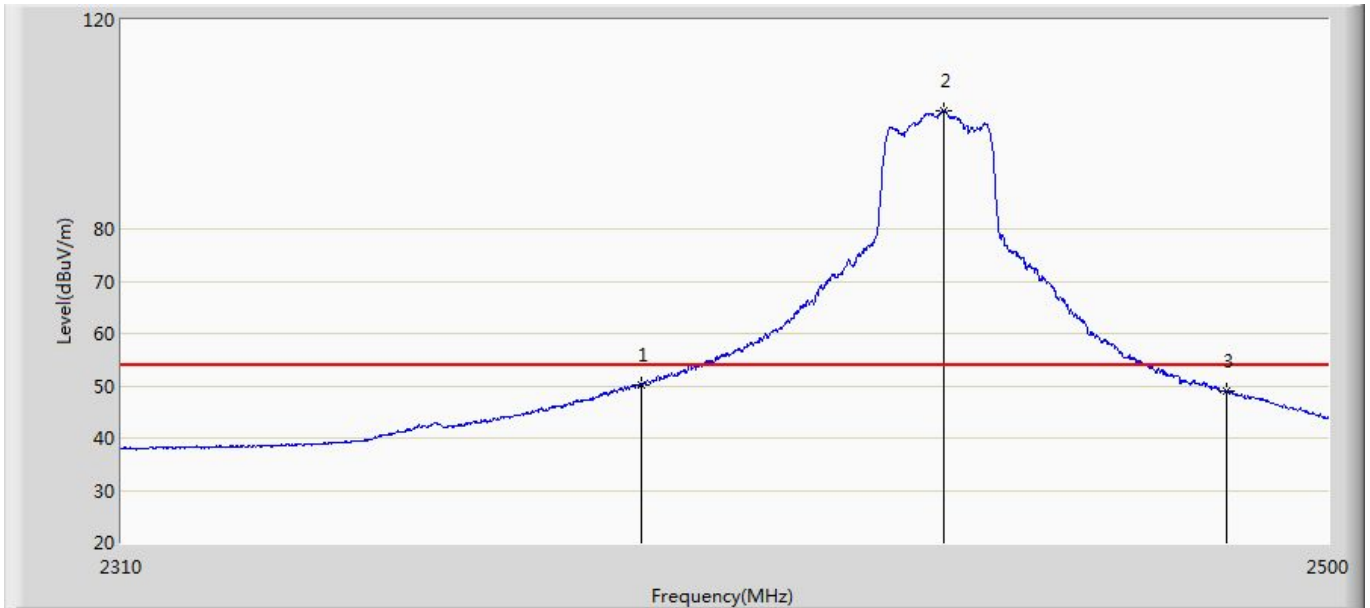
No	Mark	Frequency (MHz)	Measure Level (dBuV/m)	Reading Level (dBuV)	Over Limit (dB)	Limit (dBuV/m)	Factor (dB)	Type
1		2390.000	44.626	8.944	-9.374	54.000	35.682	AV
2	*	2437.870	98.201	62.395	N/A	N/A	35.806	AV
3		2483.500	44.312	8.420	-9.688	54.000	35.891	AV

Engineer: Allen	
Site: AC5	Time: 2018/01/13 - 18:46
Limit: FCC_Part15.209_RE(3m)	Margin: 0
Probe: Horn_3117_00167055(1-18GHz)	Polarity: Vertical
EUT: Wireless Access point	Power: AC 120V/60Hz
Note: Mode 2:Transmit at 2437MHz by 802.11g Ant1+2	



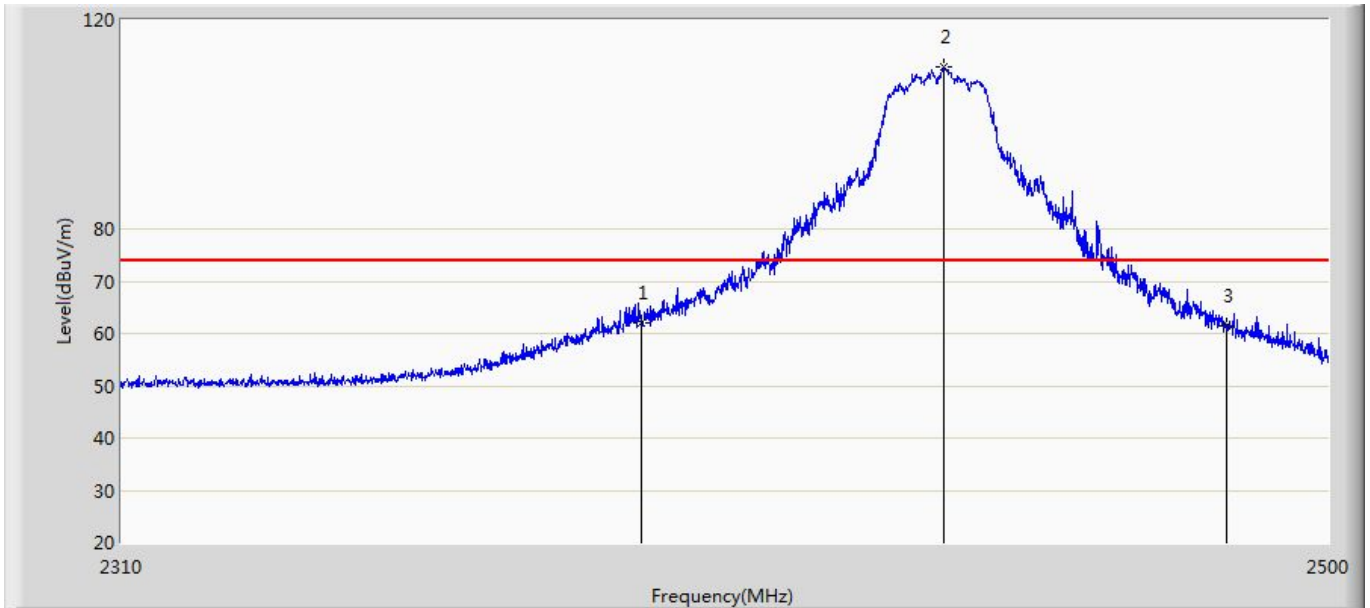
No	Mark	Frequency (MHz)	Measure Level (dBuV/m)	Reading Level (dBuV)	Over Limit (dB)	Limit (dBuV/m)	Factor (dB)	Type
1		2390.000	67.522	31.840	-6.478	74.000	35.682	PK
2	*	2437.870	111.461	75.655	N/A	N/A	35.806	PK
3		2483.500	66.332	30.440	-7.668	74.000	35.891	PK

Engineer: Allen	
Site: AC5	Time: 2018/01/13 - 18:50
Limit: FCC_Part15.209_RE(3m)	Margin: 0
Probe: Horn_3117_00167055(1-18GHz)	Polarity: Vertical
EUT: Wireless Access point	Power: AC 120V/60Hz
Note: Mode 2:Transmit at 2437MHz by 802.11g Ant1+2	



No	Mark	Frequency (MHz)	Measure Level (dBuV/m)	Reading Level (dBuV)	Over Limit (dB)	Limit (dBuV/m)	Factor (dB)	Type
1		2390.000	50.152	14.470	-3.848	54.000	35.682	AV
2	*	2437.870	102.581	66.775	N/A	N/A	35.806	AV
3		2483.500	49.051	13.159	-4.949	54.000	35.891	AV

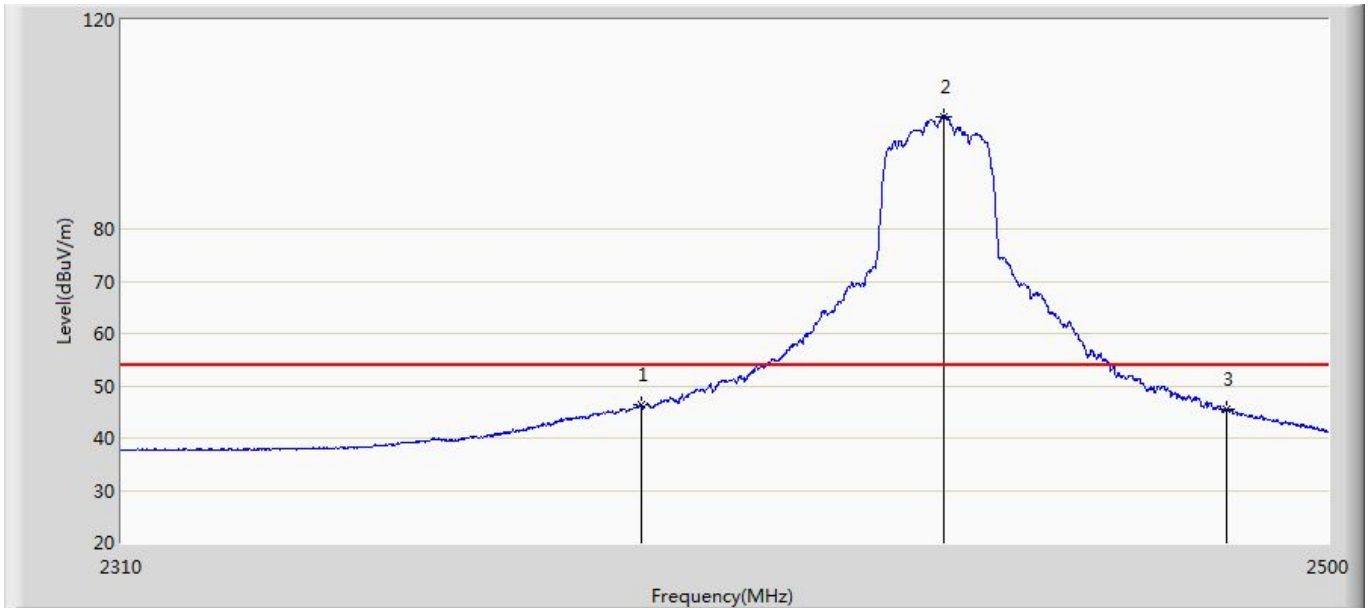
Engineer: Allen	
Site: AC5	Time: 2018/01/13 - 18:51
Limit: FCC_Part15.209_RE(3m)	Margin: 0
Probe: Horn_3117_00167055(1-18GHz)	Polarity: Horizontal
EUT: Wireless Access point	Power: AC 120V/60Hz
Note: Mode 2:Transmit at 2437MHz by 802.11g Ant1+2	



No	Mark	Frequency (MHz)	Measure Level (dBuV/m)	Reading Level (dBuV)	Over Limit (dB)	Limit (dBuV/m)	Factor (dB)	Type
1		2390.000	62.067	26.385	-11.933	74.000	35.682	PK
2	*	2437.870	110.889	75.083	N/A	N/A	35.806	PK
3		2483.500	61.536	25.644	-12.464	74.000	35.891	PK

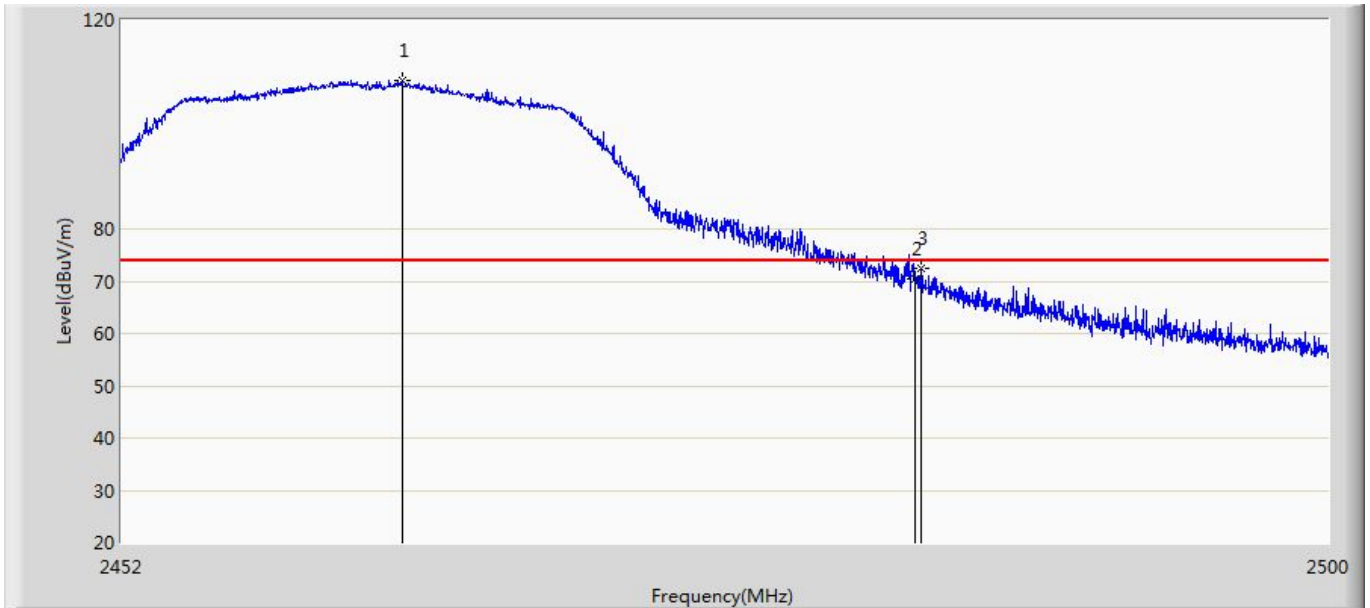


Engineer: Allen	
Site: AC5	Time: 2018/01/13 - 18:54
Limit: FCC_Part15.209_RE(3m)	Margin: 0
Probe: Horn_3117_00167055(1-18GHz)	Polarity: Horizontal
EUT: Wireless Access point	Power: AC 120V/60Hz
Note: Mode 2:Transmit at 2437MHz by 802.11g Ant1+2	



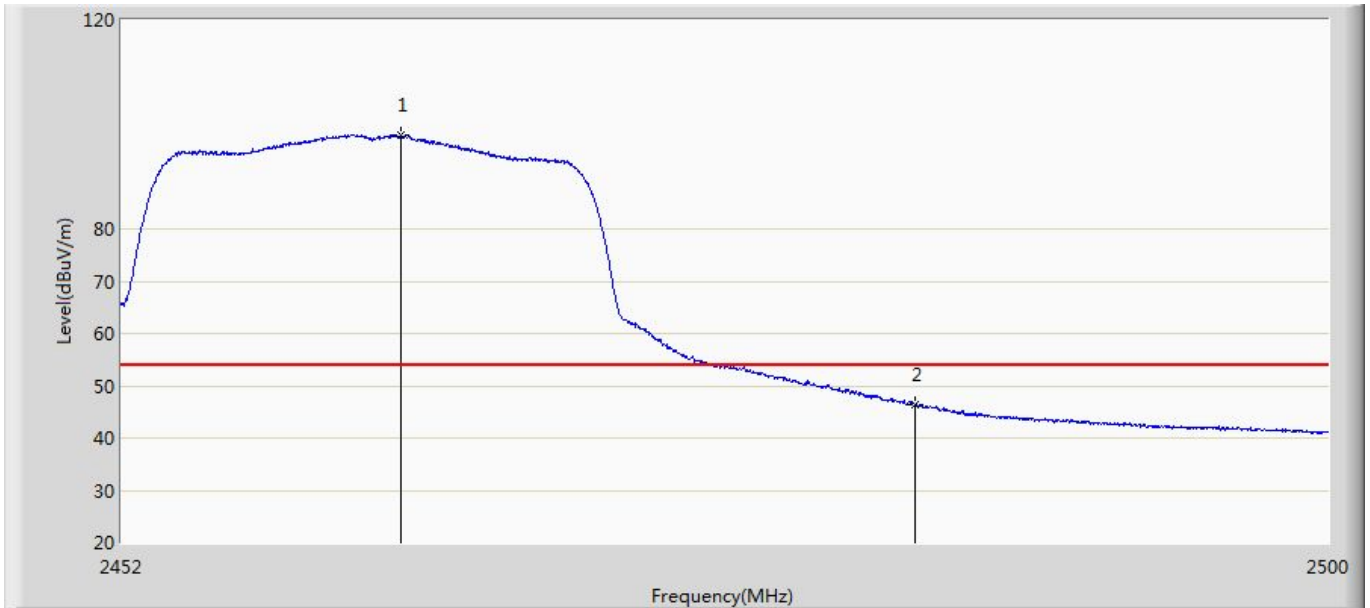
No	Mark	Frequency (MHz)	Measure Level (dBuV/m)	Reading Level (dBuV)	Over Limit (dB)	Limit (dBuV/m)	Factor (dB)	Type
1		2390.000	46.233	10.551	-7.767	54.000	35.682	AV
2	*	2437.870	101.569	65.763	N/A	N/A	35.806	AV
3		2483.500	45.532	9.640	-8.468	54.000	35.891	AV

Engineer: Allen	
Site: AC5	Time: 2018/01/13 - 18:56
Limit: FCC_Part15.209_RE(3m)	Margin: 0
Probe: Horn_3117_00167055(1-18GHz)	Polarity: Vertical
EUT: Wireless Access point	Power: AC 120V/60Hz
Note: Mode 2:Transmit at 2462MHz by 802.11g Ant1	



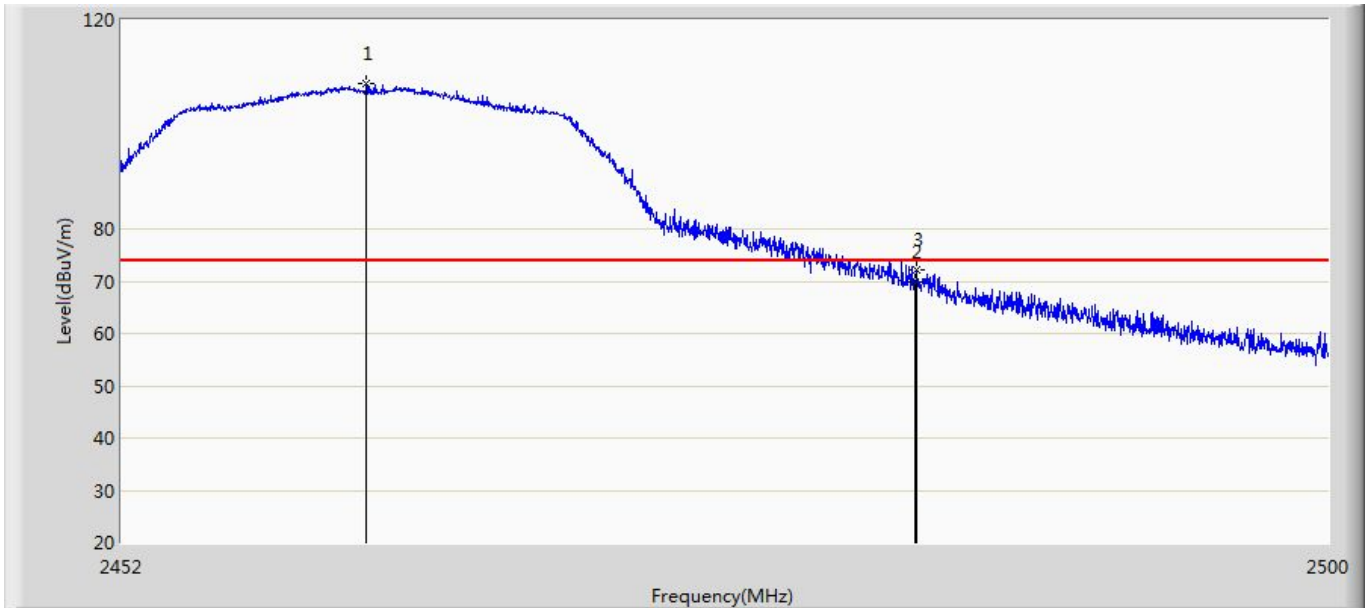
No	Mark	Frequency (MHz)	Measure Level (dBuV/m)	Reading Level (dBuV)	Over Limit (dB)	Limit (dBuV/m)	Factor (dB)	Type
1	*	2463.088	108.304	72.427	N/A	N/A	35.877	PK
2		2483.500	70.435	34.543	-3.565	74.000	35.891	PK
3		2483.704	72.558	36.665	-1.442	74.000	35.894	PK

Engineer: Allen	
Site: AC5	Time: 2018/01/13 - 19:12
Limit: FCC_Part15.209_RE(3m)	Margin: 0
Probe: Horn_3117_00167055(1-18GHz)	Polarity: Vertical
EUT: Wireless Access point	Power: AC 120V/60Hz
Note: Mode 2:Transmit at 2462MHz by 802.11g Ant1	



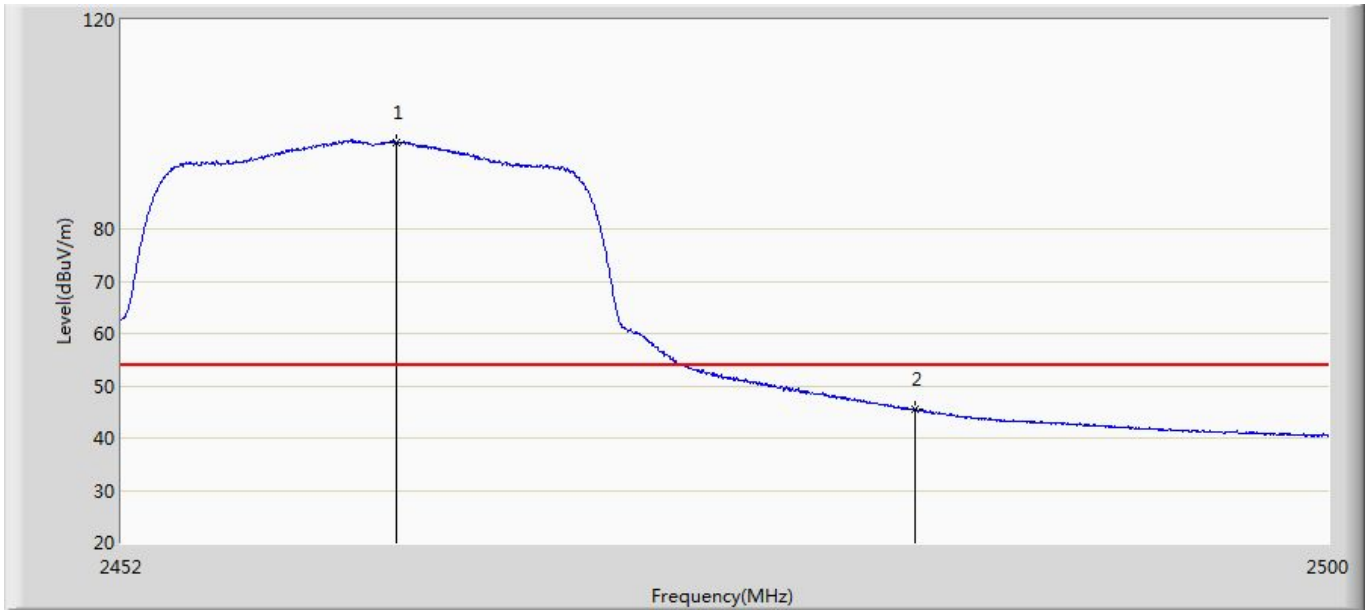
No	Mark	Frequency (MHz)	Measure Level (dBuV/m)	Reading Level (dBuV)	Over Limit (dB)	Limit (dBuV/m)	Factor (dB)	Type
1	*	2463.016	97.865	61.988	N/A	N/A	35.877	AV
2		2483.500	46.476	10.584	-7.524	54.000	35.891	AV

Engineer: Allen	
Site: AC5	Time: 2018/01/13 - 19:14
Limit: FCC_Part15.209_RE(3m)	Margin: 0
Probe: Horn_3117_00167055(1-18GHz)	Polarity: Horizontal
EUT: Wireless Access point	Power: AC 120V/60Hz
Note: Mode 2:Transmit at 2462MHz by 802.11g Ant1	



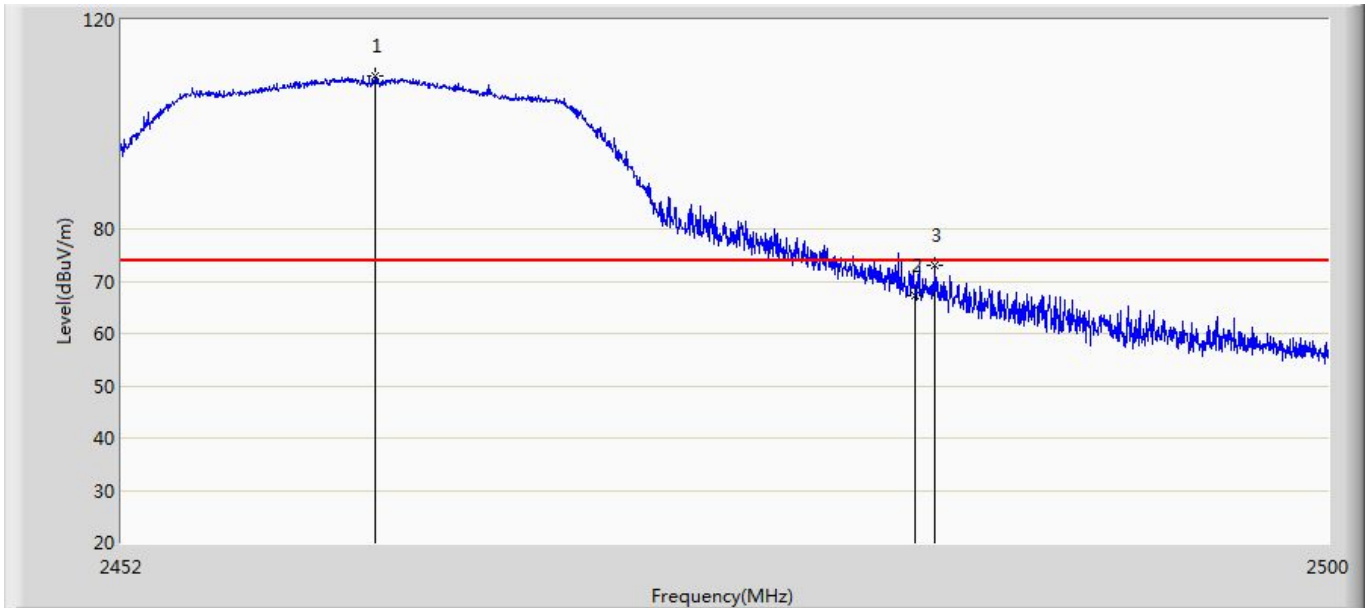
No	Mark	Frequency (MHz)	Measure Level (dBuV/m)	Reading Level (dBuV)	Over Limit (dB)	Limit (dBuV/m)	Factor (dB)	Type
1	*	2461.696	107.971	72.094	N/A	N/A	35.877	PK
2		2483.500	69.905	34.013	-4.095	74.000	35.891	PK
3		2483.536	72.058	36.166	-1.942	74.000	35.892	PK

Engineer: Allen	
Site: AC5	Time: 2018/01/13 - 19:17
Limit: FCC_Part15.209_RE(3m)	Margin: 0
Probe: Horn_3117_00167055(1-18GHz)	Polarity: Horizontal
EUT: Wireless Access point	Power: AC 120V/60Hz
Note: Mode 2:Transmit at 2462MHz by 802.11g Ant1	



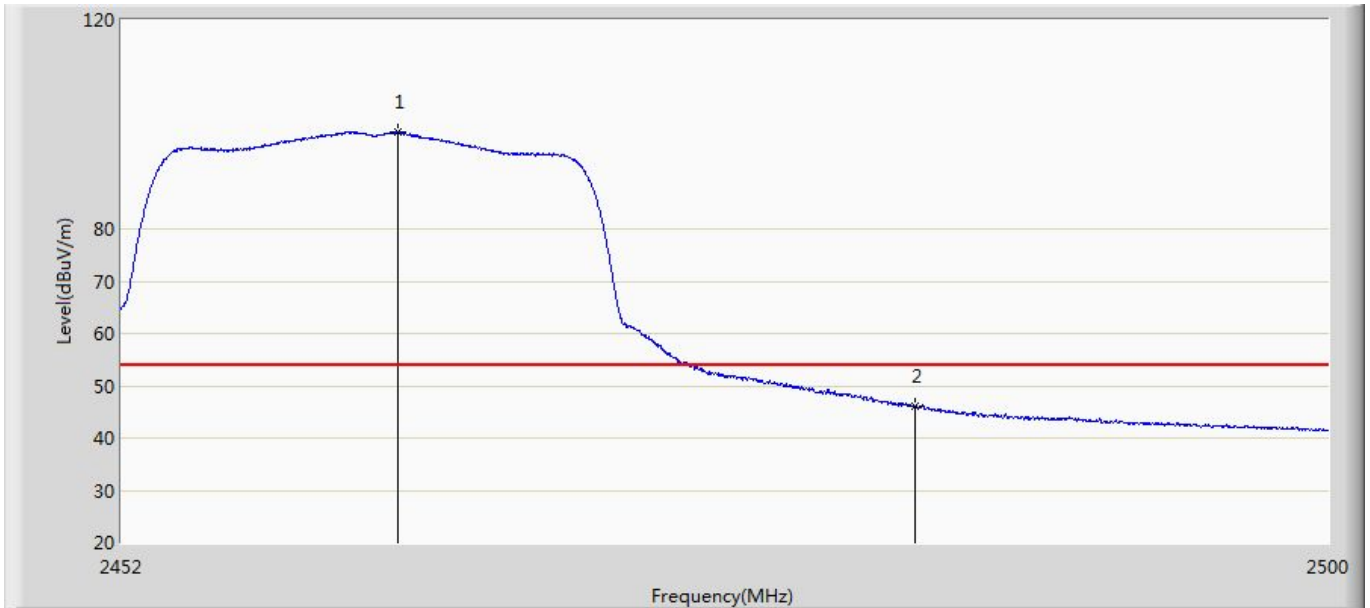
No	Mark	Frequency (MHz)	Measure Level (dBuV/m)	Reading Level (dBuV)	Over Limit (dB)	Limit (dBuV/m)	Factor (dB)	Type
1	*	2462.872	96.580	60.703	N/A	N/A	35.877	AV
2		2483.500	45.431	9.539	-8.569	54.000	35.891	AV

Engineer: Allen	
Site: AC5	Time: 2018/01/13 - 19:21
Limit: FCC_Part15.209_RE(3m)	Margin: 0
Probe: Horn_3117_00167055(1-18GHz)	Polarity: Vertical
EUT: Wireless Access point	Power: AC 120V/60Hz
Note: Mode 2:Transmit at 2462MHz by 802.11g Ant2	



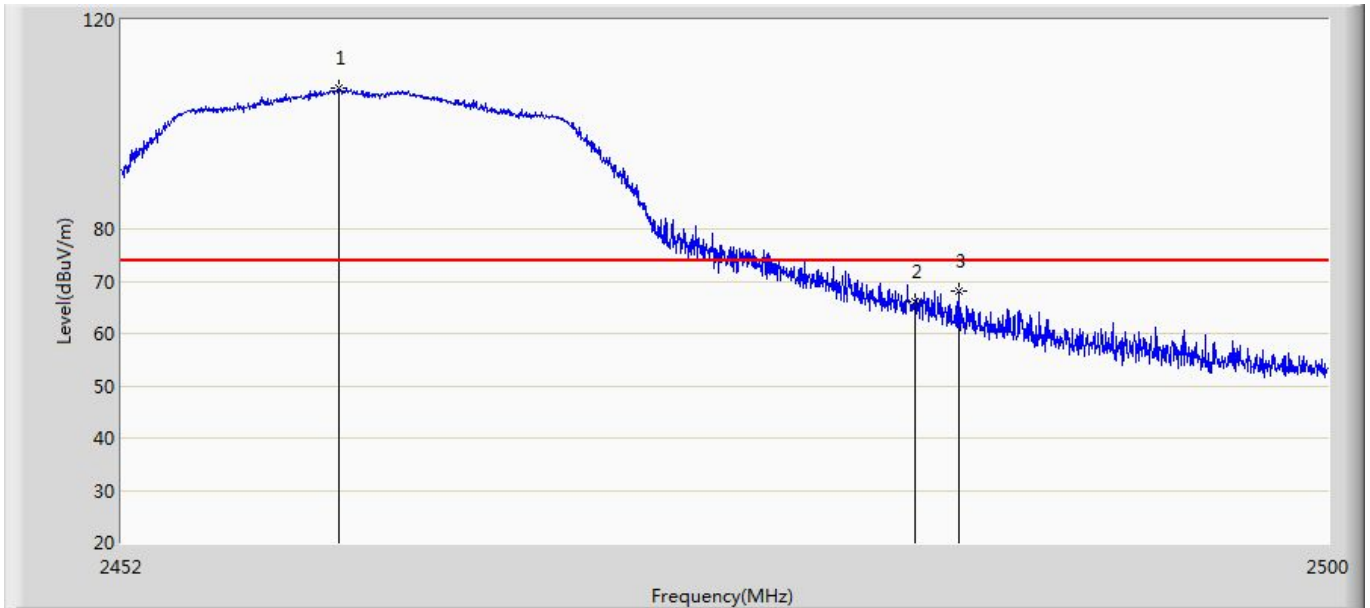
No	Mark	Frequency (MHz)	Measure Level (dBuV/m)	Reading Level (dBuV)	Over Limit (dB)	Limit (dBuV/m)	Factor (dB)	Type
1	*	2462.032	109.283	73.405	N/A	N/A	35.878	PK
2		2483.500	67.330	31.438	-6.670	74.000	35.891	PK
3		2484.256	73.159	37.262	-0.841	74.000	35.897	PK

Engineer: Allen	
Site: AC5	Time: 2018/01/13 - 19:35
Limit: FCC_Part15.209_RE(3m)	Margin: 0
Probe: Horn_3117_00167055(1-18GHz)	Polarity: Vertical
EUT: Wireless Access point	Power: AC 120V/60Hz
Note: Mode 2:Transmit at 2462MHz by 802.11g Ant2	



No	Mark	Frequency (MHz)	Measure Level (dBuV/m)	Reading Level (dBuV)	Over Limit (dB)	Limit (dBuV/m)	Factor (dB)	Type
1	*	2462.944	98.491	62.614	N/A	N/A	35.877	AV
2		2483.500	46.191	10.299	-7.809	54.000	35.891	AV

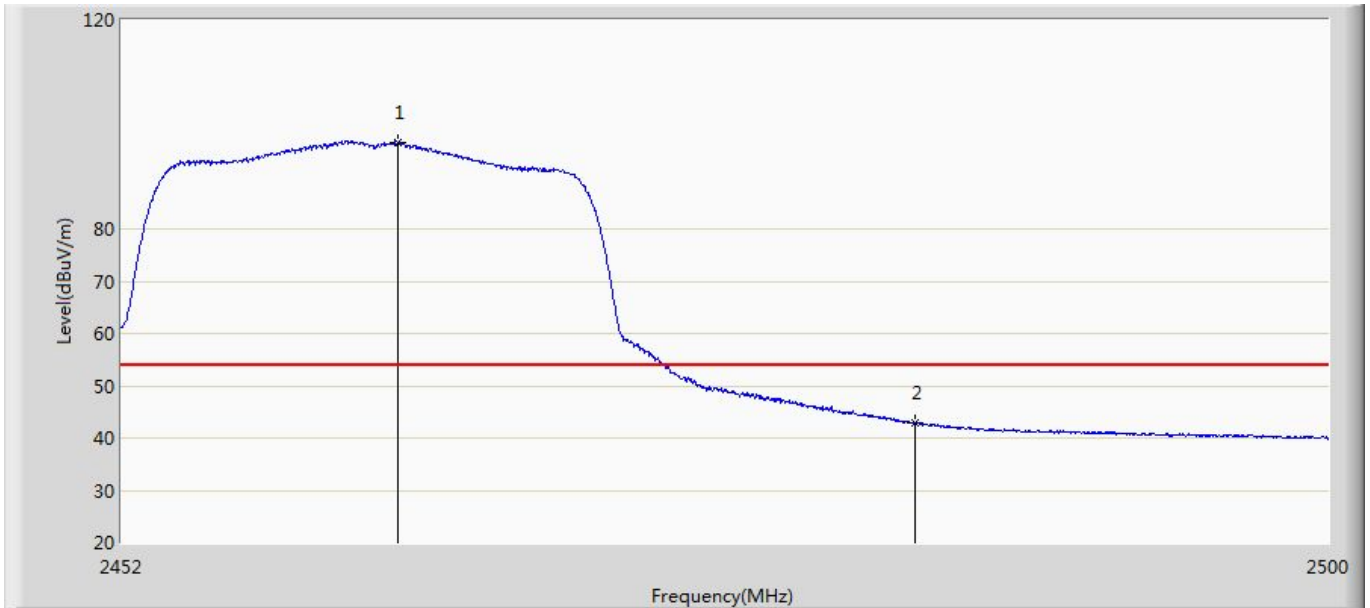
Engineer: Allen	
Site: AC5	Time: 2018/01/13 - 19:39
Limit: FCC_Part15.209_RE(3m)	Margin: 0
Probe: Horn_3117_00167055(1-18GHz)	Polarity: Horizontal
EUT: Wireless Access point	Power: AC 120V/60Hz
Note: Mode 2:Transmit at 2462MHz by 802.11g Ant2	



No	Mark	Frequency (MHz)	Measure Level (dBuV/m)	Reading Level (dBuV)	Over Limit (dB)	Limit (dBuV/m)	Factor (dB)	Type
1	*	2460.592	107.056	71.184	N/A	N/A	35.872	PK
2		2483.500	65.984	30.092	-8.016	74.000	35.891	PK
3		2485.240	68.080	32.176	-5.920	74.000	35.904	PK

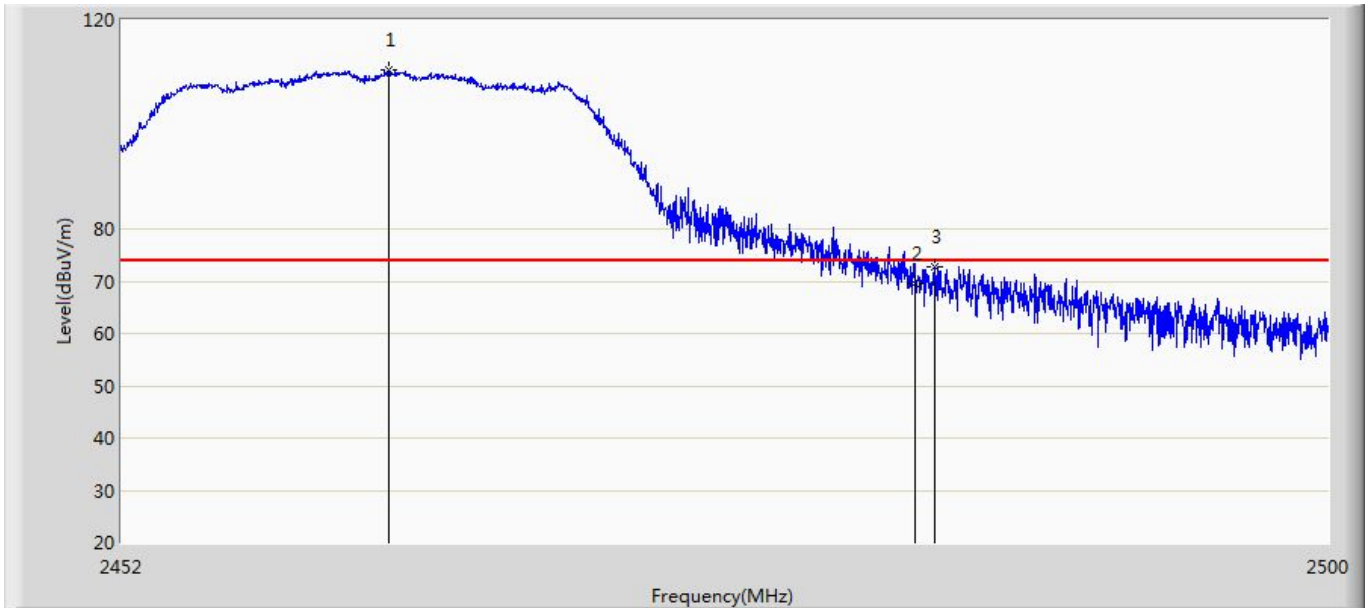


Engineer: Allen	
Site: AC5	Time: 2018/01/13 - 19:43
Limit: FCC_Part15.209_RE(3m)	Margin: 0
Probe: Horn_3117_00167055(1-18GHz)	Polarity: Horizontal
EUT: Wireless Access point	Power: AC 120V/60Hz
Note: Mode 2:Transmit at 2462MHz by 802.11g Ant2	



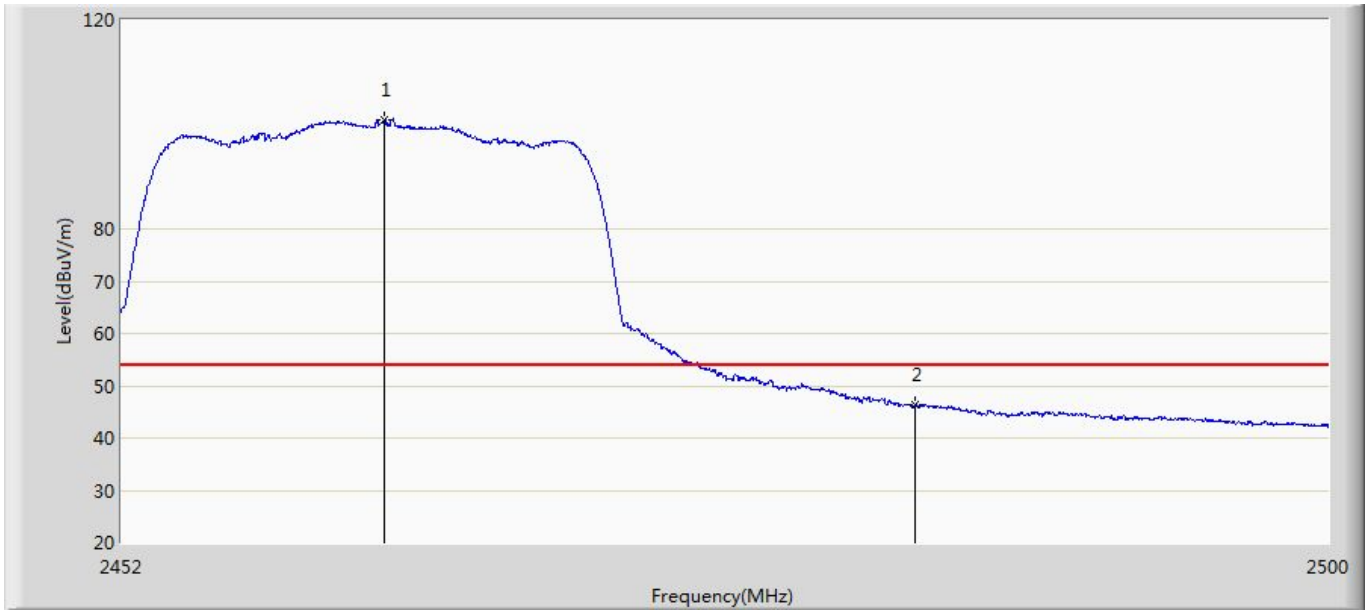
No	Mark	Frequency (MHz)	Measure Level (dBuV/m)	Reading Level (dBuV)	Over Limit (dB)	Limit (dBuV/m)	Factor (dB)	Type
1	*	2462.896	96.573	60.696	N/A	N/A	35.877	AV
2		2483.500	42.767	6.875	-11.233	54.000	35.891	AV

Engineer: Eric	
Site: AC5	Time: 2018/01/10 - 10:12
Limit: FCC_Part15.209_RE(3m)	Margin: 0
Probe: Horn_3117_00167055(1-18GHz)	Polarity: Vertical
EUT: Wireless Access point	Power: AC 120V/60Hz
Note: Mode 2:Transmit at 2462MHz by 802.11g Ant1+2	



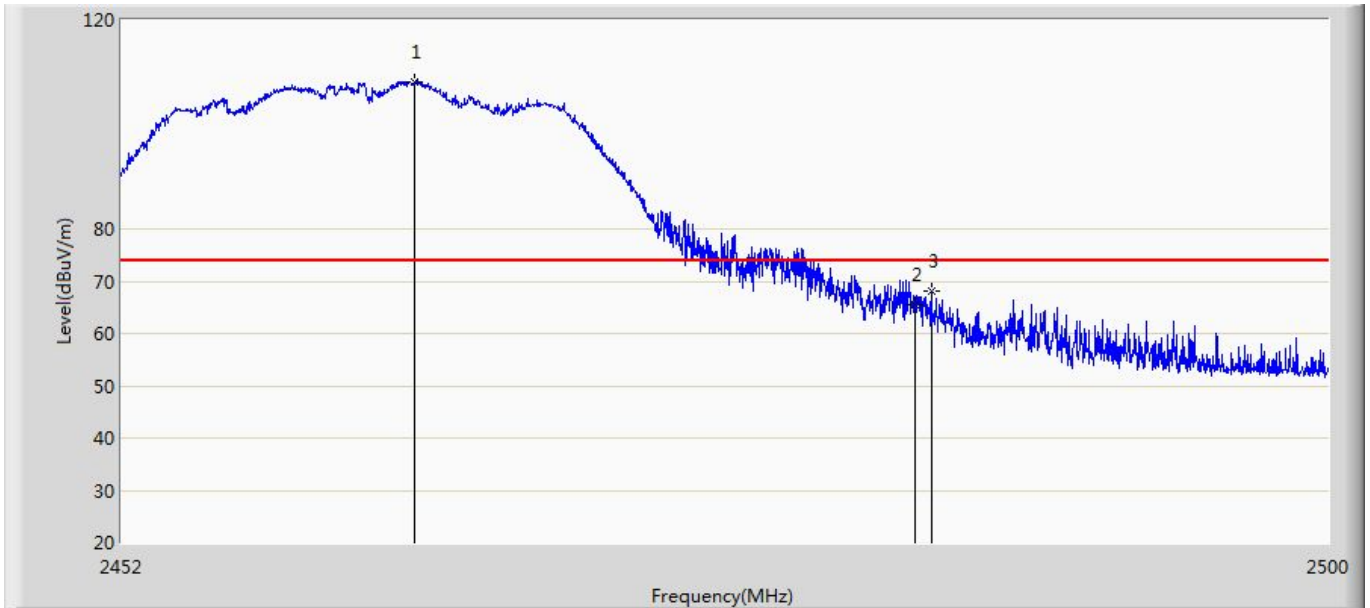
No	Mark	Frequency (MHz)	Measure Level (dBuV/m)	Reading Level (dBuV)	Over Limit (dB)	Limit (dBuV/m)	Factor (dB)	Type
1	*	2462.560	110.374	74.496	N/A	N/A	35.878	PK
2		2483.500	69.553	33.661	-4.447	74.000	35.891	PK
3		2484.256	72.819	36.922	-1.181	74.000	35.897	PK

Engineer: Allen	
Site: AC5	Time: 2018/01/13 - 19:45
Limit: FCC_Part15.209_RE(3m)	Margin: 0
Probe: Horn_3117_00167055(1-18GHz)	Polarity: Vertical
EUT: Wireless Access point	Power: AC 120V/60Hz
Note: Mode 2:Transmit at 2462MHz by 802.11g Ant1+2	



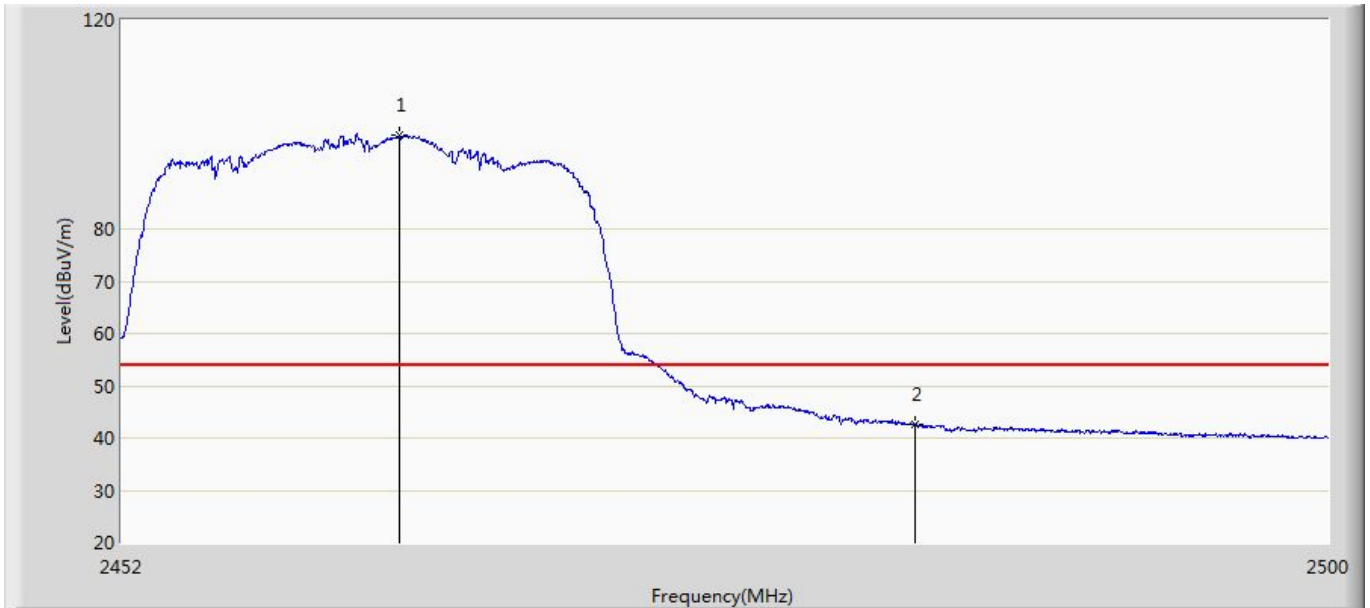
No	Mark	Frequency (MHz)	Measure Level (dBuV/m)	Reading Level (dBuV)	Over Limit (dB)	Limit (dBuV/m)	Factor (dB)	Type
1	*	2462.416	100.958	65.080	N/A	N/A	35.878	AV
2		2483.500	46.350	10.458	-7.650	54.000	35.891	AV

Engineer: Allen	
Site: AC5	Time: 2018/01/13 - 20:08
Limit: FCC_Part15.209_RE(3m)	Margin: 0
Probe: Horn_3117_00167055(1-18GHz)	Polarity: Horizontal
EUT: Wireless Access point	Power: AC 120V/60Hz
Note: Mode 2:Transmit at 2462MHz by 802.11g Ant1+2	



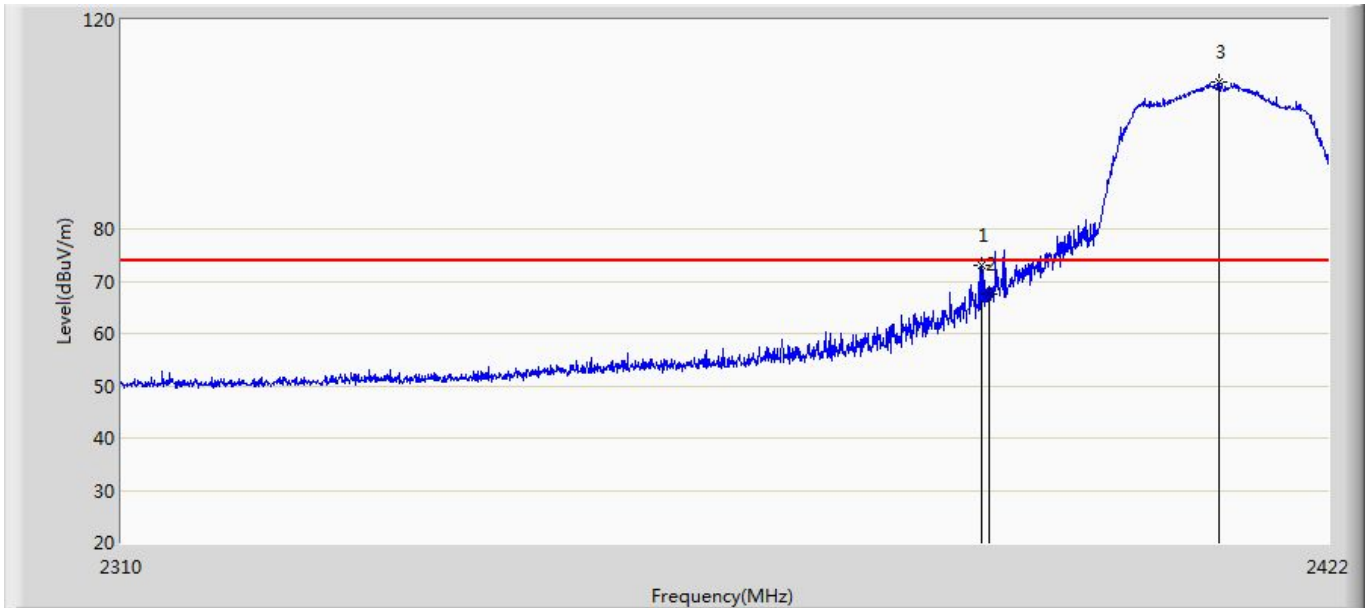
No	Mark	Frequency (MHz)	Measure Level (dBuV/m)	Reading Level (dBuV)	Over Limit (dB)	Limit (dBuV/m)	Factor (dB)	Type
1	*	2463.592	108.055	72.179	N/A	N/A	35.877	PK
2		2483.500	65.647	29.755	-8.353	74.000	35.891	PK
3		2484.136	68.066	32.170	-5.934	74.000	35.896	PK

Engineer: Allen	
Site: AC5	Time: 2018/01/13 - 20:11
Limit: FCC_Part15.209_RE(3m)	Margin: 0
Probe: Horn_3117_00167055(1-18GHz)	Polarity: Horizontal
EUT: Wireless Access point	Power: AC 120V/60Hz
Note: Mode 2:Transmit at 2462MHz by 802.11g Ant1+2	



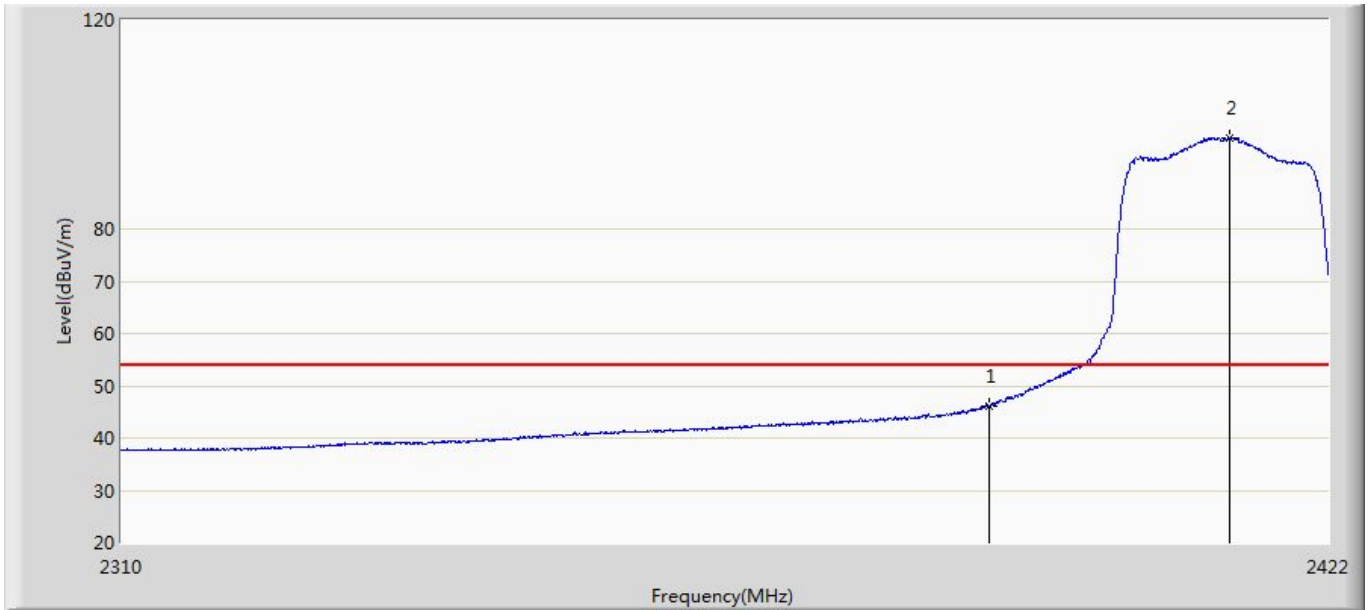
No	Mark	Frequency (MHz)	Measure Level (dBuV/m)	Reading Level (dBuV)	Over Limit (dB)	Limit (dBuV/m)	Factor (dB)	Type
1	*	2462.992	97.966	62.089	N/A	N/A	35.877	AV
2		2483.500	42.638	6.746	-11.362	54.000	35.891	AV

Engineer: Allen	
Site: AC5	Time: 2018/01/13 - 20:20
Limit: FCC_Part15.209_RE(3m)	Margin: 0
Probe: Horn_3117_00167055(1-18GHz)	Polarity: Vertical
EUT: Wireless Access point	Power: AC 120V/60Hz
Note: Mode 3:Transmit at 2412MHz by 802.11n20 Ant1	



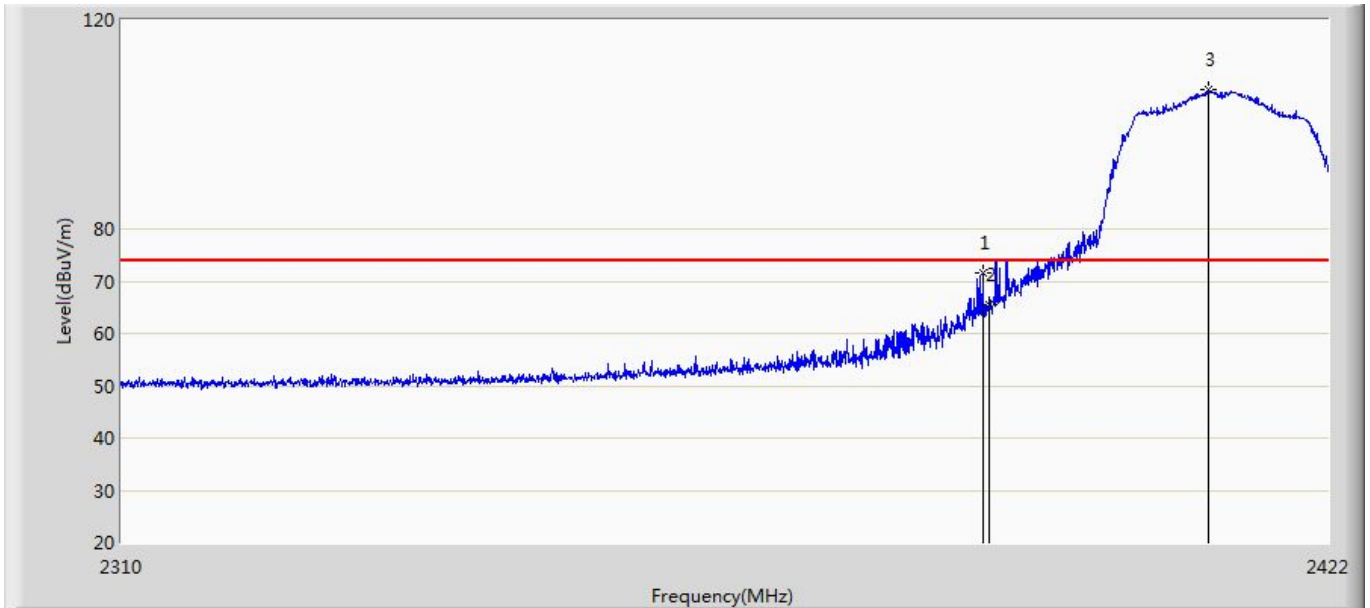
No	Mark	Frequency (MHz)	Measure Level (dBuV/m)	Reading Level (dBuV)	Over Limit (dB)	Limit (dBuV/m)	Factor (dB)	Type
1		2389.352	73.097	37.417	-0.903	74.000	35.680	PK
2		2390.000	67.500	31.818	-6.500	74.000	35.682	PK
3	*	2411.640	108.051	72.311	N/A	N/A	35.740	PK

Engineer: Allen	
Site: AC5	Time: 2018/01/13 - 20:39
Limit: FCC_Part15.209_RE(3m)	Margin: 0
Probe: Horn_3117_00167055(1-18GHz)	Polarity: Vertical
EUT: Wireless Access point	Power: AC 120V/60Hz
Note: Mode 3:Transmit at 2412MHz by 802.11n20 Ant1	



No	Mark	Frequency (MHz)	Measure Level (dBuV/m)	Reading Level (dBuV)	Over Limit (dB)	Limit (dBuV/m)	Factor (dB)	Type
1		2390.000	46.111	10.429	-7.889	54.000	35.682	AV
2	*	2412.648	97.495	61.751	N/A	N/A	35.744	AV

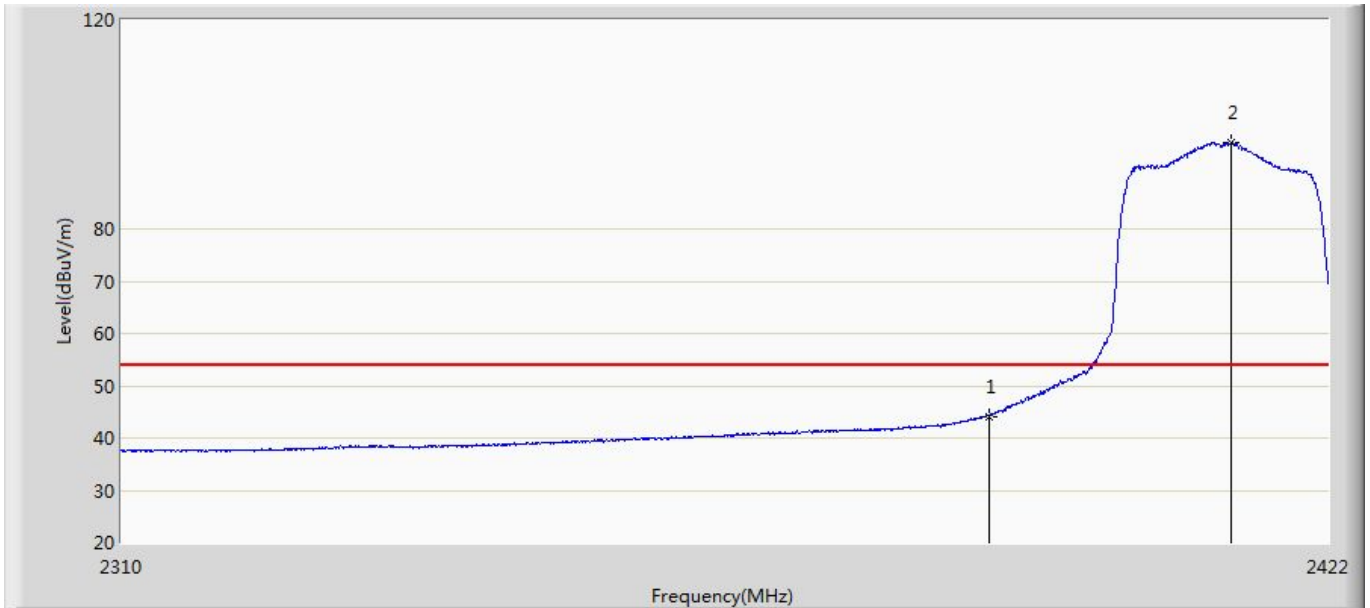
Engineer: Allen	
Site: AC5	Time: 2018/01/13 - 20:51
Limit: FCC_Part15.209_RE(3m)	Margin: 0
Probe: Horn_3117_00167055(1-18GHz)	Polarity: Horizontal
EUT: Wireless Access point	Power: AC 120V/60Hz
Note: Mode 3:Transmit at 2412MHz by 802.11n20 Ant1	



No	Mark	Frequency (MHz)	Measure Level (dBuV/m)	Reading Level (dBuV)	Over Limit (dB)	Limit (dBuV/m)	Factor (dB)	Type
1		2389.408	71.515	35.834	-2.485	74.000	35.680	PK
2		2390.000	65.380	29.698	-8.620	74.000	35.682	PK
3	*	2410.744	106.537	70.800	N/A	N/A	35.737	PK

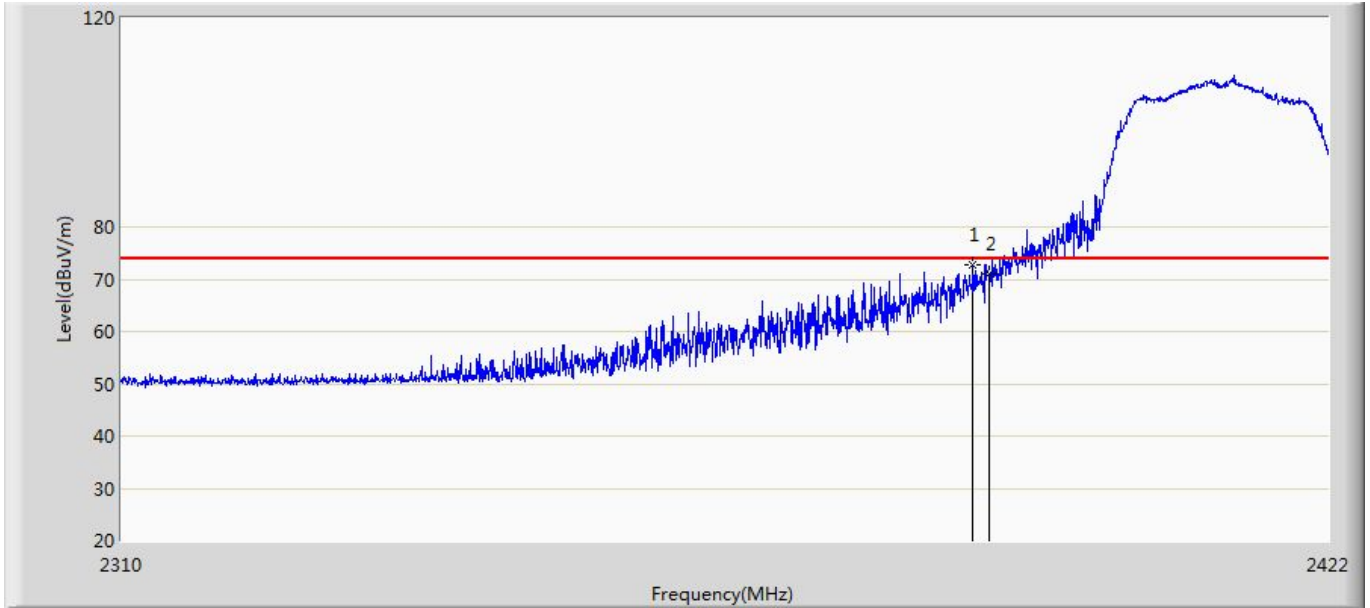


Engineer: Allen	
Site: AC5	Time: 2018/01/13 - 20:55
Limit: FCC_Part15.209_RE(3m)	Margin: 0
Probe: Horn_3117_00167055(1-18GHz)	Polarity: Horizontal
EUT: Wireless Access point	Power: AC 120V/60Hz
Note: Mode 3:Transmit at 2412MHz by 802.11n20 Ant1	



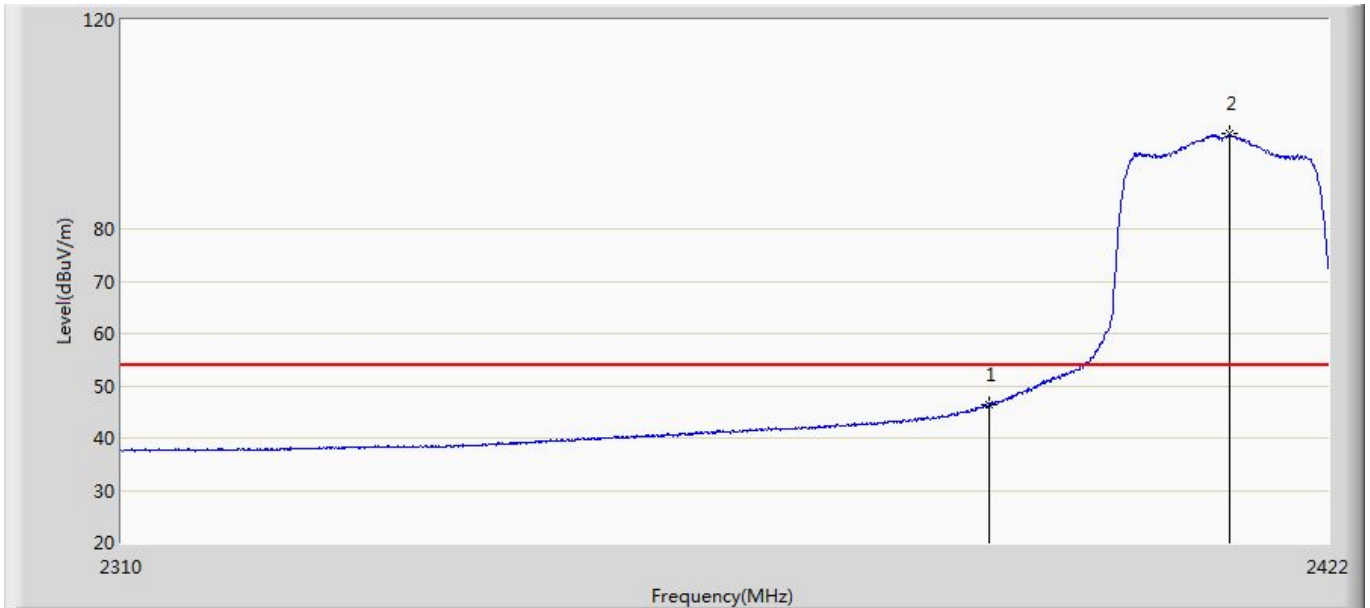
No	Mark	Frequency (MHz)	Measure Level (dBuV/m)	Reading Level (dBuV)	Over Limit (dB)	Limit (dBuV/m)	Factor (dB)	Type
1		2390.000	44.137	8.455	-9.863	54.000	35.682	AV
2	*	2412.816	96.408	60.663	N/A	N/A	35.745	AV

Engineer: Allen	
Site: AC5	Time: 2018/01/13 - 20:57
Limit: FCC_Part15.209_RE(3m)	Margin: 0
Probe: Horn_3117_00167055(1-18GHz)	Polarity: Vertical
EUT: Wireless Access point	Power: AC 120V/60Hz
Note: Mode 3:Transmit at 2412MHz by 802.11n20 Ant2	



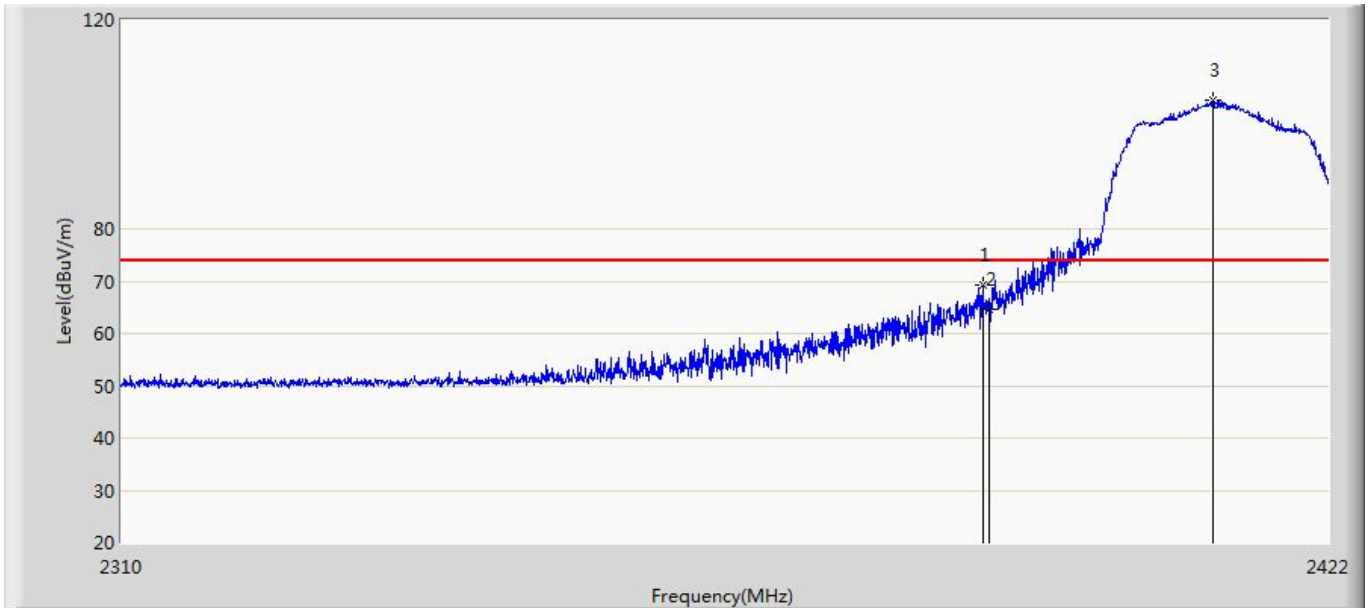
No	Mark	Frequency (MHz)	Measure Level (dBuV/m)	Reading Level (dBuV)	Over Limit (dB)	Limit (dBuV/m)	Factor (dB)	Type
1	*	2388.512	72.725	37.046	-1.275	74.000	35.678	PK
2		2390.000	70.873	35.191	-3.127	74.000	35.682	PK

Engineer: Allen	
Site: AC5	Time: 2018/01/13 - 21:05
Limit: FCC_Part15.209_RE(3m)	Margin: 0
Probe: Horn_3117_00167055(1-18GHz)	Polarity: Vertical
EUT: Wireless Access point	Power: AC 120V/60Hz
Note: Mode 3:Transmit at 2412MHz by 802.11n20 Ant2	



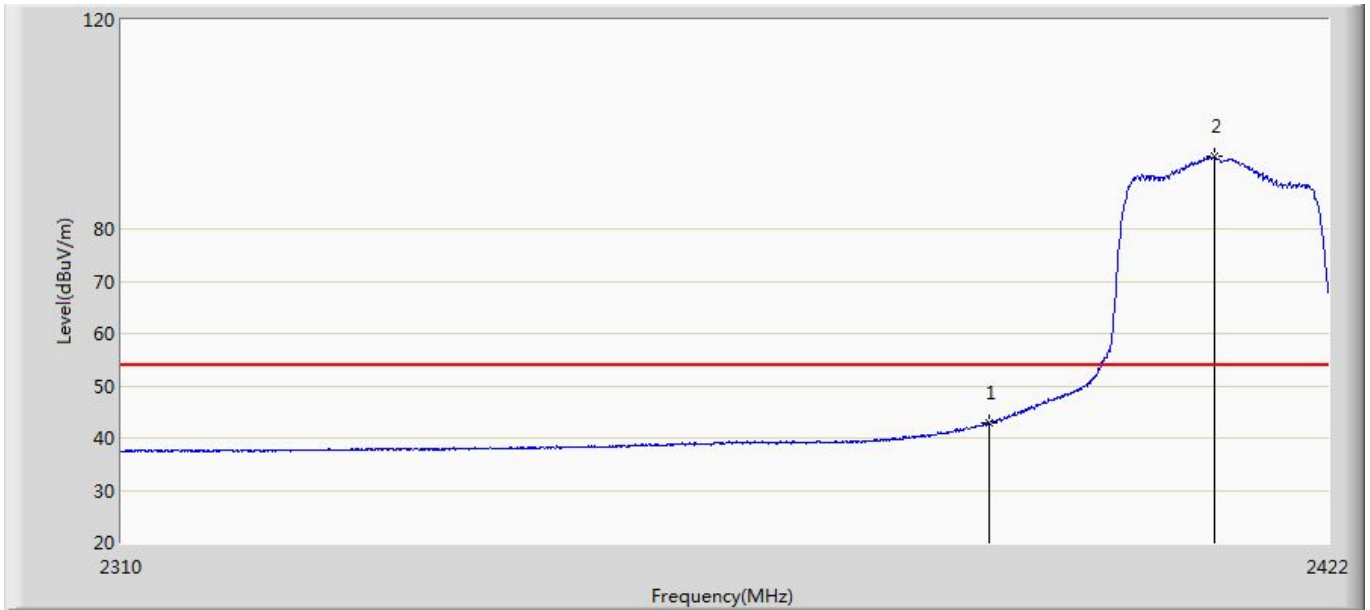
No	Mark	Frequency (MHz)	Measure Level (dBuV/m)	Reading Level (dBuV)	Over Limit (dB)	Limit (dBuV/m)	Factor (dB)	Type
1		2390.000	46.292	10.610	-7.708	54.000	35.682	AV
2	*	2412.704	98.200	62.456	N/A	N/A	35.744	AV

Engineer: Allen	
Site: AC5	Time: 2018/01/13 - 21:07
Limit: FCC_Part15.209_RE(3m)	Margin: 0
Probe: Horn_3117_00167055(1-18GHz)	Polarity: Horizontal
EUT: Wireless Access point	Power: AC 120V/60Hz
Note: Mode 3:Transmit at 2412MHz by 802.11n20 Ant2	



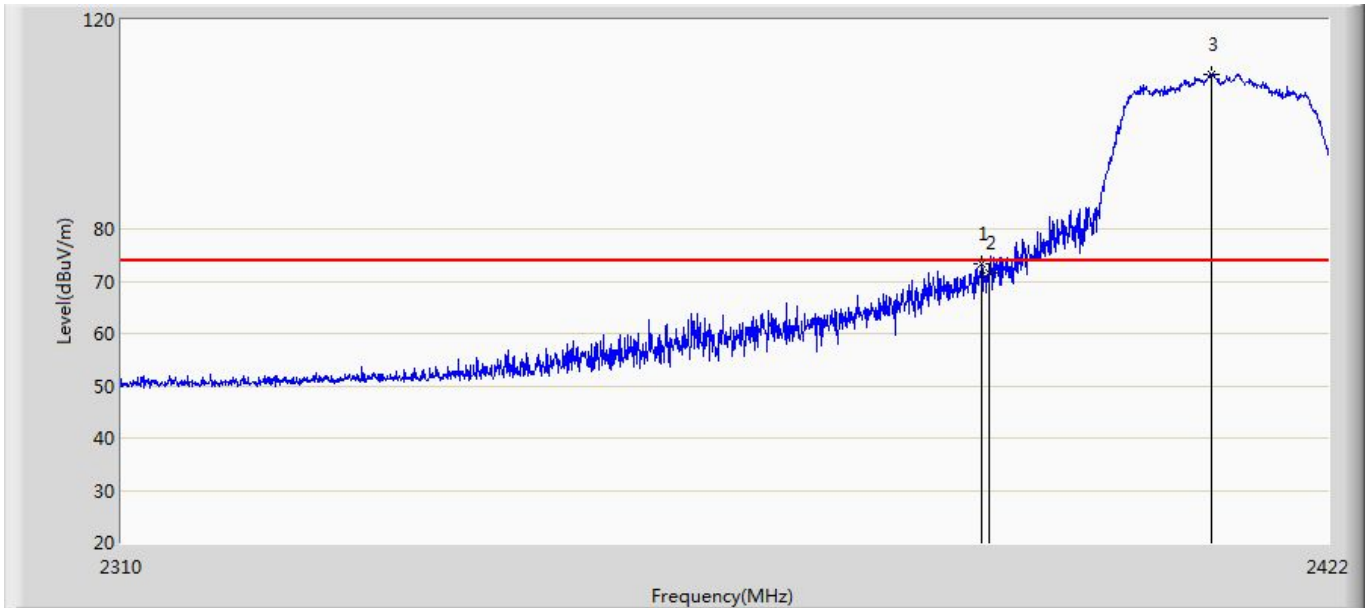
No	Mark	Frequency (MHz)	Measure Level (dBuV/m)	Reading Level (dBuV)	Over Limit (dB)	Limit (dBuV/m)	Factor (dB)	Type
1		2389.464	69.142	33.461	-4.858	74.000	35.680	PK
2		2390.000	64.614	28.932	-9.386	74.000	35.682	PK
3	*	2411.080	104.575	68.837	N/A	N/A	35.737	PK

Engineer: Allen	
Site: AC5	Time: 2018/01/13 - 21:09
Limit: FCC_Part15.209_RE(3m)	Margin: 0
Probe: Horn_3117_00167055(1-18GHz)	Polarity: Horizontal
EUT: Wireless Access point	Power: AC 120V/60Hz
Note: Mode 3:Transmit at 2412MHz by 802.11n20 Ant2	



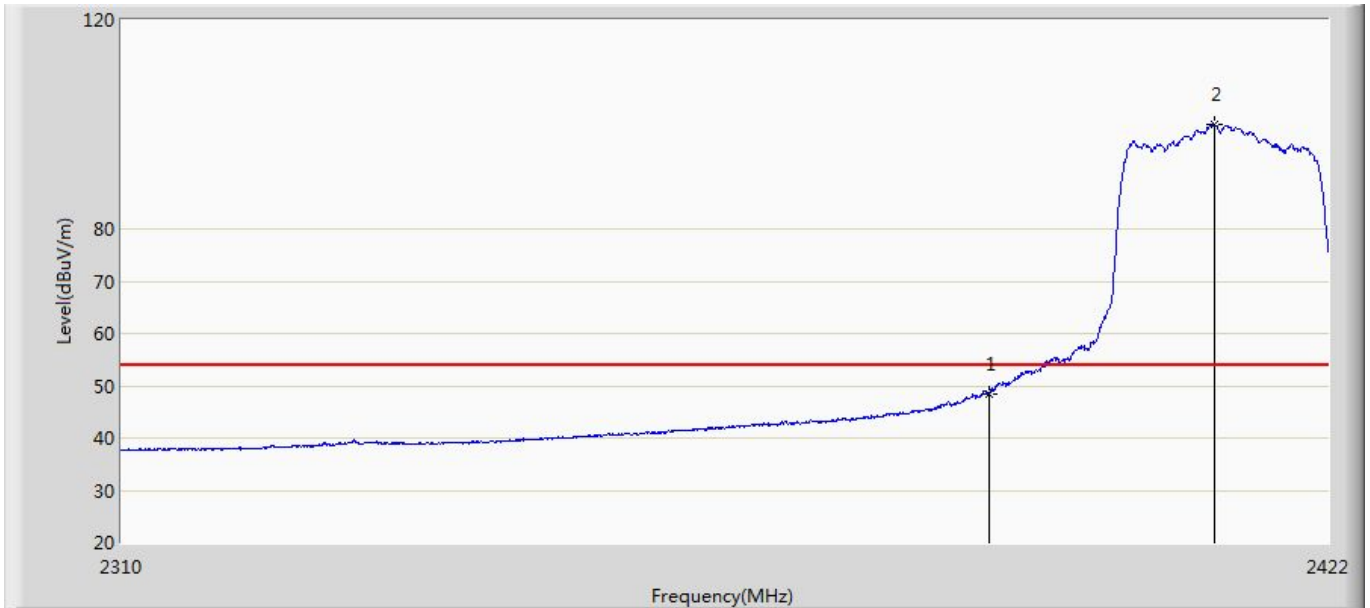
No	Mark	Frequency (MHz)	Measure Level (dBuV/m)	Reading Level (dBuV)	Over Limit (dB)	Limit (dBuV/m)	Factor (dB)	Type
1		2390.000	42.934	7.252	-11.066	54.000	35.682	AV
2	*	2411.248	93.813	58.075	N/A	N/A	35.738	AV

Engineer: Allen	
Site: AC5	Time: 2018/01/13 - 21:29
Limit: FCC_Part15.209_RE(3m)	Margin: 0
Probe: Horn_3117_00167055(1-18GHz)	Polarity: Vertical
EUT: Wireless Access point	Power: AC 120V/60Hz
Note: Mode 3:Transmit at 2412MHz by 802.11n20 Ant1+2	



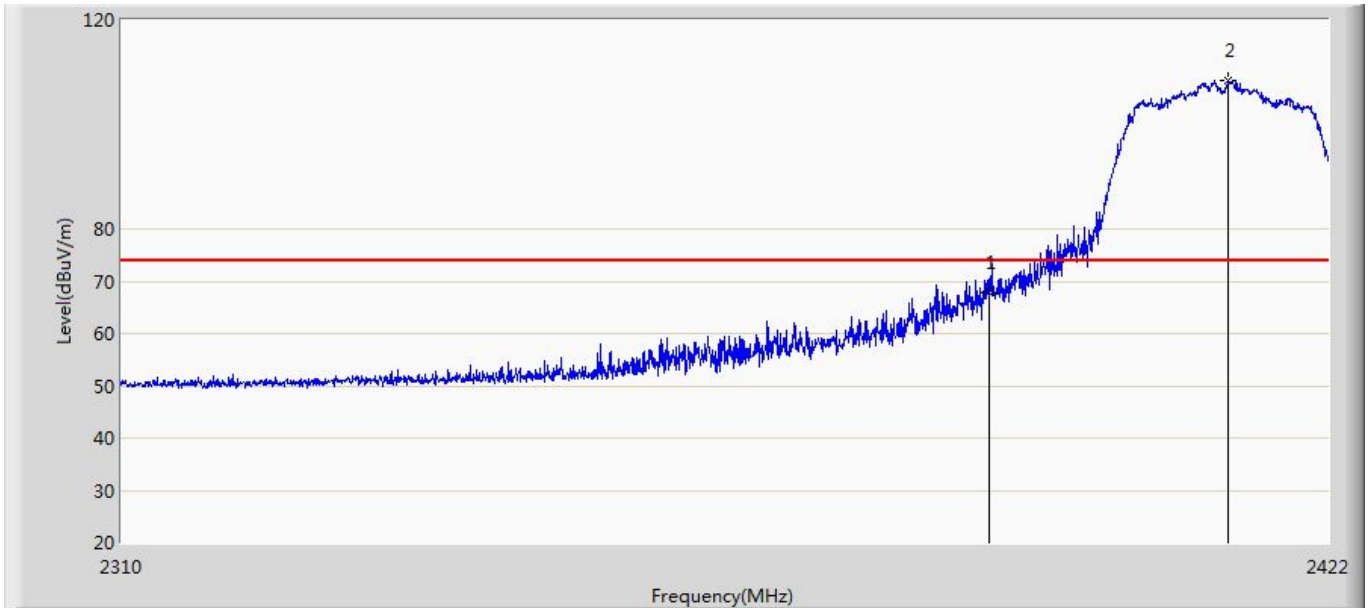
No	Mark	Frequency (MHz)	Measure Level (dBuV/m)	Reading Level (dBuV)	Over Limit (dB)	Limit (dBuV/m)	Factor (dB)	Type
1		2389.352	73.250	37.570	-0.750	74.000	35.680	PK
2		2390.000	71.452	35.770	-2.548	74.000	35.682	PK
3	*	2410.912	109.631	73.894	N/A	N/A	35.737	PK

Engineer: Allen	
Site: AC5	Time: 2018/01/13 - 21:30
Limit: FCC_Part15.209_RE(3m)	Margin: 0
Probe: Horn_3117_00167055(1-18GHz)	Polarity: Vertical
EUT: Wireless Access point	Power: AC 120V/60Hz
Note: Mode 3:Transmit at 2412MHz by 802.11n20 Ant1+2	



No	Mark	Frequency (MHz)	Measure Level (dBuV/m)	Reading Level (dBuV)	Over Limit (dB)	Limit (dBuV/m)	Factor (dB)	Type
1		2390.000	48.550	12.868	-5.450	54.000	35.682	AV
2	*	2411.192	100.081	64.343	N/A	N/A	35.738	AV

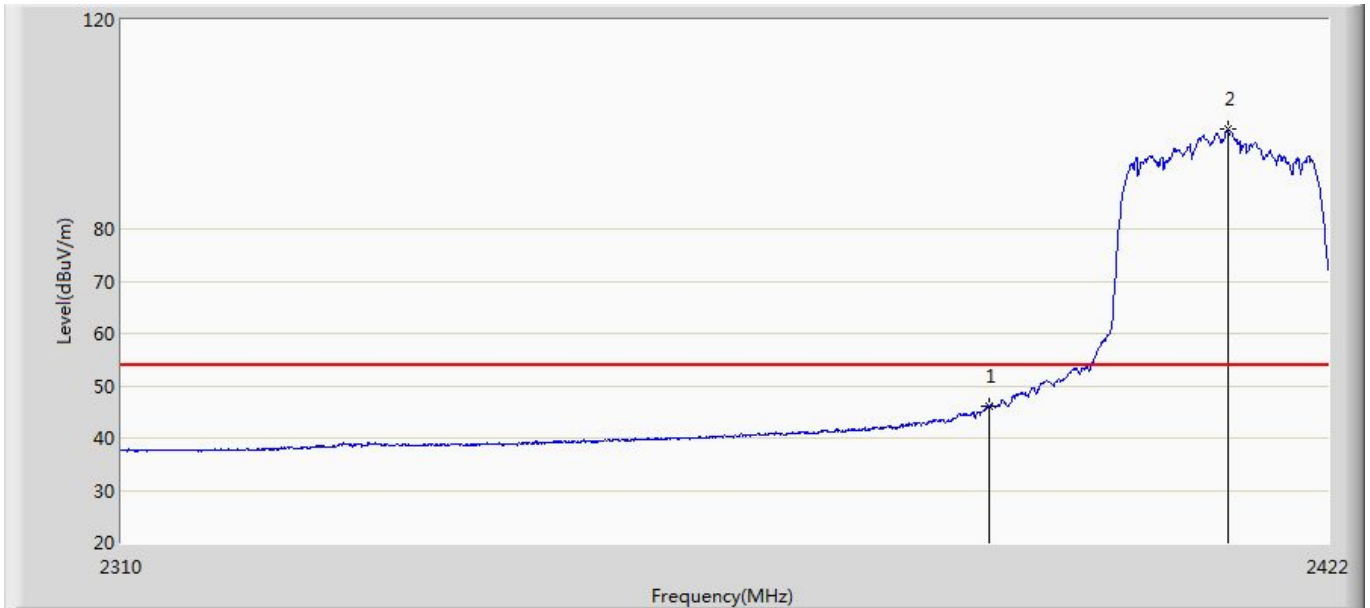
Engineer: Allen	
Site: AC5	Time: 2018/01/13 - 21:31
Limit: FCC_Part15.209_RE(3m)	Margin: 0
Probe: Horn_3117_00167055(1-18GHz)	Polarity: Horizontal
EUT: Wireless Access point	Power: AC 120V/60Hz
Note: Mode 3:Transmit at 2412MHz by 802.11n20 Ant1+2	



No	Mark	Frequency (MHz)	Measure Level (dBuV/m)	Reading Level (dBuV)	Over Limit (dB)	Limit (dBuV/m)	Factor (dB)	Type
1		2390.000	67.842	32.160	-6.158	74.000	35.682	PK
2	*	2412.536	108.345	72.601	N/A	N/A	35.744	PK

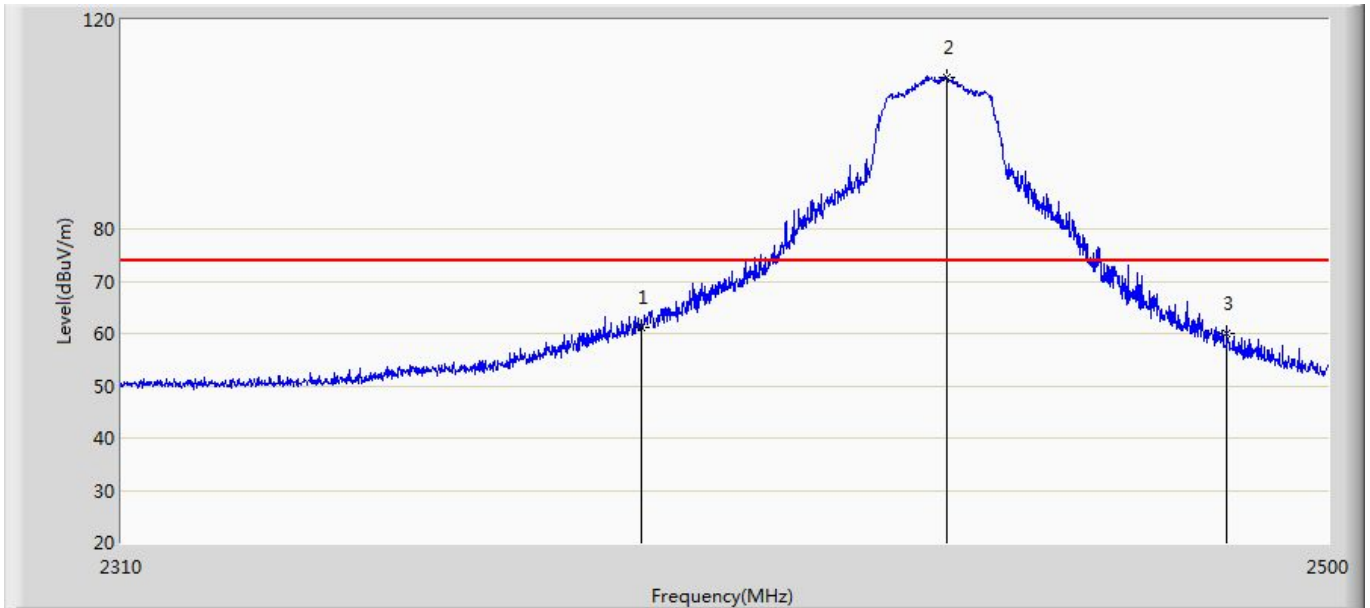


Engineer: Allen	
Site: AC5	Time: 2018/01/13 - 21:34
Limit: FCC_Part15.209_RE(3m)	Margin: 0
Probe: Horn_3117_00167055(1-18GHz)	Polarity: Horizontal
EUT: Wireless Access point	Power: AC 120V/60Hz
Note: Mode 3:Transmit at 2412MHz by 802.11n20 Ant1+2	



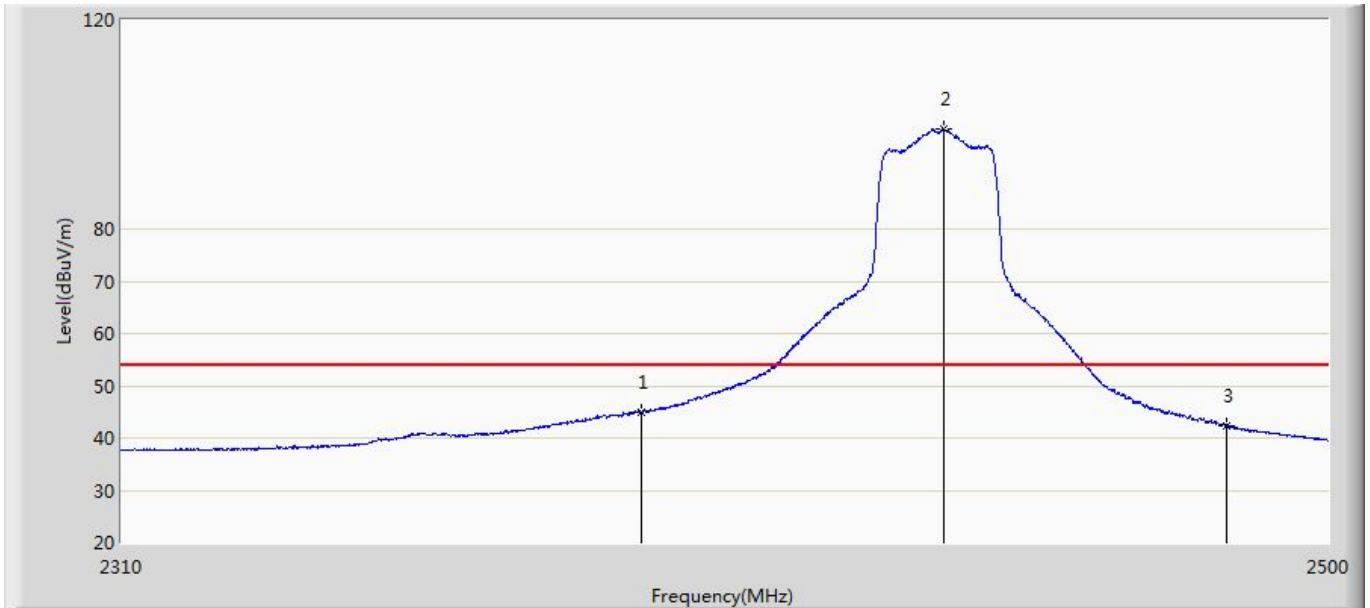
No	Mark	Frequency (MHz)	Measure Level (dBuV/m)	Reading Level (dBuV)	Over Limit (dB)	Limit (dBuV/m)	Factor (dB)	Type
1		2390.000	45.993	10.311	-8.007	54.000	35.682	AV
2	*	2412.536	99.186	63.442	N/A	N/A	35.744	AV

Engineer: Allen	
Site: AC5	Time: 2018/01/13 - 21:36
Limit: FCC_Part15.209_RE(3m)	Margin: 0
Probe: Horn_3117_00167055(1-18GHz)	Polarity: Vertical
EUT: Wireless Access point	Power: AC 120V/60Hz
Note: Mode 3:Transmit at 2437MHz by 802.11n20 Ant1	



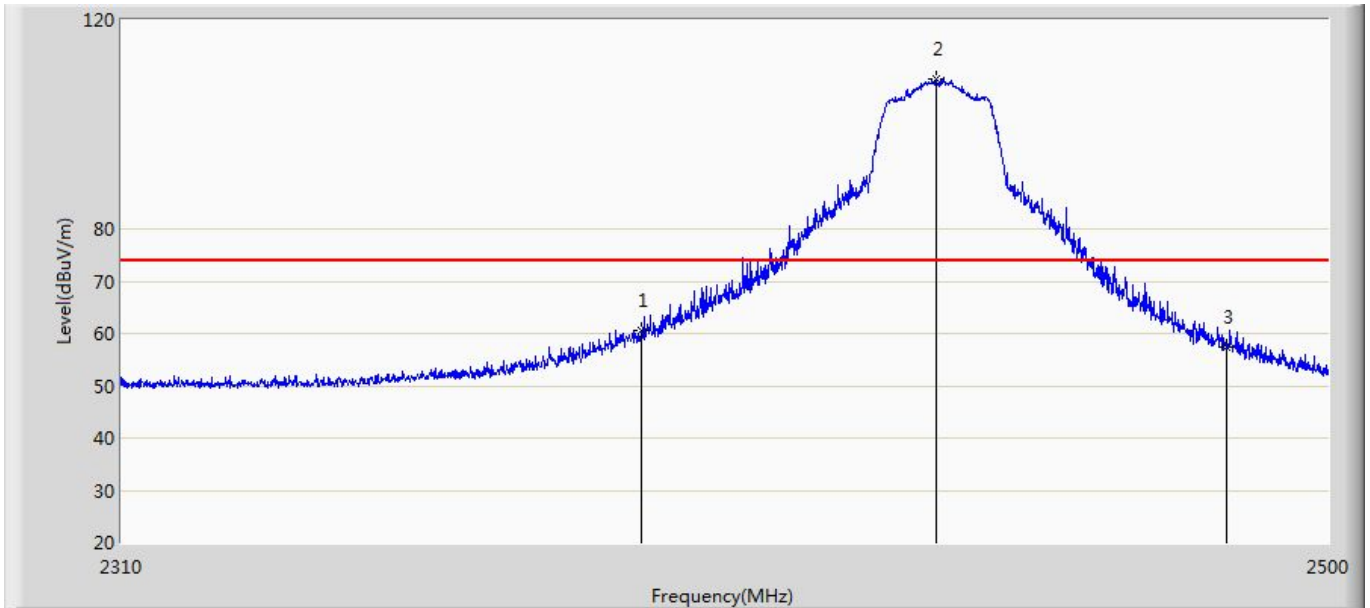
No	Mark	Frequency (MHz)	Measure Level (dBuV/m)	Reading Level (dBuV)	Over Limit (dB)	Limit (dBuV/m)	Factor (dB)	Type
1		2390.000	61.265	25.583	-12.735	74.000	35.682	PK
2	*	2438.345	109.034	73.228	N/A	N/A	35.806	PK
3		2483.500	60.075	24.183	-13.925	74.000	35.891	PK

Engineer: Allen	
Site: AC5	Time: 2018/01/13 - 21:40
Limit: FCC_Part15.209_RE(3m)	Margin: 0
Probe: Horn_3117_00167055(1-18GHz)	Polarity: Vertical
EUT: Wireless Access point	Power: AC 120V/60Hz
Note: Mode 3:Transmit at 2437MHz by 802.11n20 Ant1	



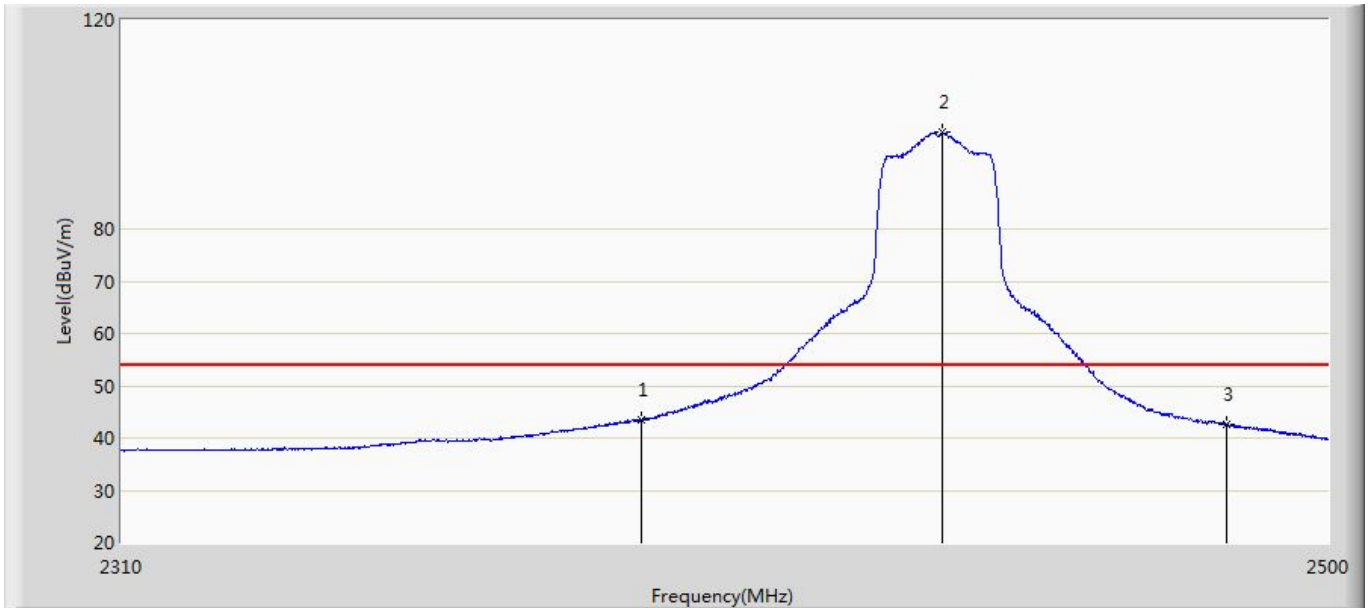
No	Mark	Frequency (MHz)	Measure Level (dBuV/m)	Reading Level (dBuV)	Over Limit (dB)	Limit (dBuV/m)	Factor (dB)	Type
1		2390.000	45.024	9.342	-8.976	54.000	35.682	AV
2	*	2437.870	99.043	63.237	N/A	N/A	35.806	AV
3		2483.500	42.380	6.488	-11.620	54.000	35.891	AV

Engineer: Allen	
Site: AC5	Time: 2018/01/13 - 21:42
Limit: FCC_Part15.209_RE(3m)	Margin: 0
Probe: Horn_3117_00167055(1-18GHz)	Polarity: Horizontal
EUT: Wireless Access point	Power: AC 120V/60Hz
Note: Mode 3:Transmit at 2437MHz by 802.11n20 Ant1	



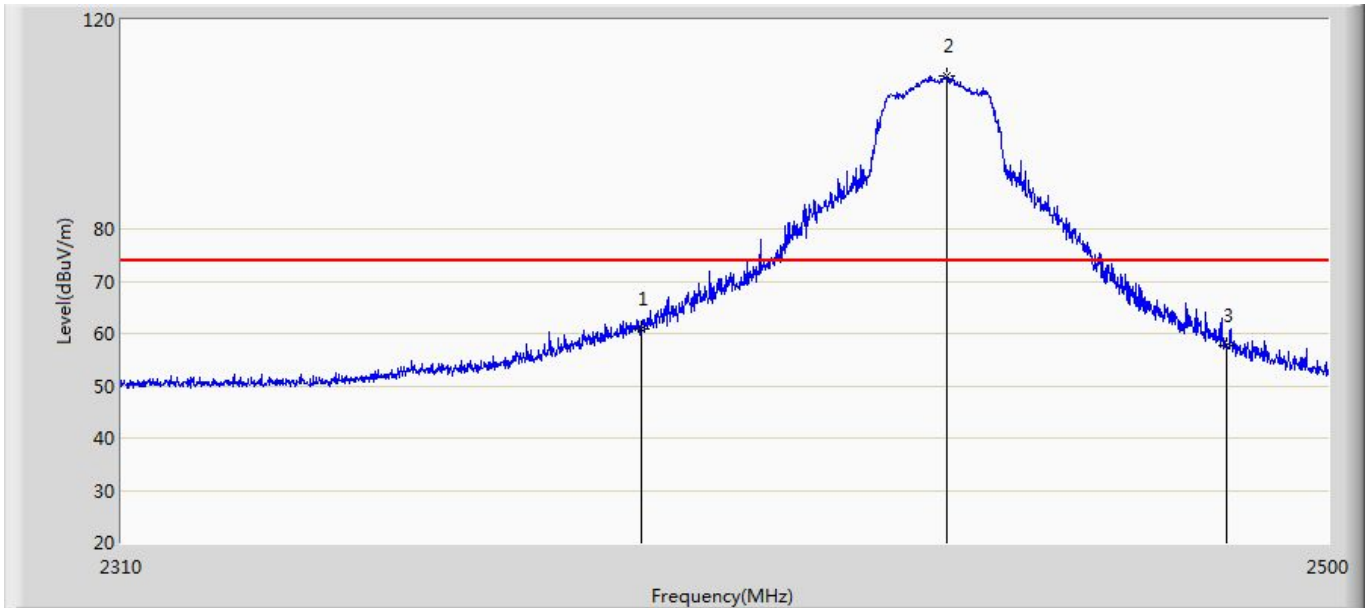
No	Mark	Frequency (MHz)	Measure Level (dBuV/m)	Reading Level (dBuV)	Over Limit (dB)	Limit (dBuV/m)	Factor (dB)	Type
1		2390.000	60.561	24.879	-13.439	74.000	35.682	PK
2	*	2436.635	108.729	72.923	N/A	N/A	35.806	PK
3		2483.500	57.389	21.497	-16.611	74.000	35.891	PK

Engineer: Allen	
Site: AC5	Time: 2018/01/13 - 21:44
Limit: FCC_Part15.209_RE(3m)	Margin: 0
Probe: Horn_3117_00167055(1-18GHz)	Polarity: Horizontal
EUT: Wireless Access point	Power: AC 120V/60Hz
Note: Mode 3:Transmit at 2437MHz by 802.11n20 Ant1	



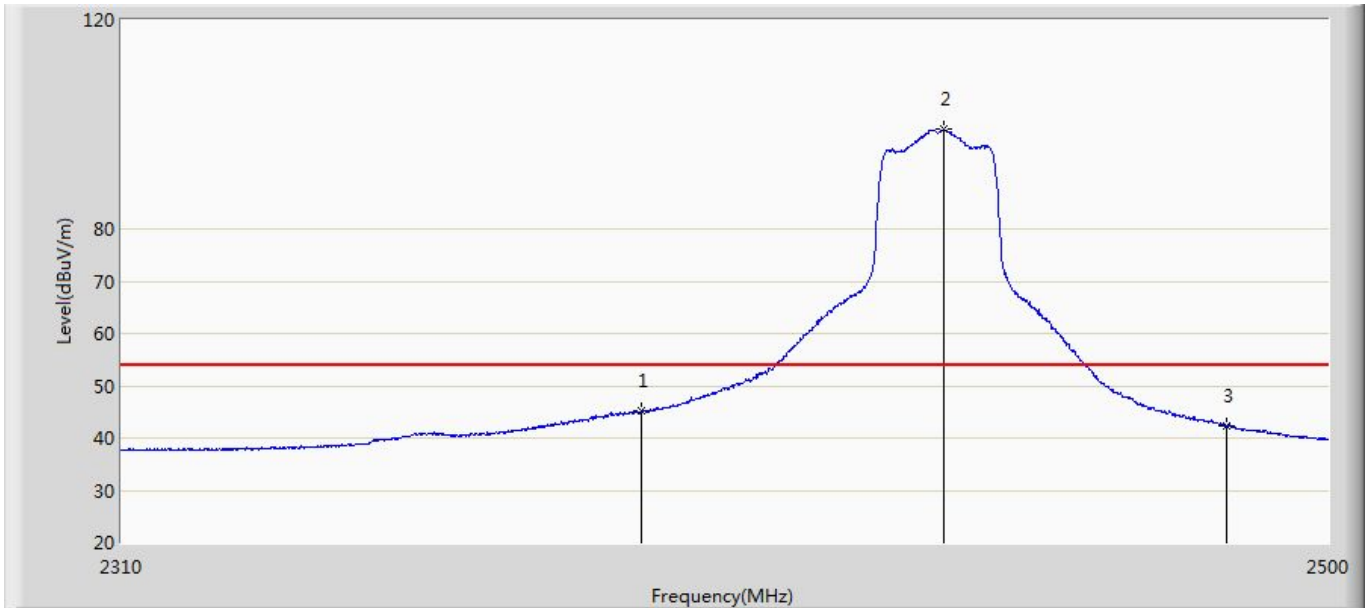
No	Mark	Frequency (MHz)	Measure Level (dBuV/m)	Reading Level (dBuV)	Over Limit (dB)	Limit (dBuV/m)	Factor (dB)	Type
1		2390.000	43.500	7.818	-10.500	54.000	35.682	AV
2	*	2437.680	98.449	62.643	N/A	N/A	35.806	AV
3		2483.500	42.519	6.627	-11.481	54.000	35.891	AV

Engineer: Allen	
Site: AC5	Time: 2018/01/13 - 21:46
Limit: FCC_Part15.209_RE(3m)	Margin: 0
Probe: Horn_3117_00167055(1-18GHz)	Polarity: Vertical
EUT: Wireless Access point	Power: AC 120V/60Hz
Note: Mode 3:Transmit at 2437MHz by 802.11n20 Ant2	



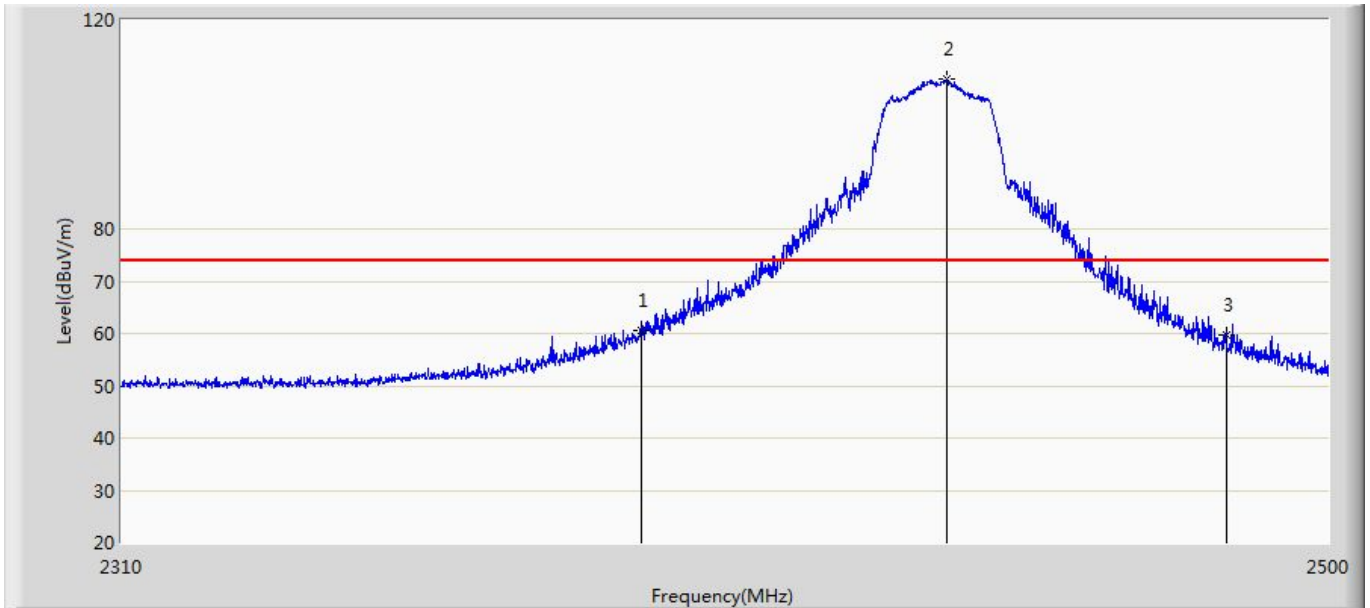
No	Mark	Frequency (MHz)	Measure Level (dBuV/m)	Reading Level (dBuV)	Over Limit (dB)	Limit (dBuV/m)	Factor (dB)	Type
1		2390.000	61.005	25.323	-12.995	74.000	35.682	PK
2	*	2438.250	109.310	73.504	N/A	N/A	35.806	PK
3		2483.500	57.741	21.849	-16.259	74.000	35.891	PK

Engineer: Allen	
Site: AC5	Time: 2018/01/13 - 21:48
Limit: FCC_Part15.209_RE(3m)	Margin: 0
Probe: Horn_3117_00167055(1-18GHz)	Polarity: Vertical
EUT: Wireless Access point	Power: AC 120V/60Hz
Note: Mode 3:Transmit at 2437MHz by 802.11n20 Ant2	



No	Mark	Frequency (MHz)	Measure Level (dBuV/m)	Reading Level (dBuV)	Over Limit (dB)	Limit (dBuV/m)	Factor (dB)	Type
1		2390.000	45.135	9.453	-8.865	54.000	35.682	AV
2	*	2437.965	99.193	63.387	N/A	N/A	35.806	AV
3		2483.500	42.185	6.293	-11.815	54.000	35.891	AV

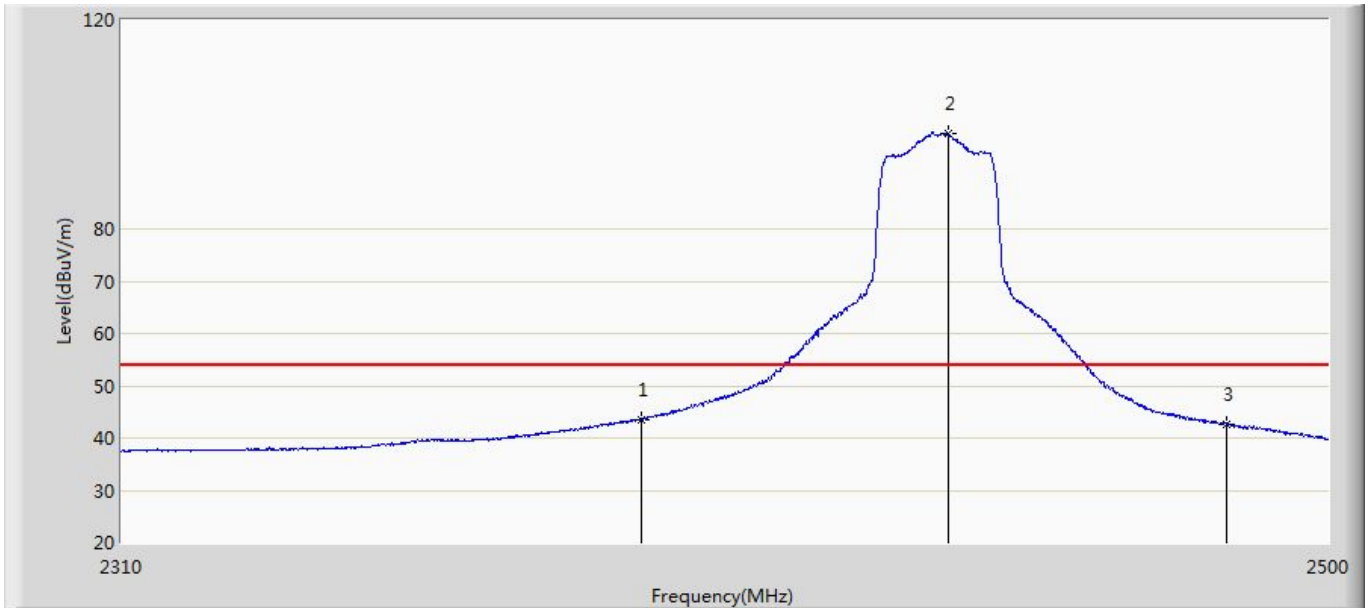
Engineer: Allen	
Site: AC5	Time: 2018/01/13 - 21:50
Limit: FCC_Part15.209_RE(3m)	Margin: 0
Probe: Horn_3117_00167055(1-18GHz)	Polarity: Horizontal
EUT: Wireless Access point	Power: AC 120V/60Hz
Note: Mode 3:Transmit at 2437MHz by 802.11n20 Ant2	



No	Mark	Frequency (MHz)	Measure Level (dBuV/m)	Reading Level (dBuV)	Over Limit (dB)	Limit (dBuV/m)	Factor (dB)	Type
1		2390.000	60.506	24.824	-13.494	74.000	35.682	PK
2	*	2438.345	108.709	72.903	N/A	N/A	35.806	PK
3		2483.500	59.813	23.921	-14.187	74.000	35.891	PK

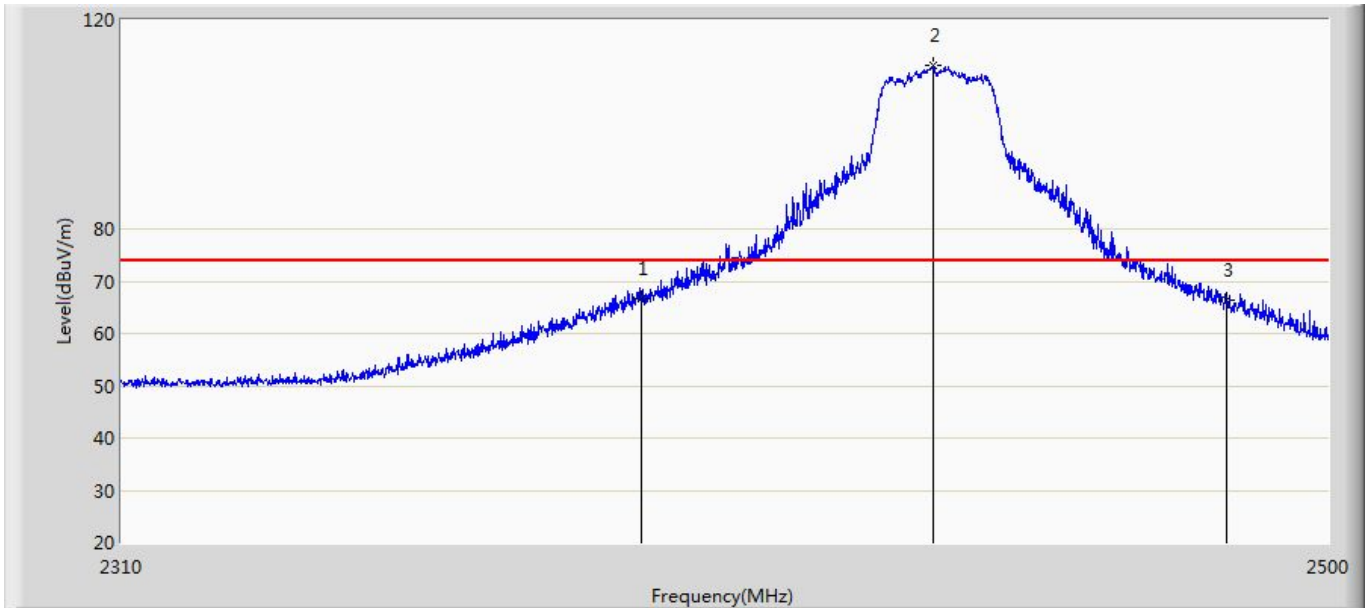


Engineer: Allen	
Site: AC5	Time: 2018/01/13 - 21:52
Limit: FCC_Part15.209_RE(3m)	Margin: 0
Probe: Horn_3117_00167055(1-18GHz)	Polarity: Horizontal
EUT: Wireless Access point	Power: AC 120V/60Hz
Note: Mode 3:Transmit at 2437MHz by 802.11n20 Ant2	



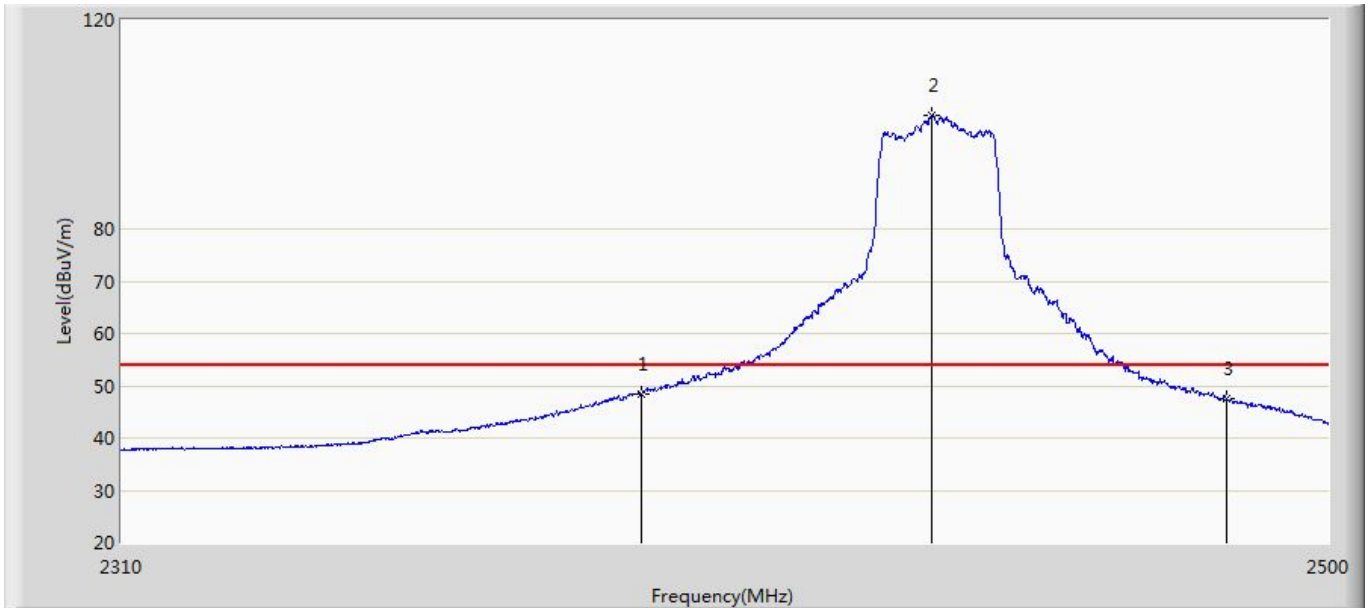
No	Mark	Frequency (MHz)	Measure Level (dBuV/m)	Reading Level (dBuV)	Over Limit (dB)	Limit (dBuV/m)	Factor (dB)	Type
1		2390.000	43.485	7.803	-10.515	54.000	35.682	AV
2	*	2438.535	98.166	62.360	N/A	N/A	35.805	AV
3		2483.500	42.683	6.791	-11.317	54.000	35.891	AV

Engineer: Allen	
Site: AC5	Time: 2018/01/13 - 21:54
Limit: FCC_Part15.209_RE(3m)	Margin: 0
Probe: Horn_3117_00167055(1-18GHz)	Polarity: Vertical
EUT: Wireless Access point	Power: AC 120V/60Hz
Note: Mode 3:Transmit at 2437MHz by 802.11n20 Ant1+2	



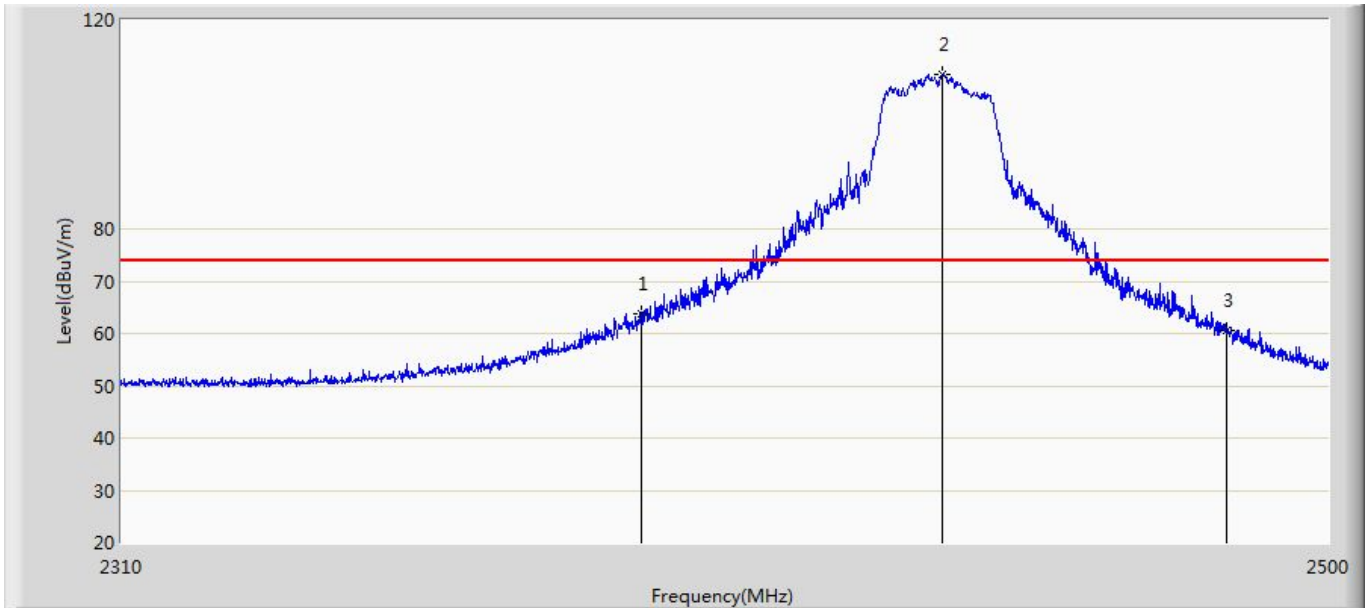
No	Mark	Frequency (MHz)	Measure Level (dBuV/m)	Reading Level (dBuV)	Over Limit (dB)	Limit (dBuV/m)	Factor (dB)	Type
1		2390.000	66.698	31.016	-7.302	74.000	35.682	PK
2	*	2436.160	111.200	75.394	N/A	N/A	35.807	PK
3		2483.500	66.490	30.598	-7.510	74.000	35.891	PK

Engineer: Allen	
Site: AC5	Time: 2018/01/13 - 21:58
Limit: FCC_Part15.209_RE(3m)	Margin: 0
Probe: Horn_3117_00167055(1-18GHz)	Polarity: Vertical
EUT: Wireless Access point	Power: AC 120V/60Hz
Note: Mode 3:Transmit at 2437MHz by 802.11n20 Ant1+2	



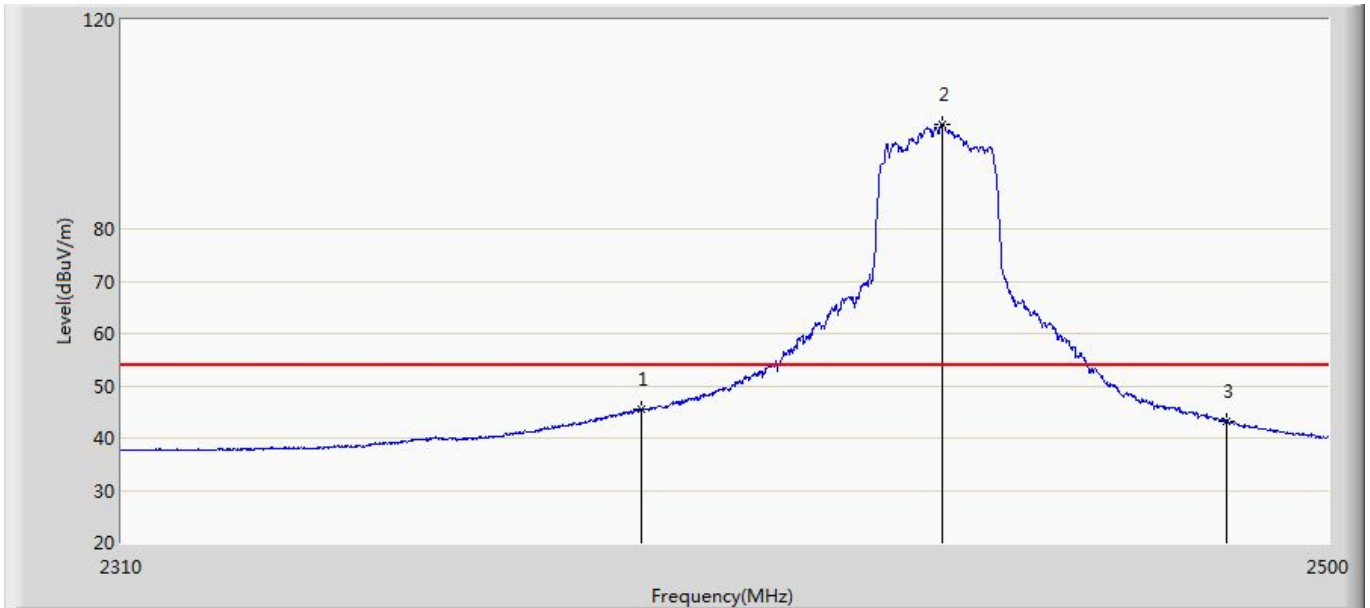
No	Mark	Frequency (MHz)	Measure Level (dBuV/m)	Reading Level (dBuV)	Over Limit (dB)	Limit (dBuV/m)	Factor (dB)	Type
1		2390.000	48.395	12.713	-5.605	54.000	35.682	AV
2	*	2436.065	101.647	65.841	N/A	N/A	35.806	AV
3		2483.500	47.488	11.596	-6.512	54.000	35.891	AV

Engineer: Allen	
Site: AC5	Time: 2018/01/13 - 21:59
Limit: FCC_Part15.209_RE(3m)	Margin: 0
Probe: Horn_3117_00167055(1-18GHz)	Polarity: Horizontal
EUT: Wireless Access point	Power: AC 120V/60Hz
Note: Mode 3:Transmit at 2437MHz by 802.11n20 Ant1+2	



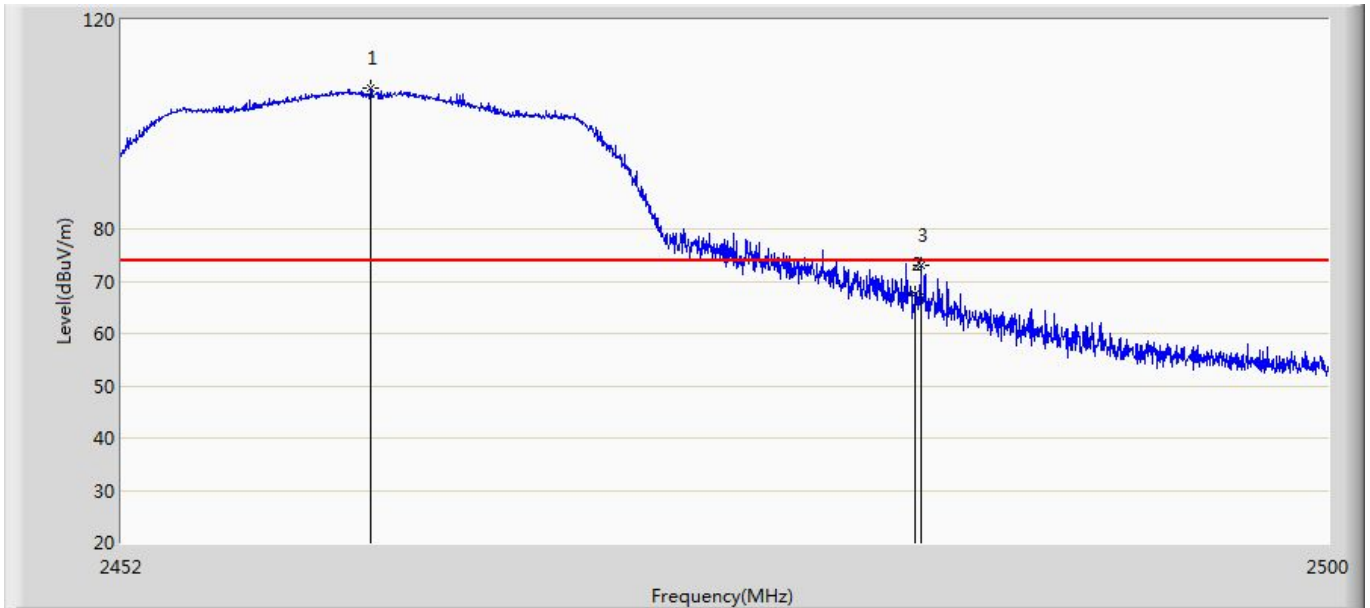
No	Mark	Frequency (MHz)	Measure Level (dBuV/m)	Reading Level (dBuV)	Over Limit (dB)	Limit (dBuV/m)	Factor (dB)	Type
1		2390.000	63.802	28.120	-10.198	74.000	35.682	PK
2	*	2437.680	109.604	73.798	N/A	N/A	35.806	PK
3		2483.500	60.494	24.602	-13.506	74.000	35.891	PK

Engineer: Allen	
Site: AC5	Time: 2018/01/13 - 22:01
Limit: FCC_Part15.209_RE(3m)	Margin: 0
Probe: Horn_3117_00167055(1-18GHz)	Polarity: Horizontal
EUT: Wireless Access point	Power: AC 120V/60Hz
Note: Mode 3:Transmit at 2437MHz by 802.11n20 Ant1+2	



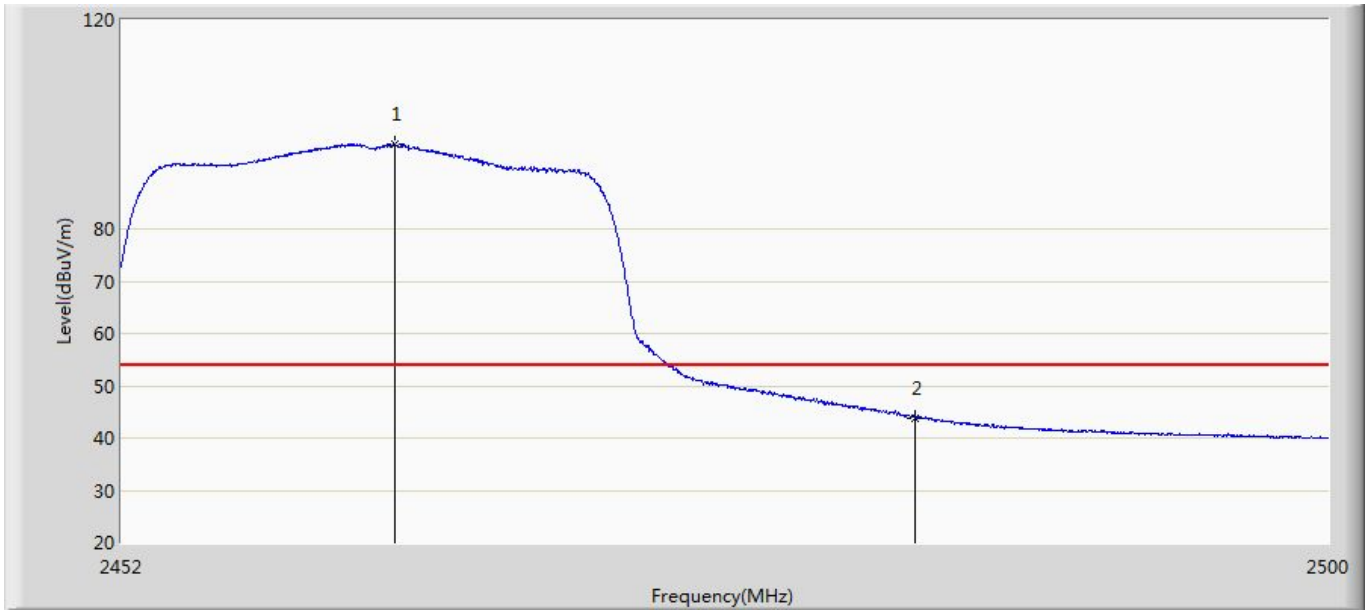
No	Mark	Frequency (MHz)	Measure Level (dBuV/m)	Reading Level (dBuV)	Over Limit (dB)	Limit (dBuV/m)	Factor (dB)	Type
1		2390.000	45.410	9.728	-8.590	54.000	35.682	AV
2	*	2437.585	100.004	64.198	N/A	N/A	35.806	AV
3		2483.500	43.319	7.427	-10.681	54.000	35.891	AV

Engineer: Allen	
Site: AC5	Time: 2018/01/13 - 22:04
Limit: FCC_Part15.209_RE(3m)	Margin: 0
Probe: Horn_3117_00167055(1-18GHz)	Polarity: Vertical
EUT: Wireless Access point	Power: AC 120V/60Hz
Note: Mode 3:Transmit at 2462MHz by 802.11n20 Ant1	



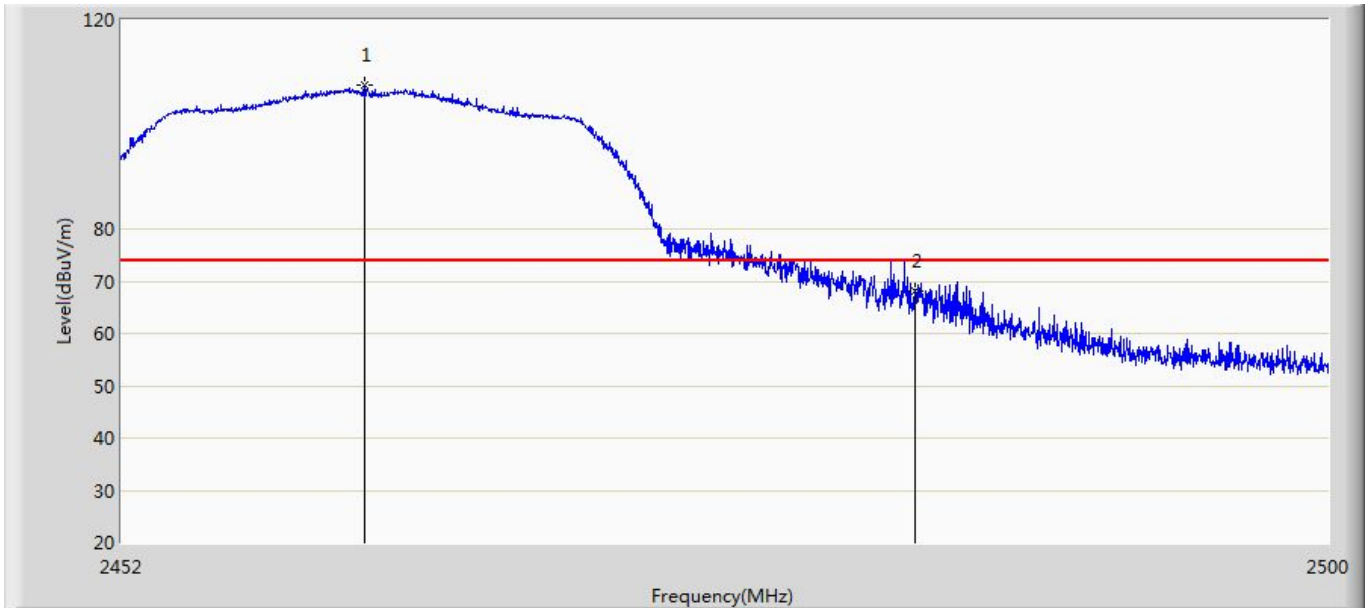
No	Mark	Frequency (MHz)	Measure Level (dBuV/m)	Reading Level (dBuV)	Over Limit (dB)	Limit (dBuV/m)	Factor (dB)	Type
1	*	2461.864	107.078	71.200	N/A	N/A	35.878	PK
2		2483.500	67.678	31.786	-6.322	74.000	35.891	PK
3		2483.704	73.179	37.286	-0.821	74.000	35.894	PK

Engineer: Allen	
Site: AC5	Time: 2018/01/13 - 22:11
Limit: FCC_Part15.209_RE(3m)	Margin: 0
Probe: Horn_3117_00167055(1-18GHz)	Polarity: Vertical
EUT: Wireless Access point	Power: AC 120V/60Hz
Note: Mode 3:Transmit at 2462MHz by 802.11n20 Ant1	



No	Mark	Frequency (MHz)	Measure Level (dBuV/m)	Reading Level (dBuV)	Over Limit (dB)	Limit (dBuV/m)	Factor (dB)	Type
1	*	2462.776	96.261	60.384	N/A	N/A	35.877	AV
2		2483.500	43.905	8.013	-10.095	54.000	35.891	AV

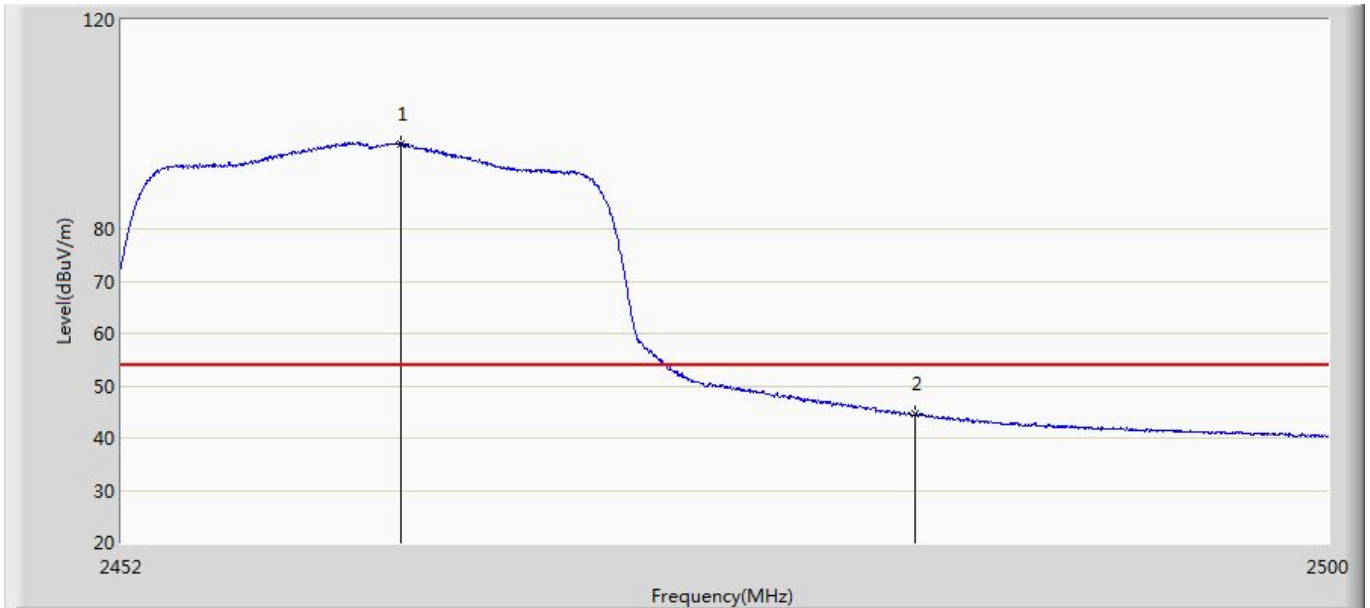
Engineer: Allen	
Site: AC5	Time: 2018/01/13 - 22:13
Limit: FCC_Part15.209_RE(3m)	Margin: 0
Probe: Horn_3117_00167055(1-18GHz)	Polarity: Horizontal
EUT: Wireless Access point	Power: AC 120V/60Hz
Note: Mode 3:Transmit at 2462MHz by 802.11n20 Ant1	



No	Mark	Frequency (MHz)	Measure Level (dBuV/m)	Reading Level (dBuV)	Over Limit (dB)	Limit (dBuV/m)	Factor (dB)	Type
1	*	2461.600	107.506	71.629	N/A	N/A	35.877	PK
2		2483.500	68.209	32.317	-5.791	74.000	35.891	PK

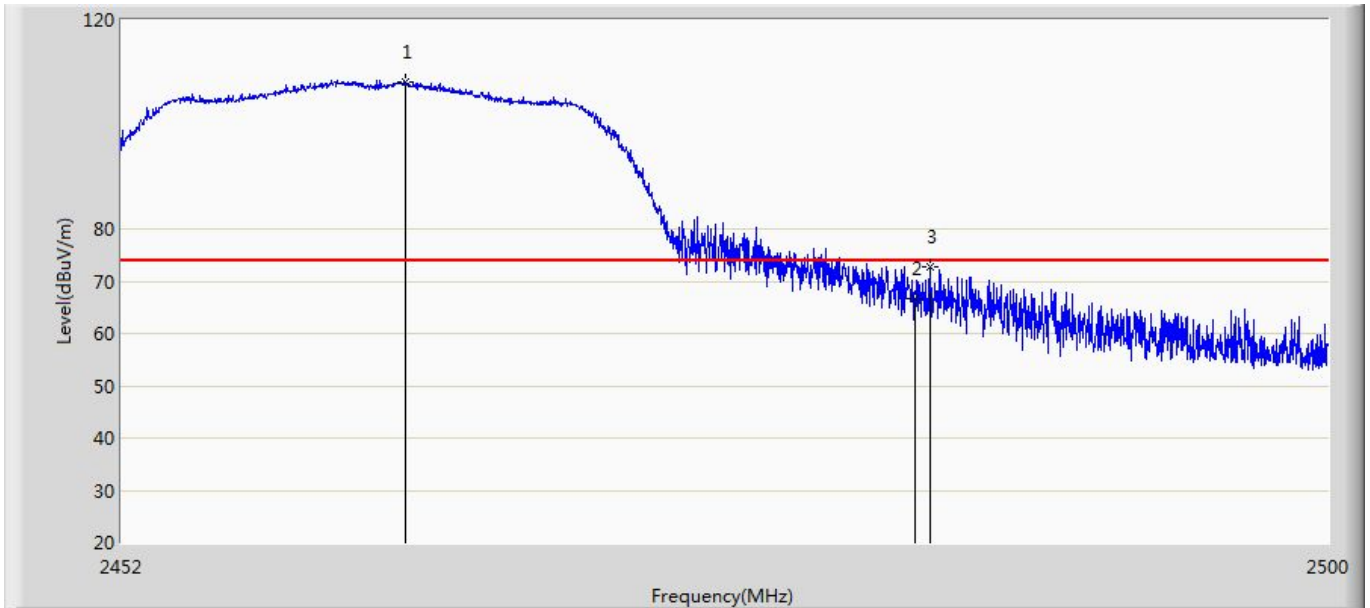


Engineer: Allen	
Site: AC5	Time: 2018/01/13 - 22:16
Limit: FCC_Part15.209_RE(3m)	Margin: 0
Probe: Horn_3117_00167055(1-18GHz)	Polarity: Horizontal
EUT: Wireless Access point	Power: AC 120V/60Hz
Note: Mode 3:Transmit at 2462MHz by 802.11n20 Ant1	



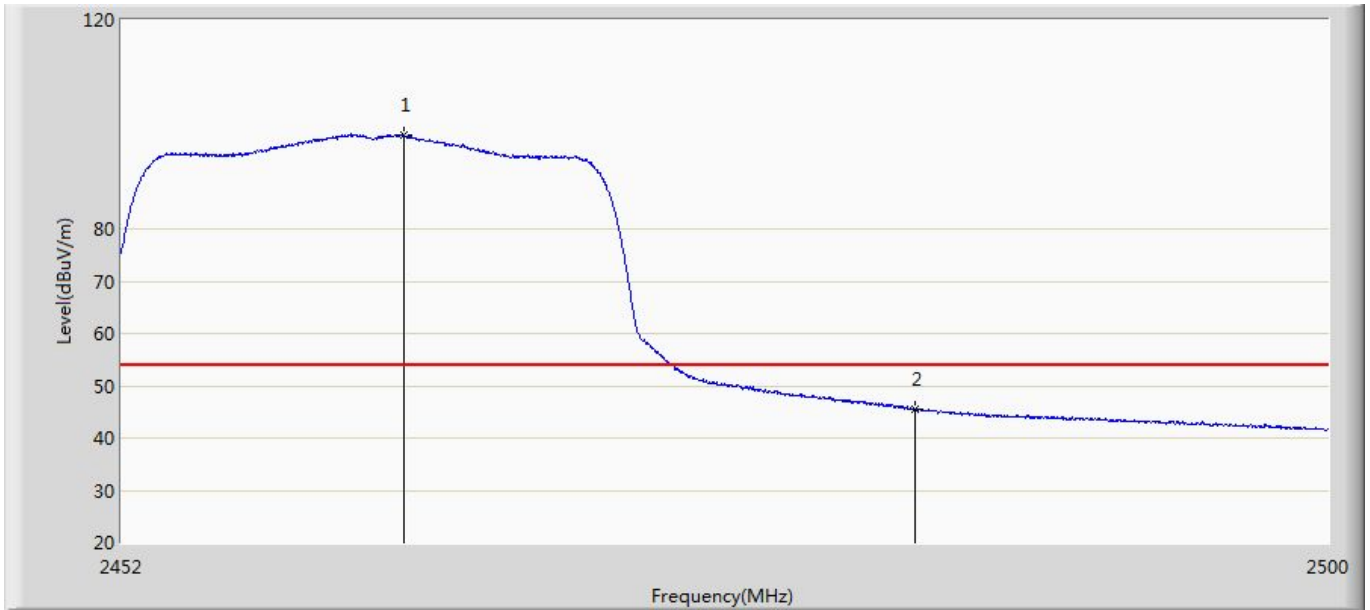
No	Mark	Frequency (MHz)	Measure Level (dBuV/m)	Reading Level (dBuV)	Over Limit (dB)	Limit (dBuV/m)	Factor (dB)	Type
1	*	2463.016	96.274	60.397	N/A	N/A	35.877	AV
2		2483.500	44.722	8.830	-9.278	54.000	35.891	AV

Engineer: Allen	
Site: AC5	Time: 2018/01/13 - 22:28
Limit: FCC_Part15.209_RE(3m)	Margin: 0
Probe: Horn_3117_00167055(1-18GHz)	Polarity: Vertical
EUT: Wireless Access point	Power: AC 120V/60Hz
Note: Mode 3:Transmit at 2462MHz by 802.11n20 Ant2	



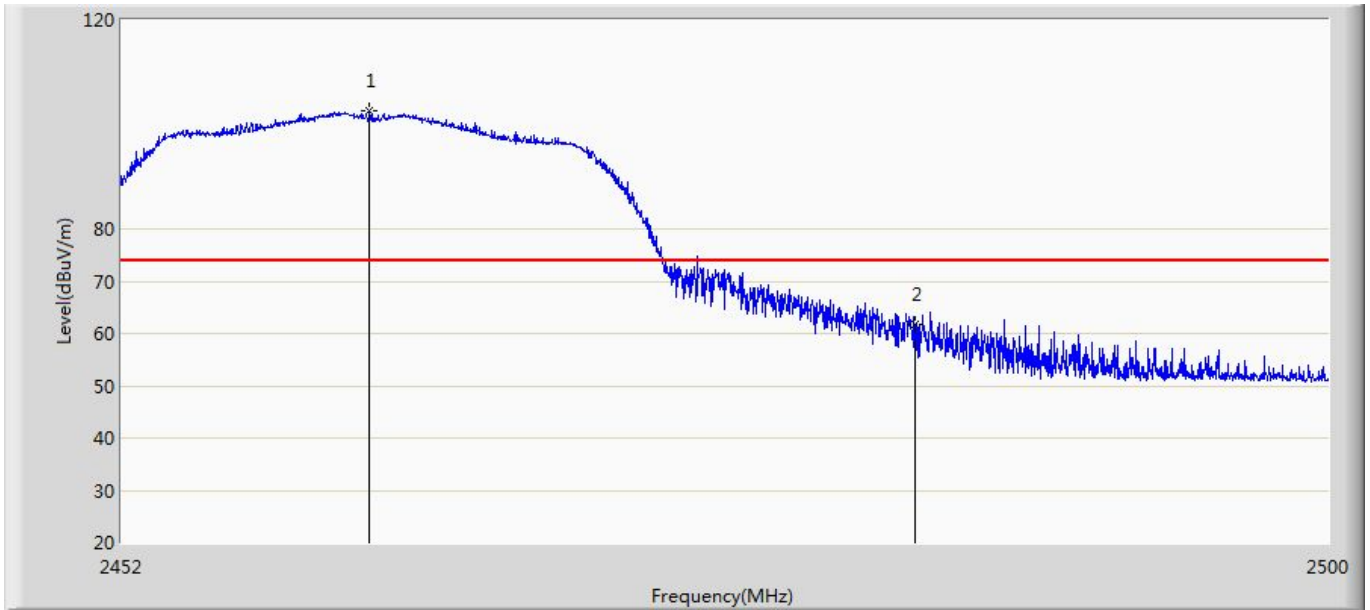
No	Mark	Frequency (MHz)	Measure Level (dBuV/m)	Reading Level (dBuV)	Over Limit (dB)	Limit (dBuV/m)	Factor (dB)	Type
1	*	2463.208	108.110	72.233	N/A	N/A	35.876	PK
2		2483.500	66.556	30.664	-7.444	74.000	35.891	PK
3		2484.088	72.725	36.829	-1.275	74.000	35.896	PK

Engineer: Allen	
Site: AC5	Time: 2018/01/13 - 22:29
Limit: FCC_Part15.209_RE(3m)	Margin: 0
Probe: Horn_3117_00167055(1-18GHz)	Polarity: Vertical
EUT: Wireless Access point	Power: AC 120V/60Hz
Note: Mode 3:Transmit at 2462MHz by 802.11n20 Ant2	



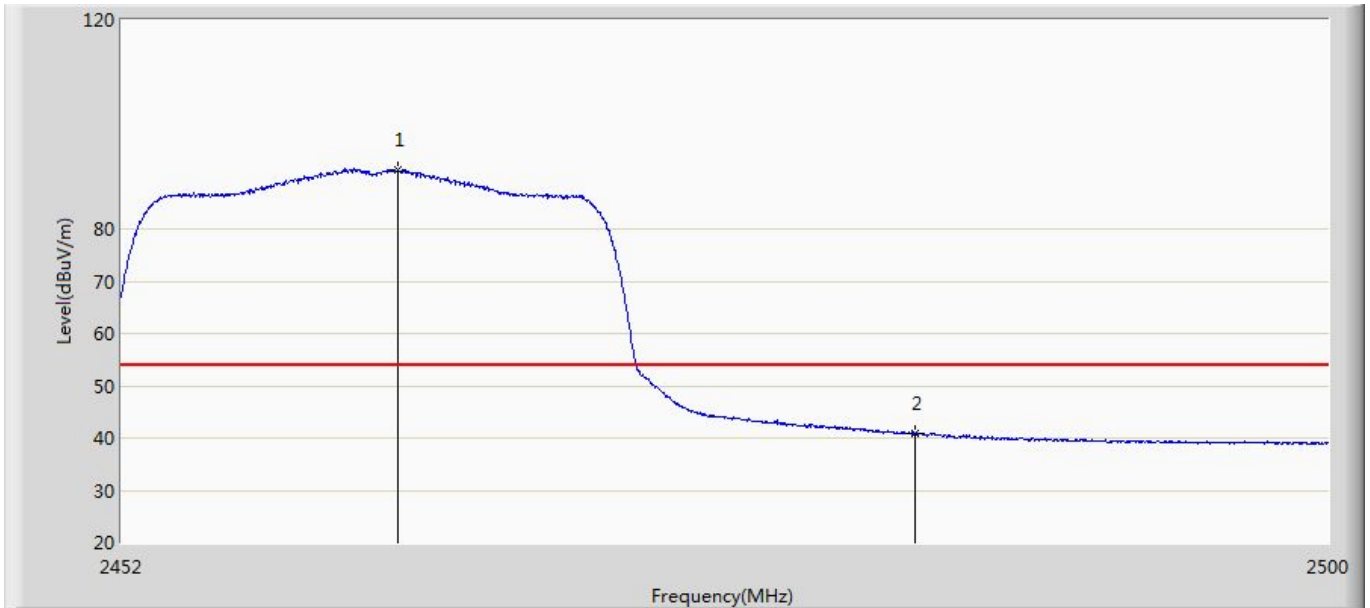
No	Mark	Frequency (MHz)	Measure Level (dBuV/m)	Reading Level (dBuV)	Over Limit (dB)	Limit (dBuV/m)	Factor (dB)	Type
1	*	2463.184	97.897	62.020	N/A	N/A	35.876	AV
2		2483.500	45.529	9.637	-8.471	54.000	35.891	AV

Engineer: Allen	
Site: AC5	Time: 2018/01/13 - 22:30
Limit: FCC_Part15.209_RE(3m)	Margin: 0
Probe: Horn_3117_00167055(1-18GHz)	Polarity: Horizontal
EUT: Wireless Access point	Power: AC 120V/60Hz
Note: Mode 3:Transmit at 2462MHz by 802.11n20 Ant2	



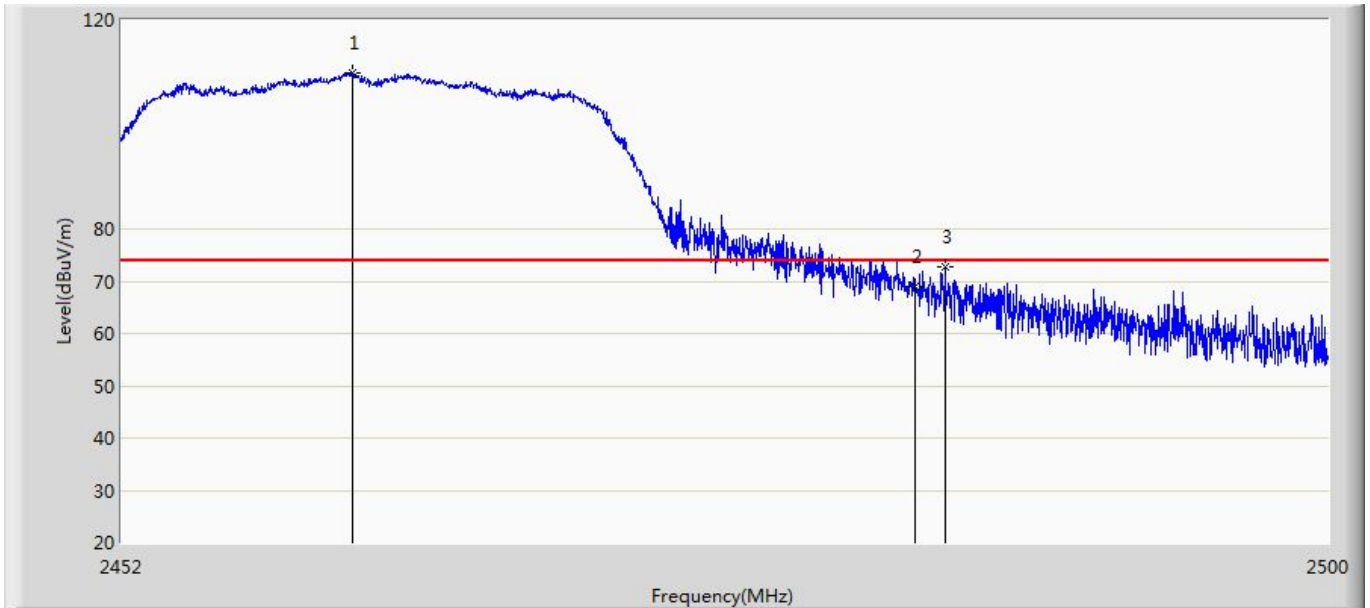
No	Mark	Frequency (MHz)	Measure Level (dBuV/m)	Reading Level (dBuV)	Over Limit (dB)	Limit (dBuV/m)	Factor (dB)	Type
1	*	2461.816	102.671	66.794	N/A	N/A	35.878	PK
2		2483.500	61.847	25.955	-12.153	74.000	35.891	PK

Engineer: Allen	
Site: AC5	Time: 2018/01/13 - 22:32
Limit: FCC_Part15.209_RE(3m)	Margin: 0
Probe: Horn_3117_00167055(1-18GHz)	Polarity: Horizontal
EUT: Wireless Access point	Power: AC 120V/60Hz
Note: Mode 3:Transmit at 2462MHz by 802.11n20 Ant2	



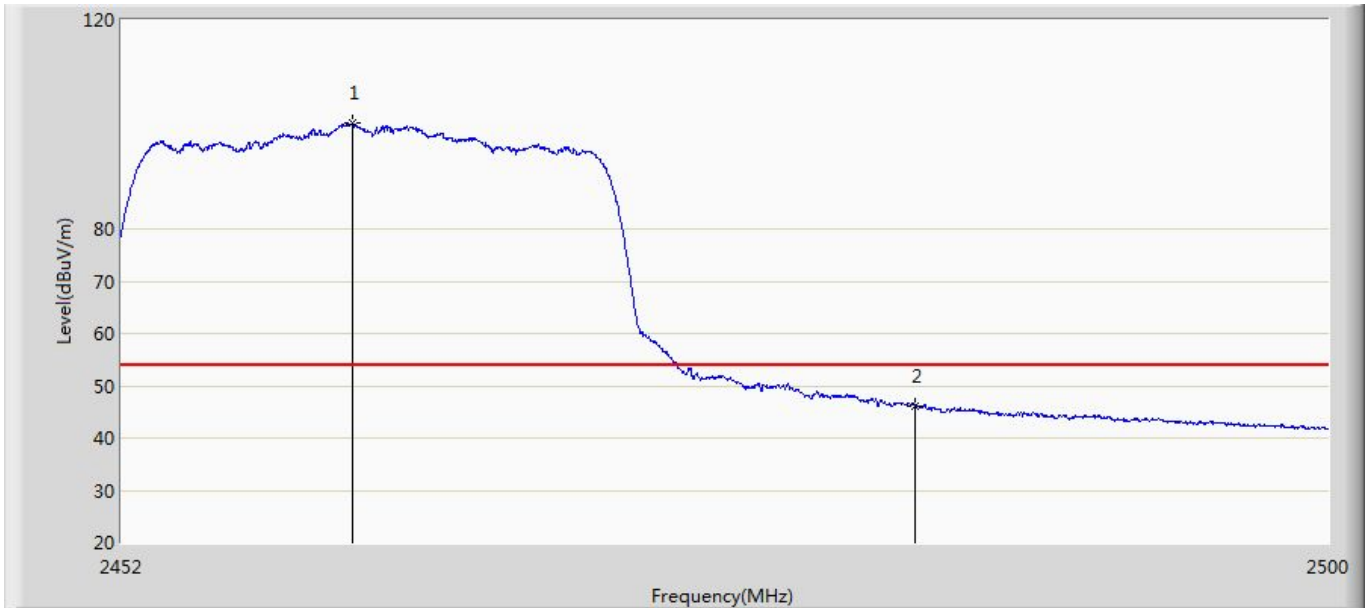
No	Mark	Frequency (MHz)	Measure Level (dBuV/m)	Reading Level (dBuV)	Over Limit (dB)	Limit (dBuV/m)	Factor (dB)	Type
1	*	2462.944	91.362	55.485	N/A	N/A	35.877	AV
2		2483.500	40.815	4.923	-13.185	54.000	35.891	AV

Engineer: Allen	
Site: AC5	Time: 2018/01/13 - 22:42
Limit: FCC_Part15.209_RE(3m)	Margin: 0
Probe: Horn_3117_00167055(1-18GHz)	Polarity: Vertical
EUT: Wireless Access point	Power: AC 120V/60Hz
Note: Mode 3:Transmit at 2462MHz by 802.11n20 Ant1+2	



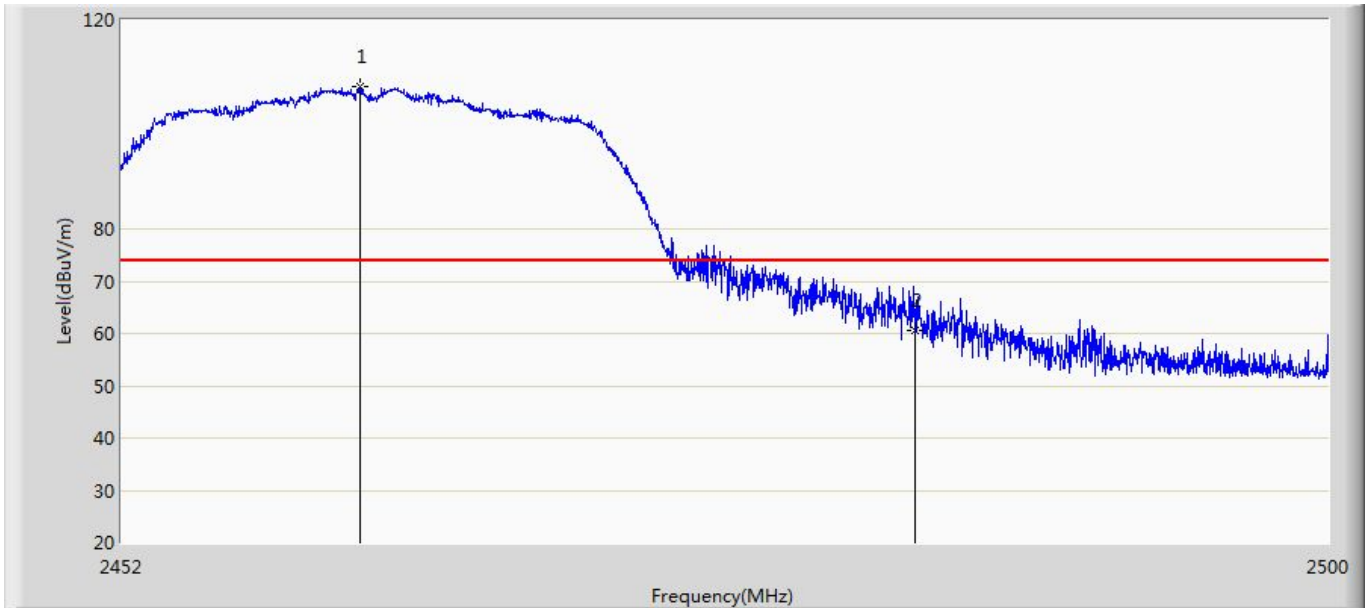
No	Mark	Frequency (MHz)	Measure Level (dBuV/m)	Reading Level (dBuV)	Over Limit (dB)	Limit (dBuV/m)	Factor (dB)	Type
1	*	2461.144	109.995	74.120	N/A	N/A	35.875	PK
2		2483.500	69.005	33.113	-4.995	74.000	35.891	PK
3		2484.664	72.800	36.900	-1.200	74.000	35.900	PK

Engineer: Allen	
Site: AC5	Time: 2018/01/13 - 22:43
Limit: FCC_Part15.209_RE(3m)	Margin: 0
Probe: Horn_3117_00167055(1-18GHz)	Polarity: Vertical
EUT: Wireless Access point	Power: AC 120V/60Hz
Note: Mode 3:Transmit at 2462MHz by 802.11n20 Ant1+2	



No	Mark	Frequency (MHz)	Measure Level (dBuV/m)	Reading Level (dBuV)	Over Limit (dB)	Limit (dBuV/m)	Factor (dB)	Type
1	*	2461.144	100.171	64.296	N/A	N/A	35.875	AV
2		2483.500	46.143	10.251	-7.857	54.000	35.891	AV

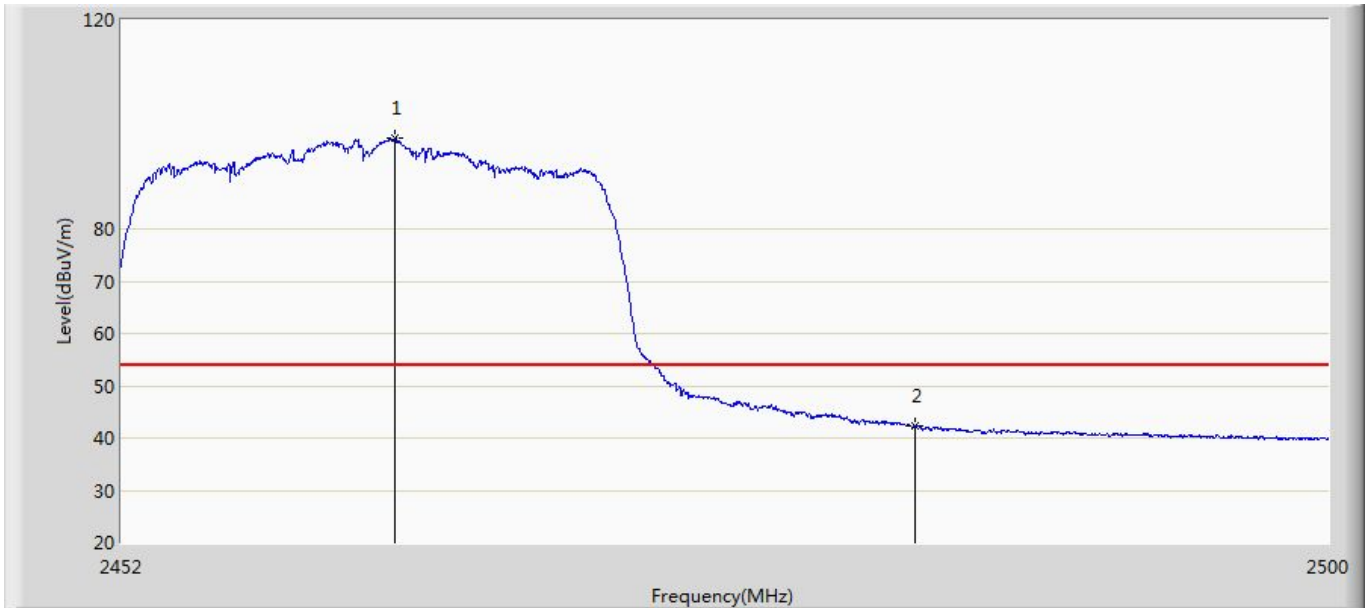
Engineer: Allen	
Site: AC5	Time: 2018/01/13 - 22:45
Limit: FCC_Part15.209_RE(3m)	Margin: 0
Probe: Horn_3117_00167055(1-18GHz)	Polarity: Horizontal
EUT: Wireless Access point	Power: AC 120V/60Hz
Note: Mode 3:Transmit at 2462MHz by 802.11n20 Ant1+2	



No	Mark	Frequency (MHz)	Measure Level (dBuV/m)	Reading Level (dBuV)	Over Limit (dB)	Limit (dBuV/m)	Factor (dB)	Type
1	*	2461.456	107.279	71.403	N/A	N/A	35.876	PK
2		2483.500	60.664	24.772	-13.336	74.000	35.891	PK

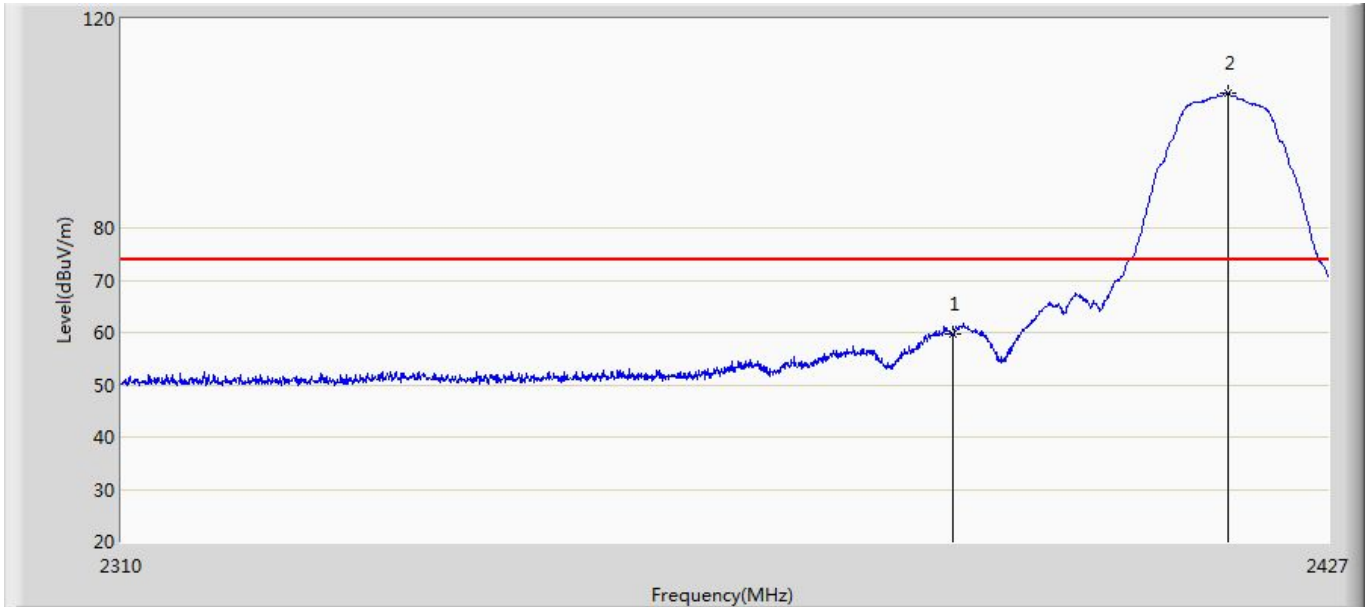


Engineer: Allen	
Site: AC5	Time: 2018/01/13 - 22:46
Limit: FCC_Part15.209_RE(3m)	Margin: 0
Probe: Horn_3117_00167055(1-18GHz)	Polarity: Horizontal
EUT: Wireless Access point	Power: AC 120V/60Hz
Note: Mode 3:Transmit at 2462MHz by 802.11n20 Ant1+2	



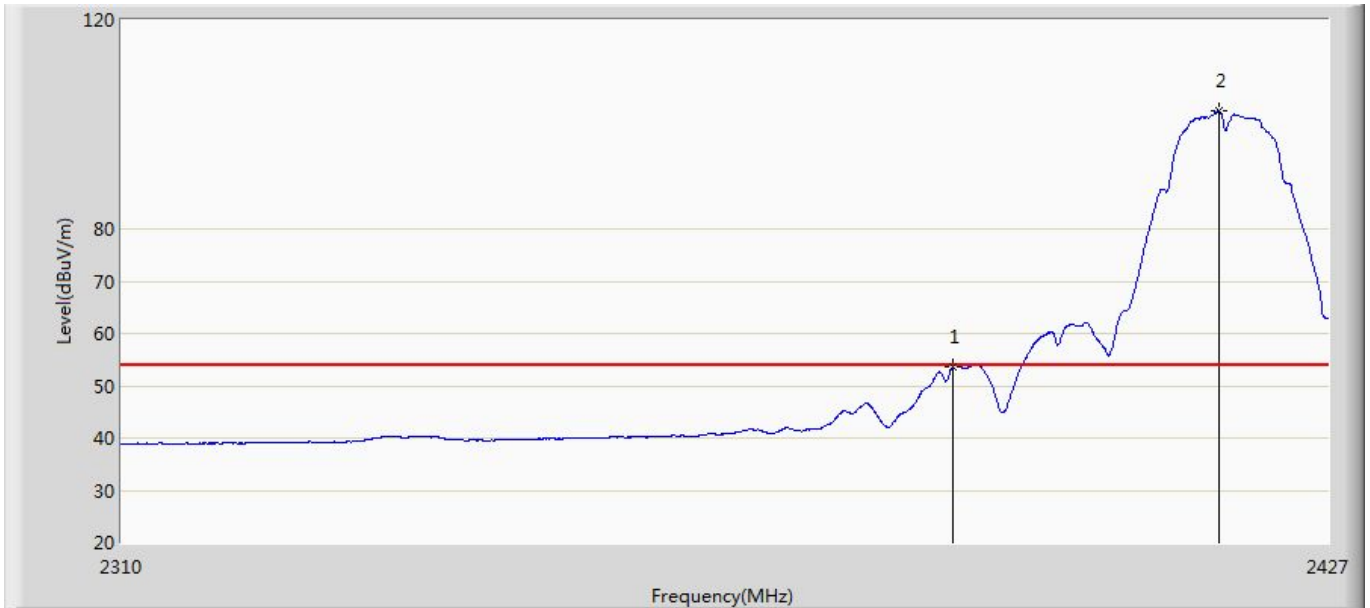
No	Mark	Frequency (MHz)	Measure Level (dBuV/m)	Reading Level (dBuV)	Over Limit (dB)	Limit (dBuV/m)	Factor (dB)	Type
1	*	2462.824	97.368	61.491	N/A	N/A	35.877	AV
2		2483.500	42.332	6.440	-11.668	54.000	35.891	AV

Engineer: allen	
Site: AC5	Time: 2018/01/17 - 15:58
Limit: FCC_Part15.209_RE(3m)	Margin: 0
Probe: Horn_3117_00167055(1-18GHz)	Polarity: Vertical
EUT: Wireless Access point	Power: AC 120V/60Hz
Note: Mode 1:Transmit at 2417MHz by 802.11b Ant1	



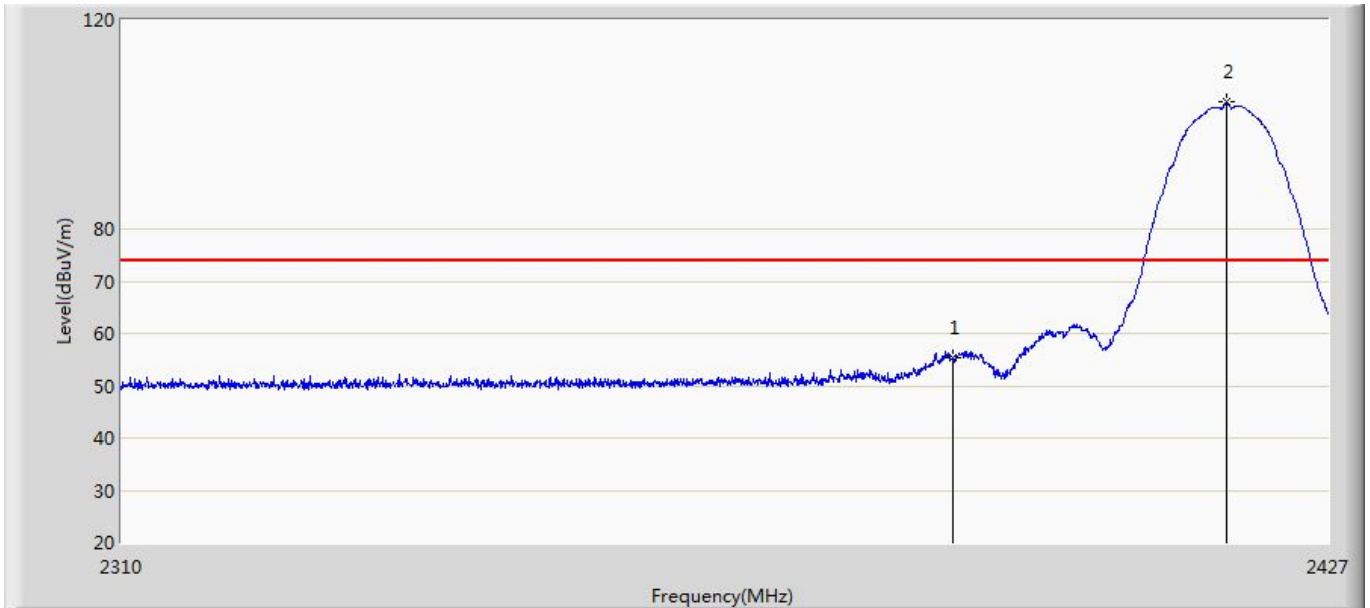
No	Mark	Frequency (MHz)	Measure Level (dBuV/m)	Reading Level (dBuV)	Over Limit (dB)	Limit (dBuV/m)	Factor (dB)	Type
1		2390.000	59.568	23.886	-14.432	74.000	35.682	PK
2	*	2417.114	105.916	70.153	N/A	N/A	35.763	PK

Engineer: allen	
Site: AC5	Time: 2018/01/17 - 16:11
Limit: FCC_Part15.209_RE(3m)	Margin: 0
Probe: Horn_3117_00167055(1-18GHz)	Polarity: Vertical
EUT: Wireless Access point	Power: AC 120V/60Hz
Note: Mode 1:Transmit at 2417MHz by 802.11b Ant1	



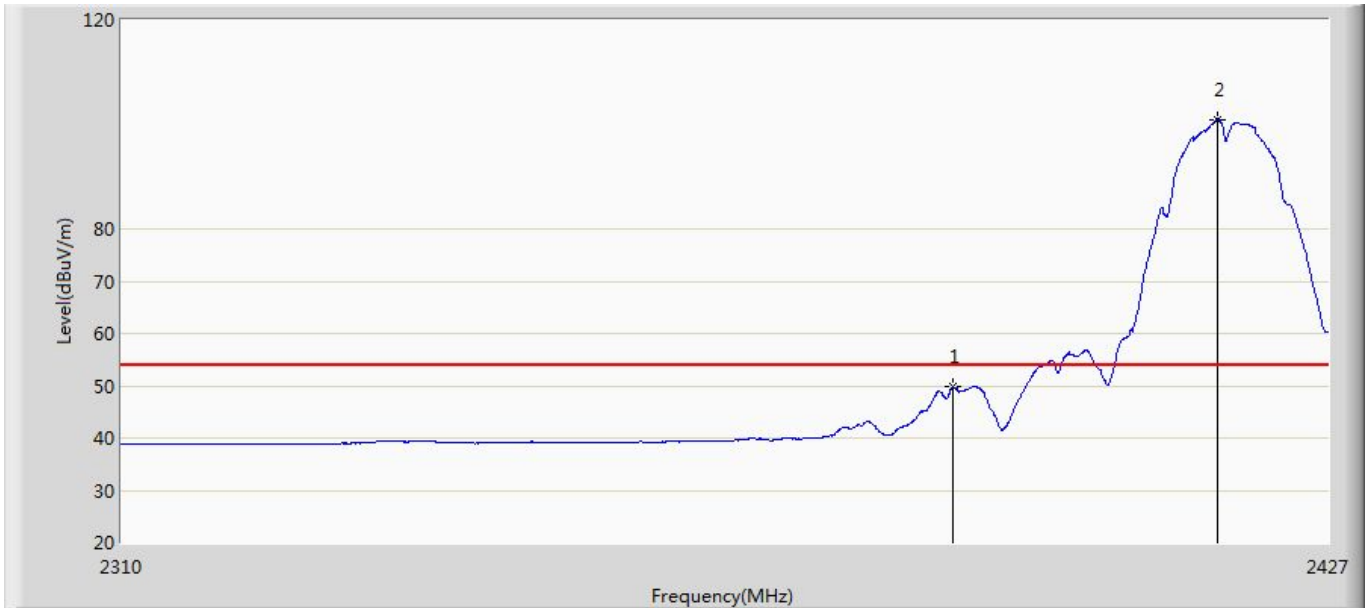
No	Mark	Frequency (MHz)	Measure Level (dBuV/m)	Reading Level (dBuV)	Over Limit (dB)	Limit (dBuV/m)	Factor (dB)	Type
1		2390.000	53.524	17.842	-0.476	54.000	35.682	AV
2	*	2416.236	102.561	66.802	N/A	N/A	35.759	AV

Engineer: allen	
Site: AC5	Time: 2018/01/17 - 16:17
Limit: FCC_Part15.209_RE(3m)	Margin: 0
Probe: Horn_3117_00167055(1-18GHz)	Polarity: Horizontal
EUT: Wireless Access point	Power: AC 120V/60Hz
Note: Mode 1:Transmit at 2417MHz by 802.11b Ant1	



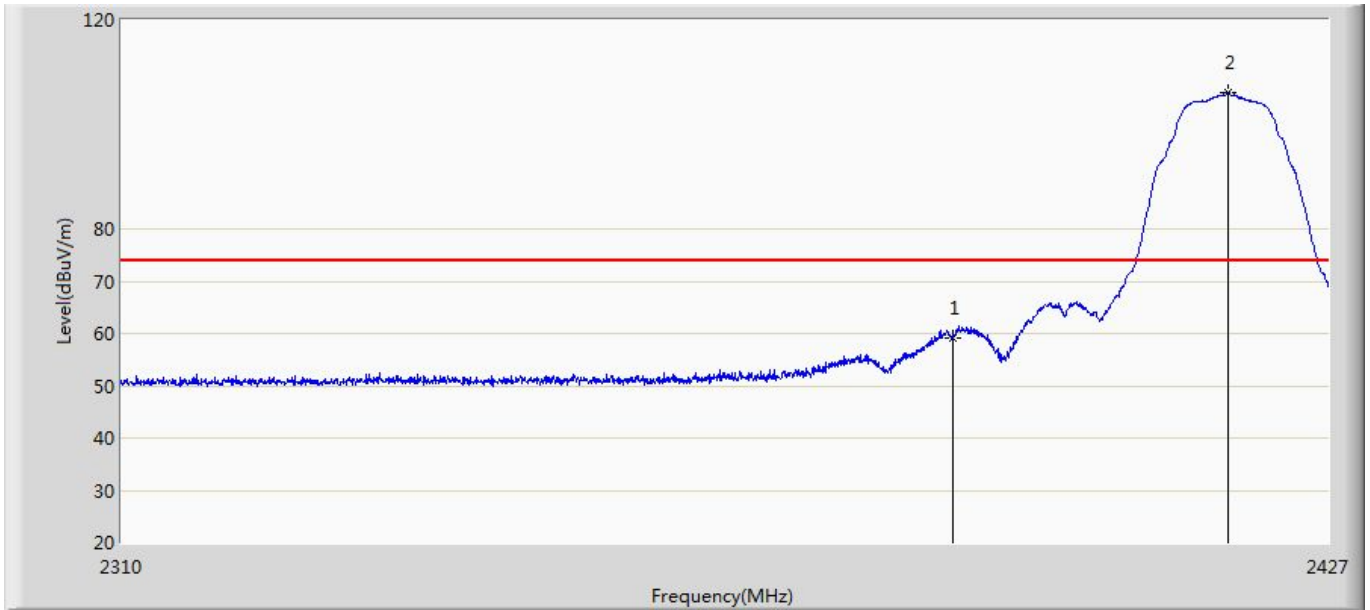
No	Mark	Frequency (MHz)	Measure Level (dBuV/m)	Reading Level (dBuV)	Over Limit (dB)	Limit (dBuV/m)	Factor (dB)	Type
1		2390.000	55.303	19.621	-18.697	74.000	35.682	PK
2	*	2416.997	104.304	68.542	N/A	N/A	35.762	PK

Engineer: allen	
Site: AC5	Time: 2018/01/17 - 16:18
Limit: FCC_Part15.209_RE(3m)	Margin: 0
Probe: Horn_3117_00167055(1-18GHz)	Polarity: Horizontal
EUT: Wireless Access point	Power: AC 120V/60Hz
Note: Mode 1:Transmit at 2417MHz by 802.11b Ant1	



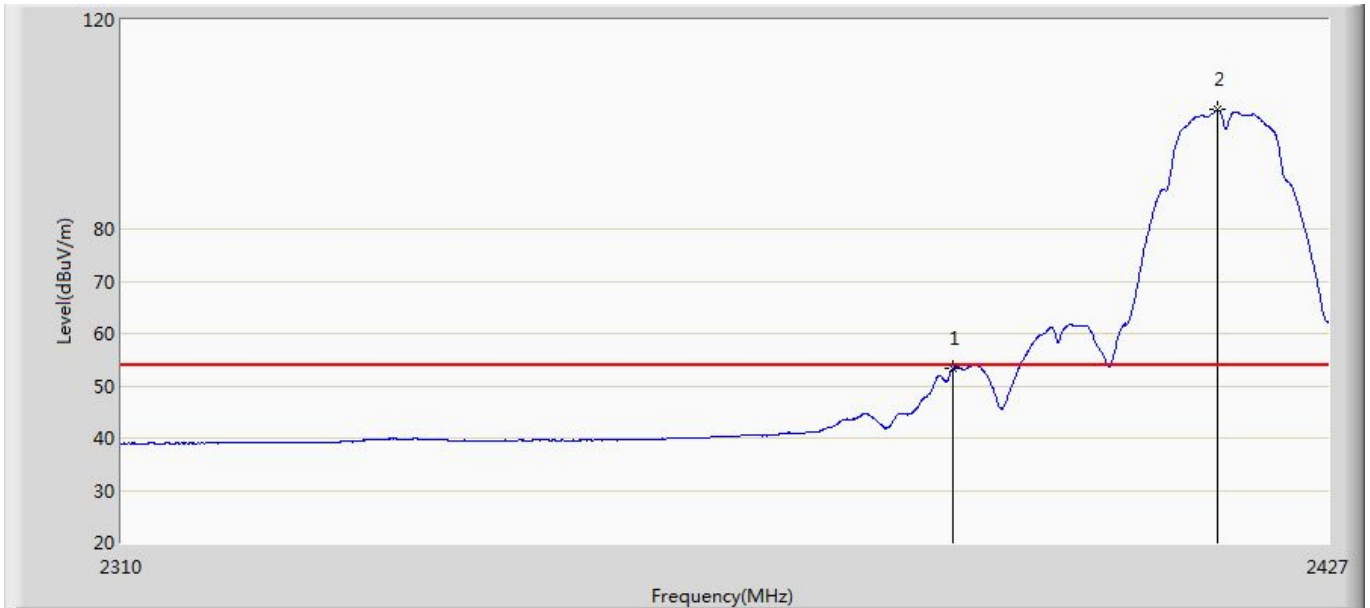
No	Mark	Frequency (MHz)	Measure Level (dBuV/m)	Reading Level (dBuV)	Over Limit (dB)	Limit (dBuV/m)	Factor (dB)	Type
1		2390.000	49.754	14.072	-4.246	54.000	35.682	AV
2	*	2416.002	100.944	65.186	N/A	N/A	35.758	AV

Engineer: allen	
Site: AC5	Time: 2018/01/17 - 16:23
Limit: FCC_Part15.209_RE(3m)	Margin: 0
Probe: Horn_3117_00167055(1-18GHz)	Polarity: Vertical
EUT: Wireless Access point	Power: AC 120V/60Hz
Note: Mode 1:Transmit at 2417MHz by 802.11b Ant2	



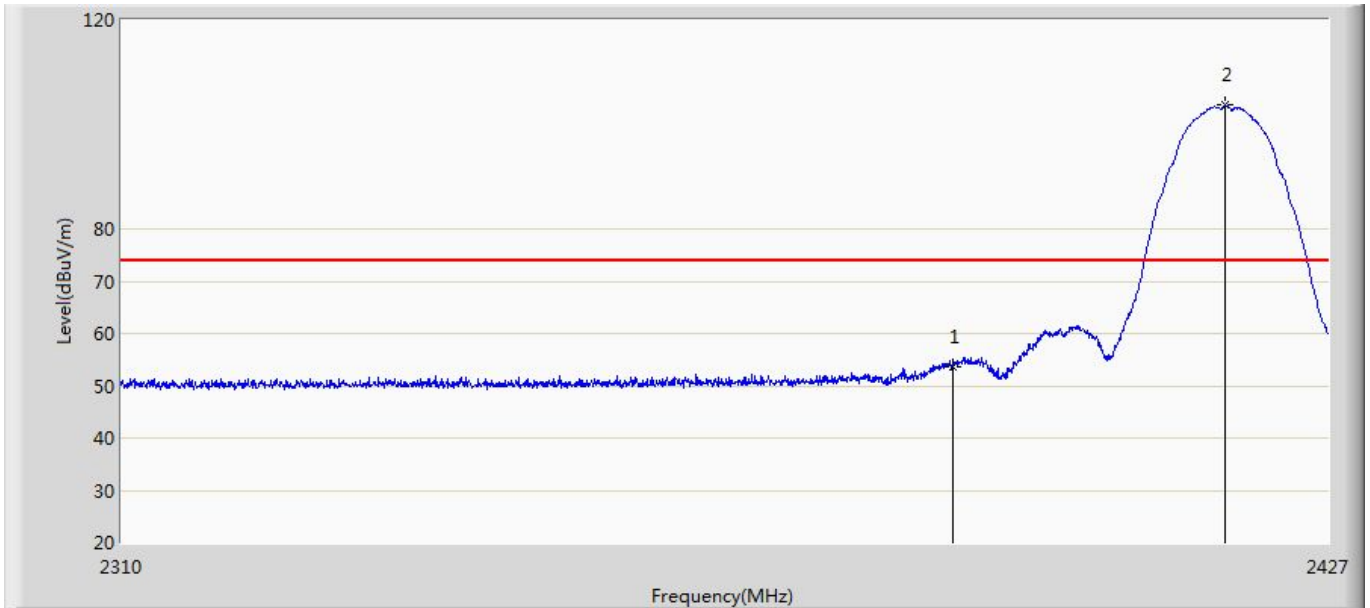
No	Mark	Frequency (MHz)	Measure Level (dBuV/m)	Reading Level (dBuV)	Over Limit (dB)	Limit (dBuV/m)	Factor (dB)	Type
1		2390.000	59.075	23.393	-14.925	74.000	35.682	PK
2	*	2417.172	106.153	70.390	N/A	N/A	35.763	PK

Engineer: allen	
Site: AC5	Time: 2018/01/17 - 16:29
Limit: FCC_Part15.209_RE(3m)	Margin: 0
Probe: Horn_3117_00167055(1-18GHz)	Polarity: Vertical
EUT: Wireless Access point	Power: AC 120V/60Hz
Note: Mode 1:Transmit at 2417MHz by 802.11b Ant2	



No	Mark	Frequency (MHz)	Measure Level (dBuV/m)	Reading Level (dBuV)	Over Limit (dB)	Limit (dBuV/m)	Factor (dB)	Type
1		2390.000	53.240	17.558	-0.760	54.000	35.682	AV
2	*	2416.002	102.809	67.051	N/A	N/A	35.758	AV

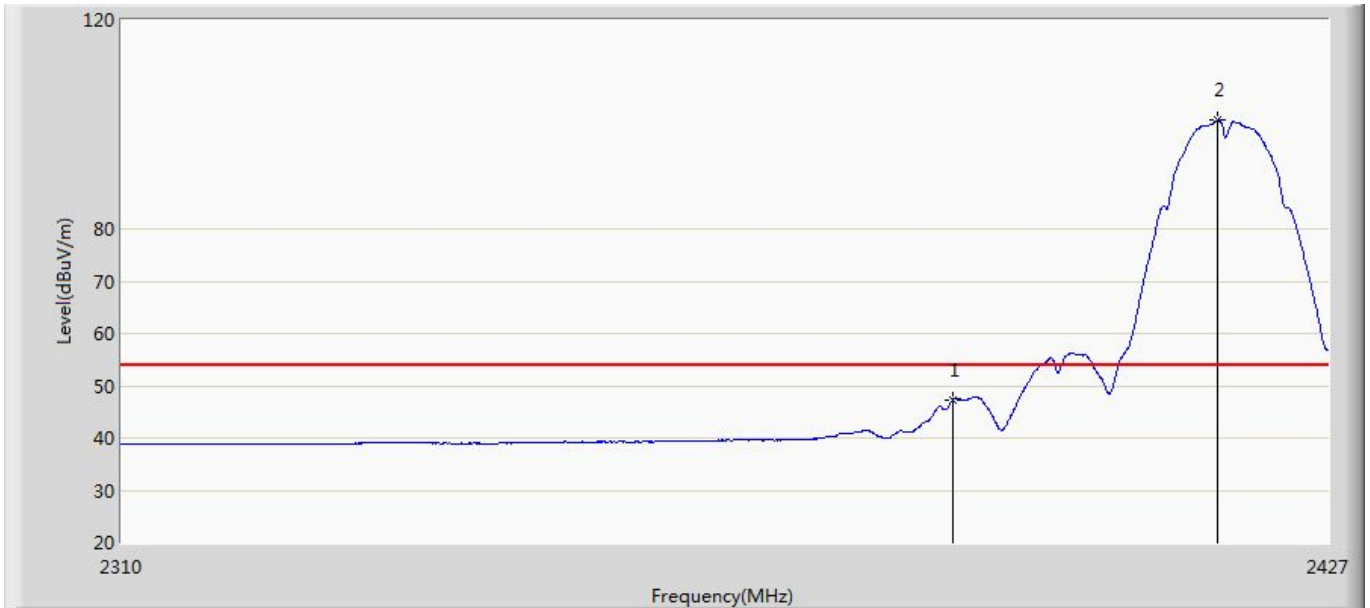
Engineer: allen	
Site: AC5	Time: 2018/01/17 - 16:33
Limit: FCC_Part15.209_RE(3m)	Margin: 0
Probe: Horn_3117_00167055(1-18GHz)	Polarity: Horizontal
EUT: Wireless Access point	Power: AC 120V/60Hz
Note: Mode 1:Transmit at 2417MHz by 802.11b Ant2	



No	Mark	Frequency (MHz)	Measure Level (dBuV/m)	Reading Level (dBuV)	Over Limit (dB)	Limit (dBuV/m)	Factor (dB)	Type
1		2390.000	53.734	18.052	-20.266	74.000	35.682	PK
2	*	2416.821	103.829	68.067	N/A	N/A	35.761	PK

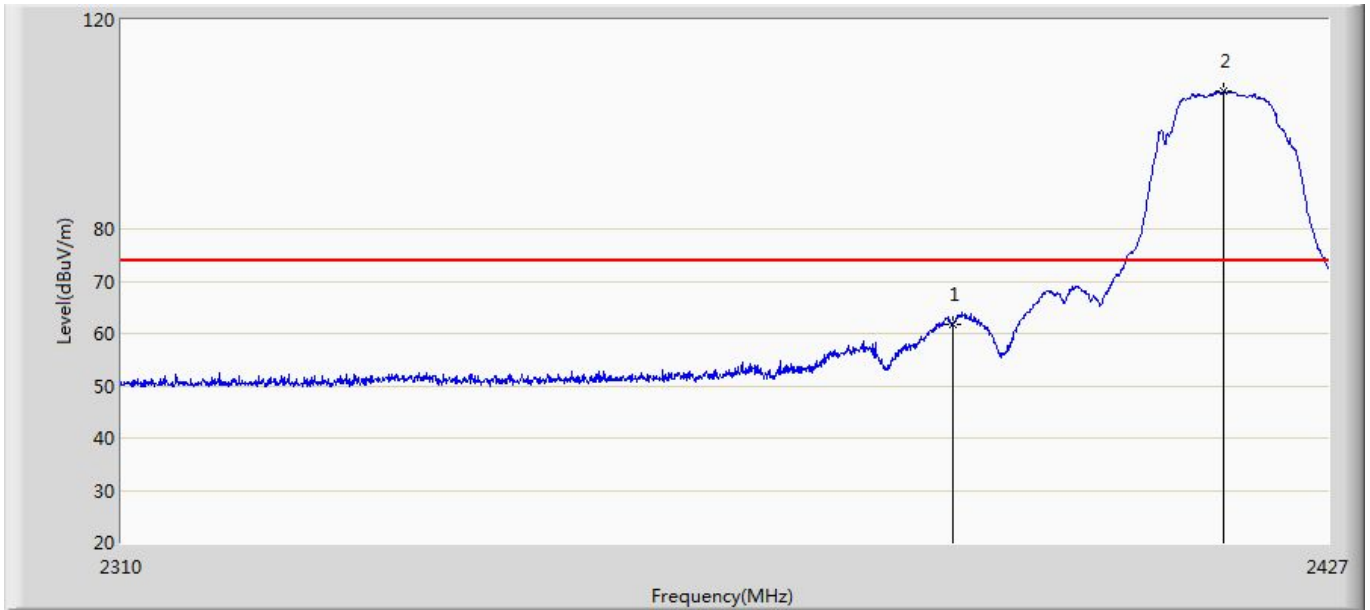


Engineer: allen	
Site: AC5	Time: 2018/01/17 - 16:35
Limit: FCC_Part15.209_RE(3m)	Margin: 0
Probe: Horn_3117_00167055(1-18GHz)	Polarity: Horizontal
EUT: Wireless Access point	Power: AC 120V/60Hz
Note: Mode 1:Transmit at 2417MHz by 802.11b Ant2	



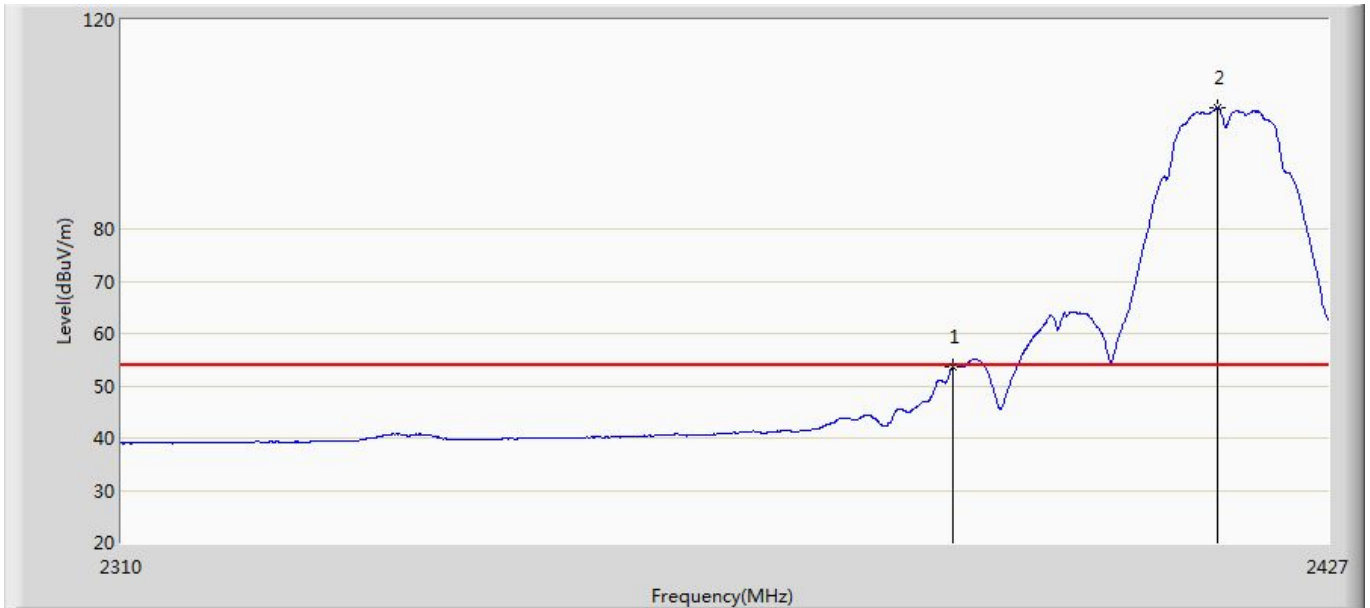
No	Mark	Frequency (MHz)	Measure Level (dBuV/m)	Reading Level (dBuV)	Over Limit (dB)	Limit (dBuV/m)	Factor (dB)	Type
1		2390.000	47.181	11.499	-6.819	54.000	35.682	AV
2	*	2416.119	100.935	65.176	N/A	N/A	35.758	AV

Engineer: allen	
Site: AC5	Time: 2018/01/17 - 16:36
Limit: FCC_Part15.209_RE(3m)	Margin: 0
Probe: Horn_3117_00167055(1-18GHz)	Polarity: Vertical
EUT: Wireless Access point	Power: AC 120V/60Hz
Note: Mode 1:Transmit at 2417MHz by 802.11b Ant1+2	



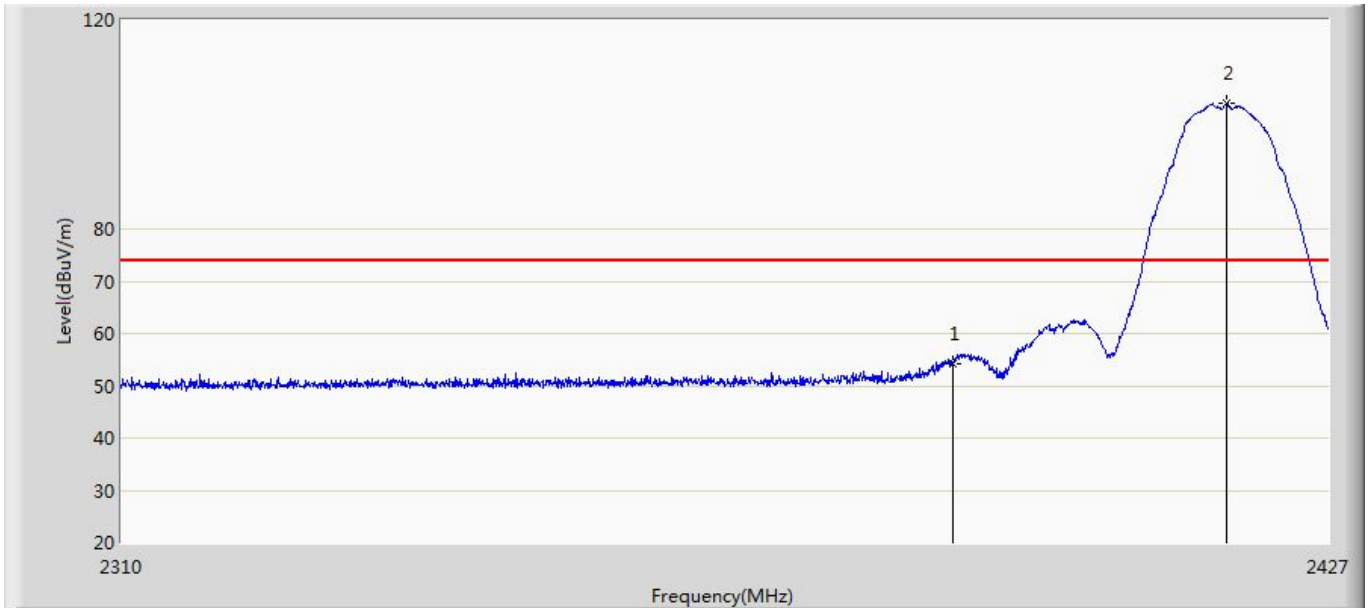
No	Mark	Frequency (MHz)	Measure Level (dBuV/m)	Reading Level (dBuV)	Over Limit (dB)	Limit (dBuV/m)	Factor (dB)	Type
1		2390.000	61.615	25.933	-12.385	74.000	35.682	PK
2	*	2416.704	106.267	70.506	N/A	N/A	35.761	PK

Engineer: allen	
Site: AC5	Time: 2018/01/17 - 16:41
Limit: FCC_Part15.209_RE(3m)	Margin: 0
Probe: Horn_3117_00167055(1-18GHz)	Polarity: Vertical
EUT: Wireless Access point	Power: AC 120V/60Hz
Note: Mode 1:Transmit at 2417MHz by 802.11b Ant1+2	



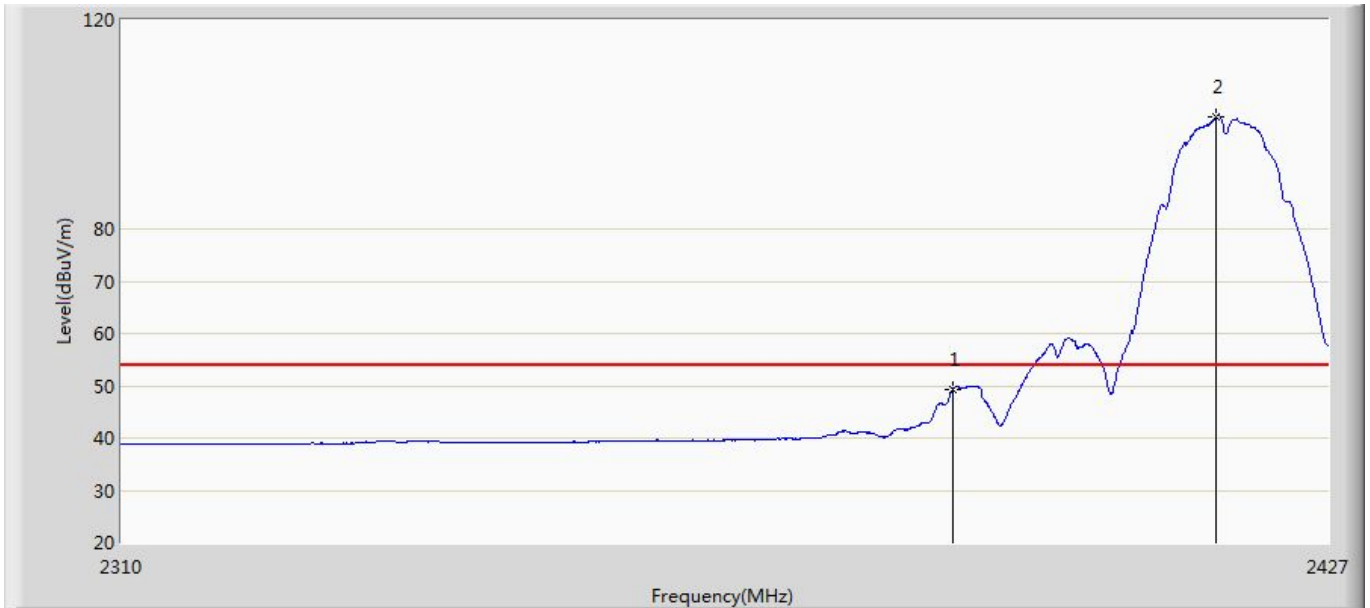
No	Mark	Frequency (MHz)	Measure Level (dBuV/m)	Reading Level (dBuV)	Over Limit (dB)	Limit (dBuV/m)	Factor (dB)	Type
1		2390.000	53.697	18.015	-0.303	54.000	35.682	AV
2	*	2416.061	103.124	67.366	N/A	N/A	35.758	AV

Engineer: allen	
Site: AC5	Time: 2018/01/17 - 16:48
Limit: FCC_Part15.209_RE(3m)	Margin: 0
Probe: Horn_3117_00167055(1-18GHz)	Polarity: Horizontal
EUT: Wireless Access point	Power: AC 120V/60Hz
Note: Mode 1:Transmit at 2417MHz by 802.11b Ant1+2	



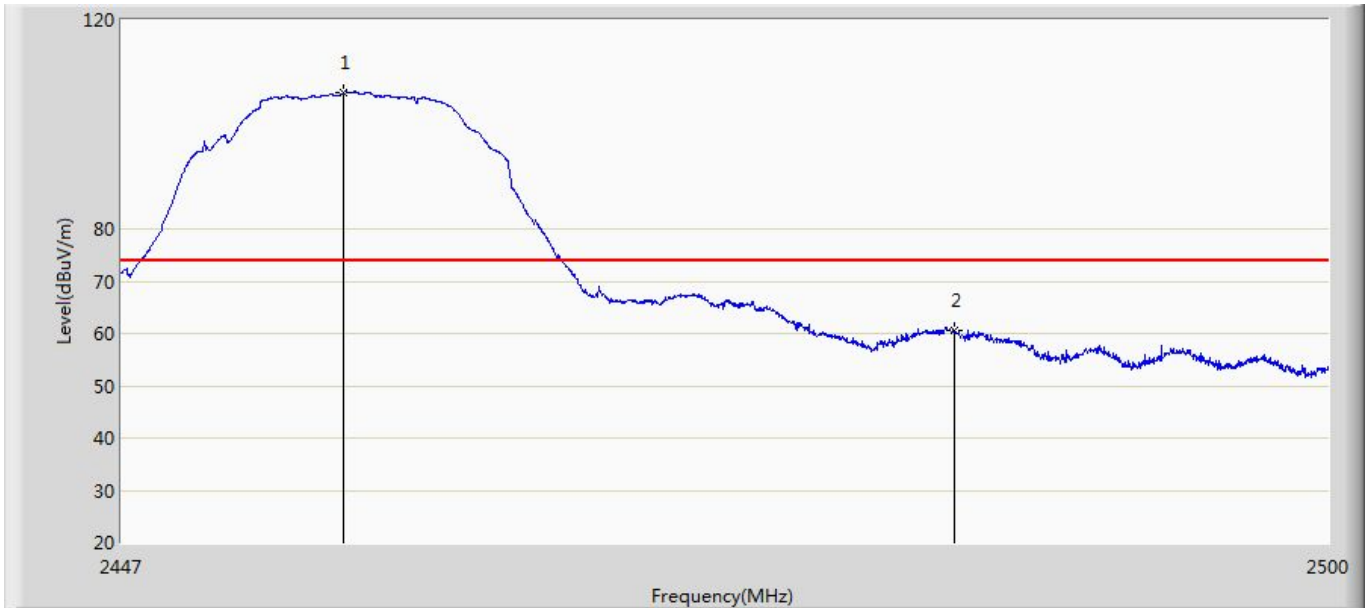
No	Mark	Frequency (MHz)	Measure Level (dBuV/m)	Reading Level (dBuV)	Over Limit (dB)	Limit (dBuV/m)	Factor (dB)	Type
1		2390.000	54.146	18.464	-19.854	74.000	35.682	PK
2	*	2416.879	104.031	68.269	N/A	N/A	35.762	PK

Engineer: allen	
Site: AC5	Time: 2018/01/17 - 16:50
Limit: FCC_Part15.209_RE(3m)	Margin: 0
Probe: Horn_3117_00167055(1-18GHz)	Polarity: Horizontal
EUT: Wireless Access point	Power: AC 120V/60Hz
Note: Mode 1:Transmit at 2417MHz by 802.11b Ant1+2	



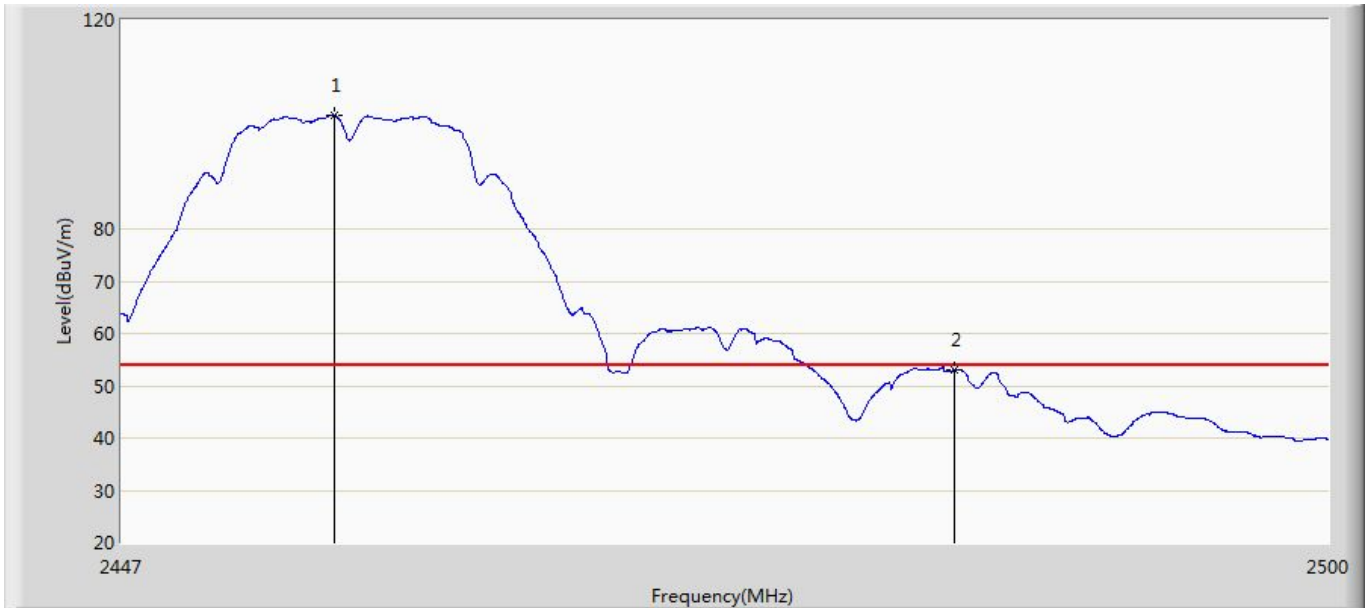
No	Mark	Frequency (MHz)	Measure Level (dBuV/m)	Reading Level (dBuV)	Over Limit (dB)	Limit (dBuV/m)	Factor (dB)	Type
1		2390.000	49.297	13.615	-4.703	54.000	35.682	AV
2	*	2415.944	101.524	65.766	N/A	N/A	35.758	AV

Engineer: allen	
Site: AC5	Time: 2018/01/17 - 16:54
Limit: FCC_Part15.209_RE(3m)	Margin: 0
Probe: Horn_3117_00167055(1-18GHz)	Polarity: Vertical
EUT: Wireless Access point	Power: AC 120V/60Hz
Note: Mode 1:Transmit at 2457MHz by 802.11b Ant1+2	



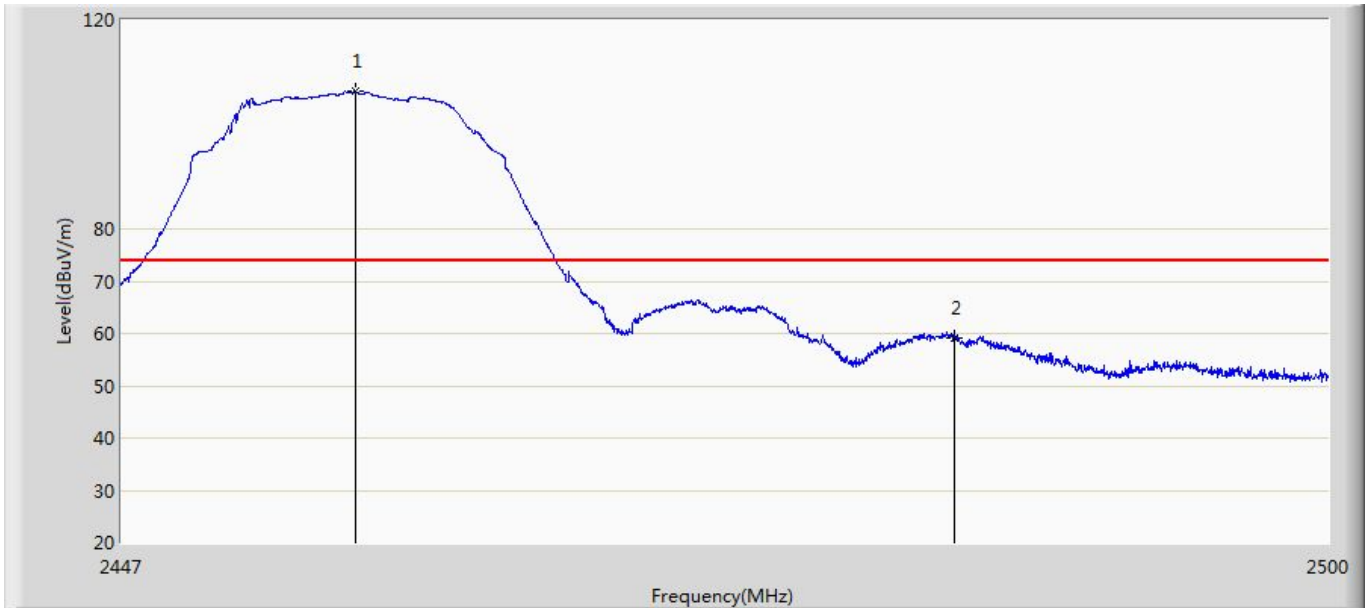
No	Mark	Frequency (MHz)	Measure Level (dBuV/m)	Reading Level (dBuV)	Over Limit (dB)	Limit (dBuV/m)	Factor (dB)	Type
1	*	2456.699	106.187	70.332	N/A	N/A	35.855	PK
2		2483.500	60.439	24.547	-13.561	74.000	35.891	PK

Engineer: allen	
Site: AC5	Time: 2018/01/17 - 16:58
Limit: FCC_Part15.209_RE(3m)	Margin: 0
Probe: Horn_3117_00167055(1-18GHz)	Polarity: Vertical
EUT: Wireless Access point	Power: AC 120V/60Hz
Note: Mode 1:Transmit at 2457MHz by 802.11b Ant1+2	



No	Mark	Frequency (MHz)	Measure Level (dBuV/m)	Reading Level (dBuV)	Over Limit (dB)	Limit (dBuV/m)	Factor (dB)	Type
1	*	2456.275	101.776	65.923	N/A	N/A	35.853	AV
2		2483.500	52.942	17.050	-1.058	54.000	35.891	AV

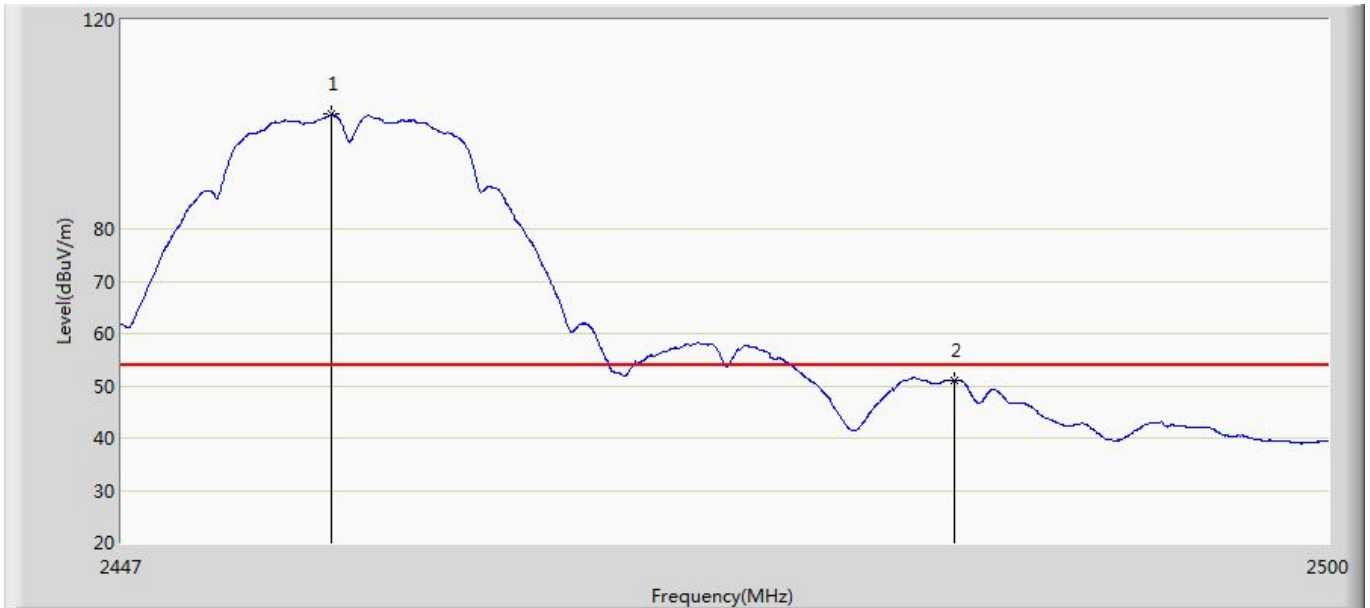
Engineer: allen	
Site: AC5	Time: 2018/01/17 - 17:03
Limit: FCC_Part15.209_RE(3m)	Margin: 0
Probe: Horn_3117_00167055(1-18GHz)	Polarity: Horizontal
EUT: Wireless Access point	Power: AC 120V/60Hz
Note: Mode 1:Transmit at 2457MHz by 802.11b Ant1+2	



No	Mark	Frequency (MHz)	Measure Level (dBuV/m)	Reading Level (dBuV)	Over Limit (dB)	Limit (dBuV/m)	Factor (dB)	Type
1	*	2457.176	106.317	70.460	N/A	N/A	35.857	PK
2		2483.500	59.085	23.193	-14.915	74.000	35.891	PK

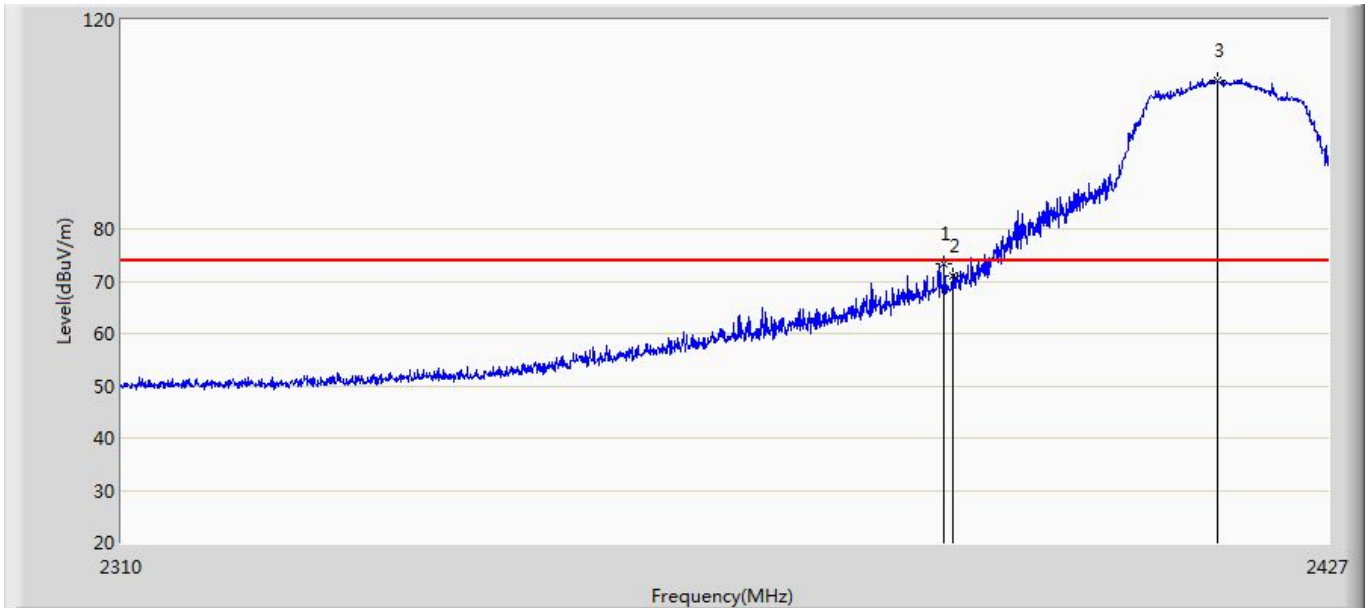


Engineer: allen	
Site: AC5	Time: 2018/01/17 - 17:04
Limit: FCC_Part15.209_RE(3m)	Margin: 0
Probe: Horn_3117_00167055(1-18GHz)	Polarity: Horizontal
EUT: Wireless Access point	Power: AC 120V/60Hz
Note: Mode 1:Transmit at 2457MHz by 802.11b Ant1+2	



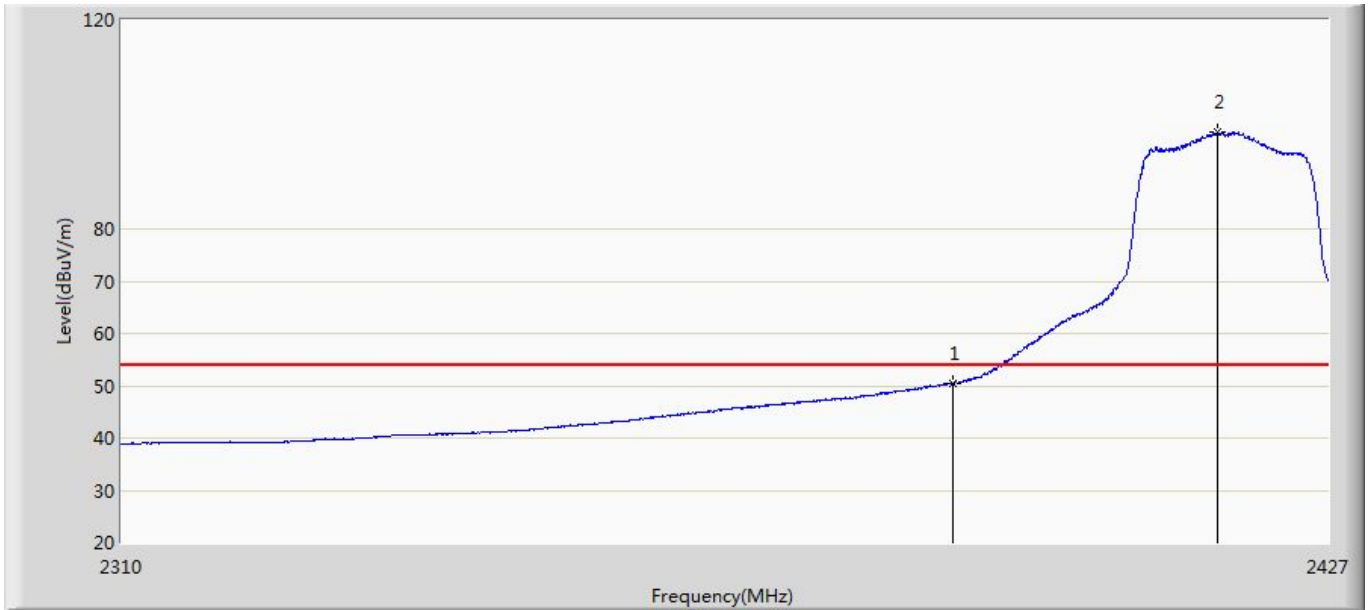
No	Mark	Frequency (MHz)	Measure Level (dBuV/m)	Reading Level (dBuV)	Over Limit (dB)	Limit (dBuV/m)	Factor (dB)	Type
1	*	2456.169	101.914	66.061	N/A	N/A	35.853	AV
2		2483.500	51.049	15.157	-2.951	54.000	35.891	AV

Engineer: allen	
Site: AC5	Time: 2018/01/17 - 17:07
Limit: FCC_Part15.209_RE(3m)	Margin: 0
Probe: Horn_3117_00167055(1-18GHz)	Polarity: Vertical
EUT: Wireless Access point	Power: AC 120V/60Hz
Note: Mode 2:Transmit at 2417MHz by 802.11g Ant1	



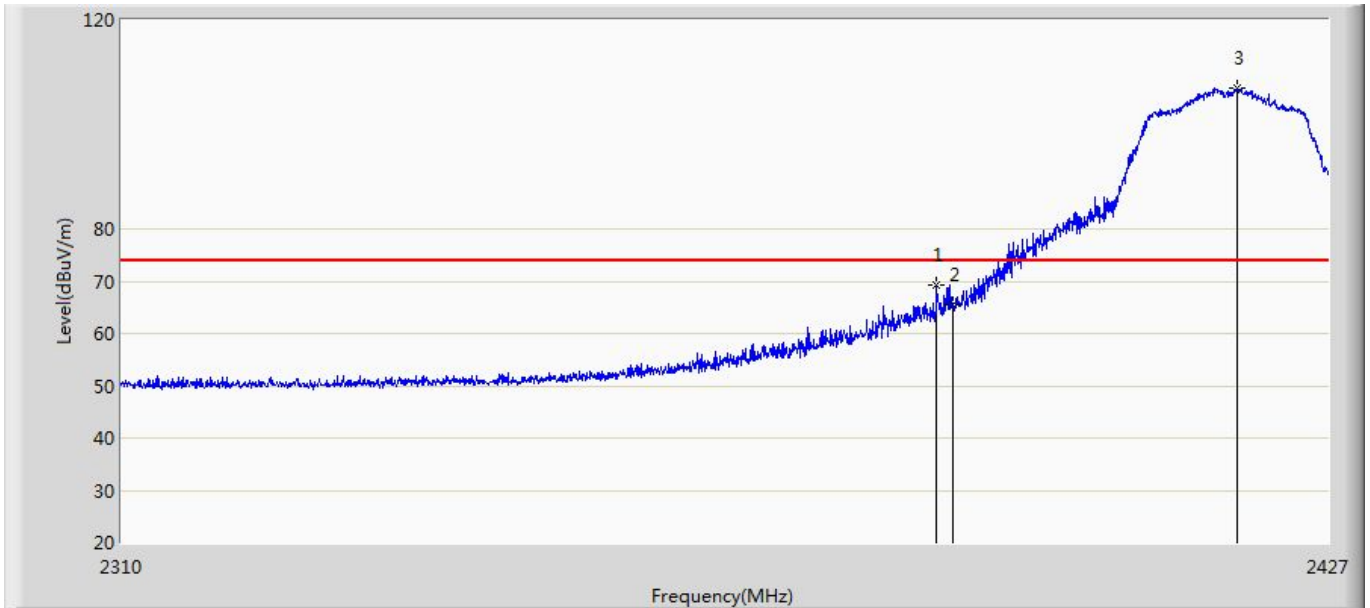
No	Mark	Frequency (MHz)	Measure Level (dBuV/m)	Reading Level (dBuV)	Over Limit (dB)	Limit (dBuV/m)	Factor (dB)	Type
1		2389.150	73.280	37.600	-0.720	74.000	35.680	PK
2		2390.000	71.130	35.448	-2.870	74.000	35.682	PK
3	*	2416.061	108.529	72.771	N/A	N/A	35.758	PK

Engineer: allen	
Site: AC5	Time: 2018/01/17 - 17:23
Limit: FCC_Part15.209_RE(3m)	Margin: 0
Probe: Horn_3117_00167055(1-18GHz)	Polarity: Vertical
EUT: Wireless Access point	Power: AC 120V/60Hz
Note: Mode 2:Transmit at 2417MHz by 802.11g Ant1	



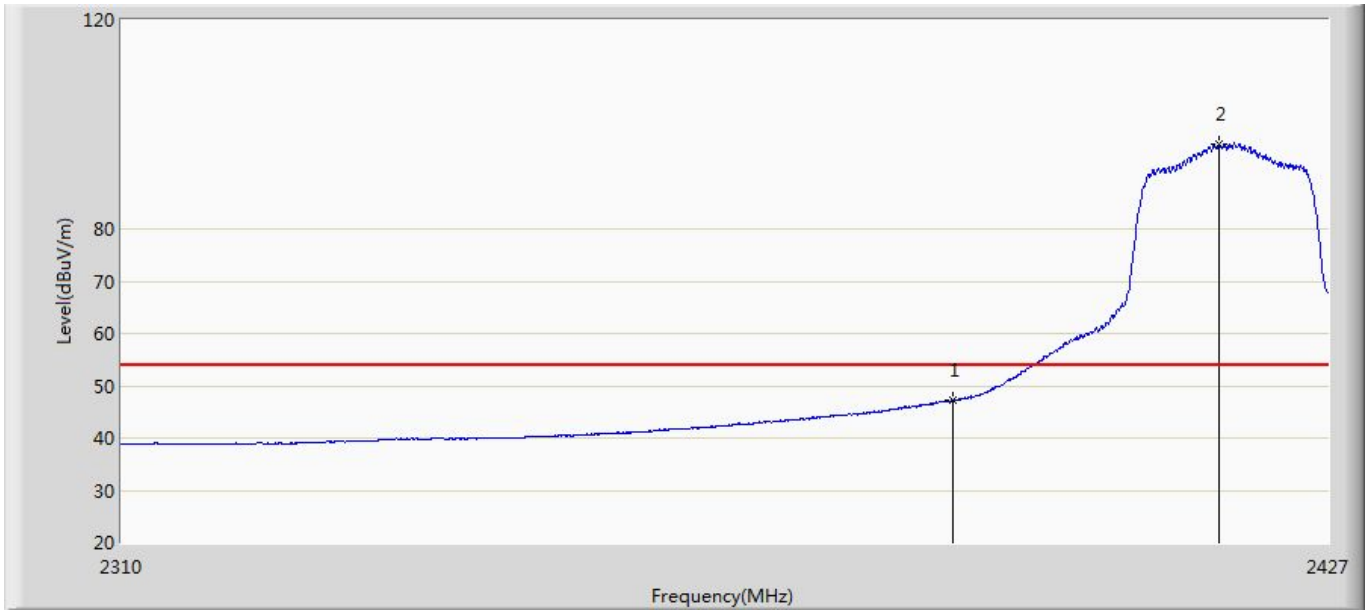
No	Mark	Frequency (MHz)	Measure Level (dBuV/m)	Reading Level (dBuV)	Over Limit (dB)	Limit (dBuV/m)	Factor (dB)	Type
1		2390.000	50.387	14.705	-3.613	54.000	35.682	AV
2	*	2416.002	98.427	62.669	N/A	N/A	35.758	AV

Engineer: allen	
Site: AC5	Time: 2018/01/17 - 17:25
Limit: FCC_Part15.209_RE(3m)	Margin: 0
Probe: Horn_3117_00167055(1-18GHz)	Polarity: Horizontal
EUT: Wireless Access point	Power: AC 120V/60Hz
Note: Mode 2:Transmit at 2417MHz by 802.11g Ant1	



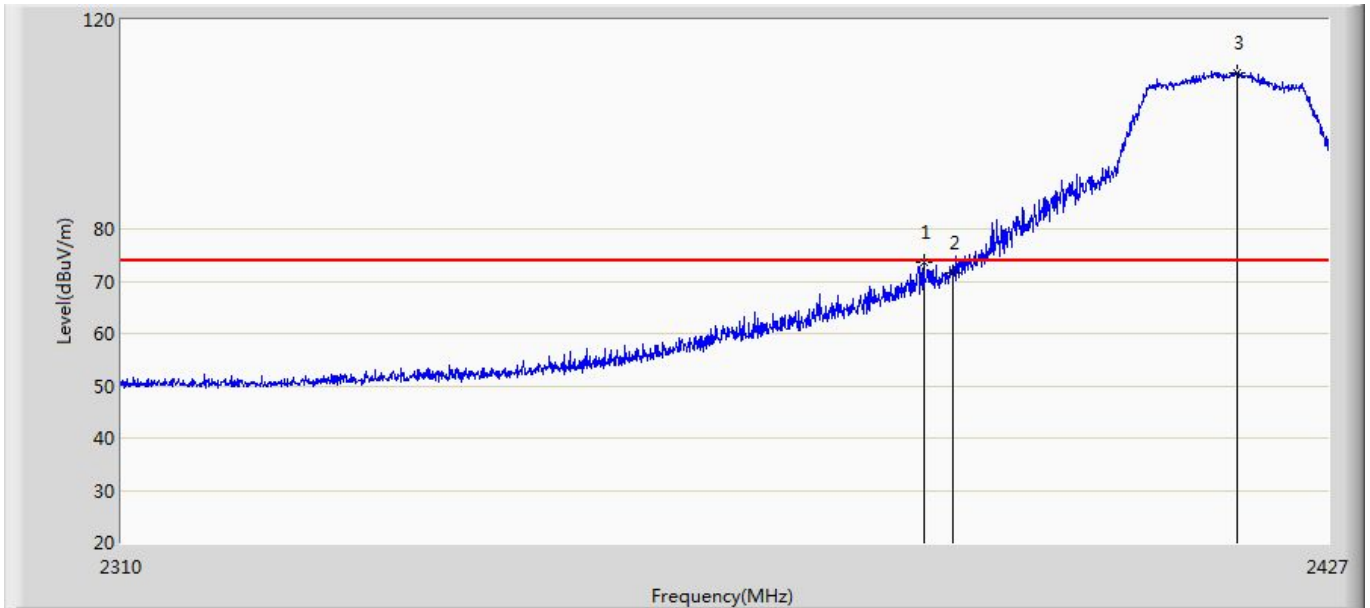
No	Mark	Frequency (MHz)	Measure Level (dBuV/m)	Reading Level (dBuV)	Over Limit (dB)	Limit (dBuV/m)	Factor (dB)	Type
1		2388.448	69.245	33.567	-4.755	74.000	35.678	PK
2		2390.000	65.478	29.796	-8.522	74.000	35.682	PK
3	*	2417.991	106.892	71.125	N/A	N/A	35.767	PK

Engineer: allen	
Site: AC5	Time: 2018/01/17 - 17:26
Limit: FCC_Part15.209_RE(3m)	Margin: 0
Probe: Horn_3117_00167055(1-18GHz)	Polarity: Horizontal
EUT: Wireless Access point	Power: AC 120V/60Hz
Note: Mode 2:Transmit at 2417MHz by 802.11g Ant1	



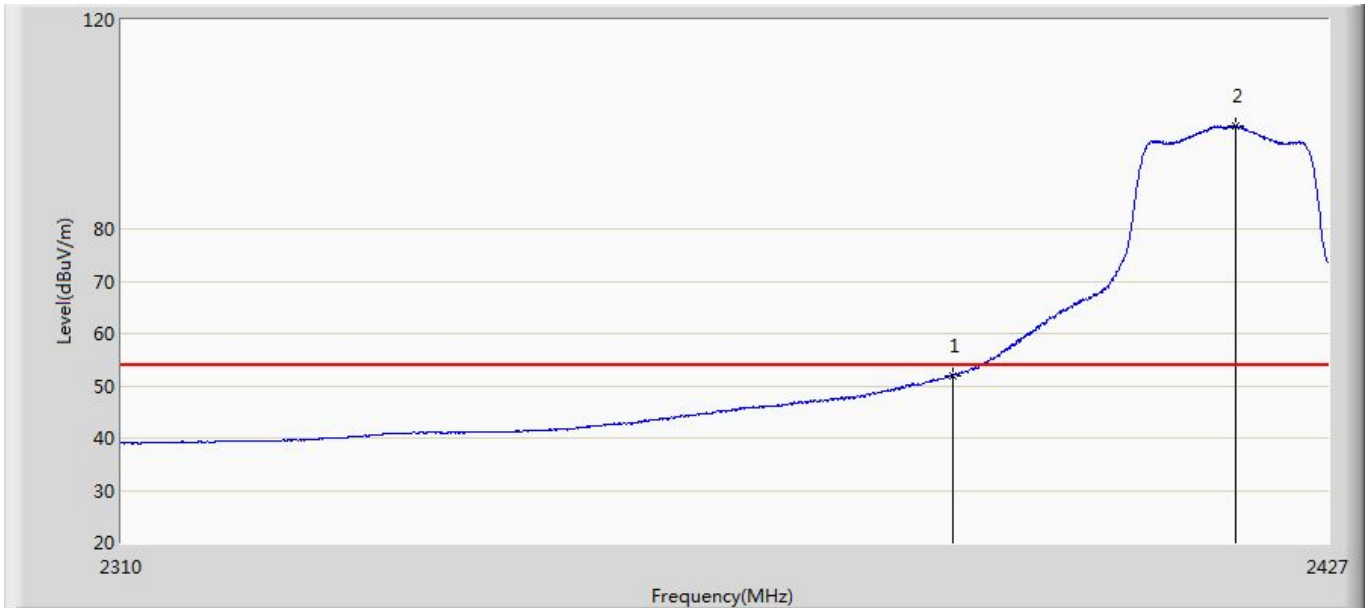
No	Mark	Frequency (MHz)	Measure Level (dBuV/m)	Reading Level (dBuV)	Over Limit (dB)	Limit (dBuV/m)	Factor (dB)	Type
1		2390.000	47.175	11.493	-6.825	54.000	35.682	AV
2	*	2416.236	96.361	60.602	N/A	N/A	35.759	AV

Engineer: allen	
Site: AC5	Time: 2018/01/17 - 17:28
Limit: FCC_Part15.209_RE(3m)	Margin: 0
Probe: Horn_3117_00167055(1-18GHz)	Polarity: Vertical
EUT: Wireless Access point	Power: AC 120V/60Hz
Note: Mode 2:Transmit at 2417MHz by 802.11g Ant2	



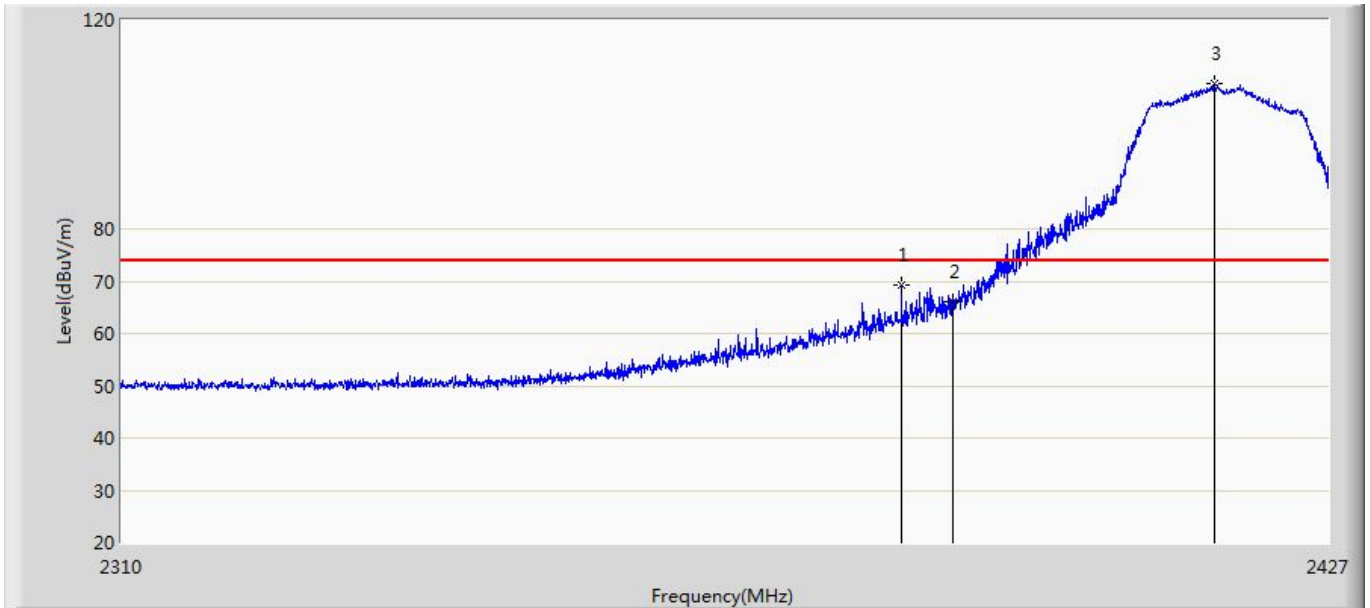
No	Mark	Frequency (MHz)	Measure Level (dBuV/m)	Reading Level (dBuV)	Over Limit (dB)	Limit (dBuV/m)	Factor (dB)	Type
1		2387.162	73.488	37.812	-0.512	74.000	35.676	PK
2		2390.000	71.578	35.896	-2.422	74.000	35.682	PK
3	*	2417.991	109.914	74.147	N/A	N/A	35.767	PK

Engineer: allen	
Site: AC5	Time: 2018/01/17 - 17:41
Limit: FCC_Part15.209_RE(3m)	Margin: 0
Probe: Horn_3117_00167055(1-18GHz)	Polarity: Vertical
EUT: Wireless Access point	Power: AC 120V/60Hz
Note: Mode 2:Transmit at 2417MHz by 802.11g Ant2	



No	Mark	Frequency (MHz)	Measure Level (dBuV/m)	Reading Level (dBuV)	Over Limit (dB)	Limit (dBuV/m)	Factor (dB)	Type
1		2390.000	51.935	16.253	-2.065	54.000	35.682	AV
2	*	2417.815	99.709	63.943	N/A	N/A	35.765	AV

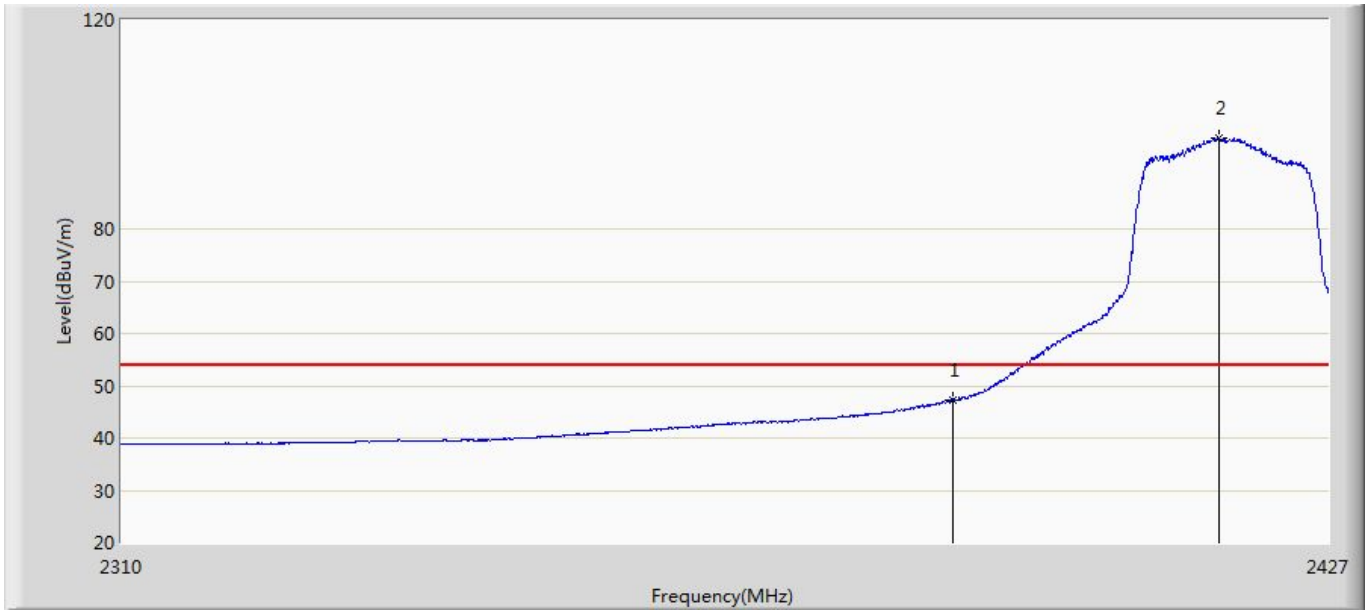
Engineer: allen	
Site: AC5	Time: 2018/01/17 - 17:43
Limit: FCC_Part15.209_RE(3m)	Margin: 0
Probe: Horn_3117_00167055(1-18GHz)	Polarity: Horizontal
EUT: Wireless Access point	Power: AC 120V/60Hz
Note: Mode 2:Transmit at 2417MHz by 802.11g Ant2	



No	Mark	Frequency (MHz)	Measure Level (dBuV/m)	Reading Level (dBuV)	Over Limit (dB)	Limit (dBuV/m)	Factor (dB)	Type
1		2384.997	69.382	33.711	-4.618	74.000	35.671	PK
2		2390.000	66.227	30.545	-7.773	74.000	35.682	PK
3	*	2415.826	107.757	72.000	N/A	N/A	35.758	PK

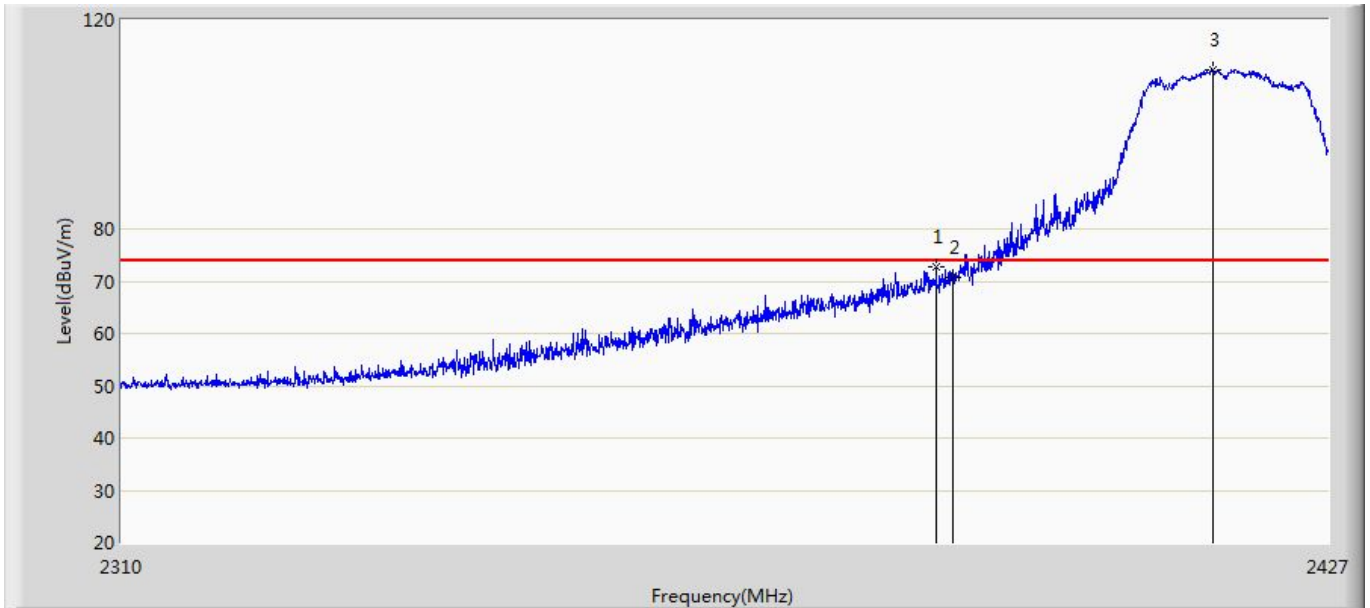


Engineer: allen	
Site: AC5	Time: 2018/01/17 - 17:46
Limit: FCC_Part15.209_RE(3m)	Margin: 0
Probe: Horn_3117_00167055(1-18GHz)	Polarity: Horizontal
EUT: Wireless Access point	Power: AC 120V/60Hz
Note: Mode 2:Transmit at 2417MHz by 802.11g Ant2	



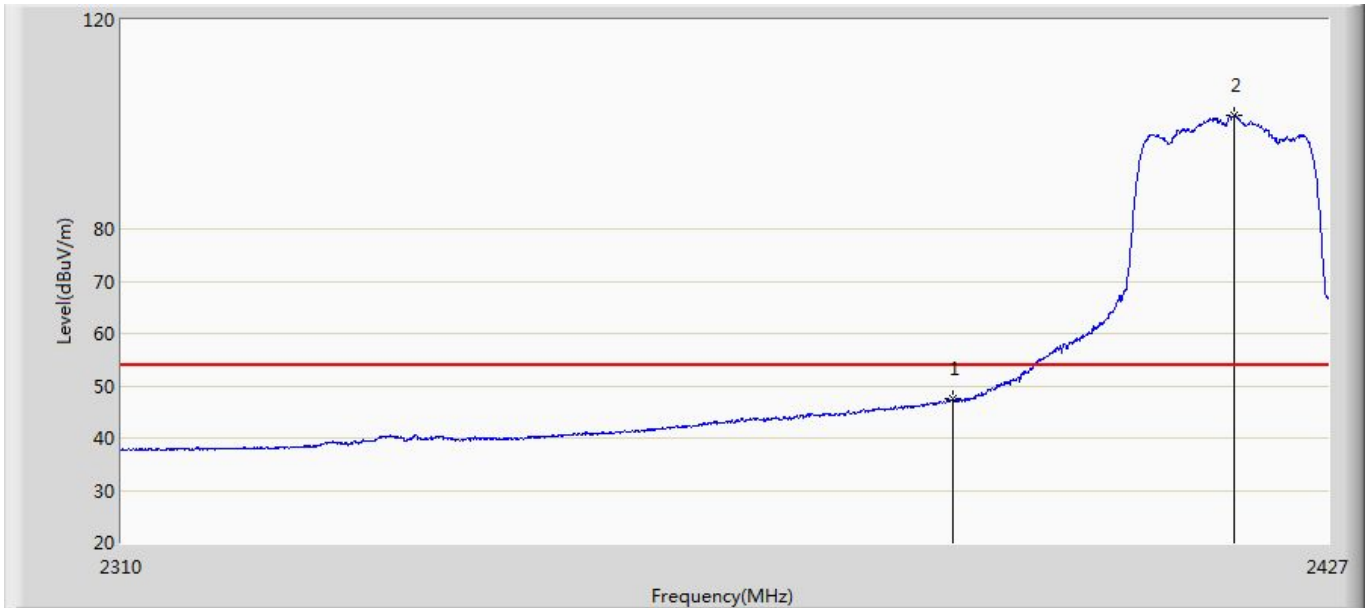
No	Mark	Frequency (MHz)	Measure Level (dBuV/m)	Reading Level (dBuV)	Over Limit (dB)	Limit (dBuV/m)	Factor (dB)	Type
1		2390.000	47.370	11.688	-6.630	54.000	35.682	AV
2	*	2416.236	97.513	61.754	N/A	N/A	35.759	AV

Engineer: allen	
Site: AC5	Time: 2018/01/17 - 18:00
Limit: FCC_Part15.209_RE(3m)	Margin: 0
Probe: Horn_3117_00167055(1-18GHz)	Polarity: Vertical
EUT: Wireless Access point	Power: AC 120V/60Hz
Note: Mode 2:Transmit at 2417MHz by 802.11g Ant1+2	



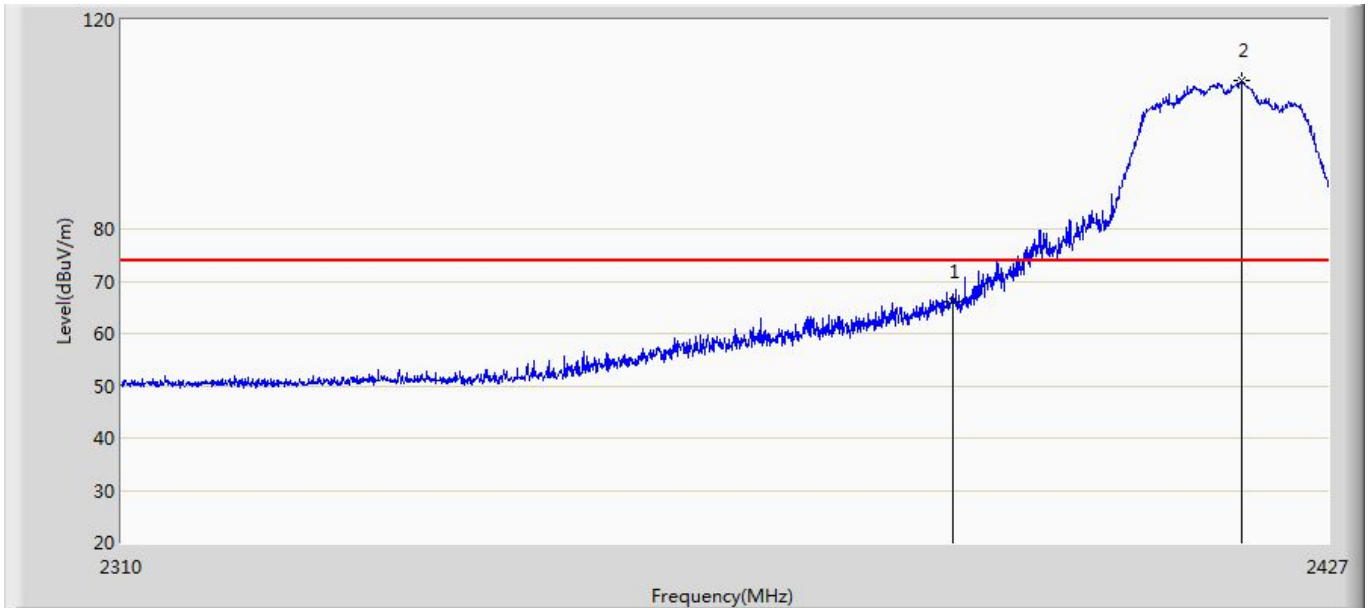
No	Mark	Frequency (MHz)	Measure Level (dBuV/m)	Reading Level (dBuV)	Over Limit (dB)	Limit (dBuV/m)	Factor (dB)	Type
1		2388.390	72.782	37.104	-1.218	74.000	35.678	PK
2		2390.000	70.684	35.002	-3.316	74.000	35.682	PK
3	*	2415.534	110.573	74.817	N/A	N/A	35.757	PK

Engineer: allen	
Site: AC5	Time: 2018/01/17 - 18:22
Limit: FCC_Part15.209_RE(3m)	Margin: 0
Probe: Horn_3117_00167055(1-18GHz)	Polarity: Vertical
EUT: Wireless Access point	Power: AC 120V/60Hz
Note: Mode 2:Transmit at 2417MHz by 802.11g Ant1+2	



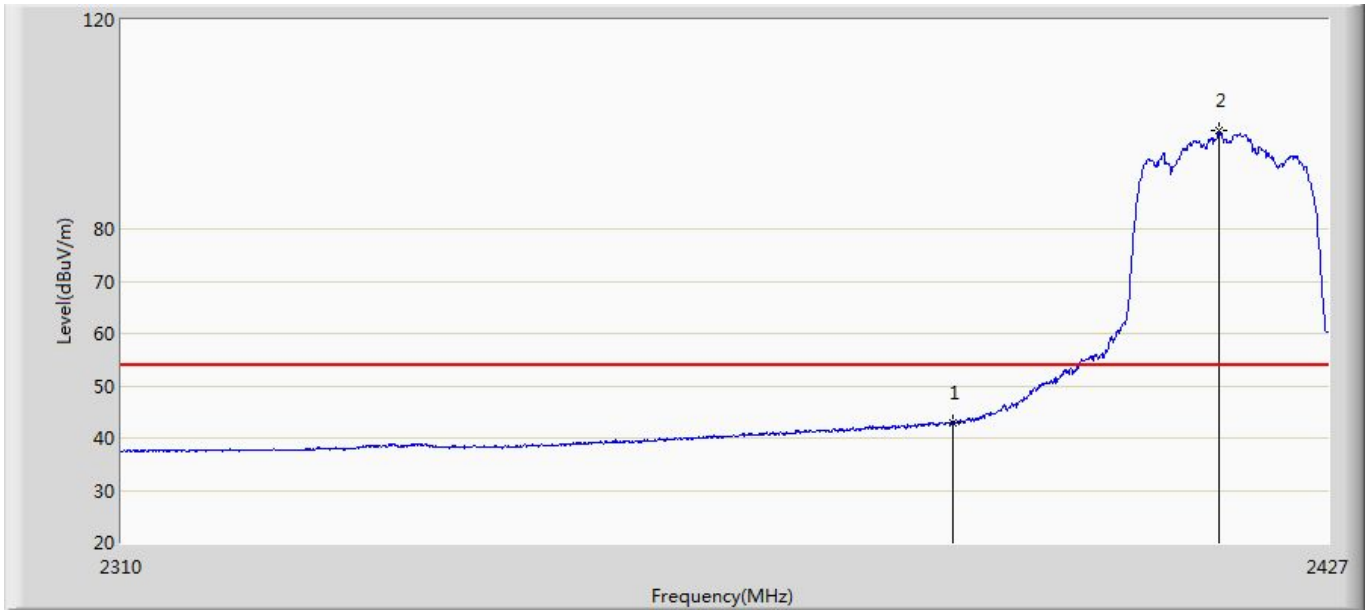
No	Mark	Frequency (MHz)	Measure Level (dBuV/m)	Reading Level (dBuV)	Over Limit (dB)	Limit (dBuV/m)	Factor (dB)	Type
1		2390.000	47.567	11.885	-6.433	54.000	35.682	AV
2	*	2417.757	101.648	65.882	N/A	N/A	35.765	AV

Engineer: allen	
Site: AC5	Time: 2018/01/17 - 18:24
Limit: FCC_Part15.209_RE(3m)	Margin: 0
Probe: Horn_3117_00167055(1-18GHz)	Polarity: Horizontal
EUT: Wireless Access point	Power: AC 120V/60Hz
Note: Mode 2:Transmit at 2417MHz by 802.11g Ant1+2	



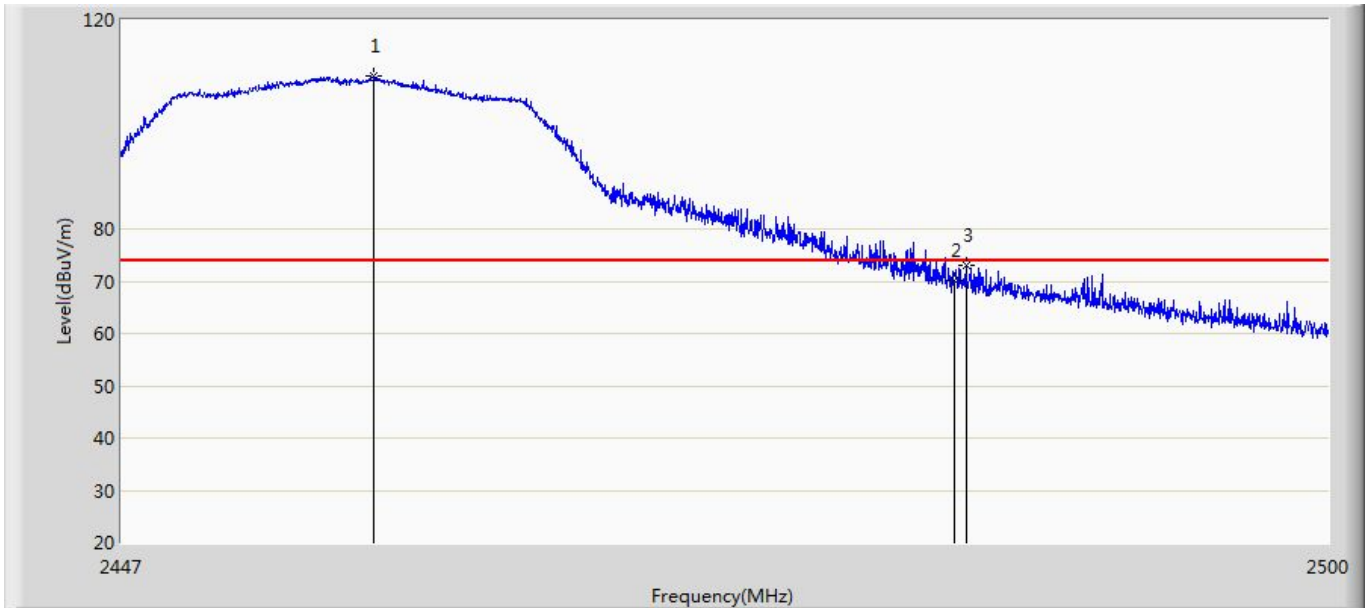
No	Mark	Frequency (MHz)	Measure Level (dBuV/m)	Reading Level (dBuV)	Over Limit (dB)	Limit (dBuV/m)	Factor (dB)	Type
1		2390.000	66.132	30.450	-7.868	74.000	35.682	PK
2	*	2418.459	108.462	72.693	N/A	N/A	35.768	PK

Engineer: allen	
Site: AC5	Time: 2018/01/17 - 18:26
Limit: FCC_Part15.209_RE(3m)	Margin: 0
Probe: Horn_3117_00167055(1-18GHz)	Polarity: Horizontal
EUT: Wireless Access point	Power: AC 120V/60Hz
Note: Mode 2:Transmit at 2417MHz by 802.11g Ant1+2	



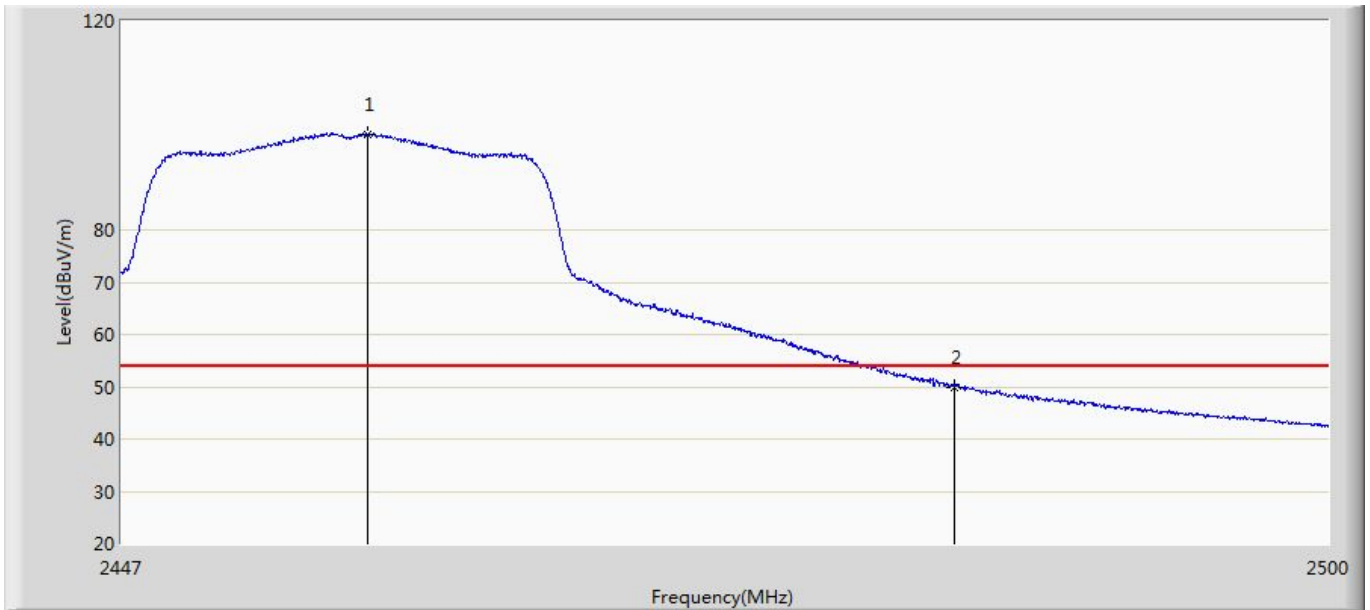
No	Mark	Frequency (MHz)	Measure Level (dBuV/m)	Reading Level (dBuV)	Over Limit (dB)	Limit (dBuV/m)	Factor (dB)	Type
1		2390.000	42.863	7.181	-11.137	54.000	35.682	AV
2	*	2416.236	98.842	63.083	N/A	N/A	35.759	AV

Engineer: allen	
Site: AC5	Time: 2018/01/21 - 13:30
Limit: FCC_Part15.209_RE(3m)	Margin: 0
Probe: Horn_3117_00167055(1-18GHz)	Polarity: Vertical
EUT: Wireless Access point	Power: AC 120V/60Hz
Note: Mode 2:Transmit at 2457MHz by 802.11g Ant1	



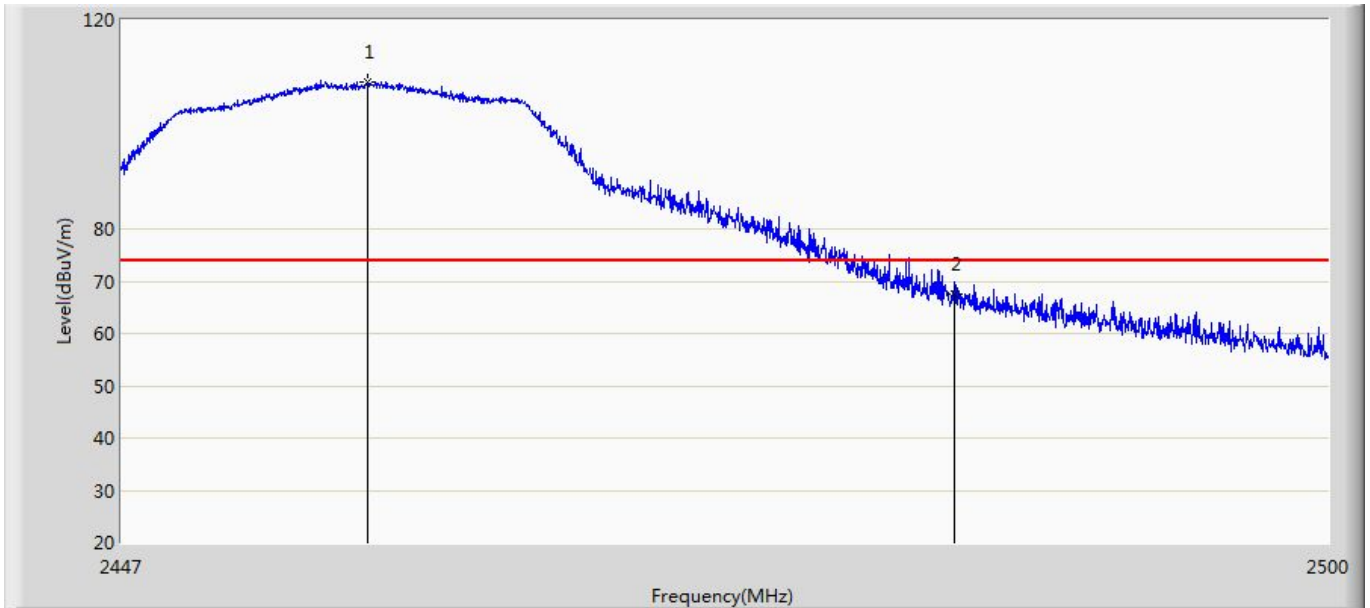
No	Mark	Frequency (MHz)	Measure Level (dBuV/m)	Reading Level (dBuV)	Over Limit (dB)	Limit (dBuV/m)	Factor (dB)	Type
1	*	2458.024	109.169	73.308	N/A	N/A	35.861	PK
2		2483.500	70.029	34.137	-3.971	74.000	35.891	PK
3		2483.994	73.058	37.163	-0.942	74.000	35.895	PK

Engineer: allen	
Site: AC5	Time: 2018/01/17 - 18:33
Limit: FCC_Part15.209_RE(3m)	Margin: 0
Probe: Horn_3117_00167055(1-18GHz)	Polarity: Vertical
EUT: Wireless Access point	Power: AC 120V/60Hz
Note: Mode 2:Transmit at 2457MHz by 802.11g Ant1	



No	Mark	Frequency (MHz)	Measure Level (dBuV/m)	Reading Level (dBuV)	Over Limit (dB)	Limit (dBuV/m)	Factor (dB)	Type
1	*	2457.732	98.123	62.263	N/A	N/A	35.860	AV
2		2483.500	49.907	14.015	-4.093	54.000	35.891	AV

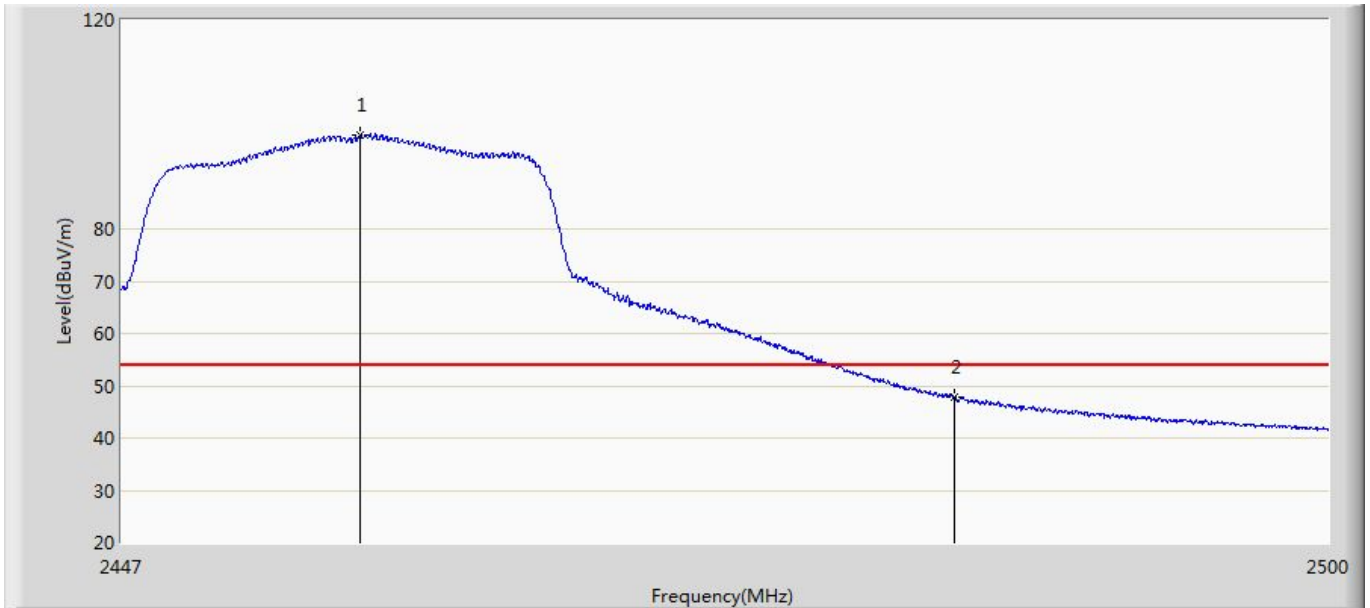
Engineer: allen	
Site: AC5	Time: 2018/01/17 - 18:35
Limit: FCC_Part15.209_RE(3m)	Margin: 0
Probe: Horn_3117_00167055(1-18GHz)	Polarity: Horizontal
EUT: Wireless Access point	Power: AC 120V/60Hz
Note: Mode 2:Transmit at 2457MHz by 802.11g Ant1	



No	Mark	Frequency (MHz)	Measure Level (dBuV/m)	Reading Level (dBuV)	Over Limit (dB)	Limit (dBuV/m)	Factor (dB)	Type
1	*	2457.706	108.062	72.202	N/A	N/A	35.860	PK
2		2483.500	67.394	31.502	-6.606	74.000	35.891	PK

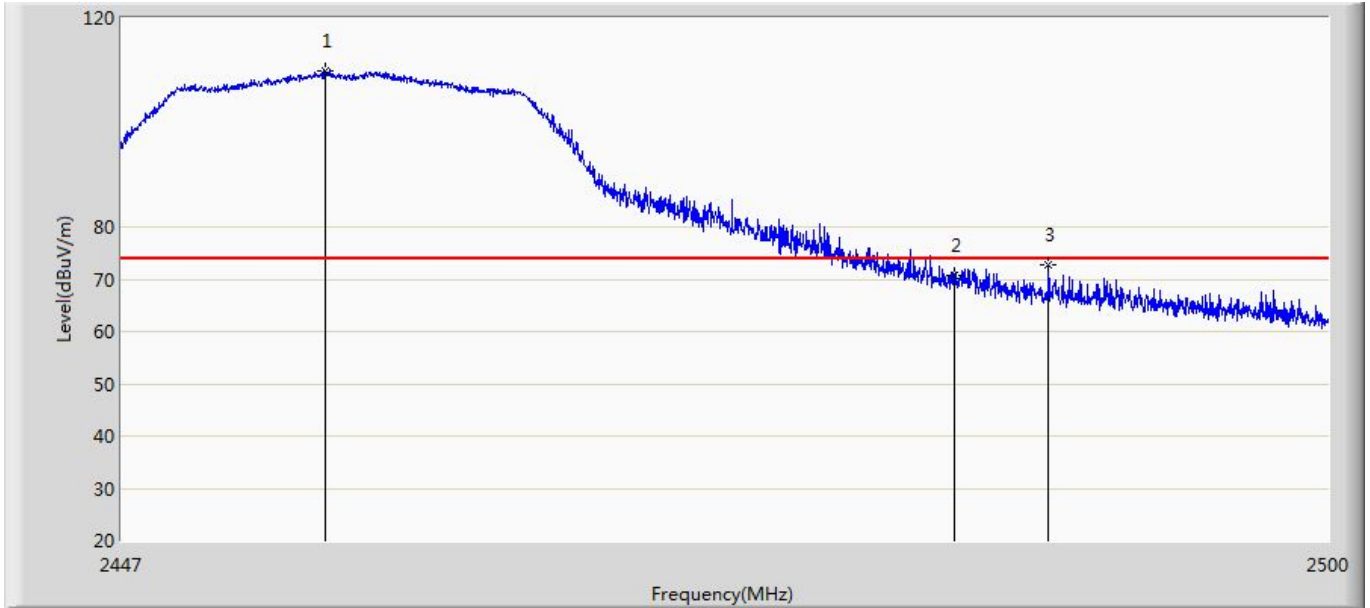


Engineer: allen	
Site: AC5	Time: 2018/01/17 - 18:36
Limit: FCC_Part15.209_RE(3m)	Margin: 0
Probe: Horn_3117_00167055(1-18GHz)	Polarity: Horizontal
EUT: Wireless Access point	Power: AC 120V/60Hz
Note: Mode 2:Transmit at 2457MHz by 802.11g Ant1	



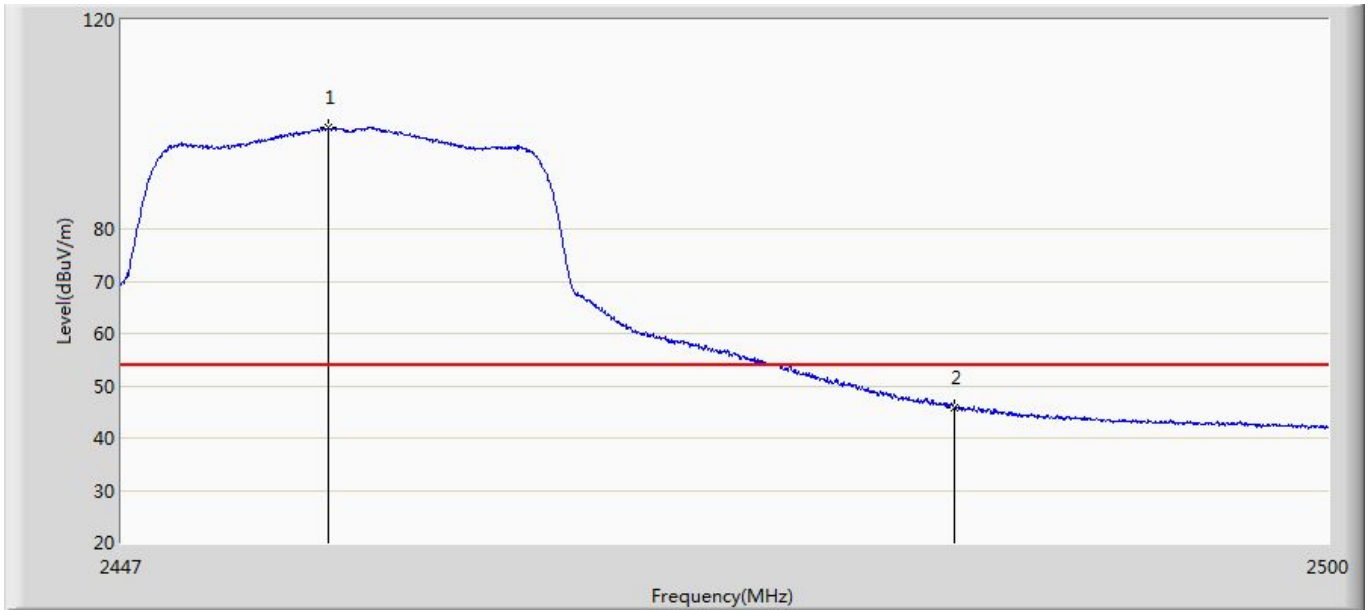
No	Mark	Frequency (MHz)	Measure Level (dBuV/m)	Reading Level (dBuV)	Over Limit (dB)	Limit (dBuV/m)	Factor (dB)	Type
1	*	2457.415	97.885	62.027	N/A	N/A	35.859	AV
2		2483.500	47.811	11.919	-6.189	54.000	35.891	AV

Engineer: allen	
Site: AC5	Time: 2018/01/17 - 19:05
Limit: FCC_Part15.209_RE(3m)	Margin: 0
Probe: Horn_3117_00167055(1-18GHz)	Polarity: Vertical
EUT: Wireless Access point	Power: AC 120V/60Hz
Note: Mode 2:Transmit at 2457MHz by 802.11g Ant2	



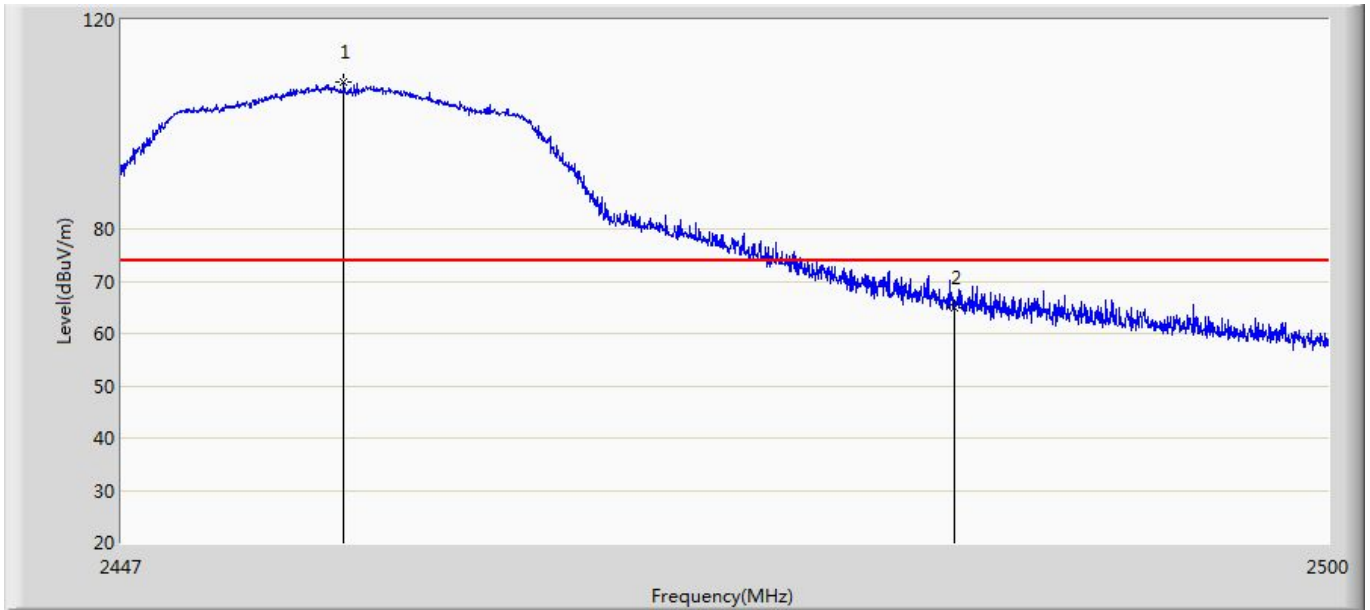
No	Mark	Frequency (MHz)	Measure Level (dBuV/m)	Reading Level (dBuV)	Over Limit (dB)	Limit (dBuV/m)	Factor (dB)	Type
1	*	2455.904	109.917	74.065	N/A	N/A	35.852	PK
2		2483.500	70.768	34.876	-3.232	74.000	35.891	PK
3		2487.625	72.730	36.809	-1.270	74.000	35.921	PK

Engineer: allen	
Site: AC5	Time: 2018/01/17 - 19:06
Limit: FCC_Part15.209_RE(3m)	Margin: 0
Probe: Horn_3117_00167055(1-18GHz)	Polarity: Vertical
EUT: Wireless Access point	Power: AC 120V/60Hz
Note: Mode 2:Transmit at 2457MHz by 802.11g Ant2	



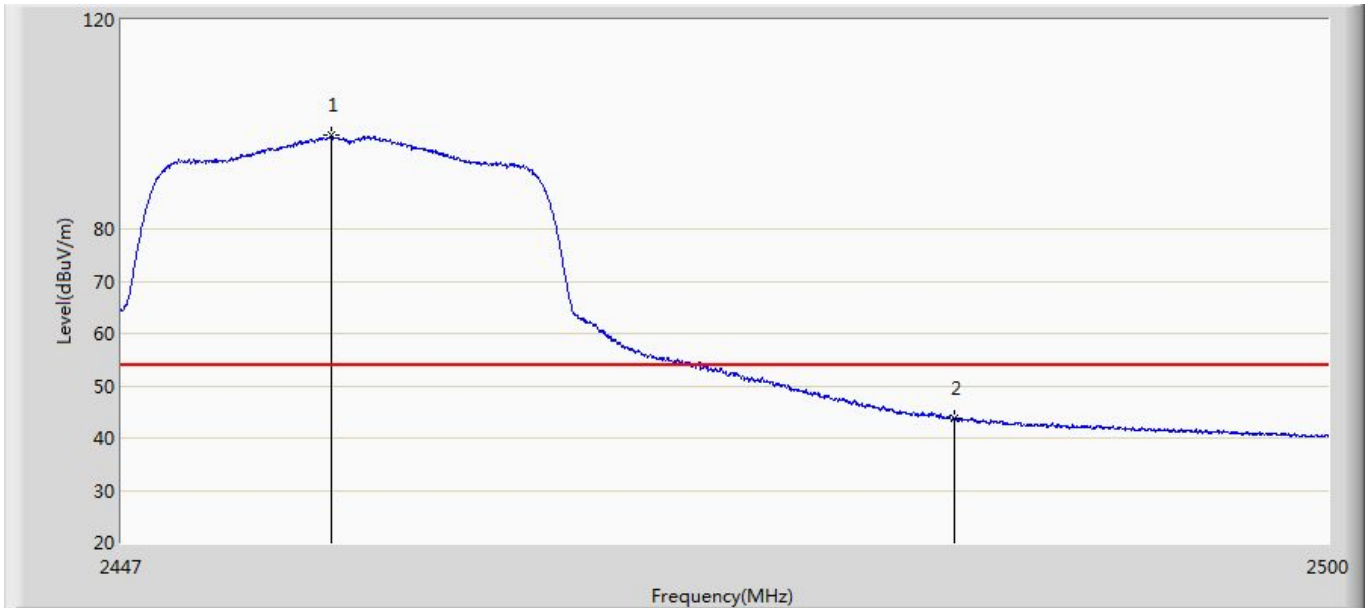
No	Mark	Frequency (MHz)	Measure Level (dBuV/m)	Reading Level (dBuV)	Over Limit (dB)	Limit (dBuV/m)	Factor (dB)	Type
1	*	2456.010	99.396	63.544	N/A	N/A	35.852	AV
2		2483.500	45.851	9.959	-8.149	54.000	35.891	AV

Engineer: allen	
Site: AC5	Time: 2018/01/17 - 19:08
Limit: FCC_Part15.209_RE(3m)	Margin: 0
Probe: Horn_3117_00167055(1-18GHz)	Polarity: Horizontal
EUT: Wireless Access point	Power: AC 120V/60Hz
Note: Mode 2:Transmit at 2457MHz by 802.11g Ant2	



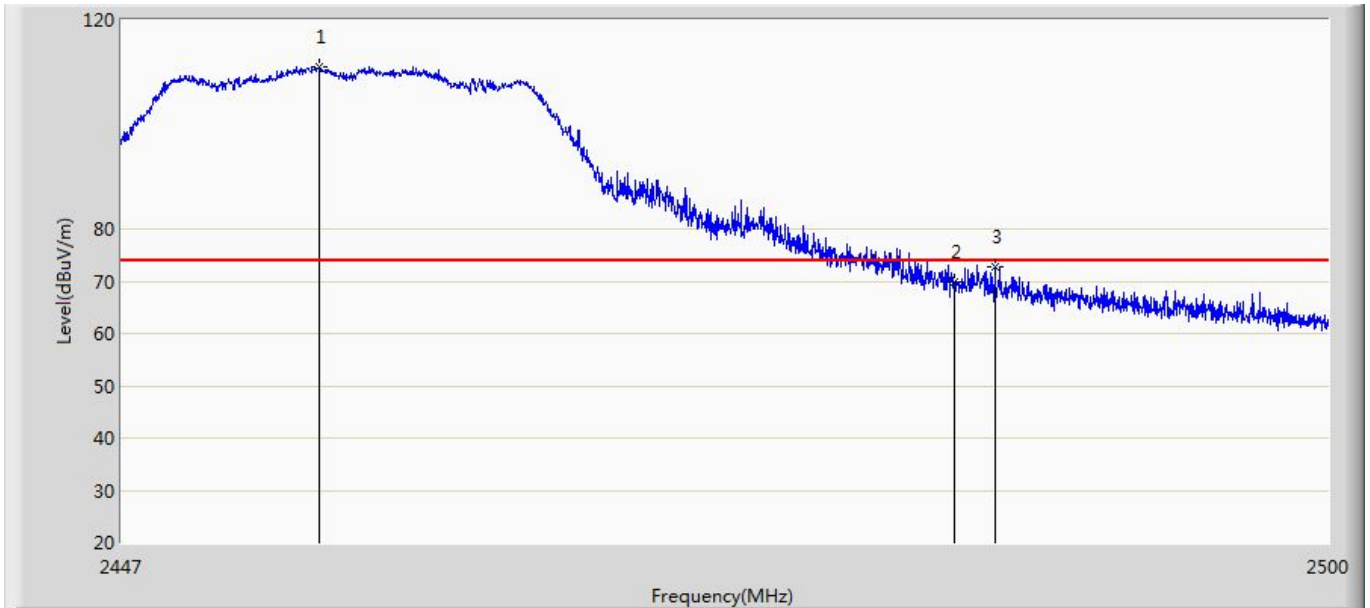
No	Mark	Frequency (MHz)	Measure Level (dBuV/m)	Reading Level (dBuV)	Over Limit (dB)	Limit (dBuV/m)	Factor (dB)	Type
1	*	2456.699	108.192	72.337	N/A	N/A	35.855	PK
2		2483.500	64.792	28.900	-9.208	74.000	35.891	PK

Engineer: allen	
Site: AC5	Time: 2018/01/17 - 19:13
Limit: FCC_Part15.209_RE(3m)	Margin: 0
Probe: Horn_3117_00167055(1-18GHz)	Polarity: Horizontal
EUT: Wireless Access point	Power: AC 120V/60Hz
Note: Mode 2:Transmit at 2457MHz by 802.11g Ant2	



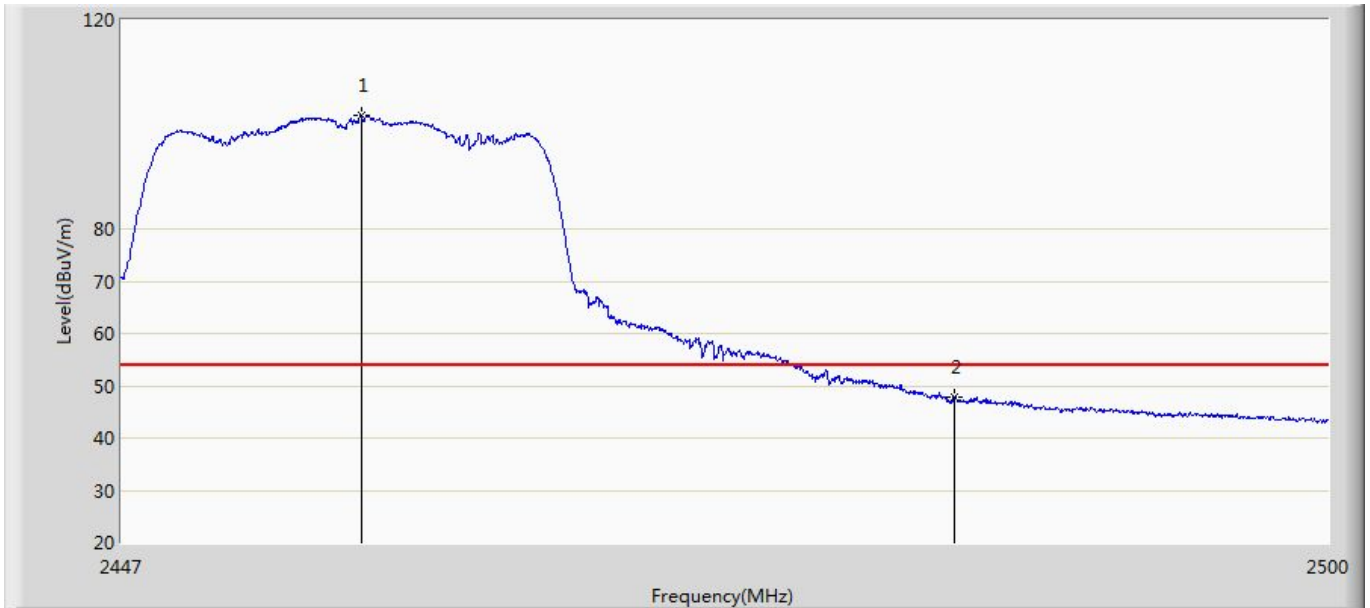
No	Mark	Frequency (MHz)	Measure Level (dBuV/m)	Reading Level (dBuV)	Over Limit (dB)	Limit (dBuV/m)	Factor (dB)	Type
1	*	2456.169	97.862	62.009	N/A	N/A	35.853	AV
2		2483.500	43.706	7.814	-10.294	54.000	35.891	AV

Engineer: allen	
Site: AC5	Time: 2018/01/17 - 19:16
Limit: FCC_Part15.209_RE(3m)	Margin: 0
Probe: Horn_3117_00167055(1-18GHz)	Polarity: Vertical
EUT: Wireless Access point	Power: AC 120V/60Hz
Note: Mode 2:Transmit at 2457MHz by 802.11g Ant1+2	



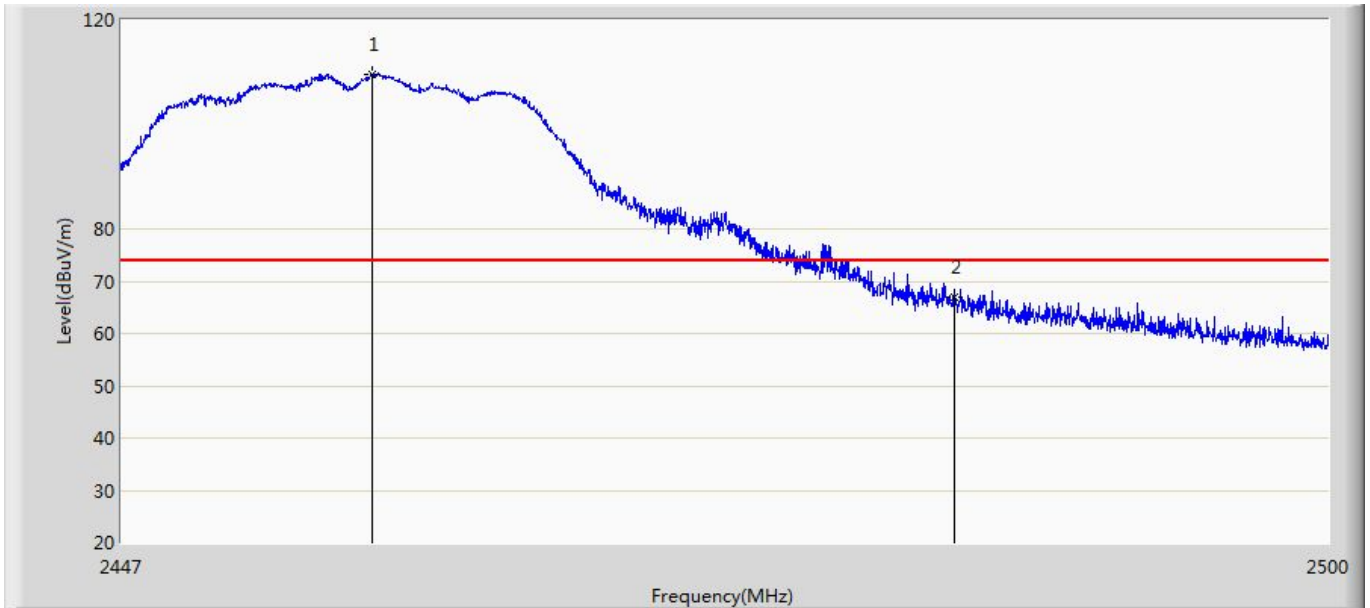
No	Mark	Frequency (MHz)	Measure Level (dBuV/m)	Reading Level (dBuV)	Over Limit (dB)	Limit (dBuV/m)	Factor (dB)	Type
1	*	2455.613	111.004	75.154	N/A	N/A	35.850	PK
2		2483.500	69.917	34.025	-4.083	74.000	35.891	PK
3		2485.266	72.646	36.742	-1.354	74.000	35.904	PK

Engineer: allen	
Site: AC5	Time: 2018/01/17 - 19:26
Limit: FCC_Part15.209_RE(3m)	Margin: 0
Probe: Horn_3117_00167055(1-18GHz)	Polarity: Vertical
EUT: Wireless Access point	Power: AC 120V/60Hz
Note: Mode 2:Transmit at 2457MHz by 802.11g Ant1+2	



No	Mark	Frequency (MHz)	Measure Level (dBuV/m)	Reading Level (dBuV)	Over Limit (dB)	Limit (dBuV/m)	Factor (dB)	Type
1	*	2457.441	101.852	65.994	N/A	N/A	35.859	AV
2		2483.500	47.716	11.824	-6.284	54.000	35.891	AV

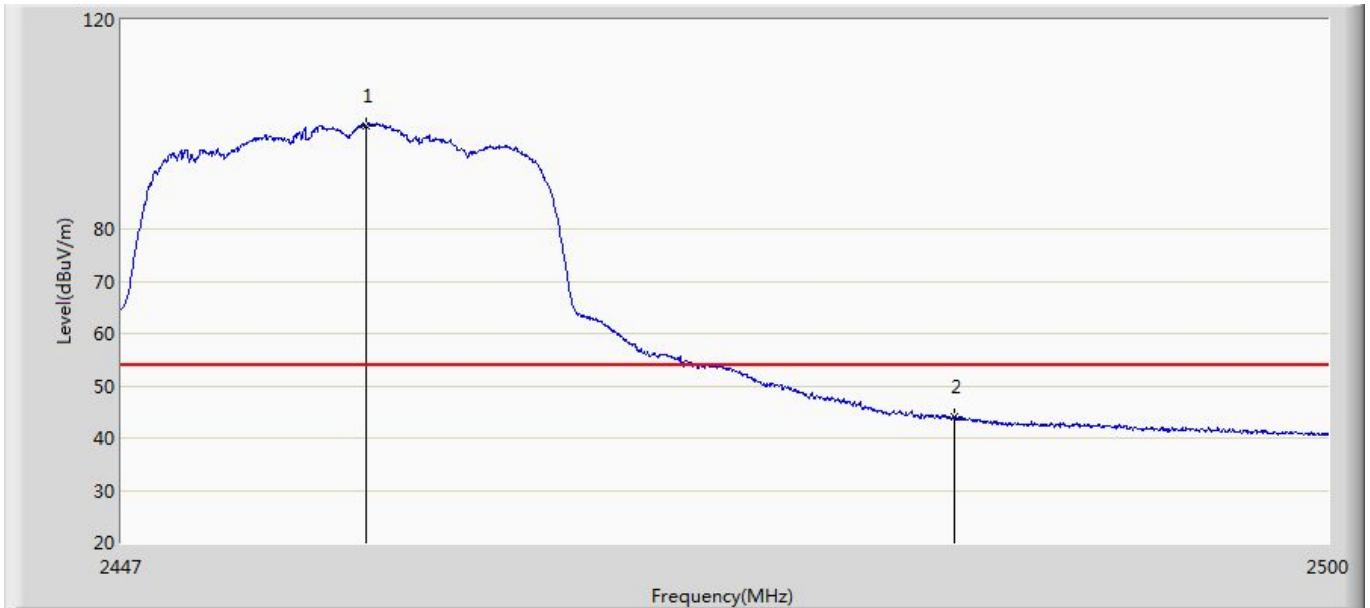
Engineer: allen	
Site: AC5	Time: 2018/01/17 - 19:27
Limit: FCC_Part15.209_RE(3m)	Margin: 0
Probe: Horn_3117_00167055(1-18GHz)	Polarity: Horizontal
EUT: Wireless Access point	Power: AC 120V/60Hz
Note: Mode 2:Transmit at 2457MHz by 802.11g Ant1+2	



No	Mark	Frequency (MHz)	Measure Level (dBuV/m)	Reading Level (dBuV)	Over Limit (dB)	Limit (dBuV/m)	Factor (dB)	Type
1	*	2457.945	109.692	73.831	N/A	N/A	35.860	PK
2		2483.500	66.849	30.957	-7.151	74.000	35.891	PK

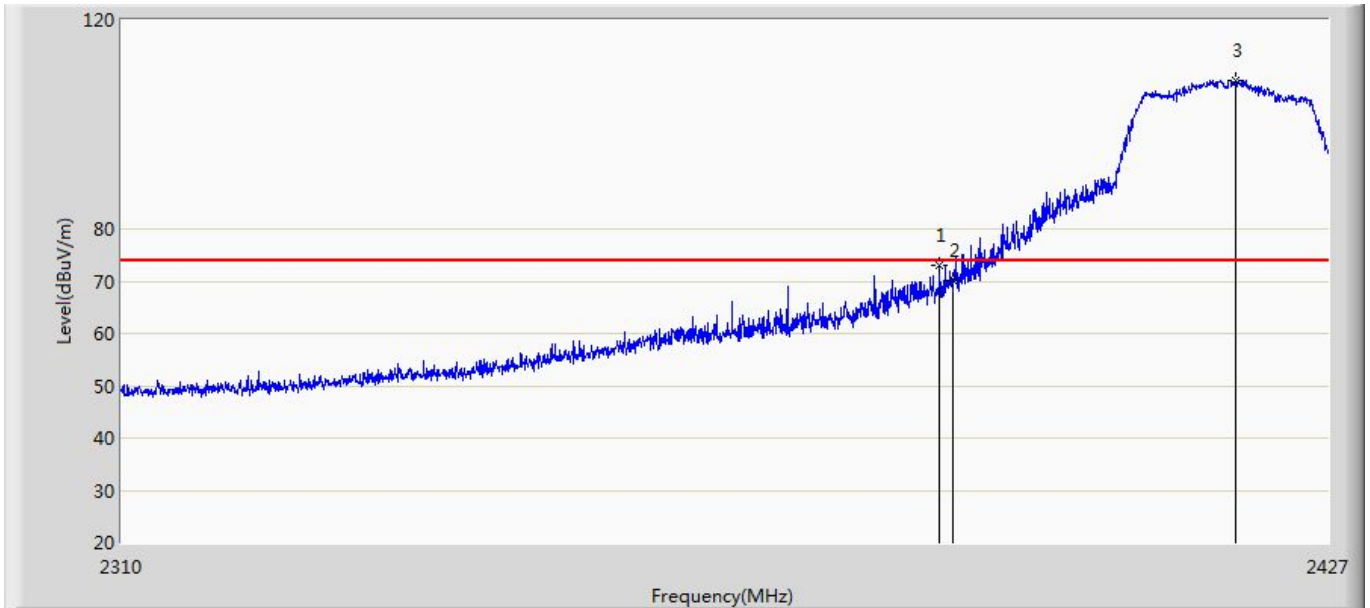


Engineer: allen	
Site: AC5	Time: 2018/01/17 - 19:29
Limit: FCC_Part15.209_RE(3m)	Margin: 0
Probe: Horn_3117_00167055(1-18GHz)	Polarity: Horizontal
EUT: Wireless Access point	Power: AC 120V/60Hz
Note: Mode 2:Transmit at 2457MHz by 802.11g Ant1+2	



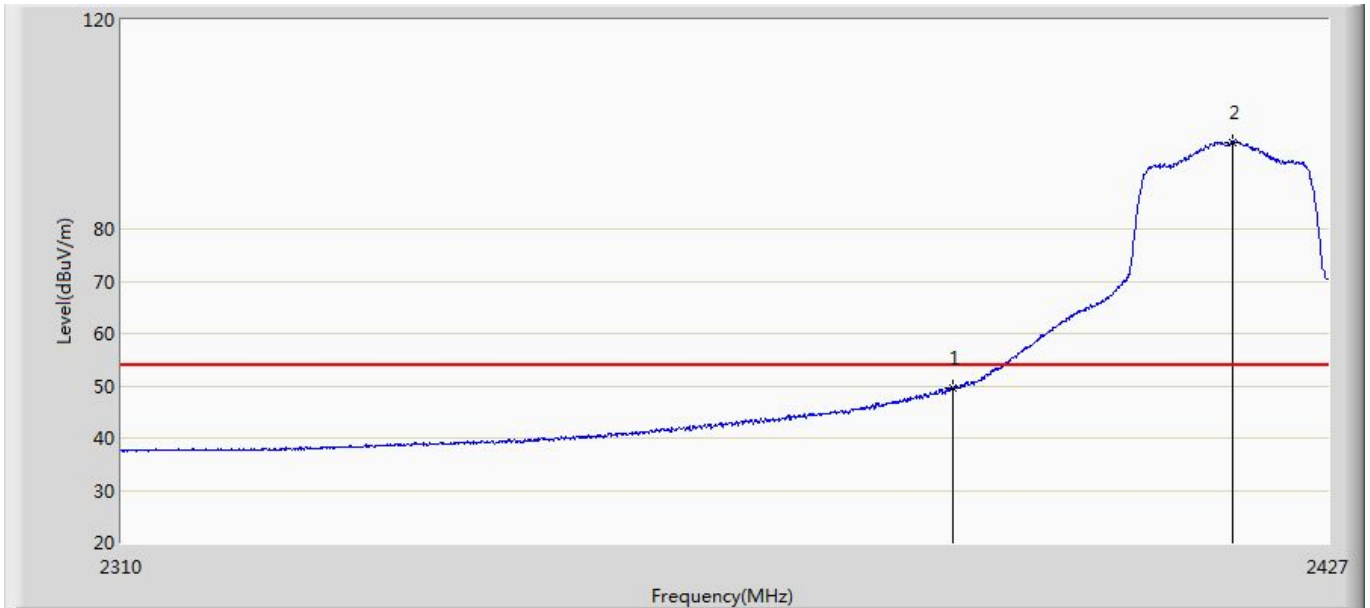
No	Mark	Frequency (MHz)	Measure Level (dBuV/m)	Reading Level (dBuV)	Over Limit (dB)	Limit (dBuV/m)	Factor (dB)	Type
1	*	2457.653	99.774	63.915	N/A	N/A	35.859	AV
2		2483.500	44.014	8.122	-9.986	54.000	35.891	AV

Engineer: allen	
Site: AC5	Time: 2018/01/21 - 13:41
Limit: FCC_Part15.209_RE(3m)	Margin: 0
Probe: Horn_3117_00167055(1-18GHz)	Polarity: Vertical
EUT: Wireless Access point	Power: AC 120V/60Hz
Note: Mode 3:Transmit at 2417MHz by 802.11n20 Ant1	



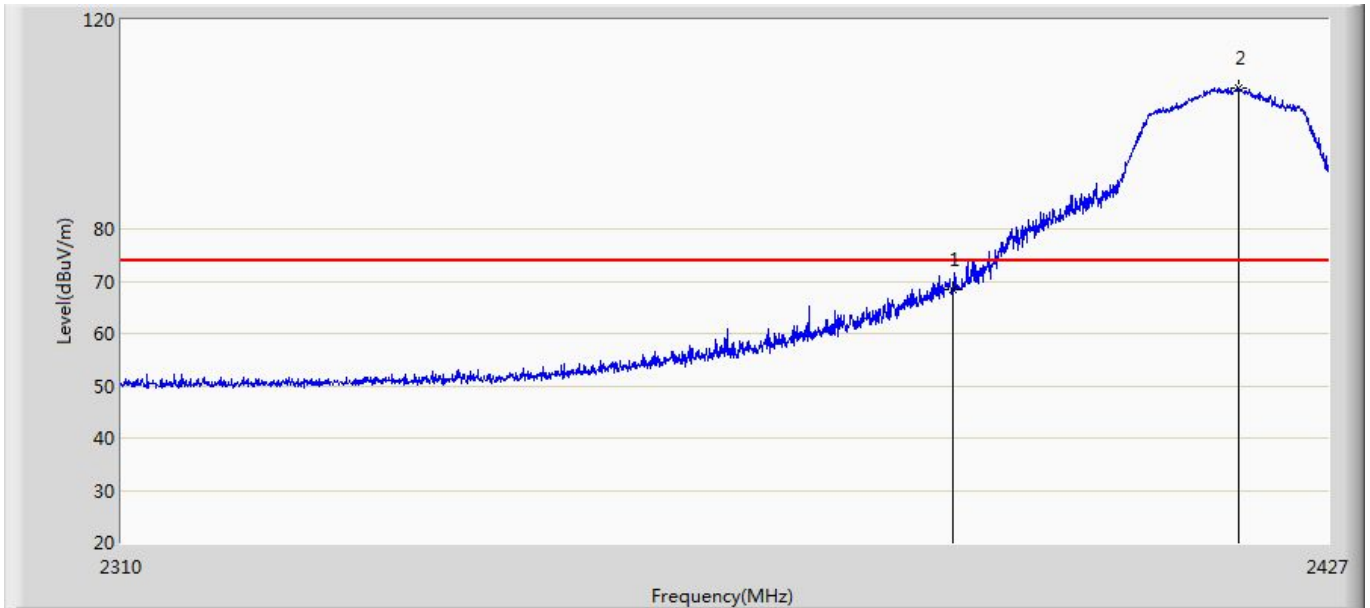
No	Mark	Frequency (MHz)	Measure Level (dBuV/m)	Reading Level (dBuV)	Over Limit (dB)	Limit (dBuV/m)	Factor (dB)	Type
1		2388.741	73.006	37.327	-0.994	74.000	35.680	PK
2		2390.000	70.189	34.507	-3.811	74.000	35.682	PK
3	*	2417.874	108.526	72.760	N/A	N/A	35.766	PK

Engineer: allen	
Site: AC5	Time: 2018/01/17 - 19:41
Limit: FCC_Part15.209_RE(3m)	Margin: 0
Probe: Horn_3117_00167055(1-18GHz)	Polarity: Vertical
EUT: Wireless Access point	Power: AC 120V/60Hz
Note: Mode 3:Transmit at 2417MHz by 802.11n20 Ant1	



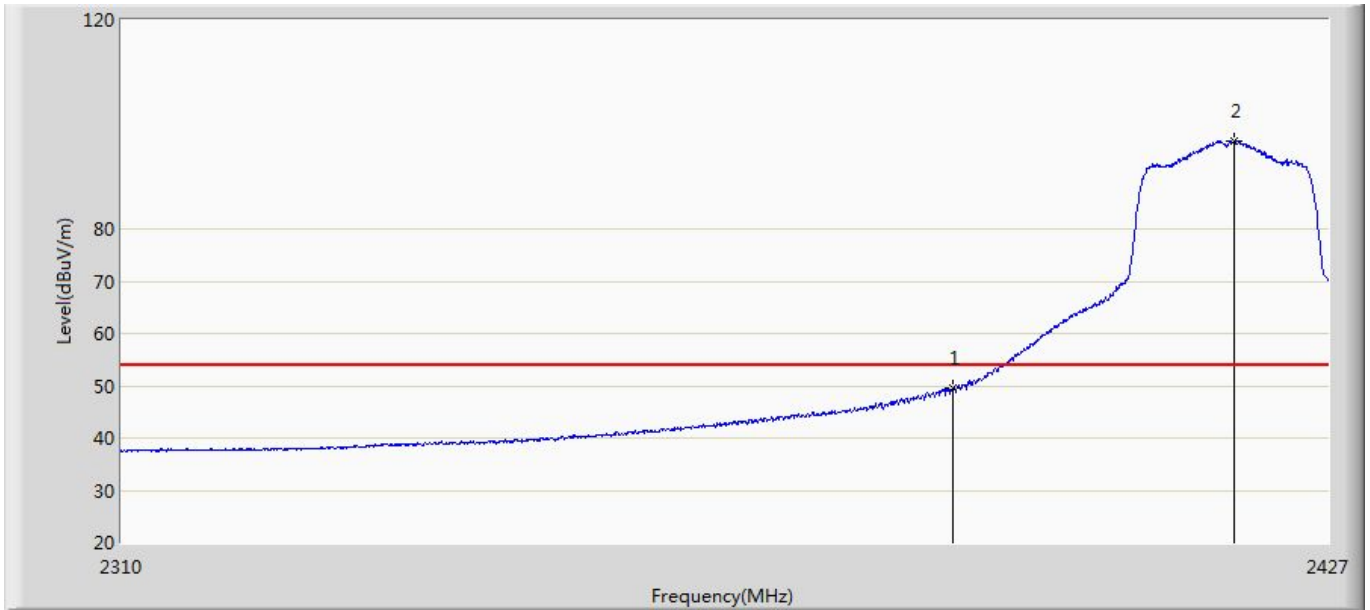
No	Mark	Frequency (MHz)	Measure Level (dBuV/m)	Reading Level (dBuV)	Over Limit (dB)	Limit (dBuV/m)	Factor (dB)	Type
1		2390.000	49.518	13.836	-4.482	54.000	35.682	AV
2	*	2417.582	96.662	60.897	N/A	N/A	35.765	AV

Engineer: allen	
Site: AC5	Time: 2018/01/17 - 19:42
Limit: FCC_Part15.209_RE(3m)	Margin: 0
Probe: Horn_3117_00167055(1-18GHz)	Polarity: Horizontal
EUT: Wireless Access point	Power: AC 120V/60Hz
Note: Mode 3:Transmit at 2417MHz by 802.11n20 Ant1	



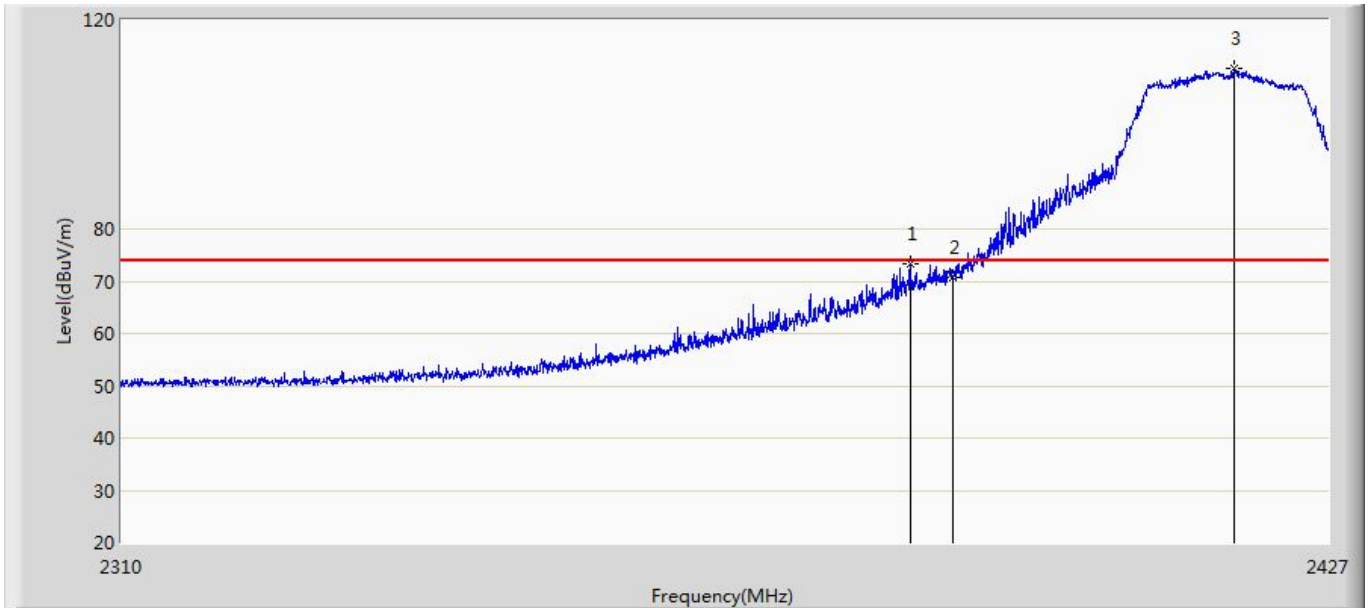
No	Mark	Frequency (MHz)	Measure Level (dBuV/m)	Reading Level (dBuV)	Over Limit (dB)	Limit (dBuV/m)	Factor (dB)	Type
1		2390.000	68.465	32.783	-5.535	74.000	35.682	PK
2	*	2418.225	106.835	71.067	N/A	N/A	35.768	PK

Engineer: allen	
Site: AC5	Time: 2018/01/17 - 19:44
Limit: FCC_Part15.209_RE(3m)	Margin: 0
Probe: Horn_3117_00167055(1-18GHz)	Polarity: Horizontal
EUT: Wireless Access point	Power: AC 120V/60Hz
Note: Mode 3:Transmit at 2417MHz by 802.11n20 Ant1	



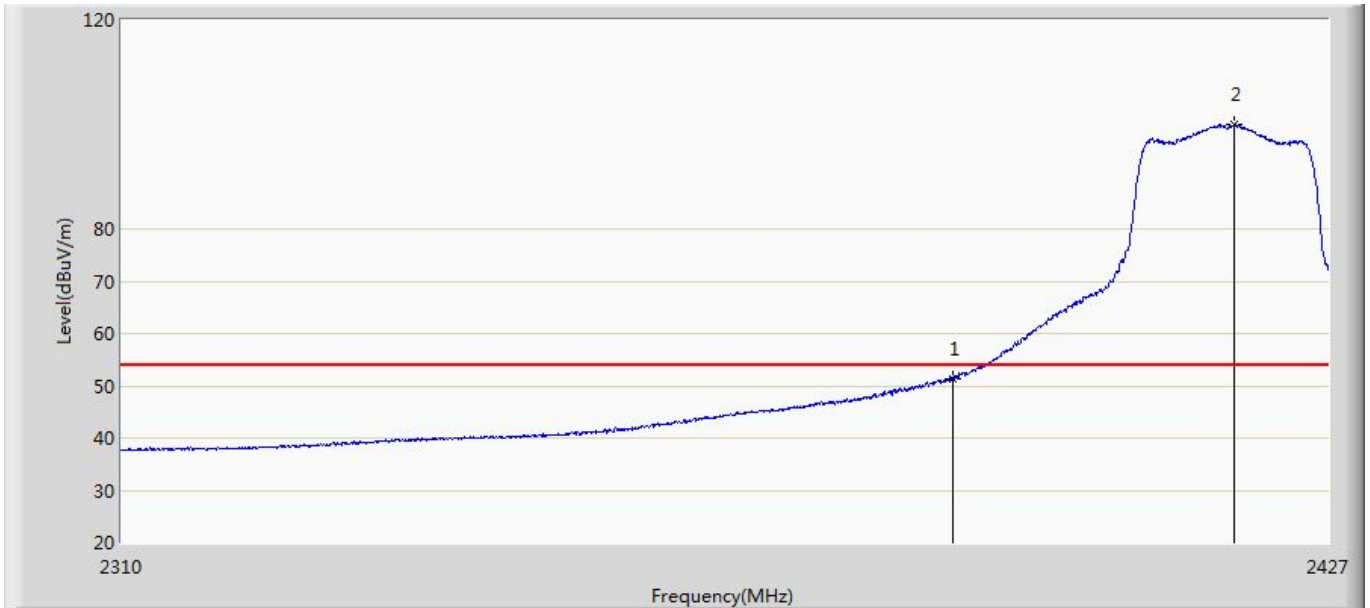
No	Mark	Frequency (MHz)	Measure Level (dBuV/m)	Reading Level (dBuV)	Over Limit (dB)	Limit (dBuV/m)	Factor (dB)	Type
1		2390.000	49.621	13.939	-4.379	54.000	35.682	AV
2	*	2417.698	96.877	61.112	N/A	N/A	35.765	AV

Engineer: allen	
Site: AC5	Time: 2018/01/17 - 19:45
Limit: FCC_Part15.209_RE(3m)	Margin: 0
Probe: Horn_3117_00167055(1-18GHz)	Polarity: Vertical
EUT: Wireless Access point	Power: AC 120V/60Hz
Note: Mode 3:Transmit at 2417MHz by 802.11n20 Ant2	



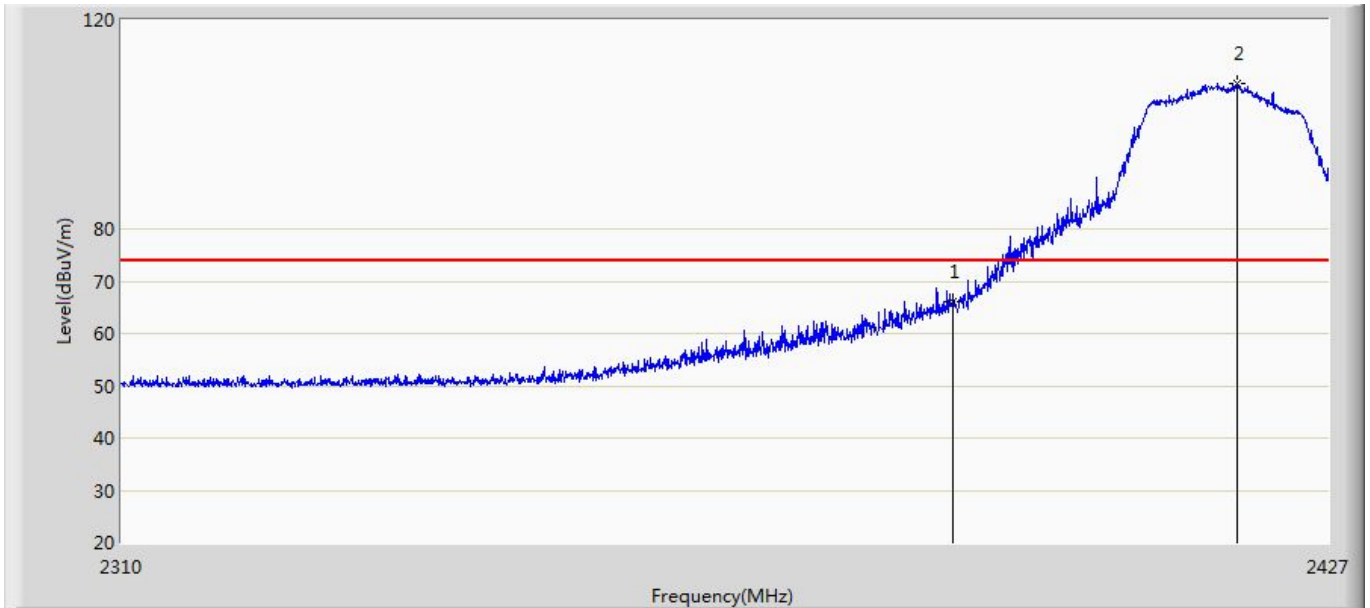
No	Mark	Frequency (MHz)	Measure Level (dBuV/m)	Reading Level (dBuV)	Over Limit (dB)	Limit (dBuV/m)	Factor (dB)	Type
1		2385.875	73.424	37.751	-0.576	74.000	35.673	PK
2		2390.000	70.850	35.168	-3.150	74.000	35.682	PK
3	*	2417.698	110.662	74.897	N/A	N/A	35.765	PK

Engineer: allen	
Site: AC5	Time: 2018/01/17 - 19:55
Limit: FCC_Part15.209_RE(3m)	Margin: 0
Probe: Horn_3117_00167055(1-18GHz)	Polarity: Vertical
EUT: Wireless Access point	Power: AC 120V/60Hz
Note: Mode 3:Transmit at 2417MHz by 802.11n20 Ant2	



No	Mark	Frequency (MHz)	Measure Level (dBuV/m)	Reading Level (dBuV)	Over Limit (dB)	Limit (dBuV/m)	Factor (dB)	Type
1		2390.000	51.203	15.521	-2.797	54.000	35.682	AV
2	*	2417.757	99.952	64.186	N/A	N/A	35.765	AV

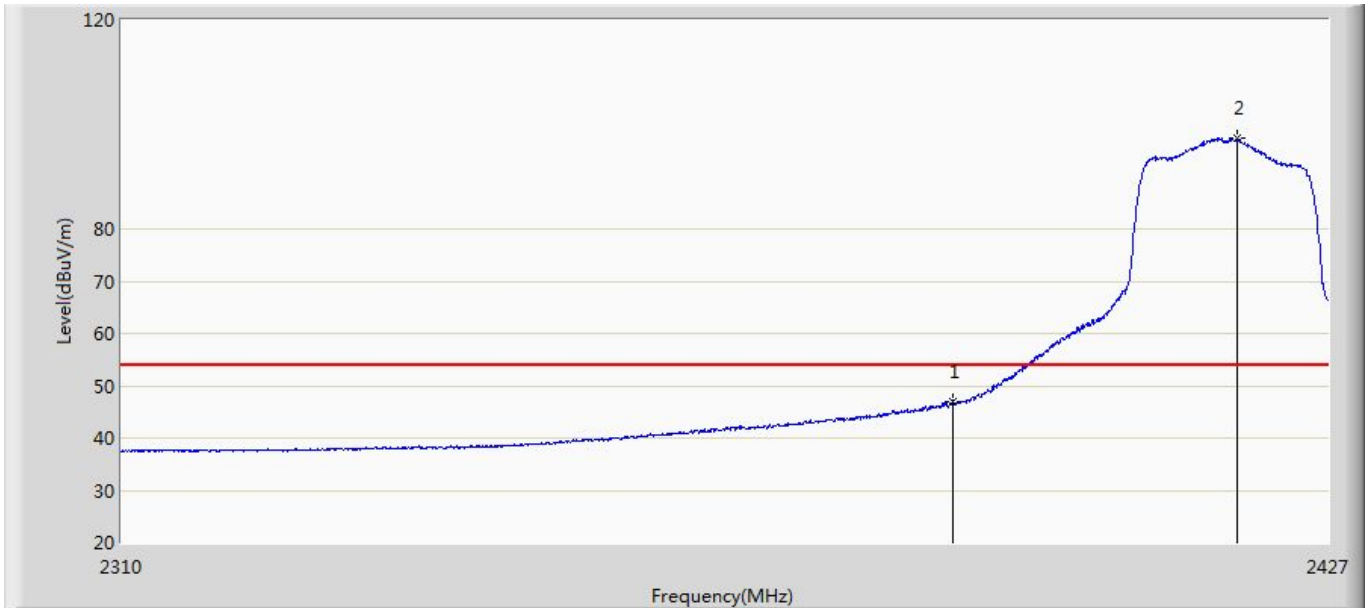
Engineer: allen	
Site: AC5	Time: 2018/01/17 - 19:56
Limit: FCC_Part15.209_RE(3m)	Margin: 0
Probe: Horn_3117_00167055(1-18GHz)	Polarity: Horizontal
EUT: Wireless Access point	Power: AC 120V/60Hz
Note: Mode 3:Transmit at 2417MHz by 802.11n20 Ant2	



No	Mark	Frequency (MHz)	Measure Level (dBuV/m)	Reading Level (dBuV)	Over Limit (dB)	Limit (dBuV/m)	Factor (dB)	Type
1		2390.000	66.001	30.319	-7.999	74.000	35.682	PK
2	*	2417.991	107.935	72.168	N/A	N/A	35.767	PK

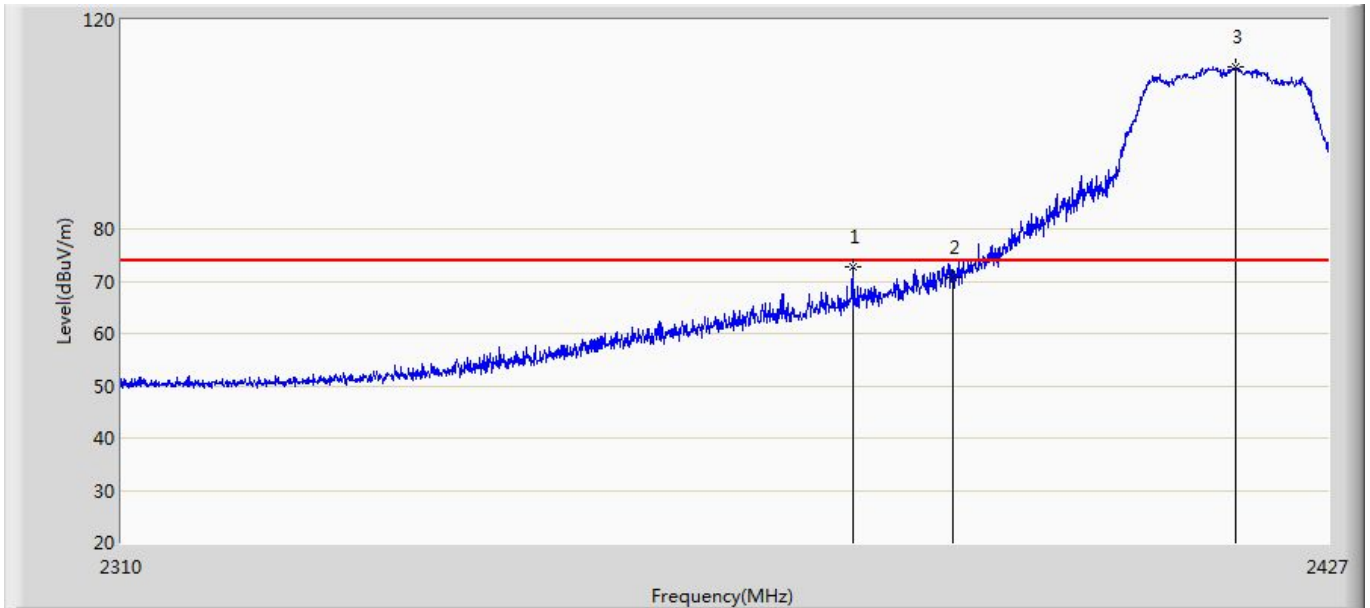


Engineer: allen	
Site: AC5	Time: 2018/01/17 - 19:58
Limit: FCC_Part15.209_RE(3m)	Margin: 0
Probe: Horn_3117_00167055(1-18GHz)	Polarity: Horizontal
EUT: Wireless Access point	Power: AC 120V/60Hz
Note: Mode 3:Transmit at 2417MHz by 802.11n20 Ant2	



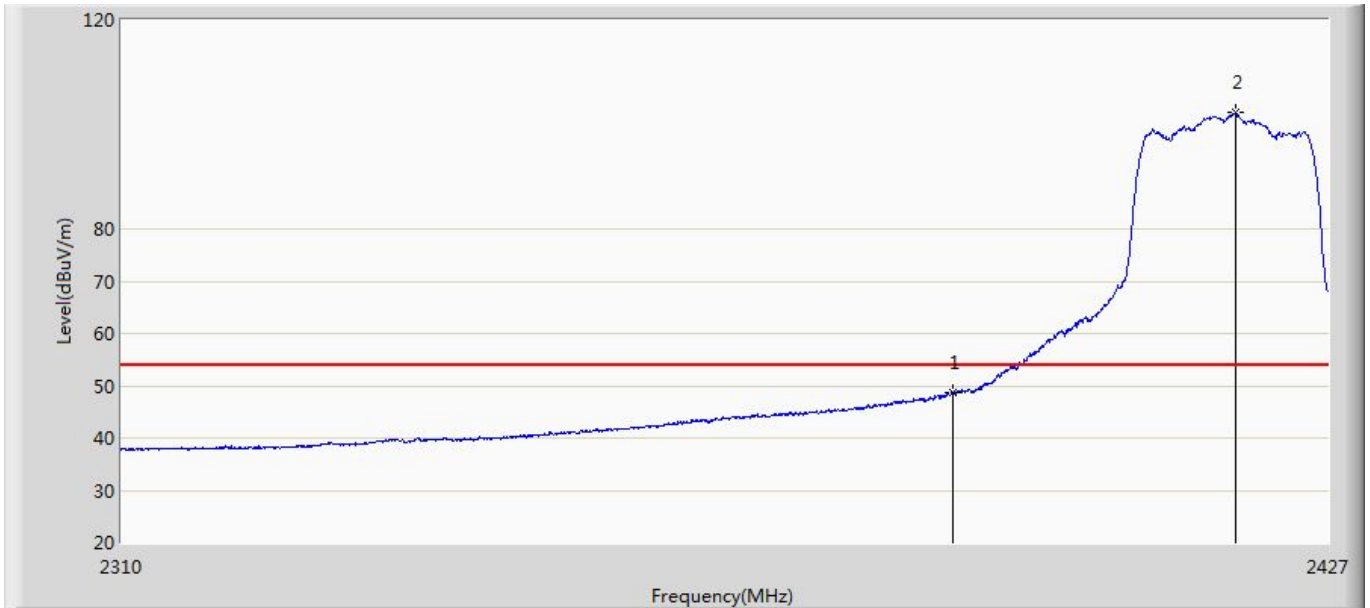
No	Mark	Frequency (MHz)	Measure Level (dBuV/m)	Reading Level (dBuV)	Over Limit (dB)	Limit (dBuV/m)	Factor (dB)	Type
1		2390.000	47.078	11.396	-6.922	54.000	35.682	AV
2	*	2417.933	97.343	61.577	N/A	N/A	35.767	AV

Engineer: allen	
Site: AC5	Time: 2018/01/17 - 20:07
Limit: FCC_Part15.209_RE(3m)	Margin: 0
Probe: Horn_3117_00167055(1-18GHz)	Polarity: Vertical
EUT: Wireless Access point	Power: AC 120V/60Hz
Note: Mode 3:Transmit at 2417MHz by 802.11n20 Ant1+2	



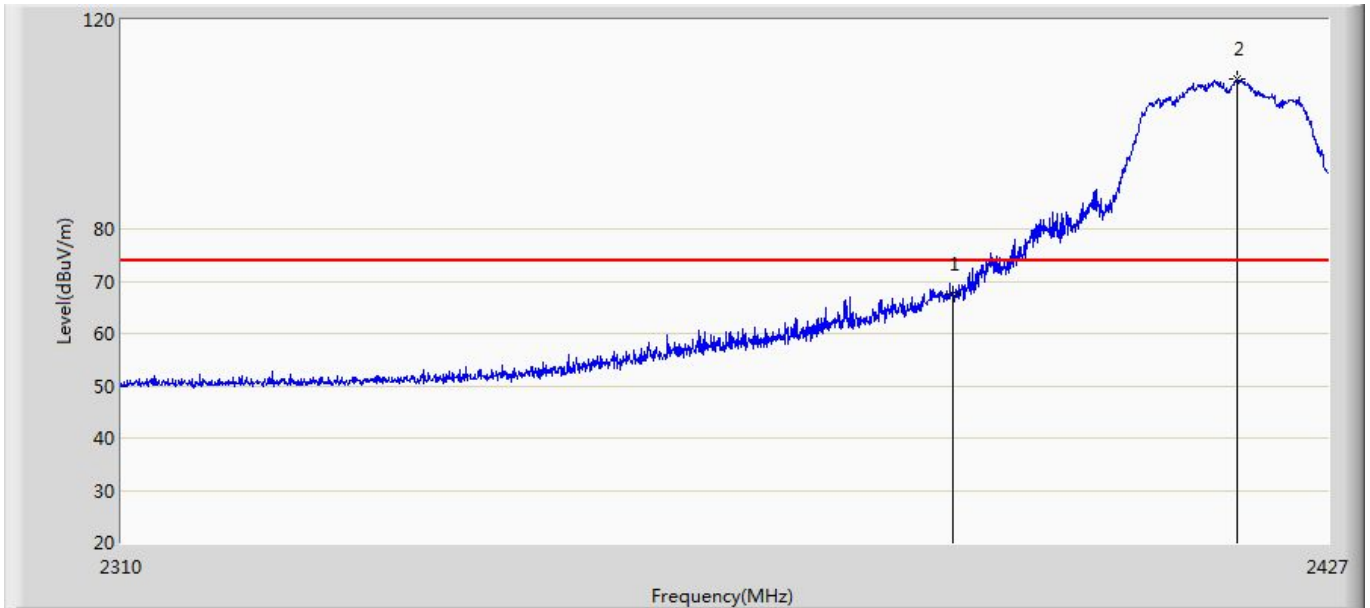
No	Mark	Frequency (MHz)	Measure Level (dBuV/m)	Reading Level (dBuV)	Over Limit (dB)	Limit (dBuV/m)	Factor (dB)	Type
1		2380.200	72.659	36.999	-1.341	74.000	35.660	PK
2		2390.000	70.794	35.112	-3.206	74.000	35.682	PK
3	*	2417.874	110.914	75.148	N/A	N/A	35.766	PK

Engineer: allen	
Site: AC5	Time: 2018/01/17 - 20:08
Limit: FCC_Part15.209_RE(3m)	Margin: 0
Probe: Horn_3117_00167055(1-18GHz)	Polarity: Vertical
EUT: Wireless Access point	Power: AC 120V/60Hz
Note: Mode 3:Transmit at 2417MHz by 802.11n20 Ant1+2	



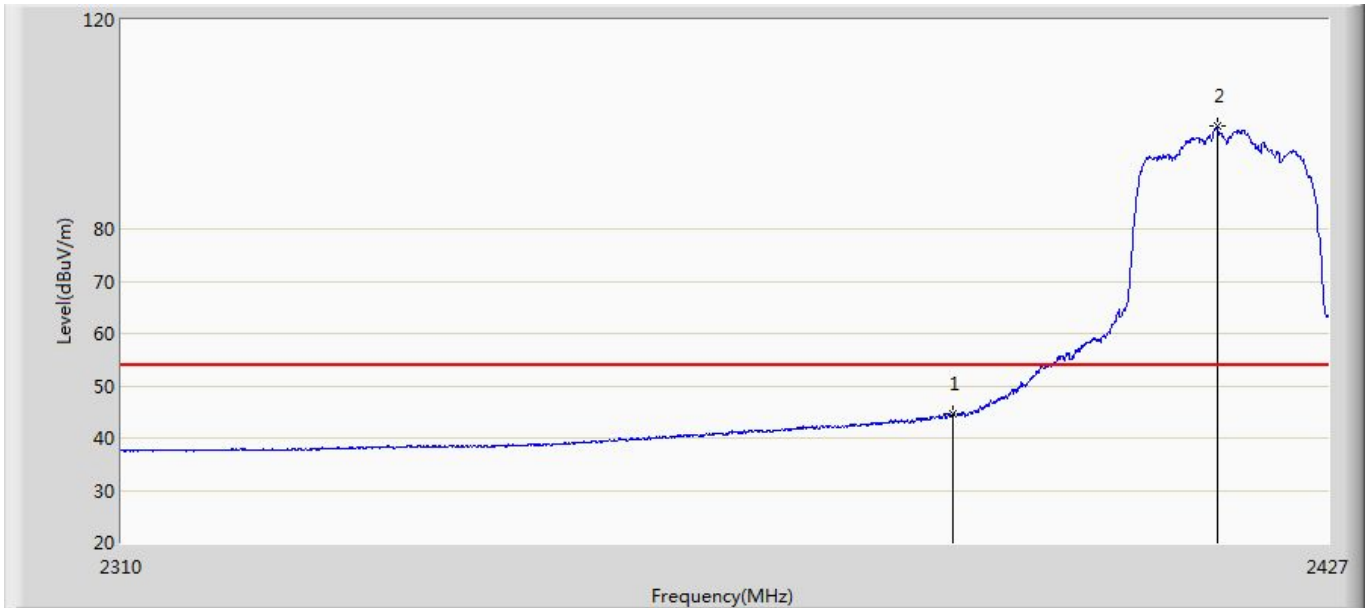
No	Mark	Frequency (MHz)	Measure Level (dBuV/m)	Reading Level (dBuV)	Over Limit (dB)	Limit (dBuV/m)	Factor (dB)	Type
1		2390.000	48.777	13.095	-5.223	54.000	35.682	AV
2	*	2417.874	102.206	66.440	N/A	N/A	35.766	AV

Engineer: allen	
Site: AC5	Time: 2018/01/17 - 20:09
Limit: FCC_Part15.209_RE(3m)	Margin: 0
Probe: Horn_3117_00167055(1-18GHz)	Polarity: Horizontal
EUT: Wireless Access point	Power: AC 120V/60Hz
Note: Mode 3:Transmit at 2417MHz by 802.11n20 Ant1+2	



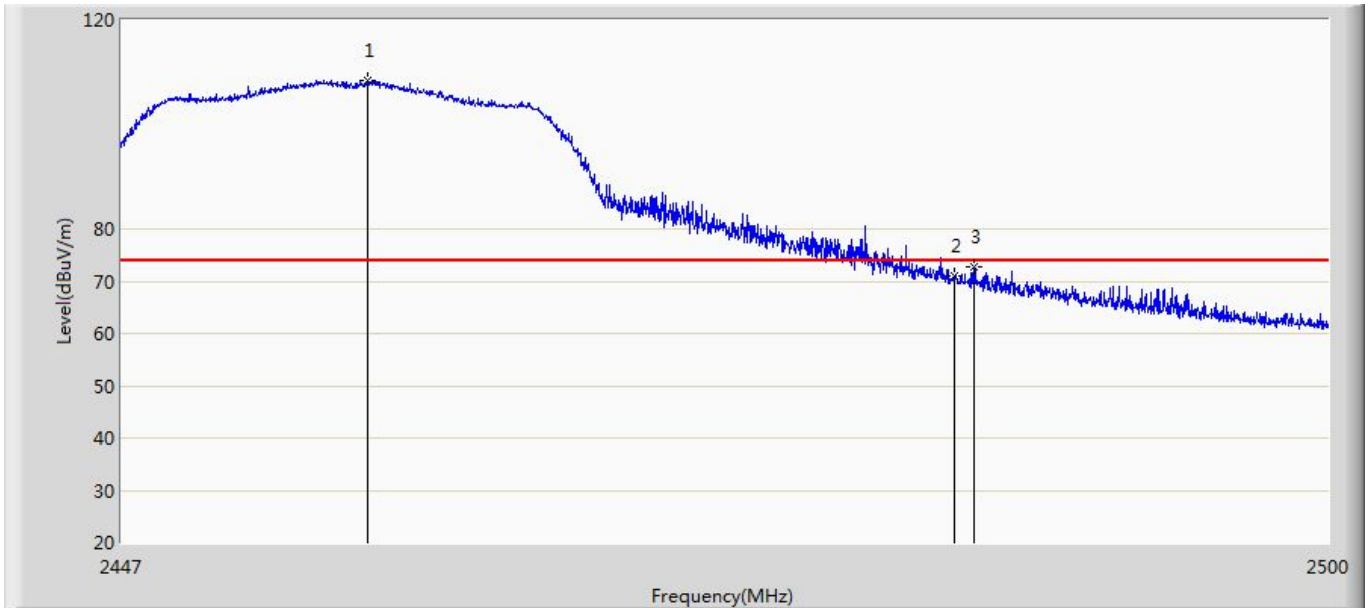
No	Mark	Frequency (MHz)	Measure Level (dBuV/m)	Reading Level (dBuV)	Over Limit (dB)	Limit (dBuV/m)	Factor (dB)	Type
1		2390.000	67.428	31.746	-6.572	74.000	35.682	PK
2	*	2418.050	108.675	72.908	N/A	N/A	35.767	PK

Engineer: allen	
Site: AC5	Time: 2018/01/17 - 20:11
Limit: FCC_Part15.209_RE(3m)	Margin: 0
Probe: Horn_3117_00167055(1-18GHz)	Polarity: Horizontal
EUT: Wireless Access point	Power: AC 120V/60Hz
Note: Mode 3:Transmit at 2417MHz by 802.11n20 Ant1+2	



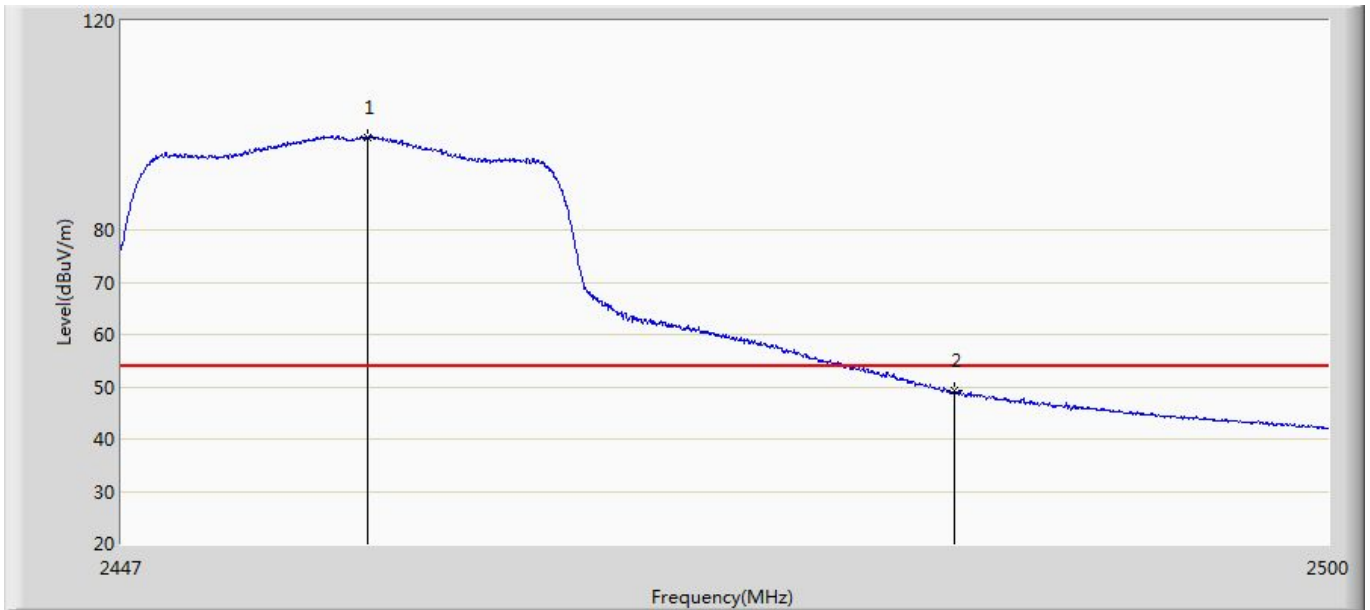
No	Mark	Frequency (MHz)	Measure Level (dBuV/m)	Reading Level (dBuV)	Over Limit (dB)	Limit (dBuV/m)	Factor (dB)	Type
1		2390.000	44.540	8.858	-9.460	54.000	35.682	AV
2	*	2416.002	99.698	63.940	N/A	N/A	35.758	AV

Engineer: allen	
Site: AC5	Time: 2018/01/21 - 14:04
Limit: FCC_Part15.209_RE(3m)	Margin: 0
Probe: Horn_3117_00167055(1-18GHz)	Polarity: Vertical
EUT: Wireless Access point	Power: AC 120V/60Hz
Note: Mode 3:Transmit at 2457MHz by 802.11n20 Ant1	



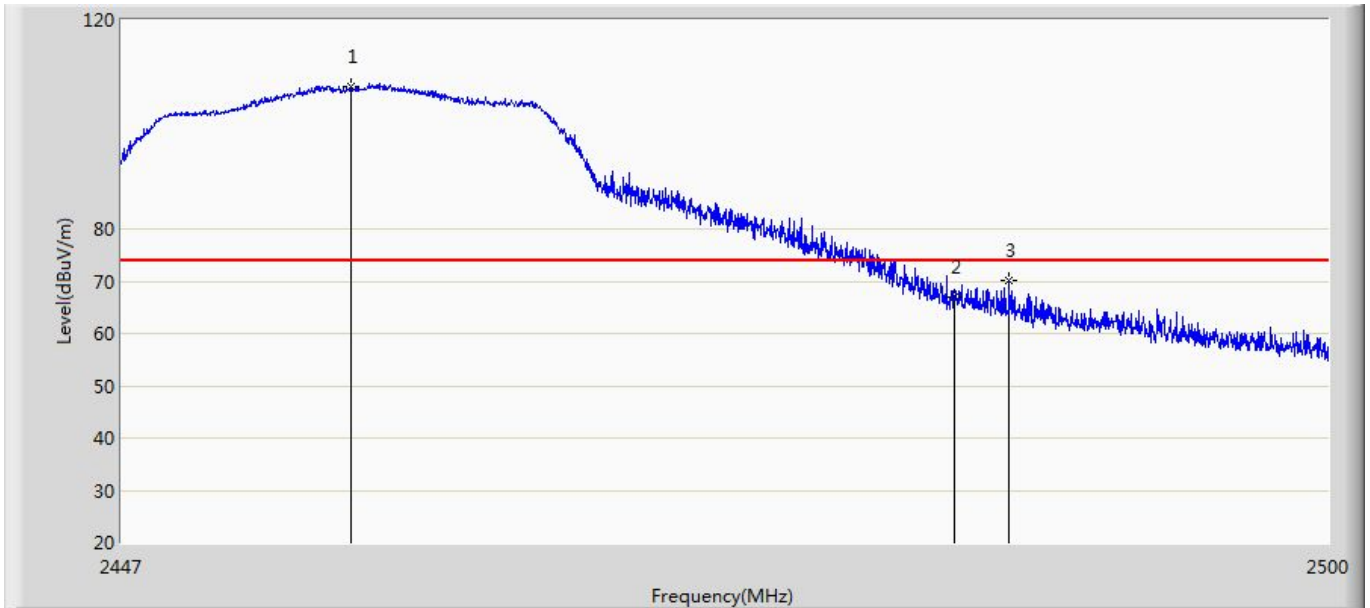
No	Mark	Frequency (MHz)	Measure Level (dBuV/m)	Reading Level (dBuV)	Over Limit (dB)	Limit (dBuV/m)	Factor (dB)	Type
1	*	2457.706	108.371	72.511	N/A	N/A	35.860	PK
2		2483.500	70.991	35.099	-3.009	74.000	35.891	PK
3		2484.338	72.838	36.940	-1.162	74.000	35.897	PK

Engineer: allen	
Site: AC5	Time: 2018/01/17 - 20:27
Limit: FCC_Part15.209_RE(3m)	Margin: 0
Probe: Horn_3117_00167055(1-18GHz)	Polarity: Vertical
EUT: Wireless Access point	Power: AC 120V/60Hz
Note: Mode 3:Transmit at 2457MHz by 802.11n20 Ant1	



No	Mark	Frequency (MHz)	Measure Level (dBuV/m)	Reading Level (dBuV)	Over Limit (dB)	Limit (dBuV/m)	Factor (dB)	Type
1	*	2457.732	97.814	61.954	N/A	N/A	35.860	AV
2		2483.500	49.277	13.385	-4.723	54.000	35.891	AV

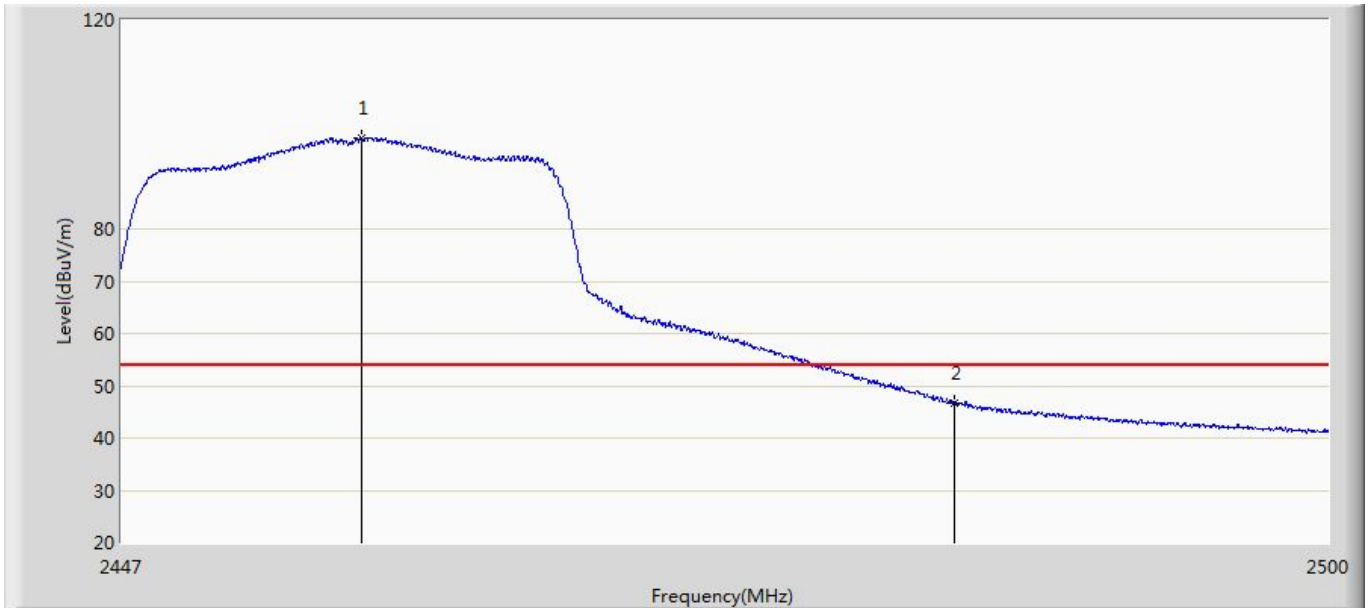
Engineer: allen	
Site: AC5	Time: 2018/01/17 - 20:28
Limit: FCC_Part15.209_RE(3m)	Margin: 0
Probe: Horn_3117_00167055(1-18GHz)	Polarity: Horizontal
EUT: Wireless Access point	Power: AC 120V/60Hz
Note: Mode 3:Transmit at 2457MHz by 802.11n20 Ant1	



No	Mark	Frequency (MHz)	Measure Level (dBuV/m)	Reading Level (dBuV)	Over Limit (dB)	Limit (dBuV/m)	Factor (dB)	Type
1	*	2457.017	107.255	71.399	N/A	N/A	35.856	PK
2		2483.500	67.019	31.127	-6.981	74.000	35.891	PK
3		2485.902	70.113	34.204	-3.887	74.000	35.909	PK

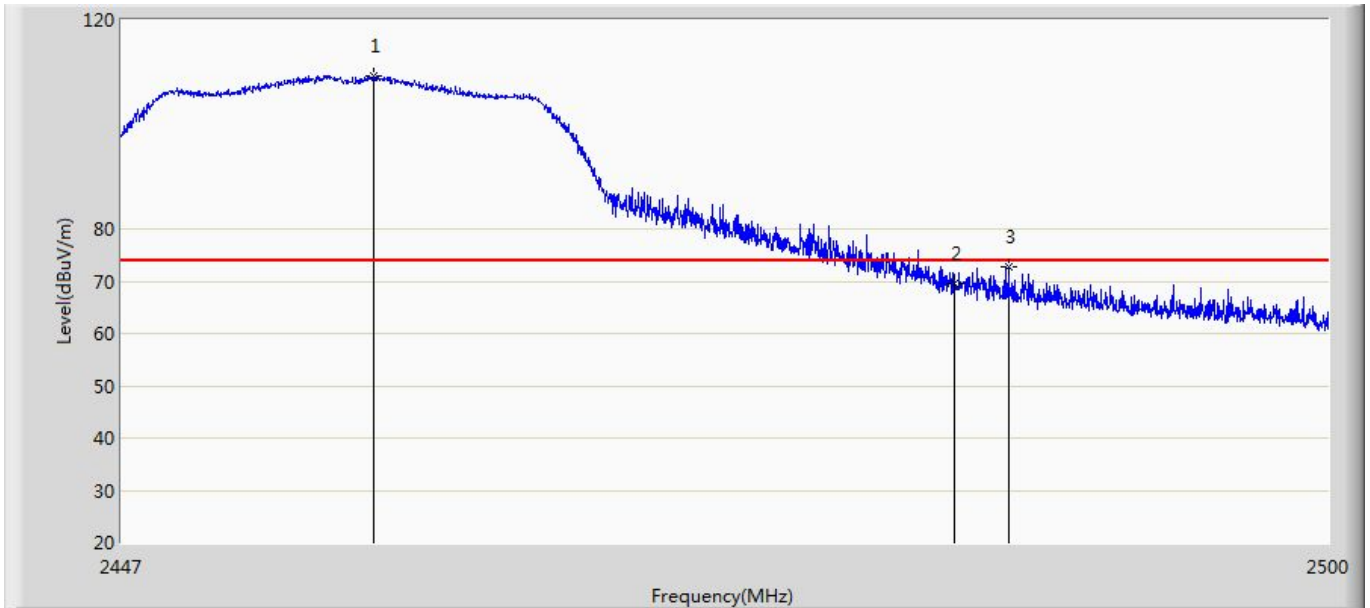


Engineer: allen	
Site: AC5	Time: 2018/01/17 - 20:30
Limit: FCC_Part15.209_RE(3m)	Margin: 0
Probe: Horn_3117_00167055(1-18GHz)	Polarity: Horizontal
EUT: Wireless Access point	Power: AC 120V/60Hz
Note: Mode 3:Transmit at 2457MHz by 802.11n20 Ant1	



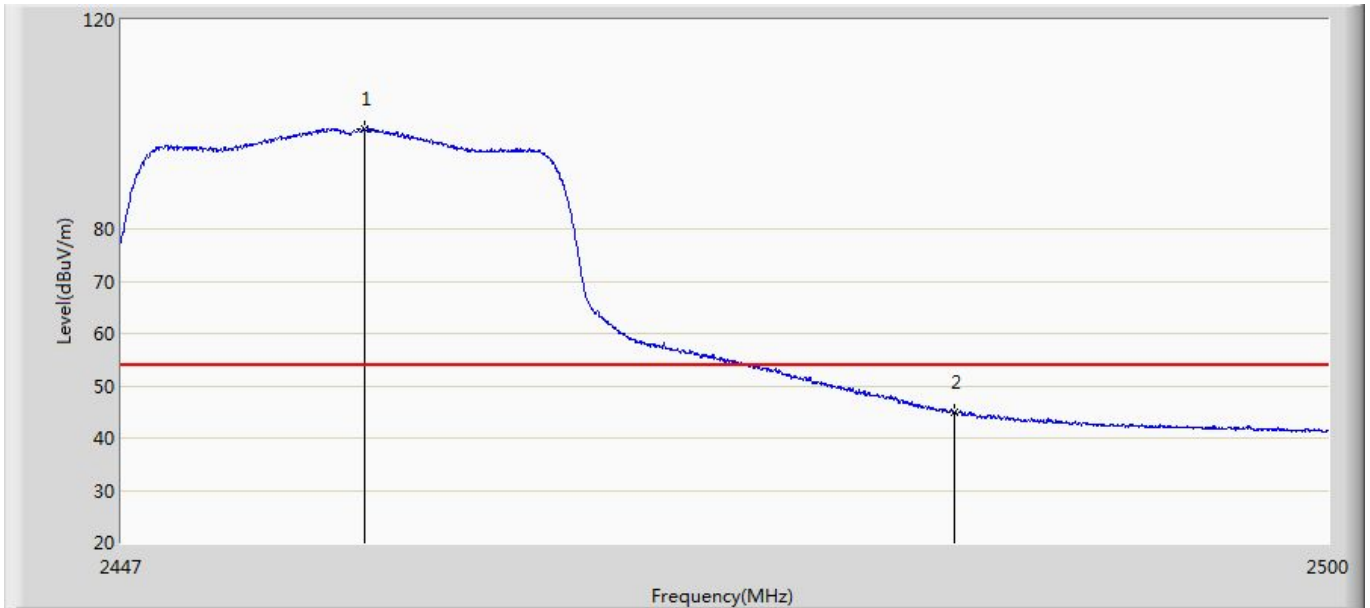
No	Mark	Frequency (MHz)	Measure Level (dBuV/m)	Reading Level (dBuV)	Over Limit (dB)	Limit (dBuV/m)	Factor (dB)	Type
1	*	2457.494	97.493	61.634	N/A	N/A	35.859	AV
2		2483.500	46.794	10.902	-7.206	54.000	35.891	AV

Engineer: allen	
Site: AC5	Time: 2018/01/17 - 20:32
Limit: FCC_Part15.209_RE(3m)	Margin: 0
Probe: Horn_3117_00167055(1-18GHz)	Polarity: Vertical
EUT: Wireless Access point	Power: AC 120V/60Hz
Note: Mode 3:Transmit at 2457MHz by 802.11n20 Ant2	



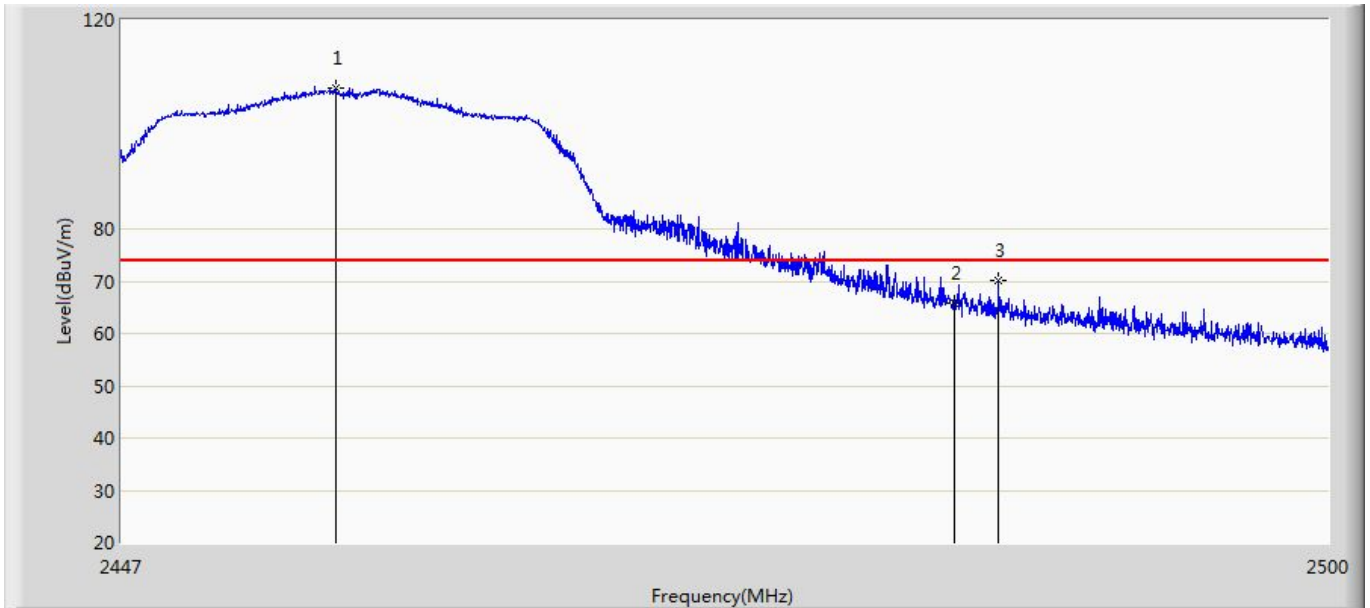
No	Mark	Frequency (MHz)	Measure Level (dBuV/m)	Reading Level (dBuV)	Over Limit (dB)	Limit (dBuV/m)	Factor (dB)	Type
1	*	2458.024	109.376	73.515	N/A	N/A	35.861	PK
2		2483.500	69.656	33.764	-4.344	74.000	35.891	PK
3		2485.875	72.834	36.925	-1.166	74.000	35.909	PK

Engineer: allen	
Site: AC5	Time: 2018/01/17 - 20:42
Limit: FCC_Part15.209_RE(3m)	Margin: 0
Probe: Horn_3117_00167055(1-18GHz)	Polarity: Vertical
EUT: Wireless Access point	Power: AC 120V/60Hz
Note: Mode 3:Transmit at 2457MHz by 802.11n20 Ant2	



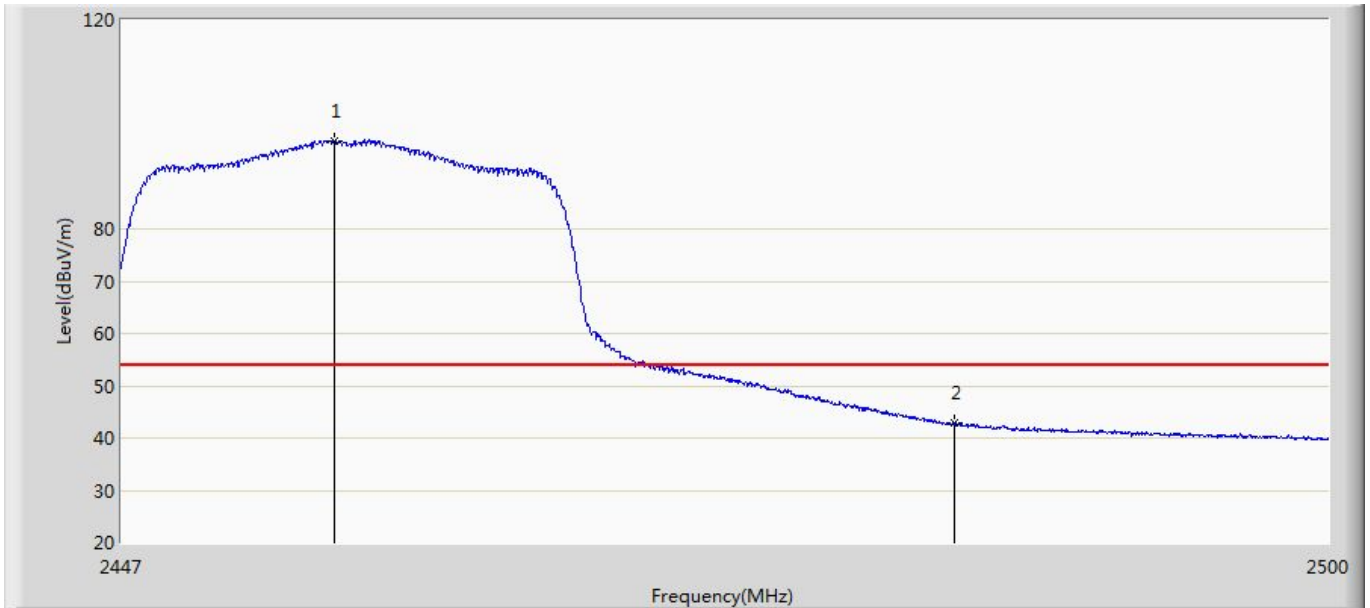
No	Mark	Frequency (MHz)	Measure Level (dBuV/m)	Reading Level (dBuV)	Over Limit (dB)	Limit (dBuV/m)	Factor (dB)	Type
1	*	2457.573	99.079	63.220	N/A	N/A	35.859	AV
2		2483.500	44.934	9.042	-9.066	54.000	35.891	AV

Engineer: allen	
Site: AC5	Time: 2018/01/17 - 20:43
Limit: FCC_Part15.209_RE(3m)	Margin: 0
Probe: Horn_3117_00167055(1-18GHz)	Polarity: Horizontal
EUT: Wireless Access point	Power: AC 120V/60Hz
Note: Mode 3:Transmit at 2457MHz by 802.11n20 Ant2	



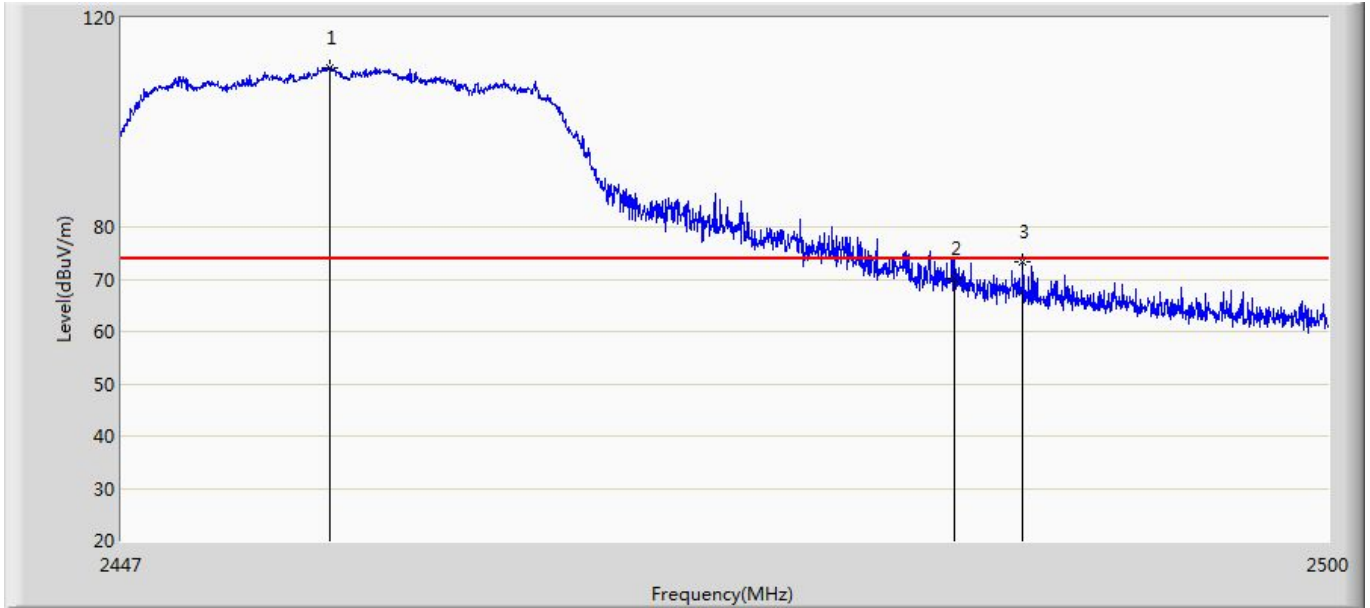
No	Mark	Frequency (MHz)	Measure Level (dBuV/m)	Reading Level (dBuV)	Over Limit (dB)	Limit (dBuV/m)	Factor (dB)	Type
1	*	2456.381	106.955	71.101	N/A	N/A	35.853	PK
2		2483.500	65.821	29.929	-8.179	74.000	35.891	PK
3		2485.425	70.046	34.140	-3.954	74.000	35.906	PK

Engineer: allen	
Site: AC5	Time: 2018/01/17 - 20:47
Limit: FCC_Part15.209_RE(3m)	Margin: 0
Probe: Horn_3117_00167055(1-18GHz)	Polarity: Horizontal
EUT: Wireless Access point	Power: AC 120V/60Hz
Note: Mode 3:Transmit at 2457MHz by 802.11n20 Ant2	



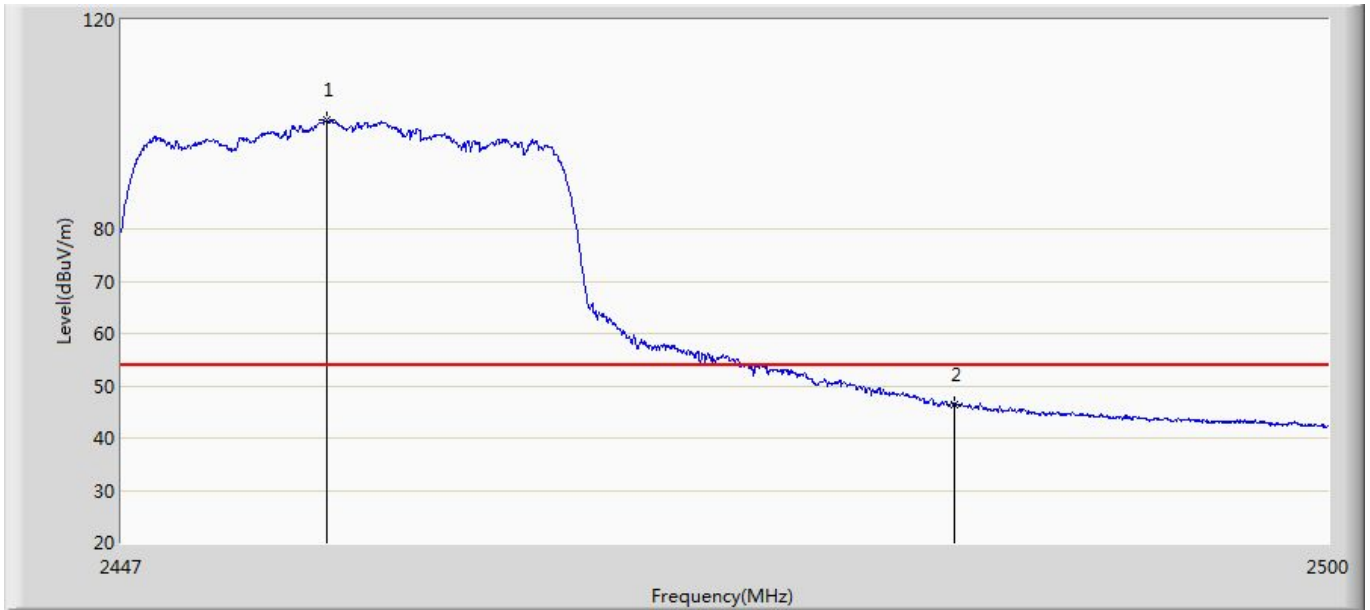
No	Mark	Frequency (MHz)	Measure Level (dBuV/m)	Reading Level (dBuV)	Over Limit (dB)	Limit (dBuV/m)	Factor (dB)	Type
1	*	2456.275	96.896	61.043	N/A	N/A	35.853	AV
2		2483.500	42.856	6.964	-11.144	54.000	35.891	AV

Engineer: allen	
Site: AC5	Time: 2018/01/17 - 20:49
Limit: FCC_Part15.209_RE(3m)	Margin: 0
Probe: Horn_3117_00167055(1-18GHz)	Polarity: Vertical
EUT: Wireless Access point	Power: AC 120V/60Hz
Note: Mode 3:Transmit at 2457MHz by 802.11n20 Ant1+2	



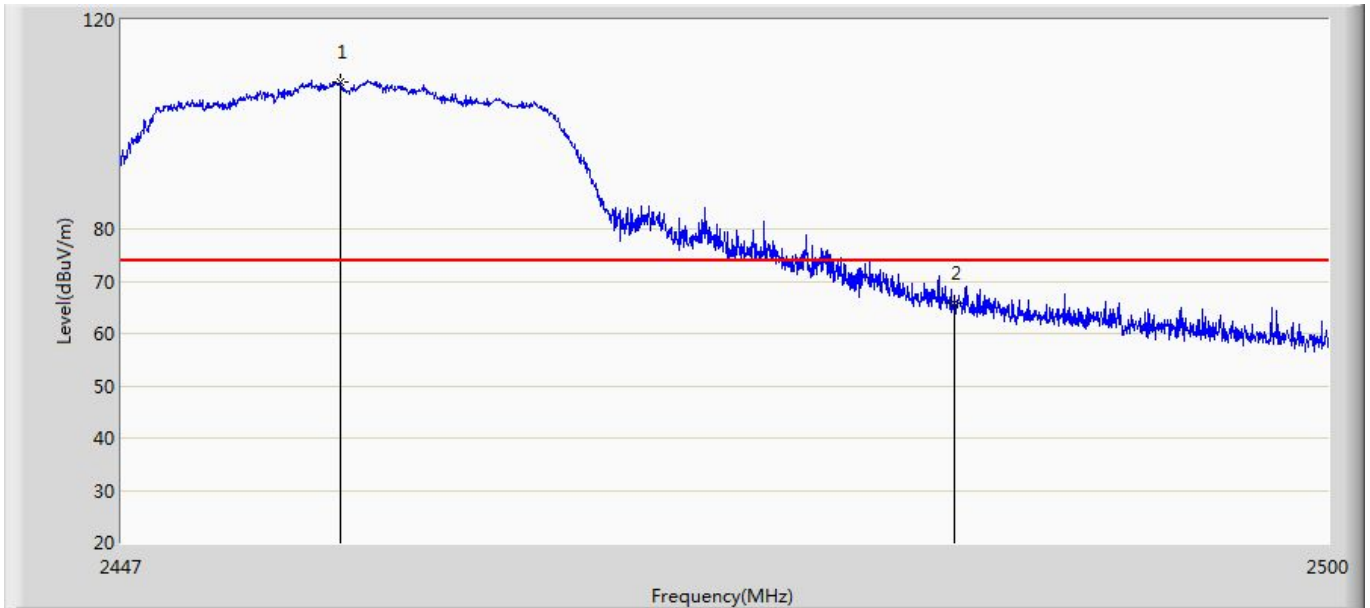
No	Mark	Frequency (MHz)	Measure Level (dBuV/m)	Reading Level (dBuV)	Over Limit (dB)	Limit (dBuV/m)	Factor (dB)	Type
1	*	2456.116	110.299	74.446	N/A	N/A	35.852	PK
2		2483.500	70.101	34.209	-3.899	74.000	35.891	PK
3		2486.485	73.396	37.483	-0.604	74.000	35.913	PK

Engineer: allen	
Site: AC5	Time: 2018/01/17 - 21:00
Limit: FCC_Part15.209_RE(3m)	Margin: 0
Probe: Horn_3117_00167055(1-18GHz)	Polarity: Vertical
EUT: Wireless Access point	Power: AC 120V/60Hz
Note: Mode 3:Transmit at 2457MHz by 802.11n20 Ant1+2	



No	Mark	Frequency (MHz)	Measure Level (dBuV/m)	Reading Level (dBuV)	Over Limit (dB)	Limit (dBuV/m)	Factor (dB)	Type
1	*	2455.957	100.993	65.141	N/A	N/A	35.852	AV
2		2483.500	46.388	10.496	-7.612	54.000	35.891	AV

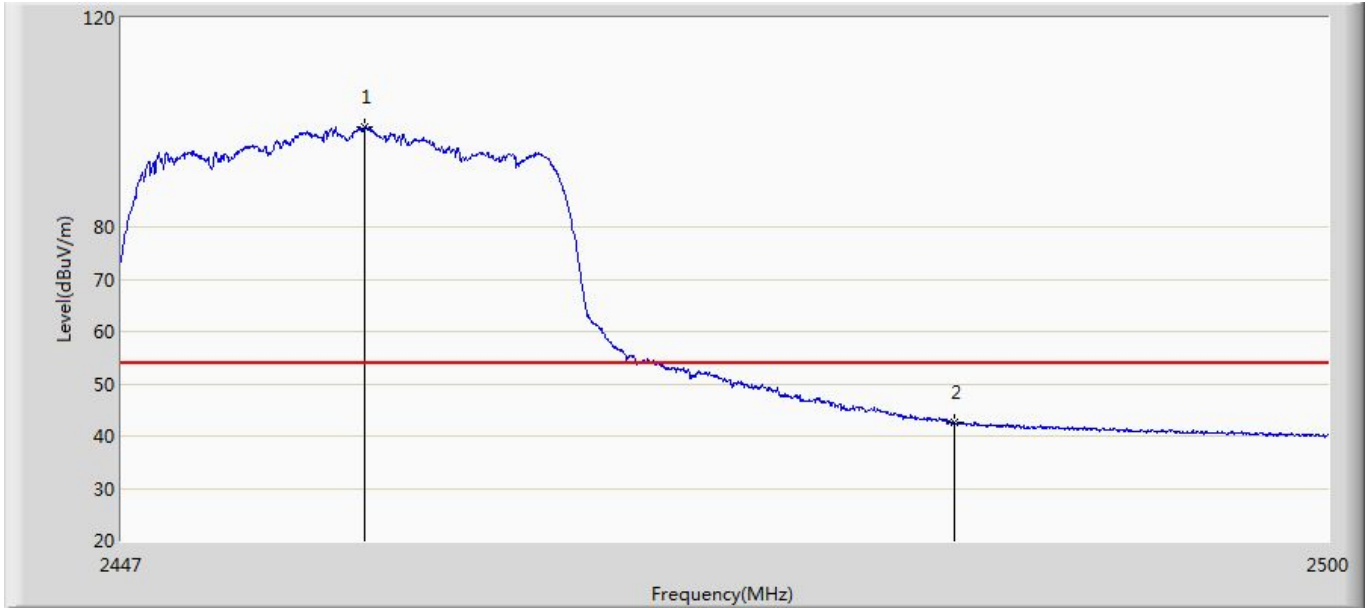
Engineer: allen	
Site: AC5	Time: 2018/01/17 - 21:01
Limit: FCC_Part15.209_RE(3m)	Margin: 0
Probe: Horn_3117_00167055(1-18GHz)	Polarity: Horizontal
EUT: Wireless Access point	Power: AC 120V/60Hz
Note: Mode 3:Transmit at 2457MHz by 802.11n20 Ant1+2	



No	Mark	Frequency (MHz)	Measure Level (dBuV/m)	Reading Level (dBuV)	Over Limit (dB)	Limit (dBuV/m)	Factor (dB)	Type
1	*	2456.540	108.176	72.322	N/A	N/A	35.855	PK
2		2483.500	65.823	29.931	-8.177	74.000	35.891	PK



Engineer: allen	
Site: AC5	Time: 2018/01/17 - 21:02
Limit: FCC_Part15.209_RE(3m)	Margin: 0
Probe: Horn_3117_00167055(1-18GHz)	Polarity: Horizontal
EUT: Wireless Access point	Power: AC 120V/60Hz
Note: Mode 3:Transmit at 2457MHz by 802.11n20 Ant1+2	



No	Mark	Frequency (MHz)	Measure Level (dBuV/m)	Reading Level (dBuV)	Over Limit (dB)	Limit (dBuV/m)	Factor (dB)	Type
1	*	2457.626	99.109	63.250	N/A	N/A	35.859	AV
2		2483.500	42.749	6.857	-11.251	54.000	35.891	AV

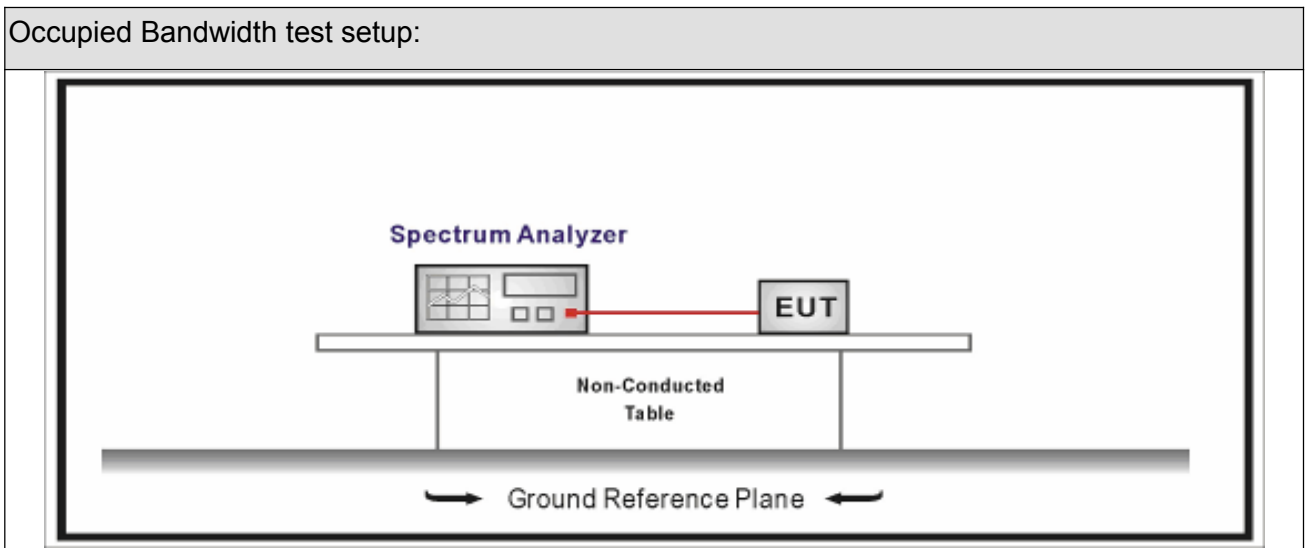
## 7. Occupied Bandwidth

### 7.1. Test Equipment

Occupied Bandwidth / TR-8					
Instrument	Manufacturer	Type No.	Serial No.	Cal. Date	Cal. Due Date
Spectrum Analyzer	Agilent	N9010A	MY48030494	2017.02.04	2018.02.03
EXA Spectrum Analyzer	Keysight	N9010A	MY55370495	2017.04.09	2018.04.08
MXA Signal Analyzer	Keysight	N9020A	MY56060147	2017.04.09	2018.04.08
Temperature/Humidity Meter	zhichen	ZC1-2	TR8-TH	2017.04.10	2018.04.09

Note: All equipment are calibrated with traceable calibrations. Each calibration is traceable to the national or international standards.

### 7.2. Test Setup




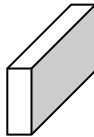




### 7.3. Limit

Occupied Bandwidth
Systems using digital modulation techniques operate in the 2400-2483.5 MHz .The minimum 6 dB bandwidth shall be at least 500 kHz

### 7.4. Test Procedure

Test Method			
	Reference Rule	Chapter	Description
<input checked="" type="checkbox"/>	ANSI C63.10	11.8	DTS bandwidth
	<input type="checkbox"/> ANSI C63.10	11.8.1	Option 1
	<input checked="" type="checkbox"/> ANSI C63.10	11.8.2	Option 2

**7.5. EUT test definition**

Item	Occupied Bandwidth			
Device Category	<input type="checkbox"/>	Fixed point-to-point		
	<input type="checkbox"/>	Emit multiple directional beams, simultaneously or sequentially		
	<input checked="" type="checkbox"/>	Other cases		
Test mode	Mode 1~3			
Test method	<input type="checkbox"/>	Radiated		
		X Axis	Y Axis	Z Axis
				
		Worst Axis <input type="checkbox"/>	Worst Axis <input type="checkbox"/>	Worst Axis <input type="checkbox"/>
	<input checked="" type="checkbox"/>	Conducted		
	<input type="checkbox"/>	Chain 1		
				
	<input checked="" type="checkbox"/>	Chain 1	Chain 2	
				
	<input type="checkbox"/>	Chain 1	Chain 2	Chain 3
				

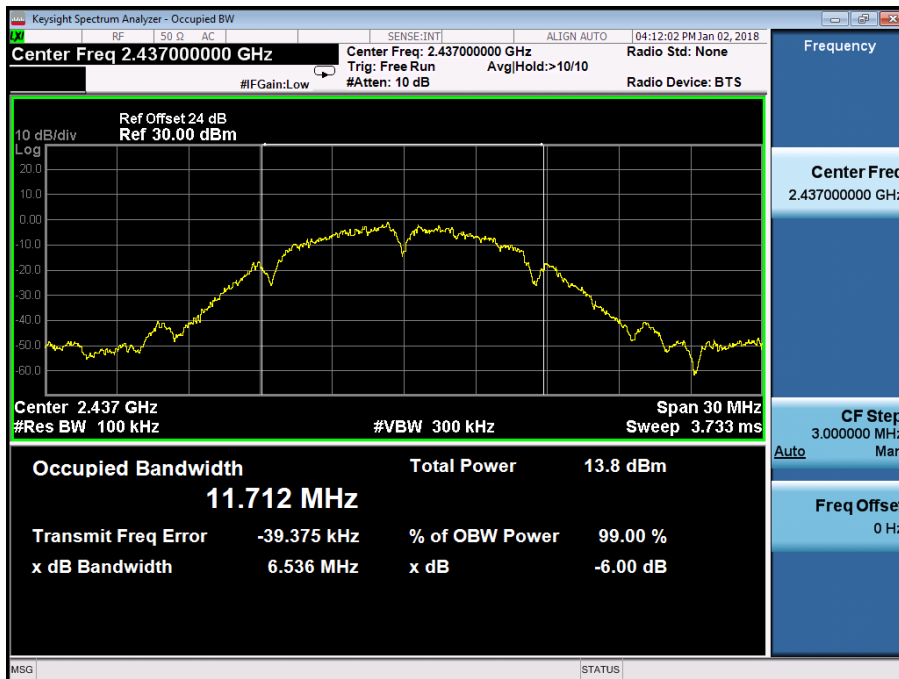
### 7.6. Test Result

Product Name	: Wireless Access point	Power	: AC 120V/60Hz
Test Mode	: Mode1~3	Test Site	: TR8
Test Date	: 2018.01.02	Test Engineer	: Eric

Mode	CH.	Test Freq. (MHz)	99% Occupied Bandwidth (MHz)			6dB Occupied Bandwidth (MHz)			Limit (kHz)	Result
			Ant 1	Ant 2	Ant 1+2	Ant 1	Ant 2	Ant 1+2		
1	01	2412	12.279	11.163	10.548	7.582	6.558	7.729	>500	Pass
1	06	2437	11.599	11.240	11.712	6.675	6.968	6.536	>500	Pass
1	11	2462	11.019	11.339	11.051	7.456	7.557	7.383	>500	Pass
2	01	2412	16.336	16.353	16.332	16.30	11.98	15.56	>500	Pass
2	06	2437	16.382	16.430	16.404	16.00	13.10	15.04	>500	Pass
2	11	2462	16.356	16.343	16.323	15.69	12.88	10.39	>500	Pass
3	01	2412	17.545	17.551	17.557	16.91	16.64	15.95	>500	Pass
3	06	2437	17.587	17.587	17.586	16.88	16.00	16.96	>500	Pass
3	11	2462	17.530	17.555	17.549	13.15	17.18	17.25	>500	Pass

Note : The worst case of Occupied Bandwidth as below in next page:

#### Mode 1 CH06 (2437MHz) Ant 1+2



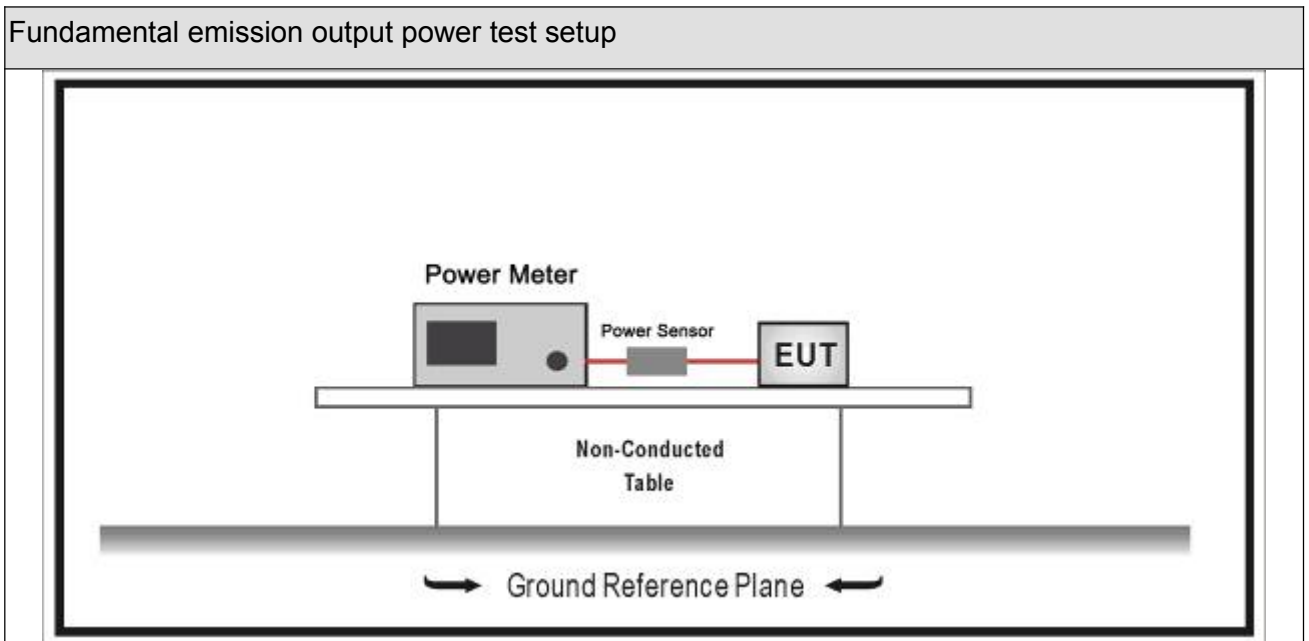
## 8. Fundamental emission output power

### 8.1. Test Equipment

Fundamental emission output power/ TR-8					
Instrument	Manufacturer	Type No.	Serial No.	Cal. Date	Cal. Due Date
Spectrum Analyzer	Agilent	E4446A	MY45300103	2018.01.04	2019.01.03
Spectrum Analyzer	Agilent	N9010A	MY48030494	2017.02.04	2018.02.03
Wideband Peak Power Meter	Anritsu	ML2495A	0905006	2017.10.14	2018.10.13
Power Sensor	Anritsu	MA2411B	0846014	2017.10.14	2018.10.13
Temperature/Humidity Meter	zhicheng	ZC1-2	TR8-TH	2017.04.10	2018.04.09

Note: All equipment are calibrated with traceable calibrations. Each calibration is traceable to the national or international standards.

### 8.2. Test Setup



### 8.3. Limit

Fundamental emission output power Limit		
<input checked="" type="checkbox"/>	$G_{TX} < 6\text{dBi}$	$P_{out} \leq 30\text{dBm}$
<input type="checkbox"/>	$G_{TX} > 6\text{dBi}$	
<input type="checkbox"/>	Non-Fix point-point	$P_{out} \leq 30 - (G_{TX} - 6)$
<input type="checkbox"/>	Fix point-point	$P_{out} \leq 30 - [(G_{TX} - 6)]/3$
<input type="checkbox"/>	Point-to-multipoint	$P_{out} \leq 30 - (G_{TX} - 6)$
<input type="checkbox"/>	Overlap Beams	$P_{out} \leq 30 - [(G_{TX} - 6)]/3$
<input type="checkbox"/>	Aggregate power transmitted simultaneously on all beams	$P_{out} \leq 30 - [(G_{TX} - 6)]/3$
<input type="checkbox"/>	single directional beam	$P_{out} \leq 30 - [(G_{TX} - 6)]/3 + 8\text{dB}$
Note 1 : $G_{TX}$ directional gain of transmitting antennas.		
Note 2 : $P_{out}$ is maximum peak conducted output power .		


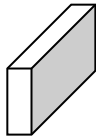

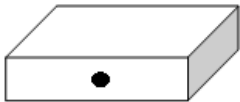
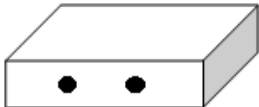

### 8.4. Test Procedure

Fundamental emission output power Test Method					
	References Rule		Chapter	Description	
<input checked="" type="checkbox"/>	ANSI C63.10		11.9	Fundamental emission output power	
	<input checked="" type="checkbox"/>	ANSI C63.10		11.9.1	Maximum peak conducted output power
	<input type="checkbox"/>	ANSI C63.10	11.9.1.1	RBW $\geq$ DTS bandwidth	
	<input type="checkbox"/>	ANSI C63.10	11.9.1.2	Integrated band power method	
	<input checked="" type="checkbox"/>	ANSI C63.10	11.9.1.3	PKPM1 Peak power meter method	
	<input type="checkbox"/>	ANSI C63.10		11.9.2	Maximum conducted (average) output power
	<input type="checkbox"/>	ANSI C63.10		11.9.2.2	Measurement using a spectrum analyzer (SA)
	<input type="checkbox"/>	ANSI C63.10	11.9.2.2.2	Method AVGSA-1(Duty cycle $\geq$ 98%)	
	<input type="checkbox"/>	ANSI C63.10	11.9.2.2.3	Method AVGSA-1A(Duty cycle $\geq$ 98%)	
	<input type="checkbox"/>	ANSI C63.10	11.9.2.2.4	Method AVGSA-2(Duty cycle $\leq$ 98%)	
	<input type="checkbox"/>	ANSI C63.10	11.9.2.2.5	Method AVGSA-2A(Duty cycle $\leq$ 98%)	
	<input type="checkbox"/>	ANSI C63.10	11.9.2.2.4	Method AVGSA-3	
	<input type="checkbox"/>	ANSI C63.10	11.9.2.2.5	Method AVGSA-3A	
	<input type="checkbox"/>	ANSI C63.10		11.9.2.3	Measurement using a power meter (PM)
	<input type="checkbox"/>	ANSI C63.10	11.9.2.3.1	Method AVGPM	
	<input type="checkbox"/>	ANSI C63.10	11.9.2.3.2	Method AVGPM-G	



Directional Gain Calculations for In-Band test method			
	References Rule	Chapter	Description
<input type="checkbox"/>	KDB 662911	F2)a)	Basic methodology
	<input type="checkbox"/> KDB 662911	F2)a) (i)	transmit signals are correlated
	<input type="checkbox"/> KDB 662911	F2)a) (ii)	transmit signals are uncorrelated
<input type="checkbox"/>	KDB 662911	F2)b)	Sectorized antenna systems.
<input type="checkbox"/>	KDB 662911	F2)c)	Cross-polarized antennas
	<input type="checkbox"/> ANSI C63.10	F2)c) (i)	Cross-polarized antennas
	<input type="checkbox"/> ANSI C63.10	F2)c) (ii)	Multiple antennas
<input type="checkbox"/>	KDB 662911	F2)e)	Spatial Multiplexing
	<input type="checkbox"/> KDB 662911	F2)e) (i)	Antennas have the same gain
	<input type="checkbox"/> KDB 662911	F2)e) (ii)	Antenna have the different gain with one spatial stream
	<input checked="" type="checkbox"/> KDB 662911	F2)e) (iii)	Antenna have the different gain with more than one spatial stream
<input checked="" type="checkbox"/>	KDB 662911	F2)f)	Cyclic Delay Diversity (CDD)
	<input type="checkbox"/> KDB 662911	F2)f) (i)	Antennas have the same gain
	<input checked="" type="checkbox"/> KDB 662911	F2)f) (ii)	Antenna have the different gain with one spatial stream
	<input type="checkbox"/> KDB 662911	F2)f) (iii)	Antenna have the different gain with more than one spatial stream

**8.5. EUT test definition**

Item	Fundamental emission output power			
Device Category	<input type="checkbox"/>	Fixed point-to-point		
	<input type="checkbox"/>	Emit multiple directional beams, simultaneously or sequentially		
	<input checked="" type="checkbox"/>	Other cases		
Test mode	Mode 1~3			
Test method	<input type="checkbox"/>	Radiated		
		X Axis	Y Axis	Z Axis
				
		Worst Axis <input type="checkbox"/>	Worst Axis <input type="checkbox"/>	Worst Axis <input type="checkbox"/>
	<input checked="" type="checkbox"/>	Conducted		
	<input type="checkbox"/>	Chain 1		
				
	<input checked="" type="checkbox"/>	Chain 1	Chain 2	
				
	<input type="checkbox"/>	Chain 1	Chain 2	Chain 3
				

## 8.6. Test Result

Product Name	: Wireless Access point	Power	: AC 120V/60Hz
Test Mode	: Mode1~3	Test Site	: TR8
Test Date	: 2017.12.25	Test Engineer	: Eric

### For SISO

Mode	Channel	Test Frequency (MHz)	Average Power Output (dBm)		Limit (dBm)	Result
			Ant 1	Ant 2		
1	01	2412	18.92	18.86	30	Pass
1	02	2417	19.14	18.78	30	Pass
1	06	2437	21.09	20.54	30	Pass
1	11	2462	20.33	20.02	30	Pass
2	01	2412	18.37	17.72	30	Pass
2	02	2417	19.16	18.47	30	Pass
2	06	2437	21.62	21.36	30	Pass
2	10	2457	19.21	18.03	30	Pass
2	11	2462	18.69	17.45	30	Pass
3	01	2412	17.51	17.02	30	Pass
3	02	2417	19.06	18.14	30	Pass
3	06	2437	21.37	20.84	30	Pass
3	10	2457	18.67	17.55	30	Pass
3	11	2462	17.12	15.62	30	Pass

Mode	Channel	Test Frequency (MHz)	E.I.R.P (dBm)		Limit (dBm)	Result
			Ant 1	Ant 2		
1	01	2412	20.82	20.76	36	Pass
1	02	2417	21.04	20.68	36	Pass
1	06	2437	22.99	22.44	36	Pass
1	11	2462	22.23	21.92	36	Pass
2	01	2412	20.27	19.62	36	Pass
2	02	2417	21.06	20.37	36	Pass
2	06	2437	23.52	23.26	36	Pass
2	10	2457	21.11	19.93	36	Pass
2	11	2462	20.59	19.35	36	Pass
3	01	2412	19.41	18.92	36	Pass
3	02	2417	20.96	20.04	36	Pass
3	06	2437	23.27	22.74	36	Pass
3	10	2457	20.57	19.45	36	Pass
3	11	2462	19.02	17.52	36	Pass

Note: E.I.R.P= Average Power Output + Antenna Gain

**CDD**

Mode	Channel	Test Frequency (MHz)	Average Power Output (dBm)		Total Power (dBm)	Directional Gain (dBi)	Limit (dBm)	Result
			Ant 1	Ant 2				
1	01	2412	18.04	16.97	20.55	1.9	30	Pass
1	02	2417	17.72	16.89	20.34	1.9	30	Pass
1	06	2437	20.42	20.35	23.40	1.9	30	Pass
1	10	2457	18.94	18.02	21.51	1.9	30	Pass
1	11	2462	19.75	17.91	21.94	1.9	30	Pass
2	01	2412	17.26	17.17	20.23	1.9	30	Pass
2	02	2417	16.93	16.96	19.96	1.9	30	Pass
2	06	2437	21.31	20.55	23.96	1.9	30	Pass
2	10	2457	17.45	17.81	20.64	1.9	30	Pass
2	11	2462	16.35	16.22	19.30	1.9	30	Pass
3	01	2412	16.18	16.32	19.26	1.9	30	Pass
3	02	2417	17.16	17.23	20.21	1.9	30	Pass
3	06	2437	20.38	20.32	23.36	1.9	30	Pass
3	10	2457	17.09	17.61	20.37	1.9	30	Pass
3	11	2462	15.92	15.88	18.91	1.9	30	Pass

Mode	Channel	Test Frequency (MHz)	Average Power Output (dBm)		Total Power (dBm)	Directional Gain (dBi)	E.I.R.P (dBm)	Limit (dBm)	Result
			Ant 1	Ant 2					
1	01	2412	18.04	16.97	20.55	1.9	22.45	36	Pass
1	02	2417	17.72	16.89	20.34	1.9	22.24	36	Pass
1	06	2437	20.42	20.35	23.40	1.9	25.30	36	Pass
1	10	2457	18.94	18.02	21.51	1.9	23.41	36	Pass
1	11	2462	19.75	17.91	21.94	1.9	23.84	36	Pass
2	01	2412	17.26	17.17	20.23	1.9	22.13	36	Pass
2	02	2417	16.93	16.96	19.96	1.9	21.86	36	Pass
2	06	2437	21.31	20.55	23.96	1.9	25.86	36	Pass
2	10	2457	17.45	17.81	20.64	1.9	22.54	36	Pass
2	11	2462	16.35	16.22	19.30	1.9	21.20	36	Pass
3	01	2412	16.18	16.32	19.26	1.9	21.16	36	Pass
3	02	2417	17.16	17.23	20.21	1.9	22.11	36	Pass
3	06	2437	20.38	20.32	23.36	1.9	25.26	36	Pass
3	10	2457	17.09	17.61	20.37	1.9	22.27	36	Pass
3	11	2462	15.92	15.88	18.91	1.9	20.81	36	Pass

Note: E.I.R.P= Total + Antenna Gain

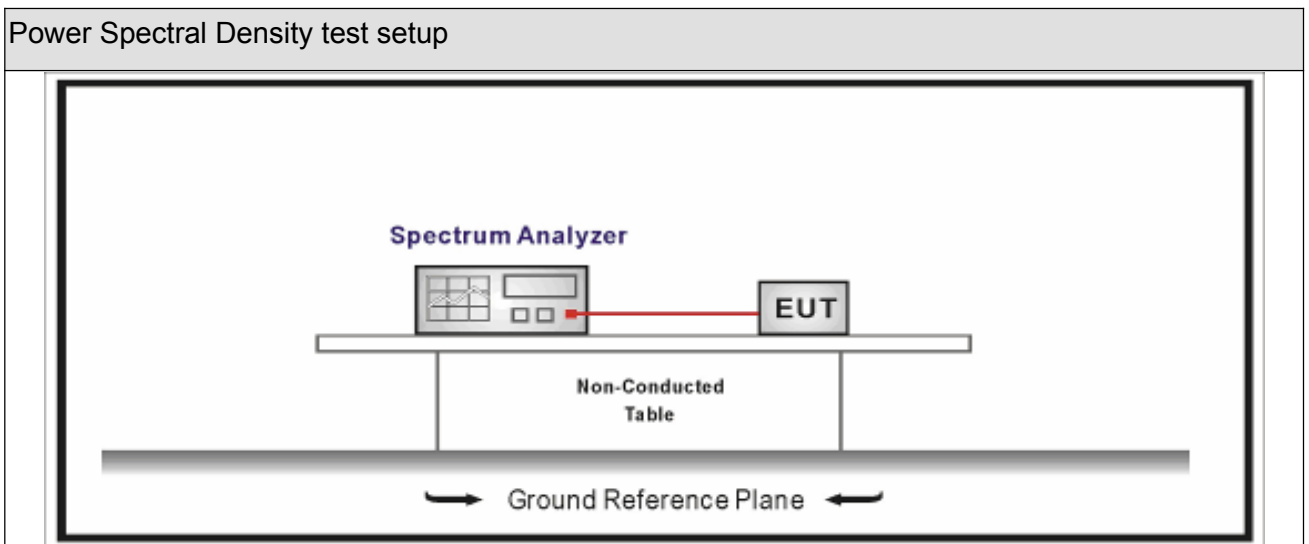
## 9. Power Spectral Density

### 9.1. Test Equipment

Power Spectral Density / TR-8					
Instrument	Manufacturer	Type No.	Serial No.	Cal. Date	Cal. Due Date
Spectrum Analyzer	Agilent	N9010A	MY48030494	2017.02.04	2018.02.03
EXA Spectrum Analyzer	Keysight	N9010A	MY55370495	2017.04.09	2018.04.08
MXA Signal Analyzer	Keysight	N9020A	MY56060147	2017.04.09	2018.04.08
Temperature/Humidity Meter	zhichen	ZC1-2	TR8-TH	2017.04.10	2018.04.09

Note: All equipment are calibrated with traceable calibrations. Each calibration is traceable to the national or international standards.

### 9.2. Test Setup



### 9.3. Limit

Power Spectral Density Limit

Power Spectral Density  $\leq 8\text{dBm}/3\text{kHz}$


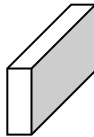

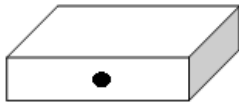


#### 9.4. Test Procedure

Power Spectral Density Test Method			
	References Rule	Chapter	Description
<input checked="" type="checkbox"/>	ANSI C63.10	11.10	Maximum power spectral density level in the fundamental emission
<input checked="" type="checkbox"/>	ANSI C63.10	11.10.2	Method PKPSD (peak PSD)
<input type="checkbox"/>	ANSI C63.10	11.10.3	Method AVGPSD-1(Duty cycle $\geq$ 98%)
<input type="checkbox"/>	ANSI C63.10	11.10.4	Method AVGPSD-1A(Duty cycle $\geq$ 98%)
<input type="checkbox"/>	ANSI C63.10	11.10.5	Method AVGPSD-2(Duty cycle $<$ 98%)
<input type="checkbox"/>	ANSI C63.10	11.10.6	Method AVGPSD-2A(Duty cycle $<$ 98%)
<input type="checkbox"/>	ANSI C63.10	11.10.7	Method AVGPSD-3
<input type="checkbox"/>	ANSI C63.10	11.10.8	Method AVGPSD-3A



Directional Gain Calculations for In-Band test method				
	Referred Rule		Chapter	Description
<input type="checkbox"/>	KDB 662911		F2)a)	Basic methodology
	<input type="checkbox"/>	KDB 662911	F2)a) (i)	transmit signals are correlated
	<input type="checkbox"/>	KDB 662911	F2)a) (ii)	transmit signals are uncorrelated
<input type="checkbox"/>	KDB 662911		F2)b)	Sectorized antenna systems.
<input type="checkbox"/>	KDB 662911		F2)c)	Cross-polarized antennas
	<input type="checkbox"/>	ANSI C63.10	F2)c) (i)	Cross-polarized antennas
	<input type="checkbox"/>	ANSI C63.10	F2)c) (ii)	Multiple antennas
<input type="checkbox"/>	KDB 662911		F2)e)	Spatial Multiplexing
	<input type="checkbox"/>	KDB 662911	F2)e) (i)	Antennas have the same gain
	<input type="checkbox"/>	KDB 662911	F2)e) (ii)	Antenna have the different gain with one spatial stream
	<input checked="" type="checkbox"/>	KDB 662911	F2)e) (iii)	Antenna have the different gain with more than one spatial stream
<input checked="" type="checkbox"/>	KDB 662911		F2)f)	Cyclic Delay Diversity (CDD)
	<input type="checkbox"/>	KDB 662911	F2)f) (i)	Antennas have the same gain
	<input checked="" type="checkbox"/>	KDB 662911	F2)f) (ii)	Antenna have the different gain with one spatial stream
	<input type="checkbox"/>	KDB 662911	F2)f) (iii)	Antenna have the different gain with more than one spatial stream

**9.5. EUT test definition**

Item	Power Spectral Density Test Method			
Device Category	<input type="checkbox"/>	Fixed point-to-point		
	<input type="checkbox"/>	Emit multiple directional beams, simultaneously or sequentially		
	<input checked="" type="checkbox"/>	Other cases		
Test mode	Mode 1~3			
Test method	<input type="checkbox"/>	Radiated		
		X Axis	Y Axis	Z Axis
				
		Worst Axis <input type="checkbox"/>	Worst Axis <input type="checkbox"/>	Worst Axis <input type="checkbox"/>
	<input checked="" type="checkbox"/>	Conducted		
	<input type="checkbox"/>	Chain 1		
				
	<input checked="" type="checkbox"/>	Chain 1	Chain 2	
				
	<input type="checkbox"/>	Chain 1	Chain 2	Chain 3
				

### 9.6. Test Result

Product Name	: Wireless Access point	Power	: AC 120V/60Hz
Test Mode	: Mode1~3	Test Site	: TR8
Test Date	: 2017.12.25	Test Engineer	: Eric

#### SISO

Mode	Channel	Test Frequency (MHz)	Measurement PSD (dBm/3kHz)		Limit (dBm/3kHz)	Result
			Ant 1	Ant 2		
1	01	2412	-7.237	-6.717	8.0	Pass
1	06	2437	-8.368	-8.075	8.0	Pass
1	11	2462	-8.820	-9.174	8.0	Pass
2	01	2412	-11.443	-11.105	8.0	Pass
2	06	2437	-8.307	-7.635	8.0	Pass
2	11	2462	-9.449	-9.669	8.0	Pass
3	01	2412	-11.045	-12.881	8.0	Pass
3	06	2437	-9.306	-9.577	8.0	Pass
3	11	2462	-10.324	-12.027	8.0	Pass

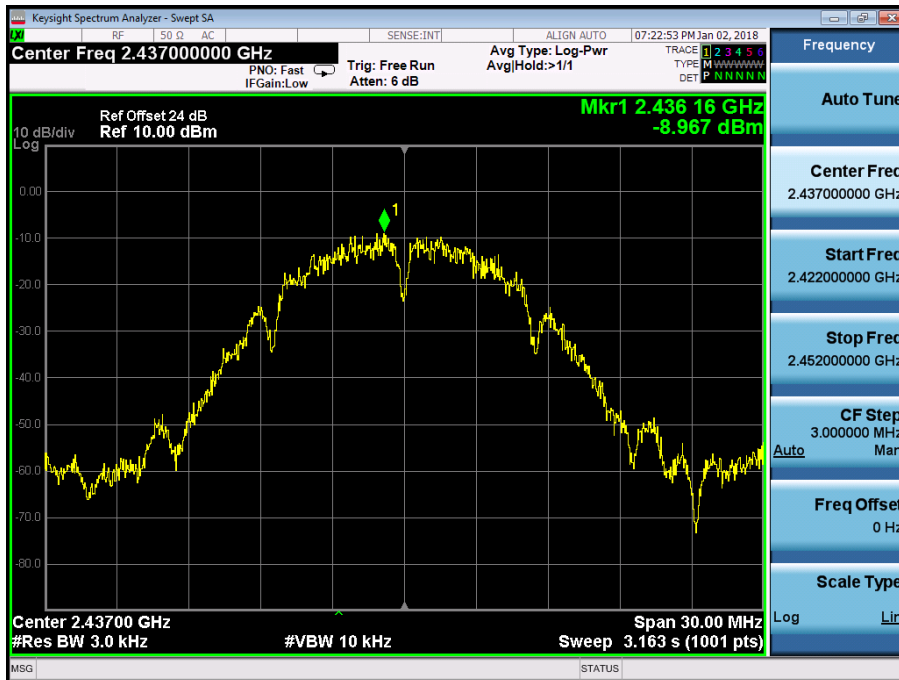
Mode 1 CH01(2412MHz) Ant 2



**CDD**

Mode	Channel	Test Frequency (MHz)	Measurement PSD (dBm/3kHz)		Total Measurement PSD (dBm/3kHz)	Directional Gain (dBi)	Limit (dBm/3kHz)	Result
			Ant 1	Ant 2				
1	01	2412	-10.969	-11.197	-8.071	4.9	8.0	Pass
1	06	2437	-8.967	-7.371	-5.086	4.9	8.0	Pass
1	11	2462	-9.907	-8.892	-6.360	4.9	8.0	Pass
2	01	2412	-11.062	-10.831	-7.935	4.9	8.0	Pass
2	06	2437	-8.201	-9.354	-5.729	4.9	8.0	Pass
2	11	2462	-12.273	-10.585	-8.337	4.9	8.0	Pass
3	01	2412	-12.496	-13.316	-9.876	4.9	8.0	Pass
3	06	2437	-10.514	-8.902	-6.623	4.9	8.0	Pass
3	11	2462	-11.328	-12.063	-8.670	4.9	8.0	Pass

Mode 1 CH06(2437MHz) Ant 1



Mode 1 CH01(2412MHz) Ant 2



## 10. Antenna Requirement

### 10.1. Limit

Antenna Requirement Limit
<p>An intentional radiator shall be designed to ensure that no antenna other than that furnished by the responsible party shall be used with the device. The use of a permanently attached antenna or of an antenna that uses a unique coupling to the intentional radiator shall be considered sufficient to comply with the provisions of this section. The manufacturer may design the unit so that a broken antenna can be replaced by the user, but the use of a standard antenna jack or electrical connector is prohibited. This requirement does not apply to carrier current devices or to devices operated under the provisions of §15.211, §15.213, §15.217, §15.219, or §15.221. Further, this requirement does not apply to intentional radiators that must be professionally installed, such as perimeter protection systems and some field disturbance sensors, or to other intentional radiators which, in accordance with §15.31(d), must be measured at the installation site. However, the installer shall be responsible for ensuring that the proper antenna is employed so that the limits in this part are not exceeded.</p>

### 10.2. Antenna Connector Construction

Antenna Connector Construction	
<input checked="" type="checkbox"/>	The use of a permanently attached antenna
<input type="checkbox"/>	The antenna use of a unique coupling to the intentional radiator
<input type="checkbox"/>	The use of a nonstandard antenna jack or electrical connector
Please refer to the attached document "Internal Photograph" to show the antenna connector.	

\_\_\_\_\_ The End \_\_\_\_\_