



FCC C2PC Test Report

FCC Part15 Subpart E

Product Name : Wireless Access Point
Model No. : AP650
FCC ID : WBV-AP650

Applicant : Aerohive Networks, Inc.
Address : Aerohive Networks, 1011 McCarthy Boulevard,
Milpitas, CA 95035, United States

Date of Receipt : Jul. 18, 2018
Test Date : May. 15, 2018~ Sep. 05, 2018
Issued Date : Sep. 28, 2018
Report No. : 1872113R-RF-US-P09V01
Report Version : V1.0

The test results relate only to the samples tested.

The test results shown in the test report are traceable to the national/international standard through the calibration of the equipment and evaluated measurement uncertainty herein.

This report must not be used to claim product endorsement by A2LA or any agency of the government.

The test report shall not be reproduced without the written approval of DEKRA Testing and Certification (Suzhou) Co., Ltd.

Test Report Certification

Issued Date : Sep. 28, 2018
Report No. : 1872113R-RF-US-P09V01



Product Name : Wireless Access Point
 Applicant : Aerohive Networks, Inc.
 Address : Aerohive Networks, 1011 McCarthy Boulevard, Milpitas, CA
 95035, United States
 Manufacturer : Aerohive Networks, Inc.
 Address : Aerohive Networks, 1011 McCarthy Boulevard, Milpitas, CA
 95035, United States
 Model No. : AP650
 FCC ID : WBV-AP650
 EUT Voltage : PoE 48V
 Test Voltage : AC 120V/60Hz
 Brand Name : Aerohive
 Applicable Standard : FCC CFR Title 47 Part 15 Subpart E
 ANSI C63.10:2013;
 789033 D02 General UNII Test Procedures New Rules
 v02r01
 KDB 662911 D01 Multiple Transmitter Output v02r01
 Test Result : Complied
 Performed Location : DEKRA Testing and Certification (Suzhou) Co., Ltd.
 No.99 Hongye Rd., Suzhou Industrial Park, Suzhou,215006,
 Jiangsu, China
 TEL: +86-512-6251-5088 / FAX: +86-512-6251-5098
 FCC Designation Number: CN1199

Documented By : Kathy Feng
 (Project Assistant: Kathy Feng)

Reviewed By : Frank He
 (Senior Engineer: Frank He)

Approved By : Jack Zhang
 (Engineer Supervisor: Jack Zhang)

TABLE OF CONTENTS

Description	Page
1. General Information	7
1.1. EUT Description	7
1.2. Antenna information	8
1.3. Working Frequency of Each Channel:.....	9
1.4. Mode of Operation	10
1.5. Tested System Details.....	11
1.6. Configuration of Tested System	12
1.7. EUT Exercise Software	13
2. Technical Test.....	14
2.1. Summary of Test Result	14
2.2. Test Frequency configuration:	14
2.3. Power vs Data Rate	16
2.4. Duty Cycle.....	22
2.5. Test Environment	28
2.6. Uncertainty	28
3. Conducted Emission	29
3.1. Test Equipment	29
3.2. Test Setup	29
3.3. Limit	30
3.4. Test Procedure	30
3.5. Test Result	31
4. Radiated Emission	33
4.1. Test Equipment	33
4.2. Test Setup	34
4.3. Limit	35
4.4. Test Procedure	38
4.5. EUT test Axis definition	39

4.6. Test Result 40

Appendix 1: CDD Ant 2x2 RSE 40

Appendix 2: CDD Ant 4x4 RSE 40

Appendix 3: Beam-Forming Ant 2x2 RSE 40

Appendix 4: Beam-Forming Ant 4x4 RSE 40

Appendix 5: Worst case RSE 40

5. Emission bandwidth and occupied bandwidth..... 45

5.1. Test Equipment 45

5.2. Test Setup 45

5.3. Limit 45

5.4. Test Procedure 46

5.5. EUT test Axis definition 47

5.6. Test Result 48

6. 6dB bandwidth 67

6.1. Test Equipment 67

6.2. Test Setup 67

6.3. Limit 67

6.4. Test Procedure 68

6.5. EUT test Axis definition 69

6.6. Test Result 70

7. Power Output 80

7.1. Test Equipment 80

7.2. Test Setup 80

7.3. Limit 81

7.4. Test Procedure 82

7.5. EUT test Axis definition 84

7.6. Test Result 85

8. Peak Power Spectral Density 123

8.1. Test Equipment 123

8.2. Test Setup 123

8.3. Limit 124

8.4. Test Procedure 125

8.5. EUT test Axis definition 126

8.6. Test Result 127

9. Band Edge 151

9.1. Test Equipment 151

9.2. Test Setup 151

9.3. Limit 152

9.4. Test Procedure 155

9.5. EUT test Axis definition 157

Band Edge 157

9.6. Test Result 158

10. Frequency Stability 338

10.1. Test Equipment 338

10.2. Test Setup 338

10.3. Limit 339

10.4. Test Procedure 340

10.5. Uncertainty 340

10.6. EUT test Axis definition 341

10.7. Test Result 342

11. Antenna Requirement 346

11. 346

11.1. Limit 346

11.2. Antenna Connector Construction 346

History of This Test Report

REPORT NO.	VERSION	DESCRIPTION	ISSUED DATE
1872113R-RF-US-P09V01	V1.0	Initial Issued Report	Sep. 28, 2018

1. General Information

1.1.EUT Description

Product Name	Wireless Access Point					
Brand Name	Aerohive					
Model No.	AP650					
EUT Voltage	PoE 48V					
Type of Modulation	OFDM-BPSK, QPSK, 16QAM, 64QAM, 128QAM, 256QAM,1024QAM					
Data Rate	802.11a: 6/9/12/18/24/36/48/54Mbps					
	802.11n: up to 600Mbps					
	802.11ac: up to 1.7Gbps					
	802.11ax: up to 2.4Gbps					
Channel Control	Auto					
Transmit modes	<input checked="" type="checkbox"/>	802.11a	<input checked="" type="checkbox"/>	802.11n(20MHz)	<input checked="" type="checkbox"/>	802.11n(40MHz)
	<input checked="" type="checkbox"/>	802.11ac(20MHz)	<input checked="" type="checkbox"/>	802.11ac(40MHz)	<input checked="" type="checkbox"/>	802.11ac(80MHz)
	<input checked="" type="checkbox"/>	802.11ax(20MHz)	<input checked="" type="checkbox"/>	802.11ax(40MHz)	<input checked="" type="checkbox"/>	802.11ax(80MHz)
	<input checked="" type="checkbox"/>	802.11ax(160MHz)				
Support Bands	<input checked="" type="checkbox"/>	5150MHz~5250MHz	<input type="checkbox"/> Outdoor AP			
			<input checked="" type="checkbox"/> Indoor AP			
			<input type="checkbox"/> Fixed point-to-point AP			
			<input type="checkbox"/> Mobile and Portable Client			
	<input checked="" type="checkbox"/>	5250MHz~5350MHz				
	<input checked="" type="checkbox"/>	5470MHz~5725MHz	<input checked="" type="checkbox"/>	With TDWR Channels		
<input type="checkbox"/>			Without TDWR Channels			
<input checked="" type="checkbox"/>	5725MHz~5850MHz					

Note1: The device contains two 5GHz modules, and called eth6 and eth7, eth6 can work separately and eth7 can only transmit with eth6 which at 5150~5350MHz and eth6 work at 5470~5850MHz. So eth6 test all the frequency bands and eth7 only test 5150~5350MHz.

2: The output power of 802.11ax is lower than 802.11ac, so we didn't show 802.11ax test data in this report.

1.2. Antenna information

Antenna Model No.	N/A							
Antenna Manufacturer	N/A							
Antenna Delivery	<input checked="" type="checkbox"/>	1*TX+1*RX	<input checked="" type="checkbox"/>	2*TX+2*RX	<input checked="" type="checkbox"/>	3*TX+3*RX	<input checked="" type="checkbox"/>	4*TX+4*RX
Antenna Technology	<input type="checkbox"/> SISO							
	<input checked="" type="checkbox"/>	MIMO	<input type="checkbox"/>	Basic methodology				
			<input type="checkbox"/>	Sectorized antenna systems				
			<input type="checkbox"/>	Cross-polarized antennas				
			<input type="checkbox"/>	Unequal antenna gains, with equal transmit powers				
			<input checked="" type="checkbox"/>	Spatial Multiplexing				
<input checked="" type="checkbox"/>	Cyclic Delay Diversity (CDD)							
Antenna Type	Metal Antenna							
Antenna Technology(2*TX+2*RX)	Ant Gain (dBi)			Directional Gain (dBi)				
				For Power		For PSD		
<input checked="" type="checkbox"/> CDD	6			6		9		
<input checked="" type="checkbox"/> Beam-forming	6			9		9		
Antenna Technology(4*TX+4*RX)	Ant Gain (dBi)			Directional Gain (dBi)				
				For Power		For PSD		
<input checked="" type="checkbox"/> CDD	6			6		12		
<input checked="" type="checkbox"/> Beam-forming	6			12		12		

1.3. Working Frequency of Each Channel:

802.11a/n/ac/ax(20MHz) Working Frequency of Each Channel:							
Channel	Frequency	Channel	Frequency	Channel	Frequency	Channel	Frequency
36	5180 MHz	40	5200 MHz	44	5220 MHz	48	5240 MHz
52	5260MHz	56	5280 MHz	60	5300 MHz	64	5320 MHz
100	5500MHz	104	5520 MHz	108	5540 MHz	112	5550 MHz
116	5580MHz	120	5600MHz	124	5620MHz	128	5640MHz
132	5660 MHz	136	5680 MHz	140	5700 MHz	144	5720 MHz
149	5745 MHz	153	5765 MHz	157	5785 MHz	161	5805 MHz
165	5825MHz	N/A	N/A	N/A	N/A	N/A	N/A
802.11n/ac/ax(40MHz) Working Frequency of Each Channel:							
Channel	Frequency	Channel	Frequency	Channel	Frequency	Channel	Frequency
38	5190 MHz	46	5230 MHz	54	5270 MHz	62	5310 MHz
102	5510 MHz	110	5550 MHz	118	5590 MHz	126	5630 MHz
134	5670 MHz	142	5710 MHz	151	5755 MHz	159	5795 MHz
802.11ac/ax(80MHz) Working Frequency of Each Channel:							
Channel	Frequency	Channel	Frequency	Channel	Frequency	Channel	Frequency
42	5210 MHz	58	5290 MHz	106	5530MHz	122	5610 MHz
138	5690 MHz	155	5775 MHz	N/A	N/A	N/A	N/A
802.11ax(160MHz) Working Frequency of Each Channel:							
Channel	Frequency	Channel	Frequency	Channel	Frequency	Channel	Frequency
50	5250 MHz	114	5570MHz	N/A	N/A	N/A	N/A

1.4. Mode of Operation

DEKRA has verified the construction and function in typical operation. All the test modes were carried out with the EUT in normal operation, which was shown in this test report and defined as:

Test Mode
Mode 1: Transmit by 802.11a with CDD
Mode 2: Transmit by 802.11n(20MHz) with CDD
Mode 3: Transmit by 802.11n(40MHz) with CDD
Mode 4: Transmit by 802.11ac(20MHz) with CDD
Mode 5: Transmit by 802.11ac(40MHz) with CDD
Mode 6: Transmit by 802.11ac(80MHz) with CDD
Mode 7: Transmit by 802.11ax(20MHz) with CDD
Mode 8: Transmit by 802.11ax(40MHz) with CDD
Mode 9: Transmit by 802.11ax(80MHz) with CDD
Mode 10: Transmit by 802.11ax(160MHz) with CDD
Mode 11: Transmit by 802.11a with Beam-forming
Mode 12: Transmit by 802.11n(20MHz) with Beam-forming
Mode 13: Transmit by 802.11n(40MHz) with Beam-forming
Mode 14: Transmit by 802.11ac(20MHz) with Beam-forming
Mode 15: Transmit by 802.11ac(40MHz) with Beam-forming
Mode 16: Transmit by 802.11ac(80MHz) with Beam-forming
Mode 17: Transmit by 802.11ax(20MHz) with Beam-forming
Mode 18: Transmit by 802.11ax(40MHz) with Beam-forming
Mode 19: Transmit by 802.11ax(80MHz) with Beam-forming
Mode 20: Transmit by 802.11ax(160MHz) with Beam-forming

Note 1: Regards to the frequency band operation: the lowest, middle and highest frequency of channel were selected to perform the test, then shown on this report.

Note 2: For portable device, radiated tests was verified over X, Y, Z axis, and shown the worst case on this report.

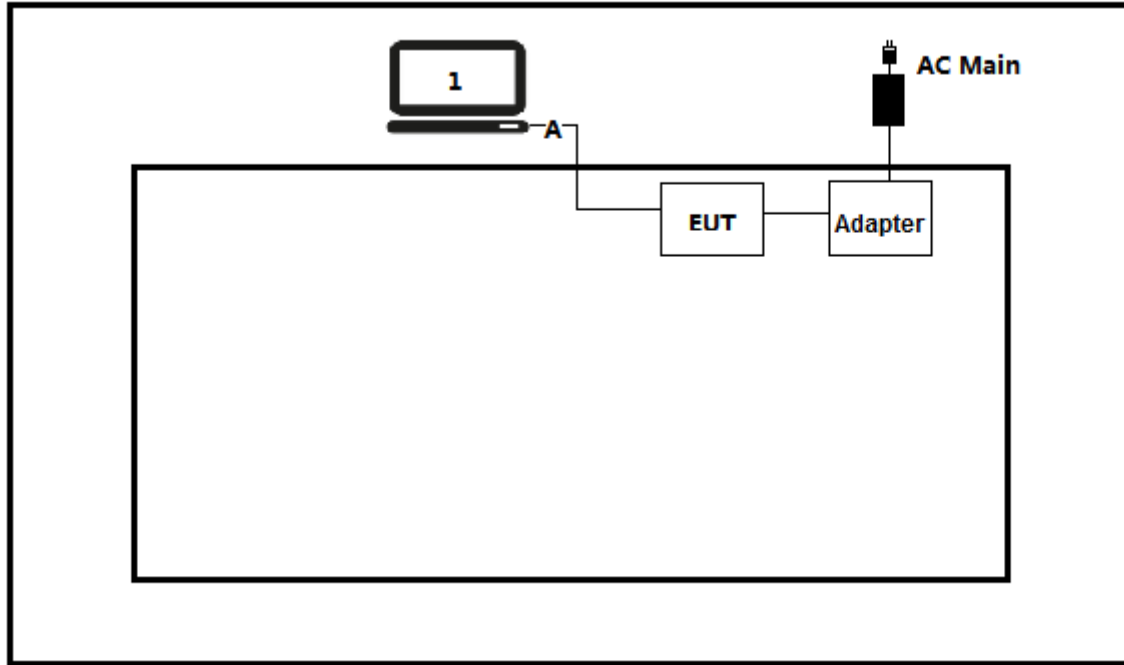
1.5. Tested System Details

The types for all equipment, plus descriptions of all cables used in the tested system (including inserted cards) are:

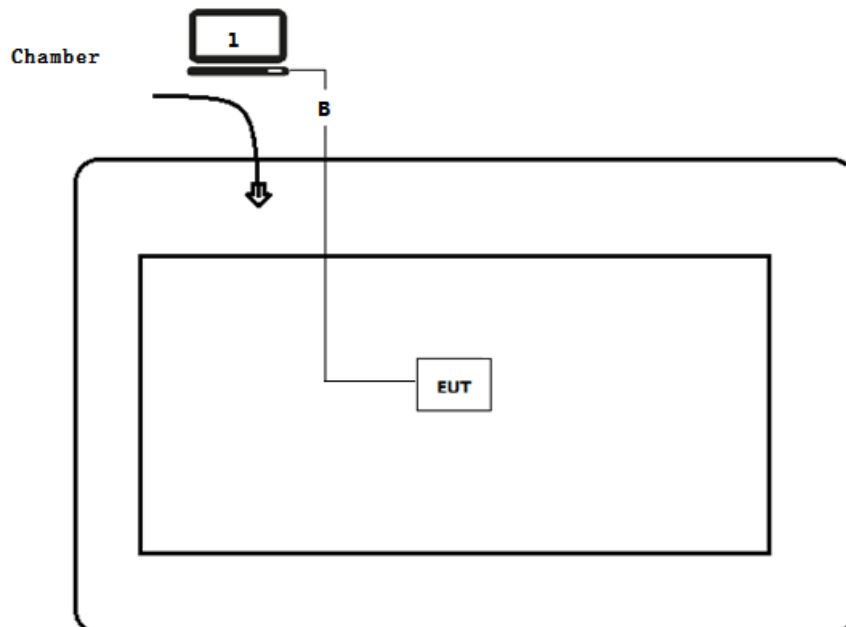
Product		Manufacturer	Model No.	Serial No.	Power Cord
1	Notebook	Lenovo	Think pad x220	SUA0600195	Non-shielded
A	WLAN cable	N/A	N/A	N/A	Non-shielded, 0.5m
B	WLAN cable	N/A	N/A	N/A	Non-shielded, 10m

1.6. Configuration of Tested System

Test setup Diagram- AC Line Conducted Emission Test



Test setup Diagram- Radiated Emission



1.7.EUT Exercise Software

1	Setup the EUT and simulators as shown on above.
2	Turn on the power of equipment.
3	Run RF software [MTool 3.0.0.6], and set the test mode and channel, then press OK to start to continue transmit.

2. Technical Test

2.1. Summary of Test Result

- No deviations from the test standards
- Deviations from the test standards as below description:

Performed Test Item	Normative References	Limit	Result
Conducted Emission	FCC CFR Title 47 Part 15 Subpart E: Section 15.207	FCC 15.207	PASS
Radiated Emission	FCC CFR Title 47 Part 15 Subpart E: Section 15.209	FCC 15.209	PASS
Emission bandwidth and occupied bandwidth	FCC CFR Title 47 Part 15 Subpart E: Section 15.407(a)	FCC 15.407(e)	PASS
6dB Emission Bandwidth	FCC CFR Title 47 Part 15 Subpart E: Section 15.407(a)	FCC 15.407(e)	PASS
Power Output	FCC CFR Title 47 Part 15 Subpart E: Section 15.407(a)	FCC 15.407(a)	PASS
Peak Power Spectral Density	FCC CFR Title 47 Part 15 Subpart E: Section 15.407(a)	FCC 15.407(a)	PASS
Radiated Emission Band Edge	FCC CFR Title 47 Part 15 Subpart E: Section 15.205, 15.407(b)	FCC 15.407(b)	PASS
Frequency Stability	FCC CFR Title 47 Part 15 Subpart E: Section 15.407(g)	± 20ppm	PASS

2.2. Test Frequency configuration:

Modulation Mode	Channel	Frequency	Channel	Frequency	Channel	Frequency
802.11a/n/ac/ax (20MHz/)	36	5180MHz	44	5220MHz	48	5240MHz
	52	5260MHz	60	5300MHz	64	5320MHz
	100	5500MHz	116	5580MHz	132	5700MHz
	144	5720MHz	149	5745MHz	157	5785MHz
	165	5825MHz	N/A	N/A	N/A	N/A
802.11n/ac/ax(40MHz)	38	5190MHz	46	5230MHz	54	5270MHz
	62	5310MHz	102	5510MHz	110	5550MHz
	134	5670MHz	142	5710MHz	151	5755MHz
	159	5795MHz	N/A	N/A	N/A	N/A
802.11ac/ax(80MHz)	42	5210MHz	58	5290MHz	106	5530MHz
	138	5690MHz	155	5775MHz	N/A	N/A

802.11ax(160MHz)	50	5250MHz	114	5570MHz	N/A	N/A
------------------	----	---------	-----	---------	-----	-----

2.3. Power vs Data Rate

MCS Index for 802.11n	Spatial Streams	Data Rate (Mbps)						
		802.11b	802.11g	802.11a	20MHz Bandwidth		40MHz Bandwidth	
					800ns GI	400ns GI	800ns GI	400ns GI
0	1	1	6	6	6.5	7.2	13.5	15.0
1	1	2	9	9	13.0	14.4	27.0	30.0
2	1	5.5	12	12	19.5	21.7	40.5	45.0
3	1	11	18	18	26.0	28.9	54.0	60.0
4	1	---	24	24	39.0	43.3	81.0	90.0
5	1	---	36	36	52.0	57.8	108.0	120.0
6	1	---	48	48	58.5	65.0	121.5	135.0
7	1	---	54	54	65.0	72.2	135.0	150.0
8	2	---	---	---	13.0	14.4	27.0	30.0
9	2	---	---	---	26.0	28.9	54.0	60.0
10	2	---	---	---	39.0	43.3	81.0	90.0
11	2	---	---	---	52.0	57.8	108.0	120.0
12	2	---	---	---	78.0	86.7	162.0	180.0
13	2	---	---	---	104.0	115.6	216.0	240.0
14	2	---	---	---	117.0	130.0	243.0	270.0
15	2	---	---	---	130.0	144.0	270.0	300.0
16	3	---	---	---	19.5	21.6	40.5	45.0
17	3	---	---	---	39.0	43.2	81.0	90.0
18	3	---	---	---	58.5	65.1	121.5	135.0
19	3	---	---	---	78.0	86.7	162.0	180.0
20	3	---	---	---	117.0	129.9	243.0	270.0
21	3	---	---	---	156.0	173.4	324.0	360.0
22	3	---	---	---	175.5	195.0	364.5	405.0
23	3	---	---	---	195.0	216.6	405.0	450.0
24	4	---	---	---	26.0	28.8	54.0	60.0
25	4	---	---	---	52.0	57.6	108.0	120.0
26	4	---	---	---	78.0	86.8	162.0	180.0
27	4	---	---	---	104.0	115.6	216.0	240.0
28	4	---	---	---	156.0	173.2	324.0	360.0
29	4	---	---	---	208.0	231.2	432.0	480.0
30	4	---	---	---	234.0	260.0	486.0	540.0
31	4	---	---	---	260.0	288.8	540.0	600.0

Note1: The blue form is the maximum power data rate.

2: The EUT supports four spatial streams.

Spatial Streams (Note1)	MCS Index	Modulation type	Coding rate	Data Rate(Mb/s)					
				20MHz		40MHz		80MHz	
				Guard Interval		Guard Interval		Guard Interval	
				800ns	400ns	800ns	400ns	800ns	400ns
1	0	BPSK	1/2	6.5	7.2	13.5	15	29.3	32.5
	1	QPSK	1/2	13	14.4	27	30	58.5	65
	2	QPSK	3/4	19.5	21.7	40.5	45	87.8	97.5
	3	16-QAM	1/2	26	28.9	54	60	117	130
	4	16-QAM	3/4	39	43.3	81	90	175.5	195
	5	64-QAM	2/3	52	57.8	108	120	234	260
	6	64-QAM	3/4	58.5	65	121.5	135	263.3	292.5
	7	64-QAM	5/6	65	72.2	135	150	292.5	325
	8	256-QAM	3/4	78	86.7	162	180	351	390
	9	256-QAM	5/6	N/A	N/A	180	200	390	433.3
2	10	BPSK	1/2	13.0	14.4	27.0	30.0	58.6	65.0
	11	QPSK	1/2	26.0	28.8	54.0	60.0	117.0	130.0
	12	QPSK	3/4	39.0	43.4	81.0	90.0	175.6	195.0
	13	16-QAM	1/2	52.0	57.8	108.0	120.0	234.0	260.0
	14	16-QAM	3/4	78.0	86.6	162.0	180.0	351.0	390.0
	15	64-QAM	2/3	104.0	115.6	216.0	240.0	468.0	520.0
	16	64-QAM	3/4	117.0	130.0	243.0	270.0	526.6	585.0
	17	64-QAM	5/6	130.0	144.4	270.0	300.0	585.0	650.0
	18	256-QAM	3/4	156.0	173.4	324.0	360.0	702.0	780.0
	19	256-QAM	5/6	N/A	N/A	360.0	400.0	780.0	866.6
3	20	BPSK	1/2	19.5	21.6	40.5	45.0	87.9	97.5
	21	QPSK	1/2	39.0	43.2	81.0	90.0	175.5	195.0
	22	QPSK	3/4	58.5	65.1	121.5	135.0	263.4	292.5
	23	16-QAM	1/2	78.0	86.7	162.0	180.0	351.0	390.0
	24	16-QAM	3/4	117.0	129.9	243.0	270.0	526.5	585.0
	25	64-QAM	2/3	156.0	173.4	324.0	360.0	702.0	780.0
	26	64-QAM	3/4	175.5	195.0	364.5	405.0	789.9	877.5
	27	64-QAM	5/6	195.0	216.6	405.0	450.0	877.5	975.0
	28	256-QAM	3/4	234.0	260.1	486.0	540.0	1053.0	1170.0
	29	256-QAM	5/6	N/A	N/A	540.0	600.0	1170.0	1299.9
4	30	BPSK	1/2	26.0	28.8	54.0	60.0	117.2	130.0
	31	QPSK	1/2	52.0	57.6	108.0	120.0	234.0	260.0
	32	QPSK	3/4	78.0	86.8	162.0	180.0	351.2	390.0

33	16-QAM	1/2	104.0	115.6	216.0	240.0	468.0	520.0
34	16-QAM	3/4	156.0	173.2	324.0	360.0	702.0	780.0
35	64-QAM	2/3	208.0	231.2	432.0	480.0	936.0	1040.0
36	64-QAM	3/4	234.0	260.0	486.0	540.0	1053.2	1170.0
37	64-QAM	5/6	260.0	288.8	540.0	600.0	1170.0	1300.0
38	256-QAM	3/4	312.0	346.8	648.0	720.0	1404.0	1560.0
39	256-QAM	5/6	N/A	N/A	720.0	800.0	1560.0	1733.2

Note 1: The blue form is the maximum power data rate.

2: The EUT supports four spatial streams.

Spatial Streams (Note1)	MCS Index	Modulation type	Coding rate	Data Rate(Mb/s)							
				20MHz		40MHz		80MHz		160MHz	
				Guard Interval		Guard Interval		Guard Interval		Guard Interval	
				1600 ns	800 ns	1600 ns	800 ns	1600 ns	800 ns	1600 ns	800 ns
				GI	GI	GI	GI	GI	GI	GI	GI
1	0	BPSK	1/2	4	4	8	9	17	18	34	36
	1	QPSK	1/2	16	17	33	34	68	72	136	144
	2	QPSK	3/4	24	26	49	52	102	108	204	216
	3	16-QAM	1/2	33	34	65	69	136	144	272	282
	4	16-QAM	3/4	49	52	98	103	204	216	408	432
	5	64-QAM	2/3	65	69	130	138	272	288	544	576
	6	64-QAM	3/4	73	77	146	155	306	324	613	649
	7	64-QAM	5/6	81	86	163	172	340	360	681	721
	8	256-QAM	3/4	98	103	195	207	408	432	817	865
	9	256-QAM	5/6	108	115	217	229	453	480	907	961
	10	1024-QAM	3/4	122	129	244	258	510	540	1021	1081
11	1024-QAM	5/6	135	143	271	287	567	600	1134	1201	
2	12	BPSK	1/2	8	8	16	18	34	36	68	72
	13	QPSK	1/2	32	34	66	68	136	144	272	288
	14	QPSK	3/4	48	52	98	104	204	216	408	432
	15	16-QAM	1/2	66	68	130	138	272	288	544	564
	16	16-QAM	3/4	98	104	196	206	408	432	816	864
	17	64-QAM	2/3	130	138	260	276	544	576	1088	1152
	18	64-QAM	3/4	146	154	292	310	612	648	1226	1298
	19	64-QAM	5/6	162	172	326	344	680	720	1362	1442
	20	256-QAM	3/4	196	206	390	414	816	864	1634	1730
	21	256-QAM	5/6	216	230	434	458	906	960	1814	1922
	22	1024-QAM	3/4	244	258	488	516	1020	1080	2042	2162
	23	1024-QAM	5/6	270	286	542	574	1134	1200	2268	2402
3	24	BPSK	1/2	12	12	24	27	51	54	102	108
	25	QPSK	1/2	48	51	99	102	204	216	408	432
	26	QPSK	3/4	72	78	147	156	306	324	612	648
	27	16-QAM	1/2	99	102	195	207	408	432	816	846
	28	16-QAM	3/4	147	156	294	309	612	648	1224	1296
	29	64-QAM	2/3	195	207	390	414	816	864	1632	1728
	30	64-QAM	3/4	219	231	438	465	918	972	1839	1947
	31	64-QAM	5/6	243	258	489	516	1020	1080	2043	2163

	32	256-QAM	3/4	294	309	585	621	1224	1296	2451	2595
	33	256-QAM	5/6	324	345	651	687	1359	1440	2721	2883
	34	1024-QAM	3/4	366	387	732	774	1530	1620	3063	3243
	35	1024-QAM	5/6	405	429	813	861	1701	1800	3402	3603
4	36	BPSK	1/2	16	16	32	36	68	72	136	144
	37	QPSK	1/2	64	68	132	136	272	288	544	576
	38	QPSK	3/4	96	104	196	208	408	432	816	864
	39	16-QAM	1/2	132	136	260	276	544	576	1088	1128
	40	16-QAM	3/4	196	208	392	412	816	864	1632	1728
	41	64-QAM	2/3	260	276	520	552	1088	1152	2176	2304
	42	64-QAM	3/4	292	308	584	620	1224	1296	2452	2596
	43	64-QAM	5/6	324	344	652	688	1360	1440	2724	2884
	44	256-QAM	3/4	392	412	780	828	1632	1728	3268	3460
	45	256-QAM	5/6	432	460	868	916	1812	1920	3628	3844
	46	1024-QAM	3/4	488	516	976	1032	2040	2160	4084	4324
47	1024-QAM	5/6	540	572	1084	1148	2268	2400	4536	4804	

Note 1: The blue form is the maximum power data rate.

2: The EUT supports four spatial streams.

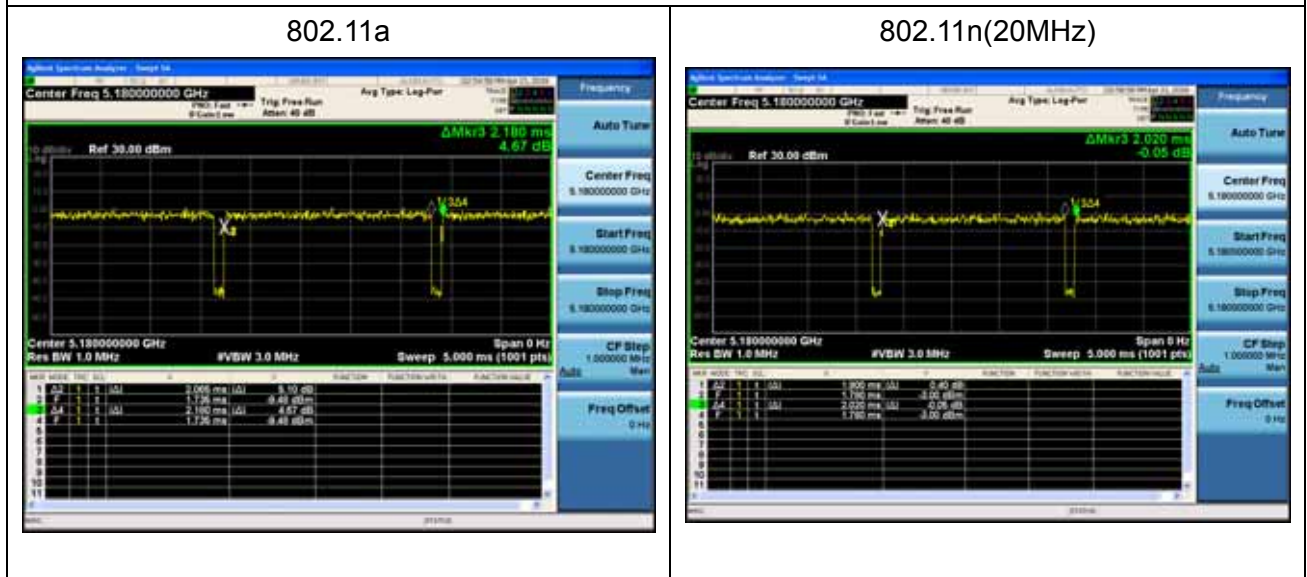
2.4. Duty Cycle

CDD:

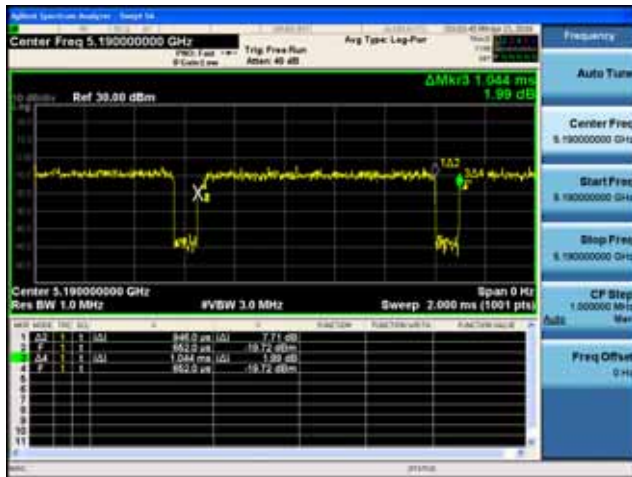
Test Mode	Tx On (ms)	Tx Off (ms)	VBW(Hz)	Tx On + Tx Off (ms)	Duty Cycle
802.11a	2.065	0.115	510	2.180	94.72%
802.11n(20MHz)	1.900	0.12	560	2.020	94.06%
802.11n(40MHz)	0.946	0.098	1.1k	1.044	90.61%
802.11ac(20MHz)	1.905	0.045	560	1.950	97.69%
802.11ac(40MHz)	0.912	0.07	1.1k	0.982	92.87%
802.11ac(80MHz)	0.421	0.067	2.4k	0.488	86.27%
802.11ax(20MHz)	1.475	0.035	680	1.510	97.68%
802.11ax(40MHz)	0.728	0.074	1.5k	0.802	90.77%
802.11ax(80MHz)	0.361	0.071	3k	0.432	83.56%
802.11ax(160MHz)	0.234	0.028	4.3k	0.262	89.31%

Note 1: T means the minimum transmission duration over which the transmitter is on and is transmitting at its maximum power control level for the tested mode of operation.

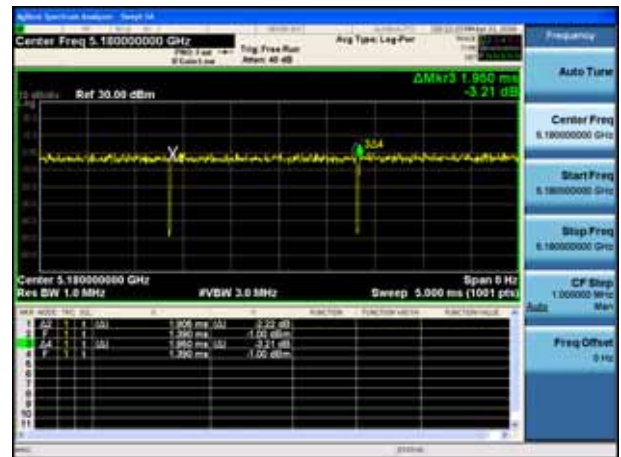
Note 2: According to KDB 789033 , when test for Radiated Emission Band Edge and Radiated Emission, VBW = 1/T will be used.



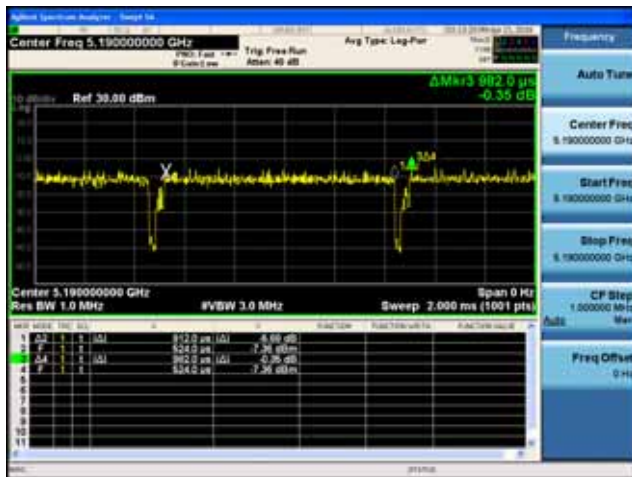
802.11n(40MHz)



802.11ac(20MHz)



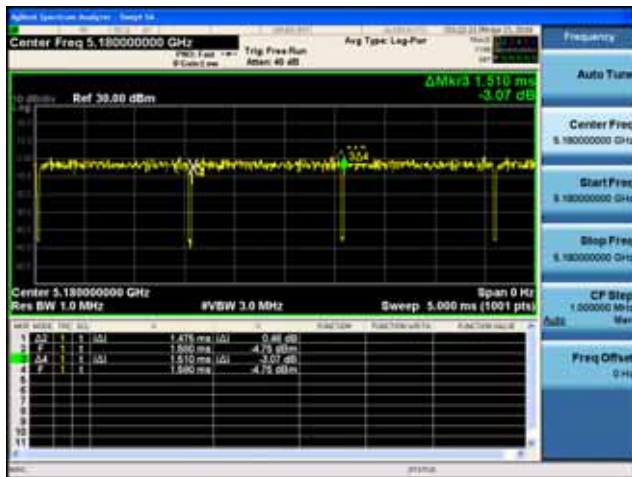
802.11ac(40MHz)



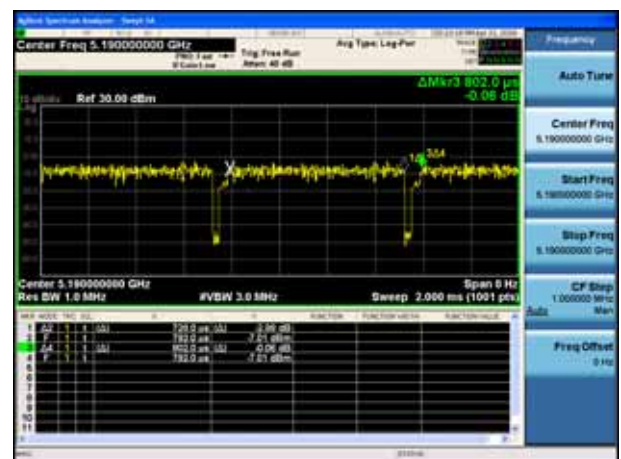
802.11ac(80MHz)



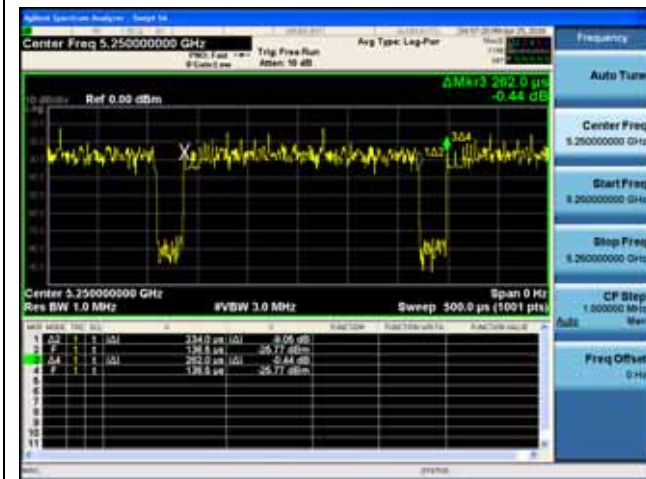
802.11ax(20MHz)



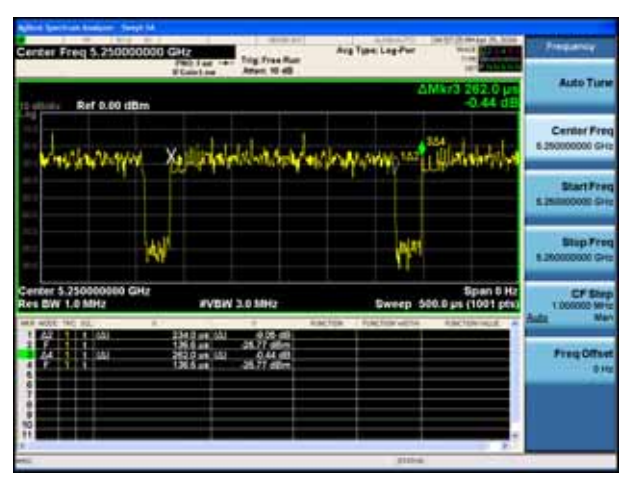
802.11ax(40MHz)



802.11ax(80MHz)



802.11ax(160MHz)

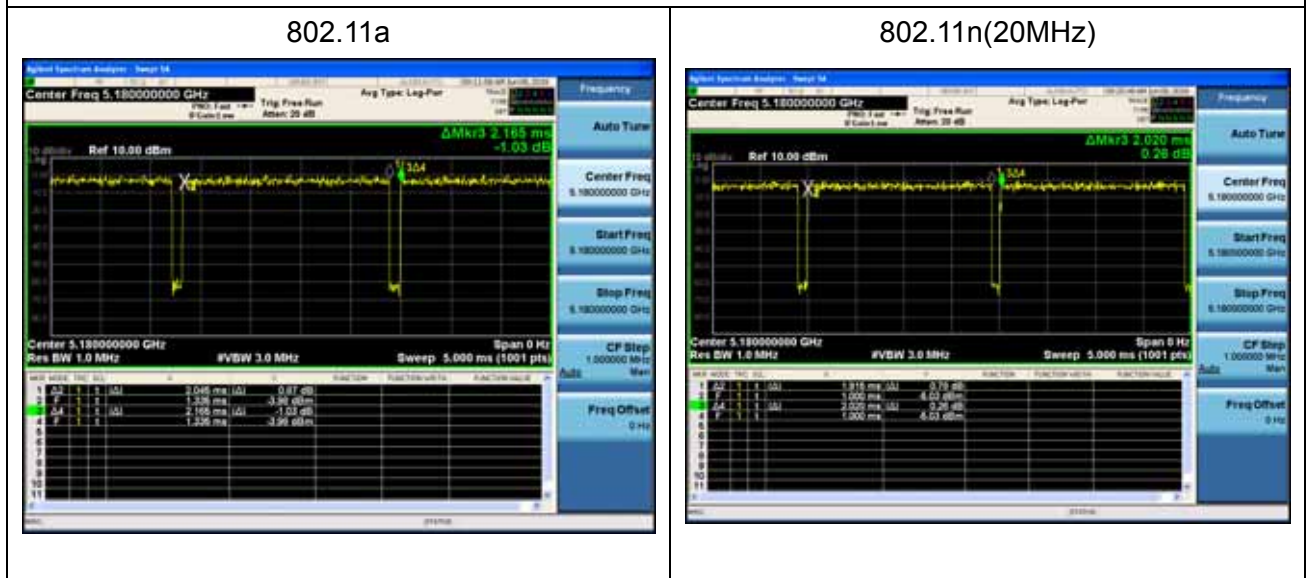


Beam-forming:

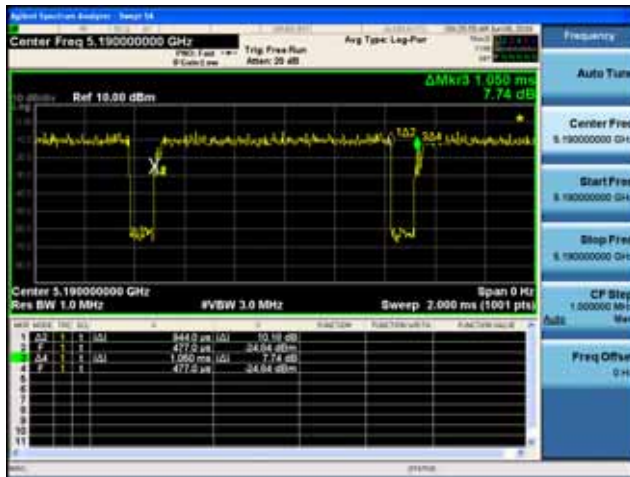
Test Mode	Tx On (ms)	Tx Off (ms)	VBW(Hz)	Tx On + Tx Off (ms)	Duty Cycle
802.11a	2.045	0.12	510	2.165	94.46%
802.11n(20MHz)	1.915	0.105	560	2.020	94.80%
802.11n(40MHz)	0.944	0.106	1.1k	1.050	89.90%
802.11ac(20MHz)	1.905	0.05	560	1.955	97.44%
802.11ac(40MHz)	0.944	0.036	1.1k	0.980	96.33%
802.11ac(80MHz)	0.459	0.03	2.2k	0.489	93.87%
802.11ax(20MHz)	1.473	0.048	680	1.521	96.84%
802.11ax(40MHz)	0.762	0.042	1.5k	0.804	94.78%
802.11ax(80MHz)	0.401	0.032	2.7k	0.433	92.61%
802.11ax(160MHz)	0.233	0.028	4.3	0.261	89.27%

Note 1: T means the minimum transmission duration over which the transmitter is on and is transmitting at its maximum power control level for the tested mode of operation.

Note 2: According to KDB 789033 , when test for Radiated Emission Band Edge and Radiated Emission, VBW = 1/T will be used.



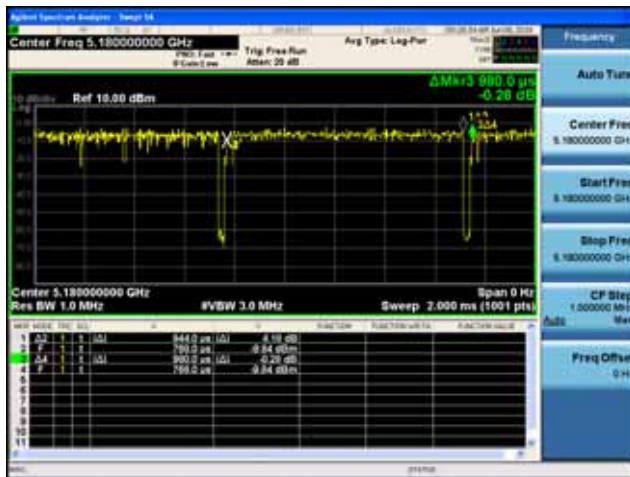
802.11n(40MHz)



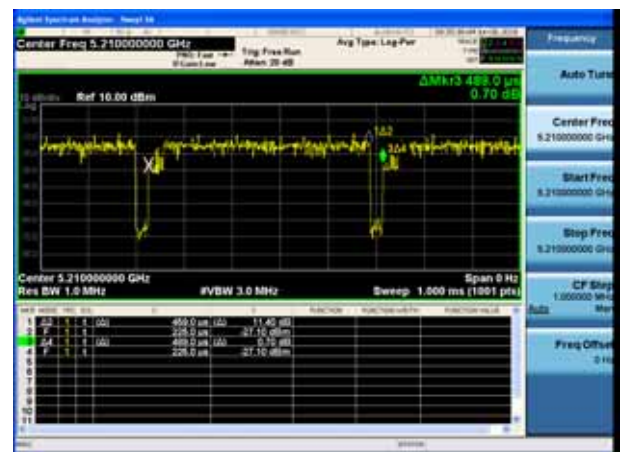
802.11ac(20MHz)



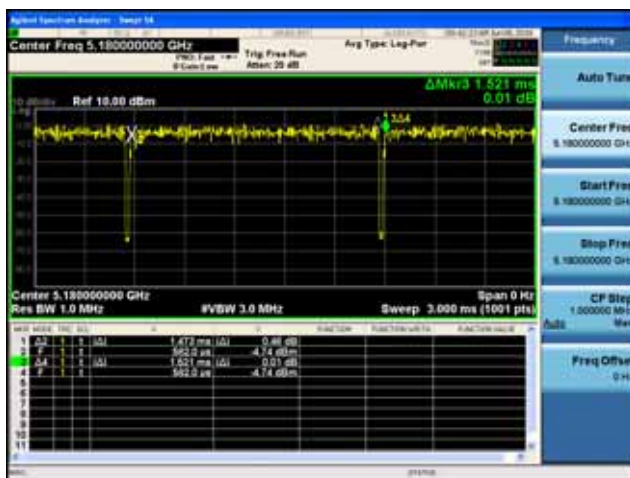
802.11ac(40MHz)



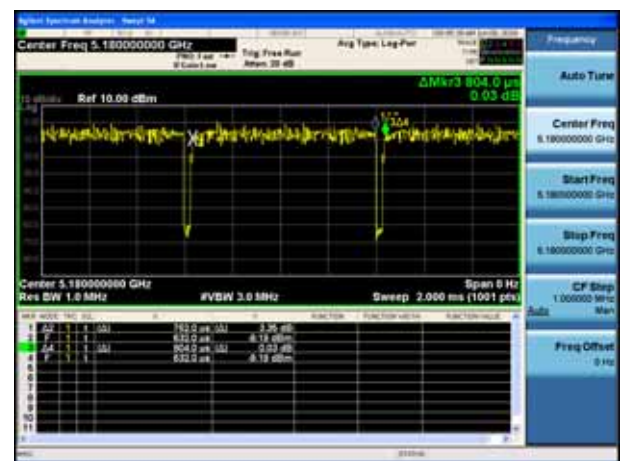
802.11ac(80MHz)



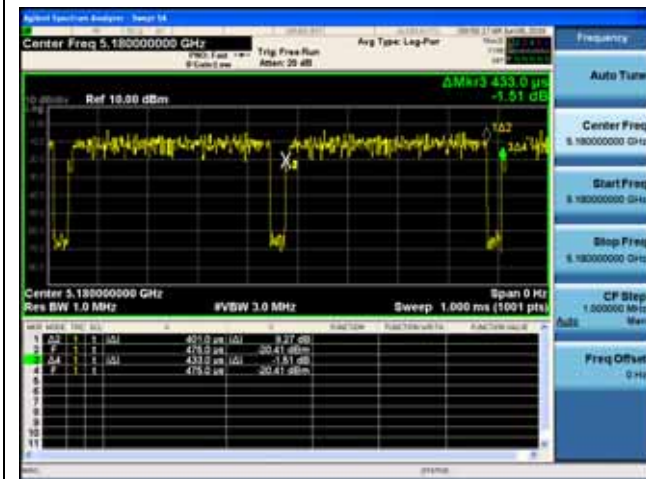
802.11ax(20MHz)



802.11ax(40MHz)



802.11ax(80MHz)



802.11ax(160MHz)



2.5. Test Environment

Items	Required (IEC 68-1)	Actual
Temperature (°C)	15-35	21
Humidity (%RH)	25-75	50
Barometric pressure (mbar)	860-1060	950-1000

2.6. Uncertainty

Test Items	Uncertainty
AC Power Line Conducted Emission	$\pm 2.02\text{dB}$
Radiated Emission	Below 1GHz $\pm 3.8\text{ dB}$
	Above 1GHz $\pm 3.9\text{ dB}$
RF Antenna Port Conducted Emission	$\pm 1.27\text{dB}$
Radiated Emission Band Edge	$\pm 3.9\text{dB}$
Occupied Bandwidth	$\pm 1\text{kHz}$
Power Spectral Density	$\pm 1.27\text{dB}$
Frequency Stability	$\pm 100\text{ Hz}$

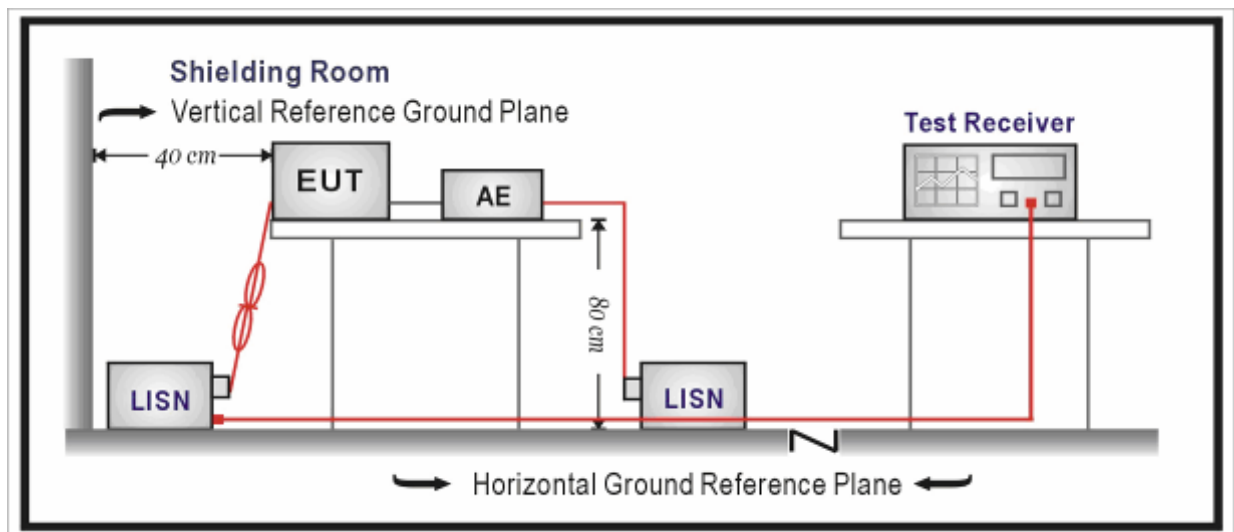
3. Conducted Emission

3.1. Test Equipment

Conducted Emission / TR-1					
Instrument	Manufacturer	Type No.	Serial No.	Cal. Date	Cal. Due Date
EMI Test Receiver	R&S	ESCI	100906	2018.03.05	2019.03.04
Two-Line V-Network	R&S	ENV 216	101189	2018.06.16	2019.06.15
Two-Line V-Network	R&S	ENV 216	101044	2018.09.16	2019.09.15
50ohm Coaxial Switch	Anritsu	MP59B	6200464462	N/A	N/A
50ohm Termination	SHX	TF2	07081402	2018.09.16	2019.09.15
Temperature/Humidity Meter	Zhichen	ZC1-2	TR1-TH	2018.01.05	2019.01.04

Note: All equipment are calibrated with traceable calibrations. Each calibration is traceable to the national or international standards.

3.2. Test Setup



3.3. Limit

Frequency (MHz)	QP (dB μ V)	AV (dB μ V)
0.15 - 0.50	66 – 56	56 – 46
0.50 - 5.0	56	46
5.0 - 30	60	50

Note 1: The lower limit shall apply at the transition frequencies.

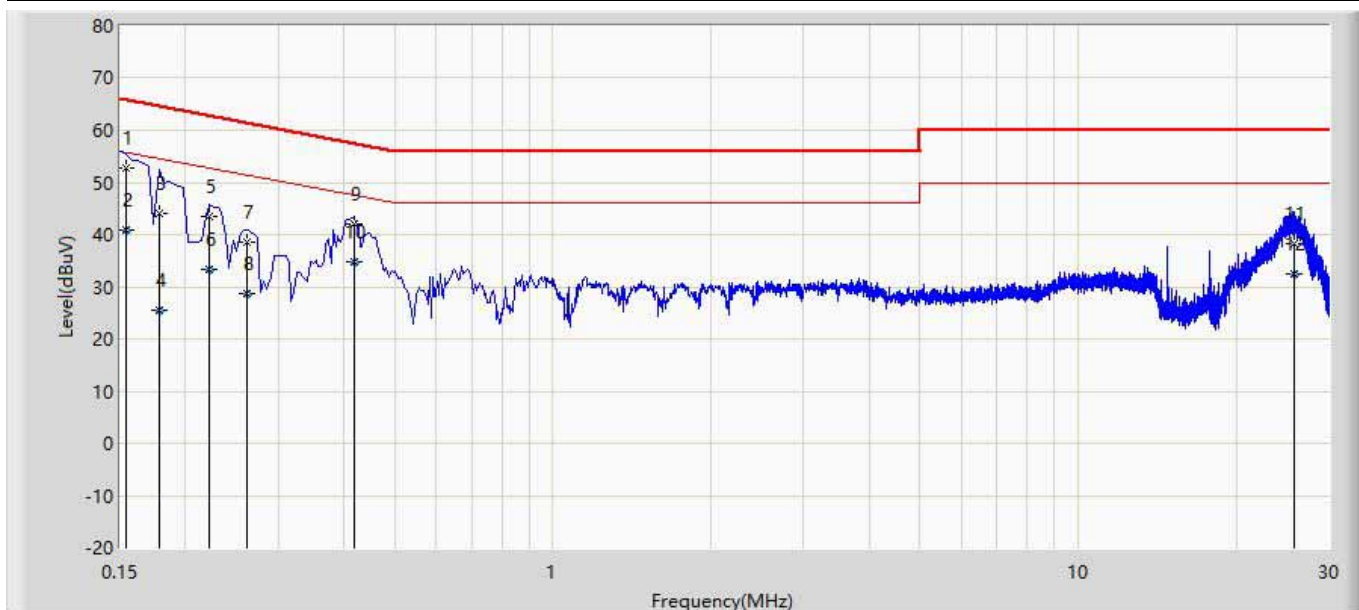
Note 2: The limit decreases linearly with the logarithm of the frequency in the range 0.15 MHz to 0.5 MHz.

3.4. Test Procedure

Test Method			
	References Rule	Chapter	Item
<input checked="" type="checkbox"/>	ANSI C63.10-2013	6.2	Standard test method for ac power-line conducted emissions from unlicensed wireless devices

3.5. Test Result

Site: TR1	Time: 2018/06/29
Limit: FCC_Part15.207_CE_AC Power	Margin: 0
Probe: ENV216_101190(0.009-30MHz)	Polarity: Line
EUT: Wireless Access Point	Power: AC 120V/60Hz
Note: Mode 1	

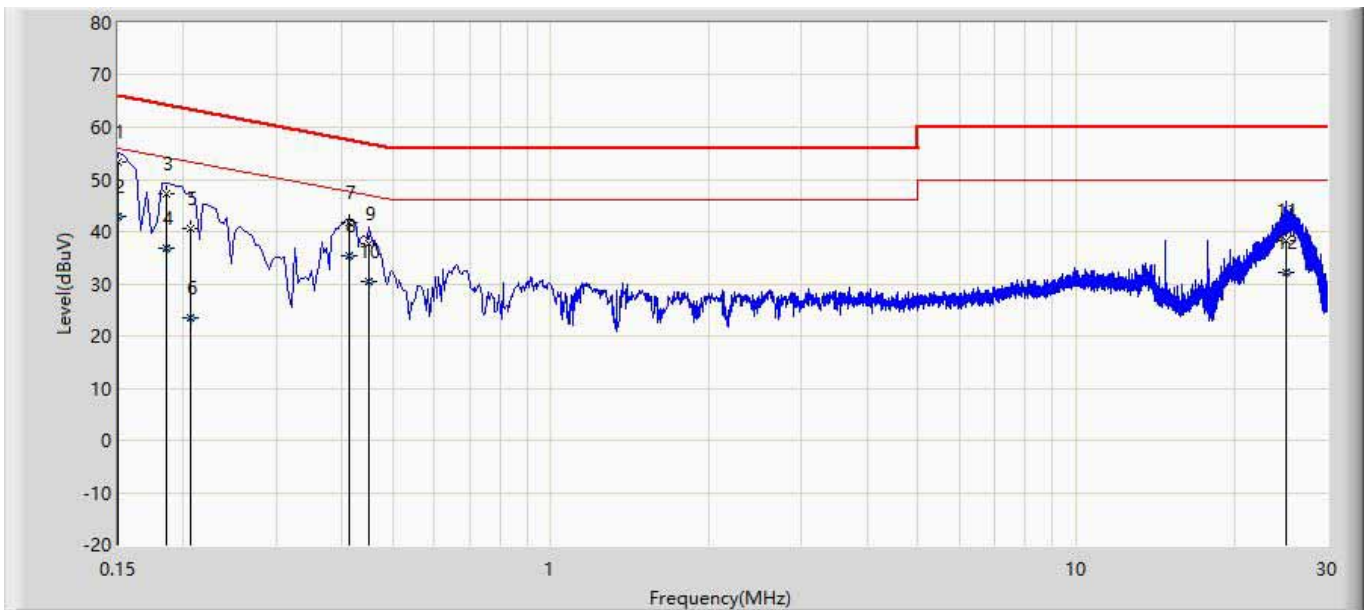


No	Mark	Frequency (MHz)	Measure Level (dBuV)	Reading Level (dBuV)	Over Limit (dB)	Limit (dBuV)	Probe (dB)	Cable (dB)	Amp (dB)	Type
1	*	0.154	52.824	43.189	-13.062	65.886	9.609	0.025	0.000	QP
2		0.154	40.753	31.119	-15.133	55.886	9.609	0.025	0.000	AV
3		0.178	44.058	34.426	-21.142	65.200	9.604	0.028	0.000	QP
4		0.178	25.473	15.841	-29.727	55.200	9.604	0.028	0.000	AV
5		0.222	43.573	33.943	-20.370	63.943	9.600	0.029	0.000	QP
6		0.222	33.352	23.723	-20.591	53.943	9.600	0.029	0.000	AV
7		0.262	38.548	28.916	-24.252	62.800	9.600	0.032	0.000	QP
8		0.262	28.749	19.117	-24.051	52.800	9.600	0.032	0.000	AV
9		0.418	41.968	32.329	-16.375	58.343	9.600	0.039	0.000	QP
10		0.418	34.874	25.235	-13.469	48.343	9.600	0.039	0.000	AV
11		25.778	38.206	27.420	-21.794	60.000	10.456	0.330	0.000	QP
12		25.778	32.331	21.545	-17.669	50.000	10.456	0.330	0.000	AV

Note:

1. " * ", means this data is the worst emission level.
2. Measurement Level = Reading Level + Factor(Probe+Cable-Amp).

Site: TR1	Time: 2018/06/29
Limit: FCC_Part15.207_CE_AC Power	Margin: 0
Probe: ENV216_101190(0.009-30MHz)	Polarity: Neutral
EUT: Wireless Access Point	Power: AC 120V/60Hz
Note: Mode 1	



No	Mark	Frequency (MHz)	Measure Level (dBuV)	Reading Level (dBuV)	Over Limit (dB)	Limit (dBuV)	Probe (dB)	Cable (dB)	Amp (dB)	Type
1	*	0.150	53.411	43.792	-12.589	66.000	9.594	0.025	0.000	QP
2		0.150	42.996	33.377	-13.004	56.000	9.594	0.025	0.000	AV
3		0.186	47.231	37.605	-17.740	64.971	9.597	0.028	0.000	QP
4		0.186	36.691	27.066	-18.280	54.971	9.597	0.028	0.000	AV
5		0.206	40.708	31.080	-23.692	64.400	9.599	0.029	0.000	QP
6		0.206	23.488	13.861	-30.912	54.400	9.599	0.029	0.000	AV
7		0.414	41.613	31.982	-16.844	58.457	9.592	0.039	0.000	QP
8		0.414	35.339	25.708	-13.118	48.457	9.592	0.039	0.000	AV
9		0.450	37.691	28.058	-19.738	57.429	9.591	0.041	0.000	QP
10		0.450	30.512	20.879	-16.917	47.429	9.591	0.041	0.000	AV
11		25.022	38.172	27.188	-21.828	60.000	10.660	0.324	0.000	QP
12		25.022	32.215	21.231	-17.785	50.000	10.660	0.324	0.000	AV

Note:

1. " * ", means this data is the worst emission level.
2. Measurement Level = Reading Level + Factor(Probe+Cable-Amp).

4. Radiated Emission

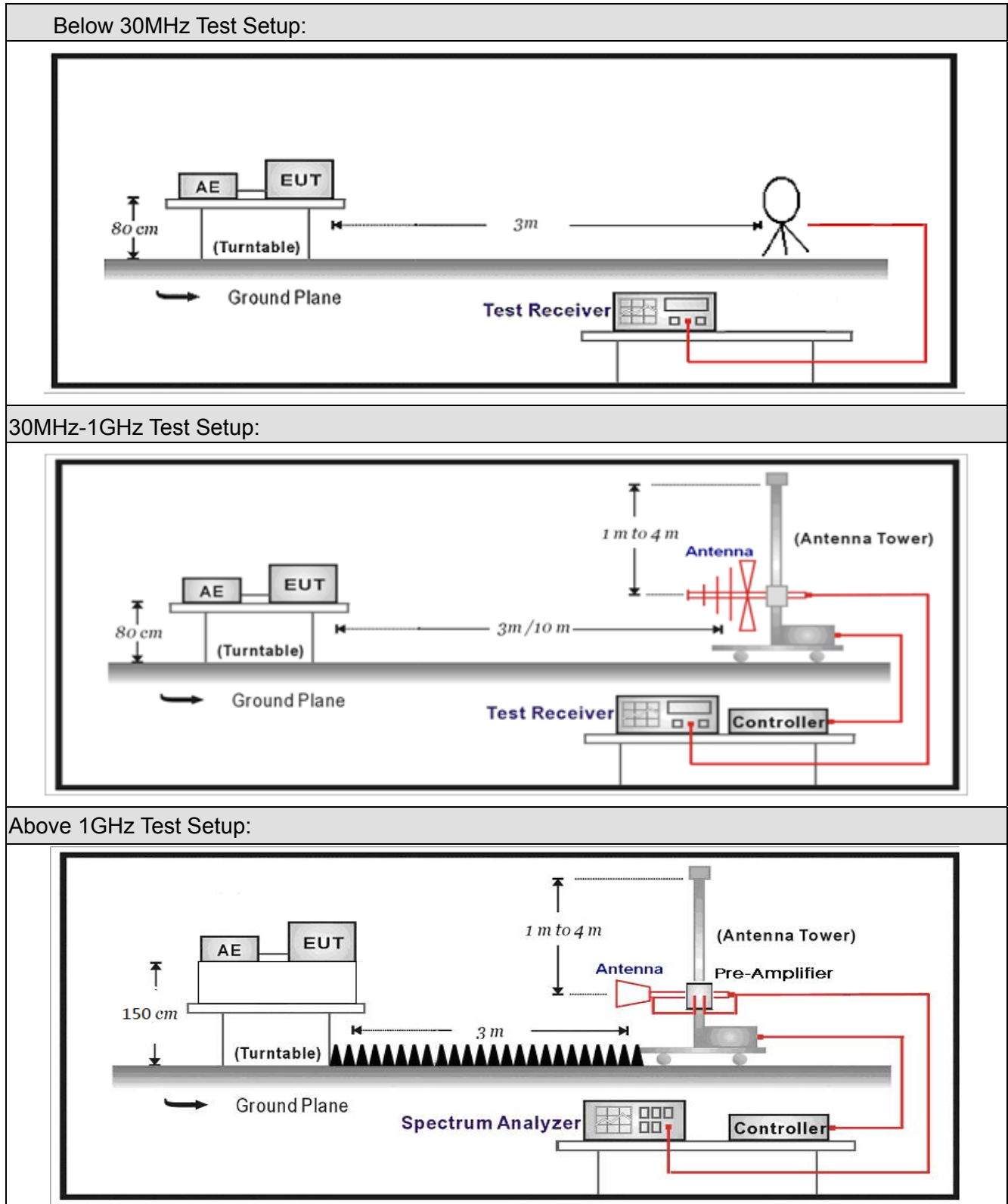
4.1. Test Equipment

Radiated Emission / AC-2					
Instrument	Manufacturer	Type No.	Serial No.	Cal. Date	Cal. Due Date
EMI Test Receiver	R&S	ESCI	100573	2018.03.29	2019.03.28
Loop Antenna	R&S	HFH2-Z2	833799/003	2017.11.16	2018.11.15
Bilog Antenna	Teseq GmbH	CBL6112D	27611	2017.10.16	2018.10.15
Coaxial Cable	Huber+Suhner	SUCOFLEX 106	AC2-C	2018.03.02	2019.03.01
Temperature/Humidity Meter	Zhichen	ZC1-2	AC2-TH	2018.01.04	2019.01.03

Radiated Emission / AC-5					
Instrument	Manufacturer	Type No.	Serial No.	Cal. Date	Cal. Due Date
Spectrum Analyzer	Agilent	E4446A	MY45300103	2018.01.04	2019.01.03
Preamplifier	Miteq	NSP1800-25	1364185	2018.05.06	2019.05.05
Preamplifier	DEKRA Testing and Certification (Suzhou) Co., Ltd.	AP-040G	CHM-0906001	2018.05.06	2019.05.05
DRG Horn	ETS-Lindgren	3117	00123988	2018.01.22	2019.01.21
Broad-Band Horn Antenna	Schwarzbeck	BBHA9170	294	2017.11.25	2018.11.24
Coaxial Cable	Huber+Suhner	SUCOFLEX 106	AC5-C1	2018.03.02	2019.03.01
Coaxial Cable	Huber+Suhner	SUCOFLEX 106	AC5-C2	2018.03.02	2019.03.01
Coaxial Cable	Huber+Suhner	SUCOFLEX 102	AC5-C3	2018.03.02	2019.03.01
EMI Receiver	Agilent	N9038A	MY51210196	2018.06.10	2019.06.09
Temperature/Humidity Meter	Zhichen	ZC1-2	AC5-TH	2018.01.04	2019.01.03

Note: All equipment are calibrated with traceable calibrations. Each calibration is traceable to the national or international standards.

4.2. Test Setup



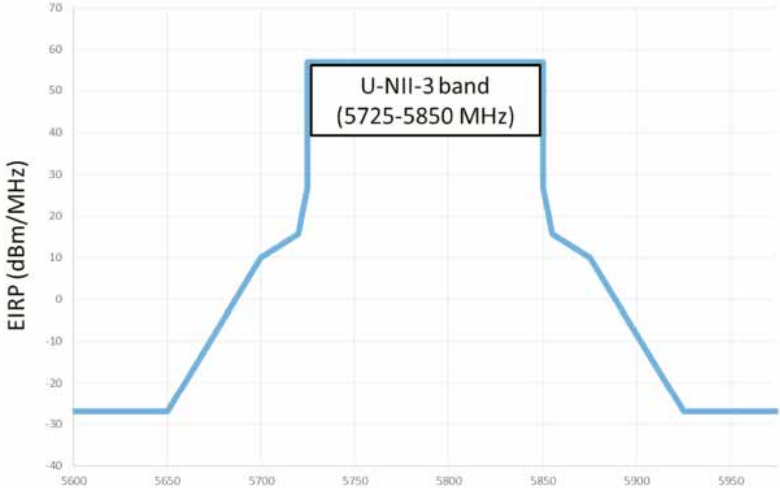
4.3. Limit

FCC Part 15 Subpart C Paragraph 15.209 (Restricted Band Emissions Limit)		
Frequency (MHz)	Distance (m)	Level (dB μ V/m)
0.009-0.490	300	2400/F(kHz)
0.490-1.705	30	24000/F(kHz)
1.705-30.0	30	30
30-88	3	100**
88-216	3	150**
216-960	3	200**
Above 960	3	500

Note 1: At frequencies below 30 MHz, measurements may be performed at a distance closer than that specified in the regulations; however, an attempt should be made to avoid making measurements in the near field. Pending the development of an appropriate measurement procedure for measurements performed below 30 MHz, when performing measurements at a closer distance than specified, the results shall be extrapolated to the specified distance by either making measurements at a minimum of two distances on at least one radial to determine the proper extrapolation factor or by using the square of an inverse linear distance extrapolation factor (40 dB/decade).

Note 2: At frequencies at or above 30 MHz, measurements may be performed at a distance other than what is specified provided: measurements are not made in the near field except where it can be shown that near field measurements are appropriate due to the characteristics of the device; and it can be demonstrated that the signal levels needed to be measured at the distance employed can be detected by the measurement equipment. Measurements shall not be performed at a distance greater than 30 meters unless it can be further demonstrated that measurements at a distance of 30 meters or less are impractical. When performing measurements at a distance other than that specified, the results shall be extrapolated to the specified distance using an extrapolation factor of 20 dB/decade (inverse linear-distance for field strength measurements; inverse-linear-distance-squared for power density measurements).


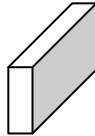
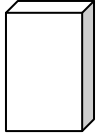
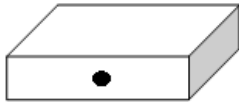
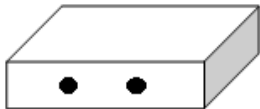

FCC Part 15 Subpart C Paragraph 15.205 (Restricted Band)			
Frequency (MHz)	Frequency (MHz)	Frequency (MHz)	Frequency (GHz)
0.090 – 0.110	16.42 – 16.423	399.9 – 410	4.5 – 5.15
0.495 – 0.505	16.69475 – 16.69525	608 – 614	5.35 – 5.46
2.1735 – 2.1905	16.80425 – 16.80475	960 – 1240	7.25 – 7.75
4.125 – 4.128	25.5 – 25.67	1300 – 1427	8.025 – 8.5
4.17725 – 4.17775	37.5 – 38.25	1435 – 1626.5	9.0 – 9.2
4.20725 – 4.20775	73 – 74.6	1645.5 – 1646.5	9.3 – 9.5
6.215 – 6.218	74.8 – 75.2	1660 – 1710	10.6 – 12.7
6.26775 – 6.26825	108 – 121.94	1718.8 – 1722.2	13.25 – 13.4
6.31175 – 6.31225	123 – 138	2200 – 2300	14.47 – 14.5
8.291 – 8.294	149.9 – 150.05	2310 – 2390	15.35 – 16.2
8.362 – 8.366	156.52475 – 156.52525	2483.5 – 2500	17.7 – 21.4
8.37625 – 8.38675	156.7 – 156.9	2690 – 2900	22.01 – 23.12
8.81425 – 8.81475	162.0125 – 167.17	3260 – 3267	23.6 – 24.0
12.29 – 12.293	167.72 – 173.2	3332 – 3339	31.2 – 31.8
12.51975–12.52025	240 – 285	3345.8 – 3358	36.43 – 36.5
12.57675–12.57725	322 – 335.4	3600 – 4400	
13.36 – 13.41			

FCC Part 15 Subpart C Paragraph 15.407(5)(b) (Unrestricted Band Emissions Limit)		
Operating Frequency Band (MHz)	EIRP Limit (dBm/MHz)	Equivalent Field Strength at 3m (dB μ V/m)
5150 - 5250	-27	68.3
5250 - 5350	-27	68.3
5470 - 5725	-27	68.3
Operating Frequency Band (MHz)	EIRP Limit (dBm/MHz)	
5725 - 5850	 <p style="text-align: center;">U-NII-3 band (5725-5850 MHz)</p>	

4.4. Test Procedure

Test Method			
	References Rule	Chapter	Description
<input type="checkbox"/>	ANSI C63.10	12.7.3	Emissions in non-restricted frequency bands
<input checked="" type="checkbox"/>	ANSI C63.10	12.7.2	Emissions in restricted frequency bands
	<input checked="" type="checkbox"/>	ANSI C63.10	Radiated emission measurements
	<input checked="" type="checkbox"/>	ANSI C63.10	Procedure for peak unwanted emissions measurements above 1000 MHz
	<input checked="" type="checkbox"/>	ANSI C63.10	Procedures for average unwanted emissions measurements above 1000 MHz
	<input type="checkbox"/>	ANSI C63.10	12.7.7.2 Method AD (average detection)—primary method
	<input checked="" type="checkbox"/>	ANSI C63.10	12.7.7.3 Method VB-A (Alternative)
	<input checked="" type="checkbox"/>	ANSI C63.10	6.4 Radiated emissions from unlicensed wireless devices below 30 MHz
	<input checked="" type="checkbox"/>	ANSI C63.10	6.5 Radiated emissions from unlicensed wireless devices in the frequency range of 30 MHz to 1000 MHz
	<input checked="" type="checkbox"/>	ANSI C63.10	6.6 Radiated emissions from unlicensed wireless devices above 1 GHz
<input type="checkbox"/>	FCC KDB 789033 D02v02r01	G.2	Unwanted Emissions that fall Outside of the Restricted Bands
<input type="checkbox"/>	FCC KDB 789033 D02v02r01	G.1	Unwanted Emissions in the Restricted Bands
	<input type="checkbox"/>	FCC KDB 789033 D02v02r01	G.4 Procedure for Unwanted Emissions Measurements below 1000 MHz
	<input type="checkbox"/>	FCC KDB 789033 D02v02r01	G.5 Procedure for Unwanted Maximum Emissions Measurements above 1000 MHz
	<input type="checkbox"/>	FCC KDB 789033 D02v02r01	G.6 Procedures for Average Unwanted Emissions Measurements above 1000 MHz
	<input type="checkbox"/>	FCC KDB 789033 D02v02r01	G.6.c Method AD (Average detection)—primary method
	<input type="checkbox"/>	FCC KDB 789033 D02v02r01	G.6.d Method VB (Averaging using reduced video bandwidth): Alternative method.

4.5. EUT test Axis definition

Item	Radiated Emission			
Device Category	<input checked="" type="checkbox"/>	Indoor use		
	<input type="checkbox"/>	Outdoor use		
	<input type="checkbox"/>	Fix position use		
	<input type="checkbox"/>	Client use		
Test mode	Mode 1-20			
Test method	<input checked="" type="checkbox"/>	Radiated		
		X Axis	Y Axis	Z Axis
				
		Worst Axis <input checked="" type="checkbox"/>	Worst Axis <input type="checkbox"/>	Worst Axis <input type="checkbox"/>
	<input type="checkbox"/>	Conducted		
	<input type="checkbox"/>	Chain 1		
				
<input type="checkbox"/>	Chain 1	Chain 2		
				
<input type="checkbox"/>	Chain 1	Chain 2	Chain 3	
				

4.6. Test Result

Note:

1. Measured Level = Reading Level + Factor.
2. The test frequency range, 9kHz~30MHz, 18GHz~40GHz, both of the worst case are at least 20dB below the limits, therefore no data appear in the report.
3. This limit applies for using average detector, if the test result on peak is lower than average limit, then average measurement needn't be performed.
4. As the radiated emission was performed, so conducted emission was not tested.
5. The data was too large so was showed in below attached files.

Appendix 1: CDD Ant 2x2 RSE

Appendix 2: CDD Ant 4x4 RSE

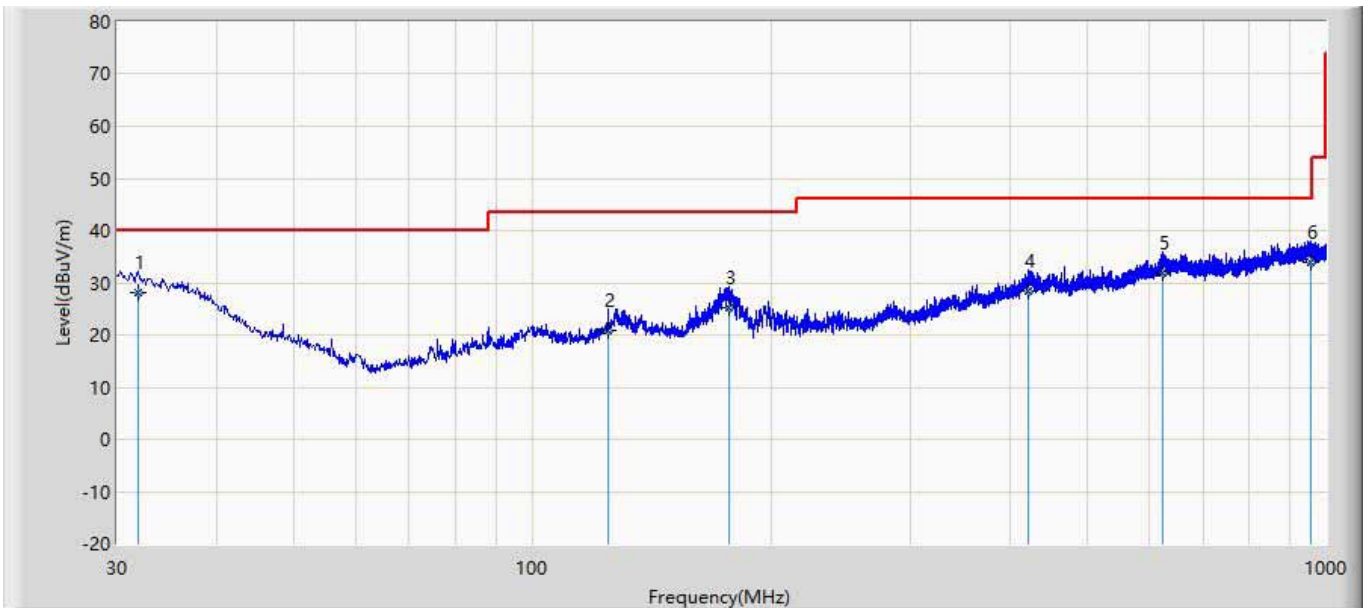
Appendix 3: Beam-Forming Ant 2x2 RSE

Appendix 4: Beam-Forming Ant 4x4 RSE

Appendix 5: Worst case RSE

The worst case of Radiated Emission below 1GHz:

Engineer: Tirito	
Site: AC3	Time: 2018/06/29
Limit: FCC_Part15.209_RE(3m)	Margin: 0
Probe: AC3_3m (30-1000MHz)	Polarity: Horizontal
EUT: Wireless Access Point	Power: AC 120V/60Hz
Note: Mode 1	

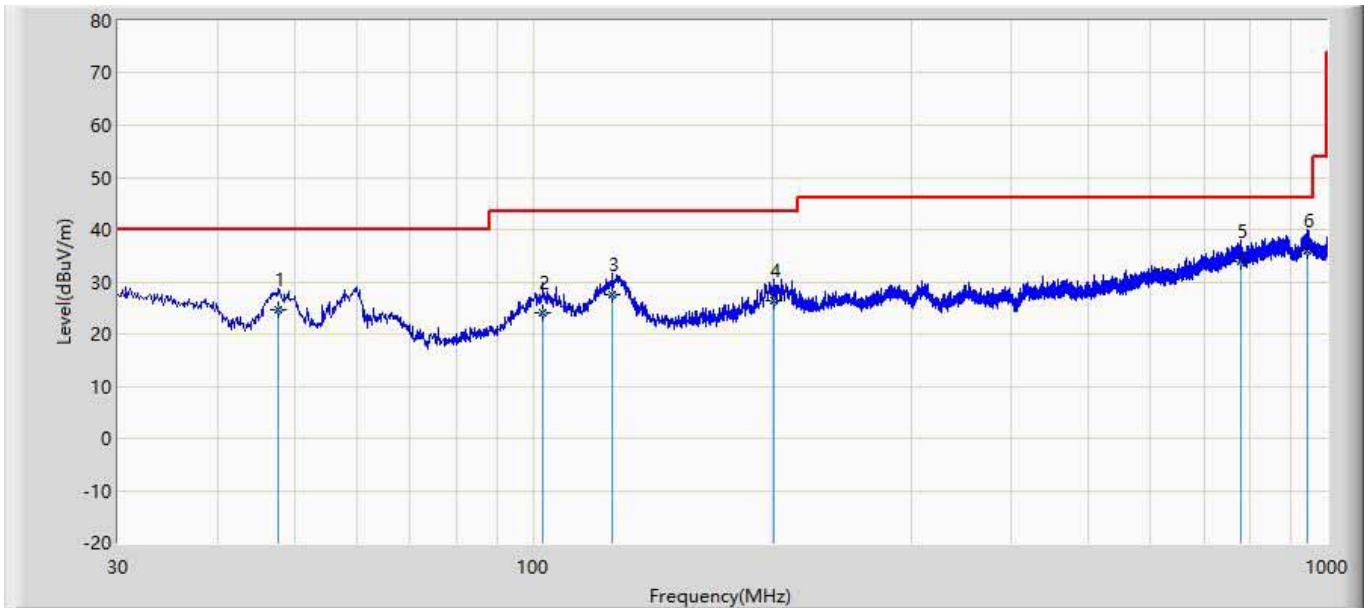


No	Mark	Frequency (MHz)	Measure Level (dBuV/m)	Reading Level (dBuV)	Over Limit (dB)	Limit (dBuV/m)	Probe (dB/m)	Cable (dB)	Amp (dB)	Ant Pos (cm)	Table Pos (deg)	Type
1	*	31.940	28.120	1.300	-11.880	40.000	20.356	6.464	0.000	100	96	QP
2		124.817	20.895	4.500	-22.605	43.500	9.427	6.968	0.000	100	331	QP
3		177.319	25.236	8.000	-18.264	43.500	10.042	7.194	0.000	100	210	QP
4		421.000	28.368	1.200	-17.632	46.000	19.208	7.960	0.000	100	42	QP
5		623.883	31.745	1.900	-14.255	46.000	21.356	8.489	0.000	200	174	QP
6		956.229	33.872	1.100	-12.128	46.000	23.552	9.220	0.000	100	157	QP

Note:

- " * ", means this data is the worst emission level.
- Measurement Level = Reading Level + Factor(Probe+Cable-Amp).

Engineer: Tirito	
Site: AC3	Time: 2018/06/29
Limit: FCC_Part15.209_RE(3m)	Margin: 0
Probe: AC3_3m (30-1000MHz)	Polarity: Vertical
EUT: Wireless Access Point	Power: AC 120V/60Hz
Note: Mode 1	



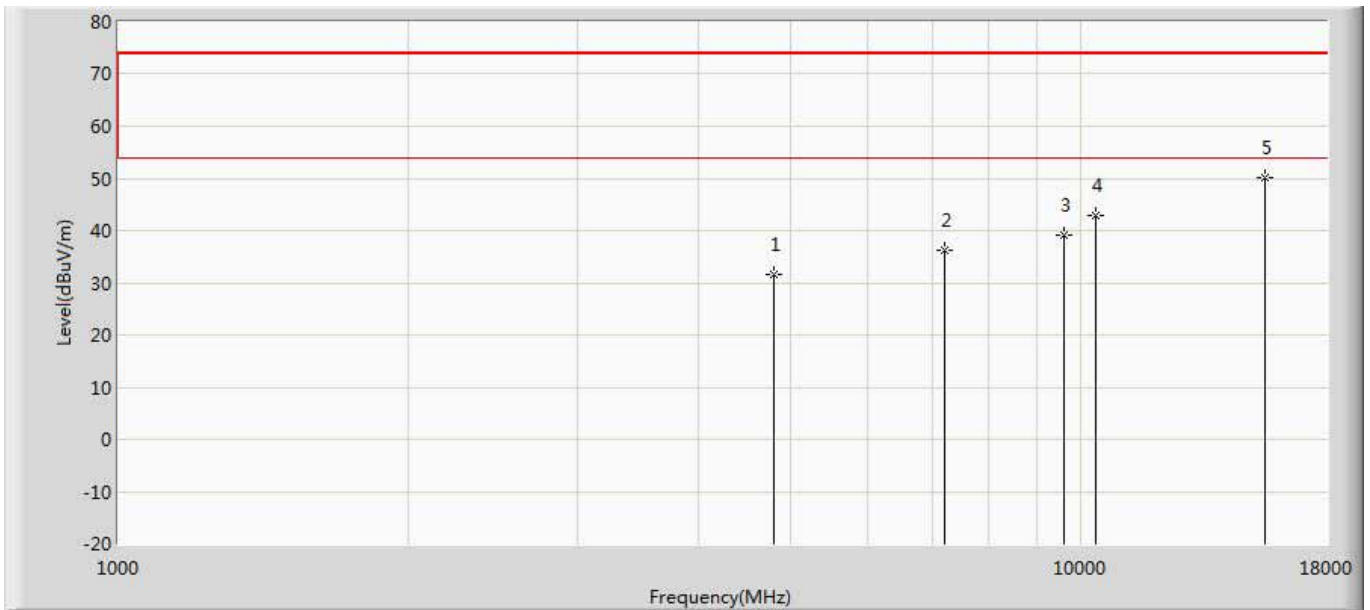
No	Mark	Frequency (MHz)	Measure Level (dBuV/m)	Reading Level (dBuV)	Over Limit (dB)	Limit (dBuV/m)	Probe (dB/m)	Cable (dB)	Amp (dB)	Ant Pos (cm)	Table Pos (deg)	Type
1		47.824	24.730	6.600	-15.270	40.000	11.557	6.572	0.000	100	157	QP
2		102.750	24.176	2.100	-19.324	43.500	15.209	6.867	0.000	100	230	QP
3		126.030	27.541	6.200	-15.959	43.500	14.367	6.974	0.000	100	174	QP
4		200.841	26.367	3.800	-17.133	43.500	15.283	7.283	0.000	100	93	QP
5		777.749	33.819	1.800	-12.181	46.000	23.177	8.842	0.000	200	331	QP
6	*	943.497	35.942	1.600	-10.058	46.000	25.153	9.189	0.000	100	214	QP

Note:

1. " * ", means this data is the worst emission level.
2. Measurement Level = Reading Level + Factor(Probe+Cable-Amp).

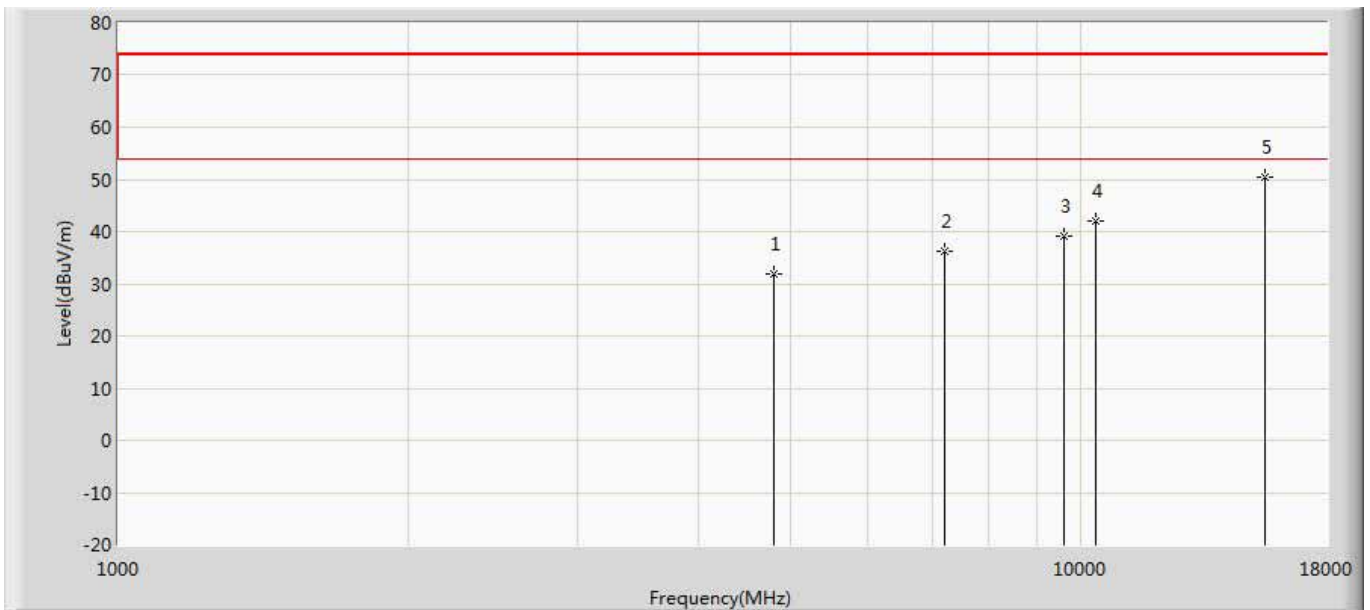
The worst case of Simultaneous Radiated Emission:

Engineer: Damon	
Site: AC5	Time: 2018/06/29
Limit: FCC_Part15.209_RE(3m)	Margin: 0
Probe: Horn_3117_00167055(1-18GHz)	Polarity: Horizontal
EUT: Wireless Access Point	Power: AC 120V/60Hz
Note: WIFI+BT simultaneous transmit	



No	Mark	Frequency (MHz)	Measure Level (dBuV/m)	Reading Level (dBuV)	Over Limit (dB)	Limit (dBuV/m)	Factor (dB)	Type
1		4804.000	31.708	40.006	-42.292	74.000	-8.298	PK
2		7206.000	36.145	41.115	-37.855	74.000	-4.970	PK
3		9608.000	39.135	40.065	-34.865	74.000	-0.930	PK
4		10360.000	42.952	42.981	-31.048	74.000	-0.029	PK
5	*	15540.000	50.014	44.157	-23.986	74.000	5.857	PK

Engineer: Damon	
Site: AC5	Time: 2018/06/29
Limit: FCC_Part15.209_RE(3m)	Margin: 0
Probe: Horn_3117_00167055(1-18GHz)	Polarity: Vertical
EUT: Wireless Access Point	Power: AC 120V/60Hz
Note: WIFI+BT simultaneous transmit	



No	Mark	Frequency (MHz)	Measure Level (dBuV/m)	Reading Level (dBuV)	Over Limit (dB)	Limit (dBuV/m)	Factor (dB)	Type
1		4804.000	31.759	40.057	-42.241	74.000	-8.298	PK
2		7206.000	36.146	41.116	-37.854	74.000	-4.970	PK
3		9608.000	39.148	40.078	-34.852	74.000	-0.930	PK
4		10360.000	42.123	42.152	-31.877	74.000	-0.029	PK
5	*	15540.000	50.452	44.595	-23.548	74.000	5.857	PK

Note:

1. " * ", means this data is the worst emission level.
2. Measurement Level = Reading Level + Factor(Probe+Cable-Amp).

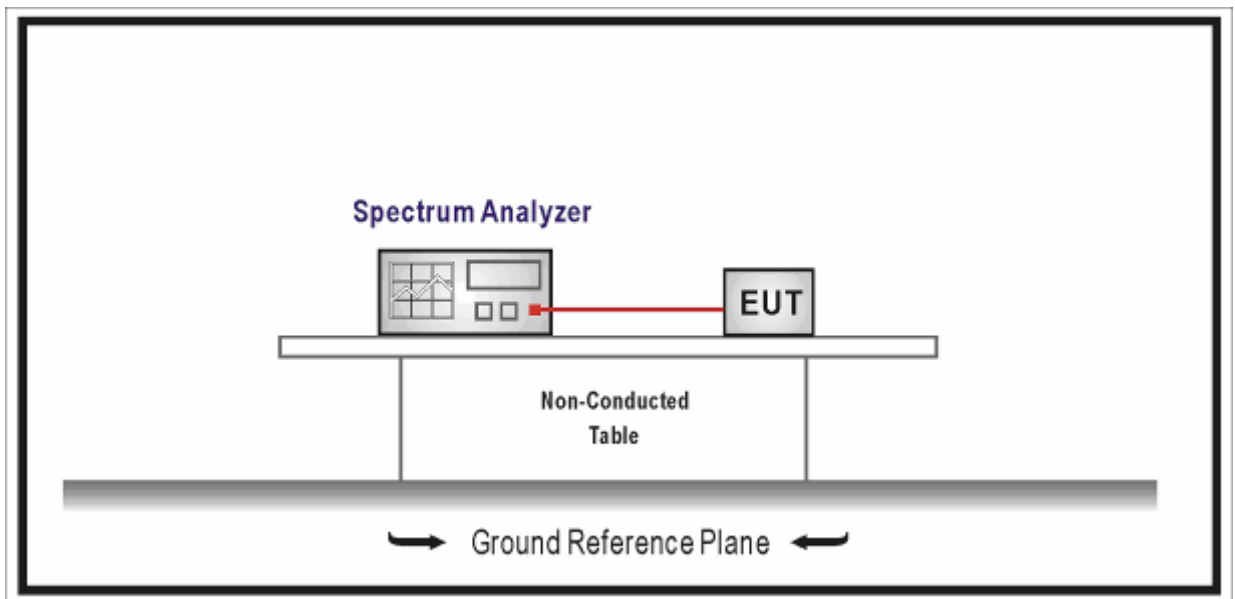
5. Emission bandwidth and occupied bandwidth

5.1. Test Equipment

Emission bandwidth and occupied bandwidth / TR-8					
Instrument	Manufacturer	Type No.	Serial No.	Cal. Date	Cal. Due Date
Spectrum Analyzer	Agilent	N9010A	MY48030494	2018.02.04	2019.02.03
EXA Spectrum Analyzer	Keysight	N9010A	MY55370495	2018.04.09	2019.04.08
MXA Signal Analyzer	Keysight	N9020A	MY56060147	2018.04.09	2019.04.08
Temperature/Humidity Meter	zhichen	ZC1-2	TR8-TH	2018.04.10	2019.04.09

Note: All equipment are calibrated with traceable calibrations. Each calibration is traceable to the national or international standards.

5.2. Test Setup




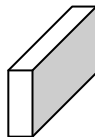
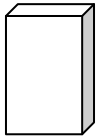
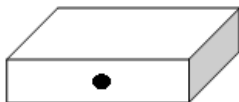


5.3. Limit

N/A

5.4. Test Procedure

Test Method			
	References Rule	Chapter	Description
<input type="checkbox"/>	ANSI C63.10	12.4	Emission bandwidth and occupied bandwidth
	<input type="checkbox"/> ANSI C63.10	12.4.1	Emission bandwidth (26dB)
	<input type="checkbox"/> ANSI C63.10	12.4.2	Occupied bandwidth (99%)
<input checked="" type="checkbox"/>	FCC KDB 789033 D02v02r01	C	Bandwidth Measurement
	<input checked="" type="checkbox"/> FCC KDB 789033 D02v02r01	C.1	Emission Bandwidth (26dB)
	<input type="checkbox"/> FCC KDB 789033 D02v02r01	C.2	Minimum Emission Bandwidth for the band 5.725-5.85 GHz (6dB)
<input checked="" type="checkbox"/>	FCC KDB 789033 D02v02r01	D	99 Percent Occupied Bandwidth

5.5. EUT test Axis definition

Item	Occupied bandwidth			
Device Category	<input checked="" type="checkbox"/>	Indoor use		
	<input type="checkbox"/>	Outdoor use		
	<input type="checkbox"/>	Fix position use		
	<input type="checkbox"/>	Client use		
Test mode	Mode 1-20			
Test method	<input type="checkbox"/>	Radiated		
		X Axis	Y Axis	Z Axis
				
		Worst Axis <input type="checkbox"/>	Worst Axis <input type="checkbox"/>	Worst Axis <input type="checkbox"/>
	<input checked="" type="checkbox"/>	Conducted		
	<input type="checkbox"/>	Chain 1		
				
	<input checked="" type="checkbox"/>	Chain 1	Chain 2	
				
	<input type="checkbox"/>	Chain 1	Chain 2	Chain 3
				

5.6. Test Result

Product Name	: Wireless Access Point	Power	: AC 120V/60Hz
Test Mode	: Mode 1~20	Test Site	: TR8
Test Date	: 2018.05.24	Test Engineer	: Tommy

Mode 1: Transmit by 802.11a with CDD by ant0+1					
Channel No.	Frequency (MHz)	26dB Occupied Bandwidth (MHz)	99% Occupied Bandwidth (MHz)	Lower/Higher Frequency (MHz)	Result
		Ant1(Worst Data)	Ant1(Worst Data)	Ant1(Worst Data)	
CH36	5180	22.08	16.901	5171.550	Pass
CH44	5220	26.15	16.952	N/A	Pass
CH48	5240	26.34	16.965	5248.483	Pass
CH52	5260	22.14	16.932	N/A	Pass
CH60	5300	25.75	16.984	N/A	Pass
CH64	5320	25.85	16.927	N/A	Pass
CH100	5500	27.79	16.942	N/A	Pass
CH116	5580	29.52	17.119	N/A	Pass
CH140	5700	29.49	17.328	N/A	Pass
CH144	5720	29.18	17.216	N/A	Pass
CH149	5745	29.96	17.444	N/A	Pass
CH157	5785	29.26	17.119	N/A	Pass
CH165	5825	29.22	17.099	N/A	Pass

Mode 1: Transmit by 802.11a with CDD by ant0+1+2+3

Channel No.	Frequency (MHz)	26dB Occupied Bandwidth (MHz)	99% Occupied Bandwidth (MHz)	Lower/Higher Frequency (MHz)	Result
		Ant1(Worst Data)	Ant1(Worst Data)	Ant1(Worst Data)	
CH36	5180	21.35	16.789	5171.606	Pass
CH44	5220	21.45	16.744	N/A	Pass
CH48	5240	21.21	16.784	5248.392	Pass
CH52	5260	21.39	16.824	N/A	Pass
CH60	5300	21.37	16.763	N/A	Pass
CH64	5320	21.09	16.790	N/A	Pass
CH100	5500	21.45	16.825	N/A	Pass
CH116	5580	21.43	16.768	N/A	Pass
CH140	5700	21.12	16.789	N/A	Pass
CH144	5720	21.02	16.841	N/A	Pass
CH149	5745	29.17	17.062	N/A	Pass
CH157	5785	29.92	17.272	N/A	Pass
CH165	5825	28.51	17.015	N/A	Pass

Mode 2: Transmit by 802.11n(20MHz) with CDD by ant0+1

Channel No.	Frequency (MHz)	26dB Occupied Bandwidth (MHz)	99% Occupied Bandwidth (MHz)	Lower/Higher Frequency (MHz)	Result
		Ant1(Worst Data)	Ant1(Worst Data)	Ant1(Worst Data)	
CH36	5180	21.46	17.945	5171.028	Pass
CH44	5220	21.70	17.967	N/A	Pass
CH48	5240	22.63	17.947	5248.974	Pass
CH52	5260	22.01	17.925	N/A	Pass
CH60	5300	24.01	17.939	N/A	Pass
CH64	5320	22.92	17.900	N/A	Pass
CH100	5500	22.34	17.976	N/A	Pass
CH116	5580	29.34	18.097	N/A	Pass
CH140	5700	29.99	18.420	N/A	Pass
CH144	5720	28.87	18.212	N/A	Pass
CH149	5745	29.99	18.224	N/A	Pass
CH157	5785	29.42	18.090	N/A	Pass
CH165	5825	30.00	18.114	N/A	Pass

Mode 2: Transmit by 802.11n(20MHz) with CDD by ant0+1+2+3					
Channel No.	Frequency (MHz)	26dB Occupied Bandwidth (MHz)	99% Occupied Bandwidth (MHz)	Lower/Higher Frequency (MHz)	Result
		Ant1(Worst Data)	Ant1(Worst Data)	Ant1(Worst Data)	
CH36	5180	21.50	17.880	5171.060	Pass
CH44	5220	21.22	17.859	N/A	Pass
CH48	5240	21.52	17.875	5248.938	Pass
CH52	5260	21.52	17.920	N/A	Pass
CH60	5300	21.51	17.915	N/A	Pass
CH64	5320	21.45	17.911	N/A	Pass
CH100	5500	21.41	17.908	N/A	Pass
CH116	5580	21.54	17.888	N/A	Pass
CH140	5700	21.50	17.950	N/A	Pass
CH144	5720	21.51	17.873	N/A	Pass
CH149	5745	24.86	18.022	N/A	Pass
CH157	5785	28.87	18.112	N/A	Pass
CH165	5825	24.77	18.035	N/A	Pass

Mode 3: Transmit by 802.11n(40MHz) with CDD by ant0+1					
Channel No.	Frequency (MHz)	26dB Occupied Bandwidth (MHz)	99% Occupied Bandwidth (MHz)	Lower/Higher Frequency (MHz)	Result
		Ant1(Worst Data)	Ant1(Worst Data)	Ant1(Worst Data)	
CH38	5190	39.50	36.383	5171.809	Pass
CH46	5230	39.40	36.401	5248.201	Pass
CH54	5270	39.64	36.402	N/A	Pass
CH62	5310	39.86	36.368	N/A	Pass
CH102	5510	39.55	36.350	N/A	Pass
CH110	5550	39.88	36.343	N/A	Pass
CH134	5670	56.99	36.547	N/A	Pass
CH142	5710	56.85	36.158	N/A	Pass
CH151	5755	59.55	36.740	N/A	Pass
CH159	5795	56.49	36.575	N/A	Pass

Mode 3: Transmit by 802.11n(40MHz) with CDD by ant0+1+2+3					
Channel No.	Frequency (MHz)	26dB Occupied Bandwidth (MHz)	99% Occupied Bandwidth (MHz)	Lower/Higher Frequency (MHz)	Result
		Ant1(Worst Data)	Ant1(Worst Data)	Ant1(Worst Data)	
CH38	5190	39.50	36.402	5171.799	Pass
CH46	5230	39.34	36.290	5248.145	Pass
CH54	5270	39.47	36.380	N/A	Pass
CH62	5310	39.48	36.343	N/A	Pass
CH102	5510	39.90	36.383	N/A	Pass
CH110	5550	39.67	36.297	N/A	Pass
CH134	5670	39.68	36.294	N/A	Pass
CH142	5710	39.22	36.221	N/A	Pass
CH151	5755	57.19	36.557	N/A	Pass
CH159	5795	60.00	37.082	N/A	Pass

Mode 4: Transmit by 802.11ac(20MHz) with CDD by ant0+1					
Channel No.	Frequency (MHz)	26dB Occupied Bandwidth (MHz)	99% Occupied Bandwidth (MHz)	Lower/Higher Frequency (MHz)	Result
		Ant1(Worst Data)	Ant1(Worst Data)	Ant1(Worst Data)	
CH36	5180	21.54	17.956	5171.022	Pass
CH44	5220	22.76	17.963	N/A	Pass
CH48	5240	22.55	17.976	5248.988	Pass
CH52	5260	22.51	17.956	N/A	Pass
CH60	5300	22.44	18.004	N/A	Pass
CH64	5320	21.68	17.966	N/A	Pass
CH100	5500	24.56	17.980	N/A	Pass
CH116	5580	28.78	18.120	N/A	Pass
CH140	5700	29.14	18.170	N/A	Pass
CH144	5720	29.11	18.110	N/A	Pass
CH149	5745	28.26	18.179	N/A	Pass
CH157	5785	26.65	18.152	N/A	Pass
CH165	5825	29.94	18.129	N/A	Pass

Mode 4: Transmit by 802.11ac(20MHz) with CDD by ant0+1+2+3					
Channel No.	Frequency (MHz)	26dB Occupied Bandwidth (MHz)	99% Occupied Bandwidth (MHz)	Lower/Higher Frequency (MHz)	Result
		Ant1(Worst Data)	Ant1(Worst Data)	Ant1(Worst Data)	
CH36	5180	21.54	17.924	5171.038	Pass
CH44	5220	21.55	17.925	N/A	Pass
CH48	5240	21.39	17.942	5248.971	Pass
CH52	5260	21.55	17.936	N/A	Pass
CH60	5300	21.31	17.950	N/A	Pass
CH64	5320	21.68	17.992	N/A	Pass
CH100	5500	21.53	18.004	N/A	Pass
CH116	5580	21.43	17.951	N/A	Pass
CH140	5700	21.17	17.975	N/A	Pass
CH144	5720	21.38	17.994	N/A	Pass
CH149	5745	22.48	18.053	N/A	Pass
CH157	5785	26.48	18.129	N/A	Pass
CH165	5825	28.98	18.082	N/A	Pass

Mode 5: Transmit by 802.11ac(40MHz) with CDD by ant0+1					
Channel No.	Frequency (MHz)	26dB Occupied Bandwidth (MHz)	99% Occupied Bandwidth (MHz)	Lower/Higher Frequency (MHz)	Result
		Ant1(Worst Data)	Ant1(Worst Data)	Ant1(Worst Data)	
CH38	5190	39.80	36.331	5171.835	Pass
CH46	5230	39.78	36.360	5248.180	Pass
CH54	5270	39.60	36.359	N/A	Pass
CH62	5310	39.81	36.321	N/A	Pass
CH102	5510	39.79	36.370	N/A	Pass
CH110	5550	39.77	36.270	N/A	Pass
CH134	5670	46.39	36.506	N/A	Pass
CH142	5710	46.36	36.053	N/A	Pass
CH151	5755	57.95	36.569	N/A	Pass
CH159	5795	56.80	36.648	N/A	Pass

Mode 5: Transmit by 802.11ac(40MHz) with CDD by ant0+1+2+3					
Channel No.	Frequency (MHz)	26dB Occupied Bandwidth (MHz)	99% Occupied Bandwidth (MHz)	Lower/Higher Frequency (MHz)	Result
		Ant1(Worst Data)	Ant1(Worst Data)	Ant1(Worst Data)	
CH38	5190	39.34	36.423	5171.789	Pass
CH46	5230	39.81	36.390	5248.195	Pass
CH54	5270	39.57	36.400	N/A	Pass
CH62	5310	39.77	36.419	N/A	Pass
CH102	5510	39.60	36.415	N/A	Pass
CH110	5550	39.59	36.382	N/A	Pass
CH134	5670	39.87	36.339	N/A	Pass
CH142	5710	39.59	37.565	N/A	Pass
CH151	5755	57.85	36.535	N/A	Pass
CH159	5795	60.00	36.997	N/A	Pass

Mode 6: Transmit by 802.11ac(80MHz) with CDD by ant0+1					
Channel No.	Frequency (MHz)	26dB Occupied Bandwidth (MHz)	99% Occupied Bandwidth (MHz)	Lower/Higher Frequency (MHz)	Result
		Ant1(Worst Data)	Ant1(Worst Data)	Ant1(Worst Data)	
CH42	5210	81.47	77.139	5171.431/5248.570	Pass
CH58	5290	81.88	77.242	N/A	Pass
CH106	5530	81.17	77.149	N/A	Pass
CH138	5690	81.11	77.197	N/A	Pass
CH155	5775	113.8	77.414	N/A	Pass

Mode 6: Transmit by 802.11ac(80MHz) with CDD by ant0+1+2+3					
Channel No.	Frequency (MHz)	26dB Occupied Bandwidth (MHz)	99% Occupied Bandwidth (MHz)	Lower/Higher Frequency (MHz)	Result
		Ant1(Worst Data)	Ant1(Worst Data)	Ant1(Worst Data)	
CH42	5210	81.29	75.496	5172.252/5247.748	Pass
CH58	5290	81.38	75.749	N/A	Pass
CH106	5530	81.45	75.628	N/A	Pass
CH138	5690	80.06	76.915	N/A	Pass
CH155	5775	81.35	75.764	N/A	Pass

Mode 7: Transmit by 802.11ax(20MHz) with CDD by ant0+1					
Channel No.	Frequency (MHz)	26dB Occupied Bandwidth (MHz)	99% Occupied Bandwidth (MHz)	Lower/Higher Frequency (MHz)	Result
		Ant1(Worst Data)	Ant1(Worst Data)	Ant1(Worst Data)	
CH36	5180	22.24	19.104	5170.448	Pass
CH44	5220	24.21	19.124	N/A	Pass
CH48	5240	23.99	19.099	5249.550	Pass
CH52	5260	21.85	19.093	N/A	Pass
CH60	5300	21.62	19.063	N/A	Pass
CH64	5320	22.72	19.152	N/A	Pass
CH100	5500	24.19	19.033	N/A	Pass
CH116	5580	29.16	19.165	N/A	Pass
CH140	5700	29.79	19.247	N/A	Pass
CH144	5720	29.72	19.217	N/A	Pass
CH149	5745	29.81	19.268	N/A	Pass
CH157	5785	30.00	19.248	N/A	Pass
CH165	5825	27.70	19.120	N/A	Pass

Mode 7: Transmit by 802.11ax(20MHz) with CDD by ant0+1+2+3					
Channel No.	Frequency (MHz)	26dB Occupied Bandwidth (MHz)	99% Occupied Bandwidth (MHz)	Lower/Higher Frequency (MHz)	Result
		Ant1(Worst Data)	Ant1(Worst Data)	Ant1(Worst Data)	
CH36	5180	21.61	19.048	5170.476	Pass
CH44	5220	21.34	19.055	N/A	Pass
CH48	5240	21.34	19.063	5249.532	Pass
CH52	5260	21.19	19.104	N/A	Pass
CH60	5300	21.15	19.089	N/A	Pass
CH64	5320	21.23	19.038	N/A	Pass
CH100	5500	21.34	19.025	N/A	Pass
CH116	5580	21.32	19.012	N/A	Pass
CH140	5700	21.53	19.077	N/A	Pass
CH144	5720	21.48	19.129	N/A	Pass
CH149	5745	29.04	19.160	N/A	Pass
CH157	5785	22.82	19.112	N/A	Pass
CH165	5825	22.36	19.141	N/A	Pass

Mode 8: Transmit by 802.11ax(40MHz) with CDD by ant0+1					
Channel No.	Frequency (MHz)	26dB Occupied Bandwidth (MHz)	99% Occupied Bandwidth (MHz)	Lower/Higher Frequency (MHz)	Result
		Ant1(Worst Data)	Ant1(Worst Data)	Ant1(Worst Data)	
CH38	5190	40.01	37.497	5171.252	Pass
CH46	5230	40.12	37.595	5248.798	Pass
CH54	5270	40.08	37.590	N/A	Pass
CH62	5310	40.11	37.546	N/A	Pass
CH102	5510	39.99	37.351	N/A	Pass
CH110	5550	39.99	37.577	N/A	Pass
CH134	5670	48.56	37.662	N/A	Pass
CH142	5710	49.62	37.726	N/A	Pass
CH151	5755	49.29	37.622	N/A	Pass
CH159	5795	49.69	37.705	N/A	Pass

Mode 8: Transmit by 802.11ax(40MHz) with CDD by ant0+1+2+3					
Channel No.	Frequency (MHz)	26dB Occupied Bandwidth (MHz)	99% Occupied Bandwidth (MHz)	Lower/Higher Frequency (MHz)	Result
		Ant1(Worst Data)	Ant1(Worst Data)	Ant1(Worst Data)	
CH38	5190	39.93	37.573	5171.214	Pass
CH46	5230	39.86	37.600	5248.800	Pass
CH54	5270	40.19	37.595	N/A	Pass
CH62	5310	40.13	37.546	N/A	Pass
CH102	5510	39.82	37.609	N/A	Pass
CH110	5550	39.98	37.572	N/A	Pass
CH134	5670	40.19	37.694	N/A	Pass
CH142	5710	39.33	37.618	N/A	Pass
CH151	5755	55.64	37.731	N/A	Pass
CH159	5795	58.90	37.863	N/A	Pass

Mode 9: Transmit by 802.11ax(80MHz) with CDD by ant0+1					
Channel No.	Frequency (MHz)	26dB Occupied Bandwidth (MHz)	99% Occupied Bandwidth (MHz)	Lower/Higher Frequency (MHz)	Result
		Ant1(Worst Data)	Ant1(Worst Data)	Ant1(Worst Data)	
CH42	5210	81.56	77.044	5171.478/5248.522	Pass
CH58	5290	81.76	77.193	N/A	Pass
CH106	5530	81.61	77.180	N/A	Pass
CH138	5690	81.11	77.071	N/A	Pass
CH155	5775	113.7	77.401	N/A	Pass

Mode 9: Transmit by 802.11ax(80MHz) with CDD by ant0+1+2+3					
Channel No.	Frequency (MHz)	26dB Occupied Bandwidth (MHz)	99% Occupied Bandwidth (MHz)	Lower/Higher Frequency (MHz)	Result
		Ant1(Worst Data)	Ant1(Worst Data)	Ant1(Worst Data)	
CH42	5210	81.43	77.002	5171.499/5248.501	Pass
CH58	5290	81.06	77.147	N/A	Pass
CH106	5530	81.48	77.025	N/A	Pass
CH138	5690	79.51	77.007	N/A	Pass
CH155	5775	81.86	77.087	N/A	Pass

Mode 10: Transmit by 802.11ax(160MHz) with CDD by ant0+1					
Channel No.	Frequency (MHz)	26dB Occupied Bandwidth (MHz)	99% Occupied Bandwidth (MHz)	Lower/Higher Frequency (MHz)	Result
		Ant1(Worst Data)	Ant1(Worst Data)	Ant1(Worst Data)	
CH50	5250	154.6	154.43	N/A	Pass
CH144	5570	154.9	154.59	N/A	Pass

Mode 10: Transmit by 802.11ax(160MHz) with CDD by ant0+1+2+3					
Channel No.	Frequency (MHz)	26dB Occupied Bandwidth (MHz)	99% Occupied Bandwidth (MHz)	Lower/Higher Frequency (MHz)	Result
		Ant1(Worst Data)	Ant1(Worst Data)	Ant1(Worst Data)	
CH50	5250	163.4	154.13	N/A	Pass
CH144	5570	163.5	154.15	N/A	Pass

Mode 11: Transmit by 802.11a with Beam-forming by ant0+1

Channel No.	Frequency (MHz)	26dB Occupied Bandwidth (MHz)	99% Occupied Bandwidth (MHz)	Lower/Higher Frequency (MHz)	Result
		Ant1(Worst Data)	Ant1(Worst Data)	Ant1(Worst Data)	
CH36	5180	22.25	16.915	5171.543	Pass
CH44	5220	23.99	16.983	N/A	Pass
CH48	5240	23.77	16.903	5248.452	Pass
CH52	5260	22.02	16.839	N/A	Pass
CH60	5300	22.35	16.860	N/A	Pass
CH64	5320	21.98	16.853	N/A	Pass
CH100	5500	21.33	16.834	N/A	Pass
CH116	5580	21.65	16.945	N/A	Pass
CH140	5700	22.06	16.855	N/A	Pass
CH144	5720	21.19	17.006	N/A	Pass
CH149	5745	28.46	17.570	N/A	Pass
CH157	5785	28.87	17.288	N/A	Pass
CH165	5825	29.30	18.046	N/A	Pass

Mode 11: Transmit by 802.11a with Beam-forming by ant0+1+2+3

Channel No.	Frequency (MHz)	26dB Occupied Bandwidth (MHz)	99% Occupied Bandwidth (MHz)	Lower/Higher Frequency (MHz)	Result
		Ant1(Worst Data)	Ant1(Worst Data)	Ant1(Worst Data)	
CH36	5180	21.12	16.850	5171.575	Pass
CH44	5220	20.90	16.801	N/A	Pass
CH48	5240	21.31	16.833	5248.417	Pass
CH52	5260	21.04	16.812	N/A	Pass
CH60	5300	21.47	16.780	N/A	Pass
CH64	5320	21.31	16.790	N/A	Pass
CH100	5500	21.08	16.804	N/A	Pass
CH116	5580	21.34	16.822	N/A	Pass
CH140	5700	21.17	16.798	N/A	Pass
CH144	5720	21.20	16.825	N/A	Pass
CH149	5745	28.05	16.969	N/A	Pass
CH157	5785	29.05	17.173	N/A	Pass
CH165	5825	29.15	17.225	N/A	Pass

Mode 12: Transmit by 802.11n(20MHz) with Beam-forming by ant0+1					
Channel No.	Frequency (MHz)	26dB Occupied Bandwidth (MHz)	99% Occupied Bandwidth (MHz)	Lower/Higher Frequency (MHz)	Result
		Ant1(Worst Data)	Ant1(Worst Data)	Ant1(Worst Data)	
CH36	5180	21.61	17.898	5171.051	Pass
CH44	5220	22.34	17.894	N/A	Pass
CH48	5240	21.74	17.937	5248.969	Pass
CH52	5260	21.63	17.895	N/A	Pass
CH60	5300	21.80	17.858	N/A	Pass
CH64	5320	21.77	17.904	N/A	Pass
CH100	5500	21.53	17.876	N/A	Pass
CH116	5580	21.59	17.907	N/A	Pass
CH140	5700	21.37	17.883	N/A	Pass
CH144	5720	21.37	18.546	N/A	Pass
CH149	5745	24.75	18.081	N/A	Pass
CH157	5785	28.50	18.957	N/A	Pass
CH165	5825	24.98	18.131	N/A	Pass

Mode 12: Transmit by 802.11n(20MHz) with Beam-forming by ant0+1+2+3					
Channel No.	Frequency (MHz)	26dB Occupied Bandwidth (MHz)	99% Occupied Bandwidth (MHz)	Lower/Higher Frequency (MHz)	Result
		Ant1(Worst Data)	Ant1(Worst Data)	Ant1(Worst Data)	
CH36	5180	21.31	17.934	5171.033	Pass
CH44	5220	21.30	17.876	N/A	Pass
CH48	5240	21.68	17.925	5248.963	Pass
CH52	5260	21.27	17.920	N/A	Pass
CH60	5300	21.28	17.906	N/A	Pass
CH64	5320	21.57	17.911	N/A	Pass
CH100	5500	21.37	17.902	N/A	Pass
CH116	5580	21.55	17.886	N/A	Pass
CH140	5700	21.36	17.894	N/A	Pass
CH144	5720	21.35	17.897	N/A	Pass
CH149	5745	24.32	18.028	N/A	Pass
CH157	5785	28.51	18.149	N/A	Pass
CH165	5825	24.25	18.003	N/A	Pass

Mode 13: Transmit by 802.11n(40MHz) with Beam-forming by ant0+1					
Channel No.	Frequency (MHz)	26dB Occupied Bandwidth (MHz)	99% Occupied Bandwidth (MHz)	Lower/Higher Frequency (MHz)	Result
		Ant1(Worst Data)	Ant1(Worst Data)	Ant1(Worst Data)	
CH38	5190	39.68	36.336	5171.832	Pass
CH46	5230	39.71	36.313	5248.157	Pass
CH54	5270	39.73	36.348	N/A	Pass
CH62	5310	39.62	36.274	N/A	Pass
CH102	5510	39.69	36.308	N/A	Pass
CH110	5550	39.78	36.379	N/A	Pass
CH134	5670	53.09	36.518	N/A	Pass
CH142	5710	39.02	36.495	N/A	Pass
CH151	5755	55.85	36.812	N/A	Pass
CH159	5795	59.70	37.292	N/A	Pass

Mode 13: Transmit by 802.11n(40MHz) with Beam-forming by ant0+1+2+3					
Channel No.	Frequency (MHz)	26dB Occupied Bandwidth (MHz)	99% Occupied Bandwidth (MHz)	Lower/Higher Frequency (MHz)	Result
		Ant1(Worst Data)	Ant1(Worst Data)	Ant1(Worst Data)	
CH38	5190	39.48	36.307	5171.847	Pass
CH46	5230	39.50	36.323	5248.162	Pass
CH54	5270	39.84	36.353	N/A	Pass
CH62	5310	39.71	36.228	N/A	Pass
CH102	5510	39.47	36.340	N/A	Pass
CH110	5550	39.56	36.239	N/A	Pass
CH134	5670	39.54	36.311	N/A	Pass
CH142	5710	39.27	36.188	N/A	Pass
CH151	5755	55.84	36.564	N/A	Pass
CH159	5795	60.00	37.025	N/A	Pass

Mode 14: Transmit by 802.11ac(20MHz) with Beam-forming by ant0+1					
Channel No.	Frequency (MHz)	26dB Occupied Bandwidth (MHz)	99% Occupied Bandwidth (MHz)	Lower/Higher Frequency (MHz)	Result
		Ant1(Worst Data)	Ant1(Worst Data)	Ant1(Worst Data)	
CH36	5180	21.41	17.939	5171.031	Pass
CH44	5220	21.96	17.936	N/A	Pass
CH48	5240	21.71	17.936	5248.968	Pass
CH52	5260	21.51	17.923	N/A	Pass
CH60	5300	21.54	17.956	N/A	Pass
CH64	5320	22.05	17.929	N/A	Pass
CH100	5500	21.39	17.949	N/A	Pass
CH116	5580	21.57	17.889	N/A	Pass
CH140	5700	21.48	17.961	N/A	Pass
CH144	5720	21.88	18.388	N/A	Pass
CH149	5745	26.87	18.680	N/A	Pass
CH157	5785	27.25	18.542	N/A	Pass
CH165	5825	24.88	18.307	N/A	Pass

Mode 14: Transmit by 802.11ac(20MHz) with Beam-forming by ant0+1+2+3					
Channel No.	Frequency (MHz)	26dB Occupied Bandwidth (MHz)	99% Occupied Bandwidth (MHz)	Lower/Higher Frequency (MHz)	Result
		Ant1(Worst Data)	Ant1(Worst Data)	Ant1(Worst Data)	
CH36	5180	21.58	17.957	5171.022	Pass
CH44	5220	21.61	17.979	N/A	Pass
CH48	5240	21.57	17.933	5248.967	Pass
CH52	5260	21.62	17.958	N/A	Pass
CH60	5300	21.43	17.973	N/A	Pass
CH64	5320	21.59	17.931	N/A	Pass
CH100	5500	21.33	17.976	N/A	Pass
CH116	5580	21.59	17.956	N/A	Pass
CH140	5700	21.43	17.963	N/A	Pass
CH144	5720	21.57	17.923	N/A	Pass
CH149	5745	26.14	18.045	N/A	Pass
CH157	5785	27.50	18.141	N/A	Pass
CH165	5825	24.83	18.123	N/A	Pass

Mode 15: Transmit by 802.11ac(40MHz) with Beam-forming by ant0+1					
Channel No.	Frequency (MHz)	26dB Occupied Bandwidth (MHz)	99% Occupied Bandwidth (MHz)	Lower/Higher Frequency (MHz)	Result
		Ant1(Worst Data)	Ant1(Worst Data)	Ant1(Worst Data)	
CH38	5190	39.89	36.387	5171.807	Pass
CH46	5230	39.85	36.365	5248.183	Pass
CH54	5270	39.94	36.394	N/A	Pass
CH62	5310	40.01	36.329	N/A	Pass
CH102	5510	39.79	36.352	N/A	Pass
CH110	5550	39.66	36.302	N/A	Pass
CH134	5670	52.57	36.541	N/A	Pass
CH142	5710	40.04	37.555	N/A	Pass
CH151	5755	59.07	37.061	N/A	Pass
CH159	5795	59.78	36.983	N/A	Pass

Mode 15: Transmit by 802.11ac(40MHz) with Beam-forming by ant0+1+2+3					
Channel No.	Frequency (MHz)	26dB Occupied Bandwidth (MHz)	99% Occupied Bandwidth (MHz)	Lower/Higher Frequency (MHz)	Result
		Ant1(Worst Data)	Ant1(Worst Data)	Ant1(Worst Data)	
CH38	5190	39.44	36.389	5171.806	Pass
CH46	5230	39.45	36.399	5248.200	Pass
CH54	5270	40.18	36.427	N/A	Pass
CH62	5310	39.57	36.362	N/A	Pass
CH102	5510	39.50	36.437	N/A	Pass
CH110	5550	39.53	36.377	N/A	Pass
CH134	5670	39.45	36.380	N/A	Pass
CH142	5710	39.92	37.548	N/A	Pass
CH151	5755	58.88	36.634	N/A	Pass
CH159	5795	59.82	36.941	N/A	Pass

Mode 16: Transmit by 802.11ac(80MHz) with Beam-forming by ant0+1					
Channel No.	Frequency (MHz)	26dB Occupied Bandwidth (MHz)	99% Occupied Bandwidth (MHz)	Lower/Higher Frequency (MHz)	Result
		Ant1(Worst Data)	Ant1(Worst Data)	Ant1(Worst Data)	
CH42	5210	81.25	75.717	5172.142/5247.859	Pass
CH58	5290	82.06	75.788	N/A	Pass
CH106	5530	81.81	75.655	N/A	Pass
CH138	5690	79.67	76.862	N/A	Pass
CH155	5775	80.96	75.625	N/A	Pass

Mode 16: Transmit by 802.11ac(80MHz) with Beam-forming by ant0+1+2+3					
Channel No.	Frequency (MHz)	26dB Occupied Bandwidth (MHz)	99% Occupied Bandwidth (MHz)	Lower/Higher Frequency (MHz)	Result
		Ant1(Worst Data)	Ant1(Worst Data)	Ant1(Worst Data)	
CH42	5210	80.89	75.509	5172.246/5247.755	Pass
CH58	5290	80.79	75.632	N/A	Pass
CH106	5530	81.63	75.751	N/A	Pass
CH138	5690	79.77	77.154	N/A	Pass
CH155	5775	81.32	75.829	N/A	Pass

Mode 17: Transmit by 802.11ax(20MHz) with Beam-forming by ant0+1

Channel No.	Frequency (MHz)	26dB Occupied Bandwidth (MHz)	99% Occupied Bandwidth (MHz)	Lower/Higher Frequency (MHz)	Result
		Ant1(Worst Data)	Ant1(Worst Data)	Ant1(Worst Data)	
CH36	5180	21.18	19.074	5170.463	Pass
CH44	5220	22.33	19.105	N/A	Pass
CH48	5240	22.36	19.042	5249.521	Pass
CH52	5260	23.27	19.100	N/A	Pass
CH60	5300	21.55	19.061	N/A	Pass
CH64	5320	22.88	19.090	N/A	Pass
CH100	5500	21.14	19.105	N/A	Pass
CH116	5580	21.38	19.102	N/A	Pass
CH140	5700	21.70	19.150	N/A	Pass
CH144	5720	22.07	19.456	N/A	Pass
CH149	5745	28.21	19.299	N/A	Pass
CH157	5785	26.49	19.294	N/A	Pass
CH165	5825	23.43	19.256	N/A	Pass

Mode 17: Transmit by 802.11ax(20MHz) with Beam-forming by ant0+1+2+3

Channel No.	Frequency (MHz)	26dB Occupied Bandwidth (MHz)	99% Occupied Bandwidth (MHz)	Lower/Higher Frequency (MHz)	Result
		Ant1(Worst Data)	Ant1(Worst Data)	Ant1(Worst Data)	
CH36	5180	21.42	19.046	5170.477	Pass
CH44	5220	21.46	19.168	N/A	Pass
CH48	5240	21.71	19.086	5249.543	Pass
CH52	5260	21.52	19.049	N/A	Pass
CH60	5300	21.41	19.051	N/A	Pass
CH64	5320	21.14	18.986	N/A	Pass
CH100	5500	21.26	19.071	N/A	Pass
CH116	5580	21.19	19.084	N/A	Pass
CH140	5700	21.39	19.043	N/A	Pass
CH144	5720	21.51	19.018	N/A	Pass
CH149	5745	27.54	19.213	N/A	Pass
CH157	5785	26.29	19.133	N/A	Pass
CH165	5825	23.09	19.043	N/A	Pass

Mode 18: Transmit by 802.11ax(40MHz) with Beam-forming by ant0+1					
Channel No.	Frequency (MHz)	26dB Occupied Bandwidth (MHz)	99% Occupied Bandwidth (MHz)	Lower/Higher Frequency (MHz)	Result
		Ant1(Worst Data)	Ant1(Worst Data)	Ant1(Worst Data)	
CH38	5190	39.88	37.552	5171.224	Pass
CH46	5230	40.01	37.569	5248.785	Pass
CH54	5270	39.75	37.578	N/A	Pass
CH62	5310	40.00	37.530	N/A	Pass
CH102	5510	39.85	37.482	N/A	Pass
CH110	5550	39.92	37.530	N/A	Pass
CH134	5670	45.15	37.627	N/A	Pass
CH142	5710	39.39	37.909	N/A	Pass
CH151	5755	52.41	37.748	N/A	Pass
CH159	5795	49.81	38.048	N/A	Pass

Mode 18: Transmit by 802.11ax(40MHz) with Beam-forming by ant0+1+2+3					
Channel No.	Frequency (MHz)	26dB Occupied Bandwidth (MHz)	99% Occupied Bandwidth (MHz)	Lower/Higher Frequency (MHz)	Result
		Ant1(Worst Data)	Ant1(Worst Data)	Ant1(Worst Data)	
CH38	5190	40.01	37.676	5171.162	Pass
CH46	5230	39.85	37.622	5248.811	Pass
CH54	5270	40.21	37.539	N/A	Pass
CH62	5310	39.88	37.576	N/A	Pass
CH102	5510	40.35	37.612	N/A	Pass
CH110	5550	40.10	37.596	N/A	Pass
CH134	5670	39.70	37.552	N/A	Pass
CH142	5710	39.71	37.680	N/A	Pass
CH151	5755	52.90	37.776	N/A	Pass
CH159	5795	50.00	37.868	N/A	Pass

Mode 19: Transmit by 802.11ax(80MHz) with Beam-forming by ant0+1					
Channel No.	Frequency (MHz)	26dB Occupied Bandwidth (MHz)	99% Occupied Bandwidth (MHz)	Lower/Higher Frequency (MHz)	Result
		Ant1(Worst Data)	Ant1(Worst Data)	Ant1(Worst Data)	
CH42	5210	81.63	77.056	5171.472/5248.528	Pass
CH58	5290	81.63	77.237	N/A	Pass
CH106	5530	81.61	77.088	N/A	Pass
CH138	5690	79.53	77.174	N/A	Pass
CH155	5775	82.48	77.038	N/A	Pass

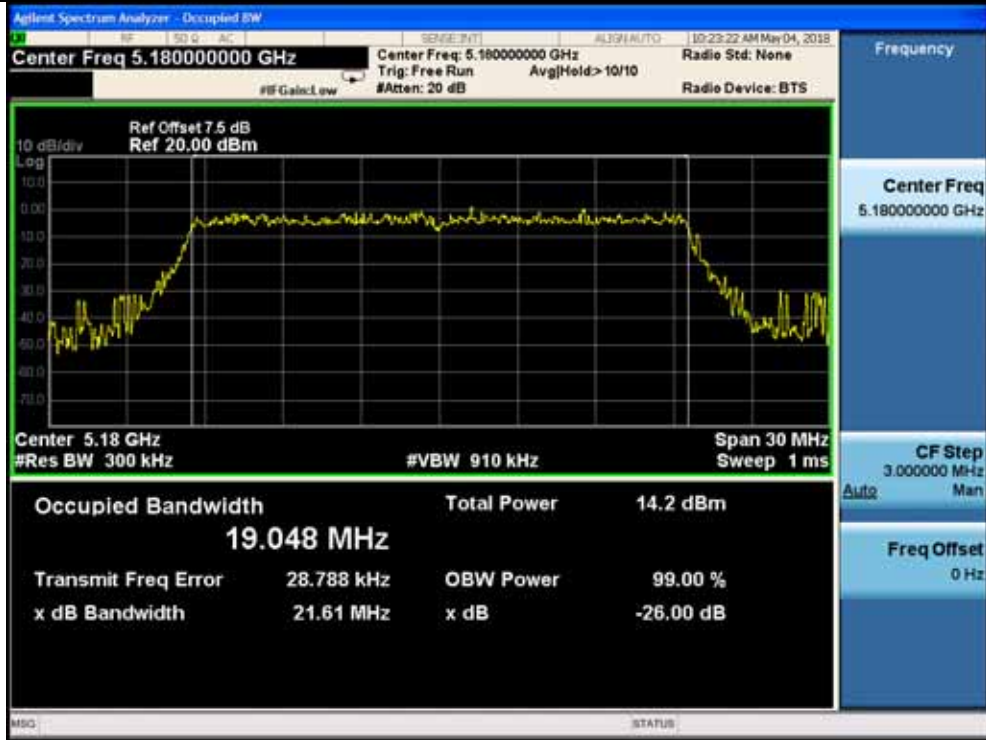
Mode 19: Transmit by 802.11ax(80MHz) with Beam-forming by ant0+1+2+3					
Channel No.	Frequency (MHz)	26dB Occupied Bandwidth (MHz)	99% Occupied Bandwidth (MHz)	Lower/Higher Frequency (MHz)	Result
		Ant1(Worst Data)	Ant1(Worst Data)	Ant1(Worst Data)	
CH42	5210	81.72	77.014	5171.493/5248.507	Pass
CH58	5290	82.03	77.248	N/A	Pass
CH106	5530	81.28	77.066	N/A	Pass
CH138	5690	79.91	77.101	N/A	Pass
CH155	5775	82.51	77.222	N/A	Pass

Mode 20: Transmit by 802.11ax(160MHz) with Beam-forming by ant0+1					
Channel No.	Frequency (MHz)	26dB Occupied Bandwidth (MHz)	99% Occupied Bandwidth (MHz)	Lower/Higher Frequency (MHz)	Result
		Ant1(Worst Data)	Ant1(Worst Data)	Ant1(Worst Data)	
CH50	5250	163.2	154.45	N/A	Pass
CH144	5570	164.7	154.61	N/A	Pass

Mode 20: Transmit by 802.11ax(160MHz) with Beam-forming by ant0+1+2+3					
Channel No.	Frequency (MHz)	26dB Occupied Bandwidth (MHz)	99% Occupied Bandwidth (MHz)	Lower/Higher Frequency (MHz)	Result
		Ant1(Worst Data)	Ant1(Worst Data)	Ant1(Worst Data)	
CH50	5250	163.4	154.16	N/A	Pass
CH144	5570	163.7	154.26	N/A	Pass

The worst case of Occupied Bandwidth as below:

Mode 7: CH36 (5180MHz) by ant0+1+2+3



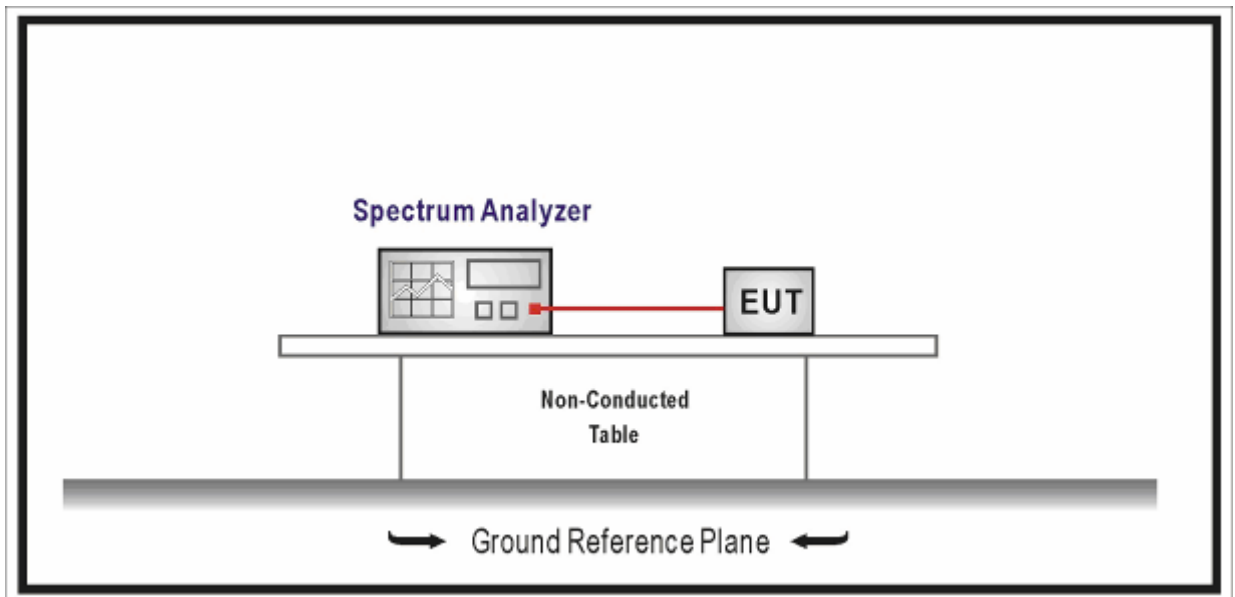
6. 6dB bandwidth

6.1. Test Equipment

Emission bandwidth and occupied bandwidth / TR-8					
Instrument	Manufacturer	Type No.	Serial No.	Cal. Date	Cal. Due Date
Spectrum Analyzer	Agilent	N9010A	MY48030494	2018.02.04	2019.02.03
EXA Spectrum Analyzer	Keysight	N9010A	MY55370495	2018.04.09	2019.04.08
MXA Signal Analyzer	Keysight	N9020A	MY56060147	2018.04.09	2019.04.08
Temperature/Humidity Meter	zhichen	ZC1-2	TR8-TH	2018.04.10	2019.04.09

Note: All equipment are calibrated with traceable calibrations. Each calibration is traceable to the national or international standards.

6.2. Test Setup




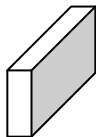
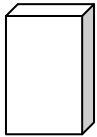
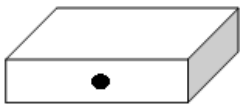
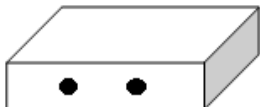
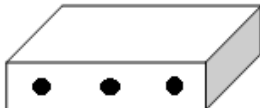
6.3. Limit

>500kHz

6.4. Test Procedure

Test Method			
	References Rule	Chapter	Description
<input type="checkbox"/>	ANSI C63.10	12.4	Emission bandwidth and occupied bandwidth
	<input type="checkbox"/> ANSI C63.10	12.4.1	Emission bandwidth (26dB)
	<input type="checkbox"/> ANSI C63.10	12.4.2	Occupied bandwidth (99%)
<input checked="" type="checkbox"/>	FCC KDB 789033 D02v02r01	C	Bandwidth Measurement
	<input type="checkbox"/> FCC KDB 789033 D02v02r01	C.1	Emission Bandwidth (26dB)
	<input checked="" type="checkbox"/> FCC KDB 789033 D02v02r01	C.2	Minimum Emission Bandwidth for the band 5.725-5.85 GHz (6dB)
<input checked="" type="checkbox"/>	FCC KDB 789033 D02v02r01	D	99 Percent Occupied Bandwidth

6.5. EUT test Axis definition

Item	6dB bandwidth			
Device Category	<input checked="" type="checkbox"/>	Indoor use		
	<input type="checkbox"/>	Outdoor use		
	<input type="checkbox"/>	Fix position use		
	<input type="checkbox"/>	Client use		
Test mode	Mode 1-20			
Test method	<input type="checkbox"/>	Radiated		
		X Axis	Y Axis	Z Axis
				
		Worst Axis <input type="checkbox"/>	Worst Axis <input type="checkbox"/>	Worst Axis <input type="checkbox"/>
	<input checked="" type="checkbox"/>	Conducted		
	<input type="checkbox"/>	Chain 1		
				
	<input checked="" type="checkbox"/>	Chain 1	Chain 2	
				
	<input type="checkbox"/>	Chain 1	Chain 2	Chain 3
				

6.6. Test Result

Product Name	: Wireless Access Point	Power	: AC 120V/60Hz
Test Mode	: Mode 1~20	Test Site	: TR8
Test Date	: 2018.05.28	Test Engineer	: Tommy

Mode 1: Transmit by 802.11a with CDD by ant0+1

Channel No.	Frequency (MHz)	6dB Bandwidth (MHz)	Limit (kHz)	Result
		Ant1(Worst Data)		
149	5745	16.37	>500	Pass
157	5785	16.54		Pass
165	5825	16.40		Pass

Mode 1: Transmit by 802.11a with CDD by ant0+1+2+3

Channel No.	Frequency (MHz)	6dB Bandwidth (MHz)	Limit (kHz)	Result
		Ant1(Worst Data)		
149	5745	16.36	>500	Pass
157	5785	16.40		Pass
165	5825	16.39		Pass

Mode 2: Transmit by 802.11n(20MHz) with CDD by ant0+1

Channel No.	Frequency (MHz)	6dB Bandwidth (MHz)	Limit (kHz)	Result
		Ant1(Worst Data)		
149	5745	17.61	>500	Pass
157	5785	17.63		Pass
165	5825	17.61		Pass

Mode 2: Transmit by 802.11n(20MHz) with CDD by ant0+1+2+3

Channel No.	Frequency (MHz)	6dB Bandwidth (MHz)	Limit (kHz)	Result
		Ant1(Worst Data)		
149	5745	17.61	>500	Pass
157	5785	17.58		Pass
165	5825	17.62		Pass

Mode 3: Transmit by 802.11n(40MHz) with CDD by ant0+1				
Channel No.	Frequency (MHz)	6dB Bandwidth (MHz)	Limit (kHz)	Result
		Ant1(Worst Data)		
151	5755	36.36	>500	Pass
159	5795	36.36		Pass
Mode 3: Transmit by 802.11n(40MHz) with CDD by ant0+1+2+3				
Channel No.	Frequency (MHz)	6dB Bandwidth (MHz)	Limit (kHz)	Result
		Ant1(Worst Data)		
151	5755	36.36	>500	Pass
159	5795	36.35		Pass
Mode 4: Transmit by 802.11ac(20MHz) with CDD by ant0+1				
Channel No.	Frequency (MHz)	6dB Bandwidth (MHz)	Limit (kHz)	Result
		Ant1(Worst Data)		
149	5745	17.58	>500	Pass
157	5785	17.60		Pass
165	5825	17.60		Pass
Mode 4: Transmit by 802.11ac(20MHz) with CDD by ant0+1+2+3				
Channel No.	Frequency (MHz)	6dB Bandwidth (MHz)	Limit (kHz)	Result
		Ant1(Worst Data)		
149	5745	17.59	>500	Pass
157	5785	17.78		Pass
165	5825	17.61		Pass

Mode 5: Transmit by 802.11ac(40MHz) with CDD by ant0+1				
Channel No.	Frequency (MHz)	6dB Bandwidth (MHz)	Limit (kHz)	Result
		Ant1(Worst Data)		
151	5755	36.39	>500	Pass
159	5795	36.38		Pass
Mode 5: Transmit by 802.11ac(40MHz) with CDD by ant0+1+2+3				
Channel No.	Frequency (MHz)	6dB Bandwidth (MHz)	Limit (kHz)	Result
		Ant1(Worst Data)		
151	5755	36.38	>500	Pass
159	5795	36.36		Pass
Mode 6: Transmit by 802.11ac(80MHz) with CDD by ant0+1				
Channel No.	Frequency (MHz)	6dB Bandwidth (MHz)	Limit (kHz)	Result
		Ant1(Worst Data)		
155	5775	76.17	>500	Pass
Mode 6: Transmit by 802.11ac(80MHz) with CDD by ant0+1+2+3				
Channel No.	Frequency (MHz)	6dB Bandwidth (MHz)	Limit (kHz)	Result
		Ant1(Worst Data)		
155	5775	76.45	>500	Pass

Mode 7: Transmit by 802.11ax(20MHz) with CDD by ant0+1				
Channel No.	Frequency (MHz)	6dB Bandwidth (MHz)	Limit (kHz)	Result
		Ant1(Worst Data)		
149	5745	18.38	>500	Pass
157	5785	18.57		Pass
165	5825	18.76		Pass
Mode 7: Transmit by 802.11ax(20MHz) with CDD by ant0+1+2+3				
Channel No.	Frequency (MHz)	6dB Bandwidth (MHz)	Limit (kHz)	Result
		Ant1(Worst Data)		
149	5745	18.92	>500	Pass
157	5785	18.56		Pass
165	5825	18.70		Pass
Mode 8: Transmit by 802.11ax(40MHz) with CDD by ant0+1				
Channel No.	Frequency (MHz)	6dB Bandwidth (MHz)	Limit (kHz)	Result
		Ant1(Worst Data)		
151	5755	37.26	>500	Pass
159	5795	37.33		Pass
Mode 8: Transmit by 802.11ax(40MHz) with CDD by ant0+1+2+3				
Channel No.	Frequency (MHz)	6dB Bandwidth (MHz)	Limit (kHz)	Result
		Ant1(Worst Data)		
151	5755	37.32	>500	Pass
159	5795	37.33		Pass

Mode 9: Transmit by 802.11ax(80MHz) with CDD by ant0+1				
Channel No.	Frequency (MHz)	6dB Bandwidth (MHz)	Limit (kHz)	Result
		Ant1(Worst Data)		
155	5775	76.41	>500	Pass
Mode 9: Transmit by 802.11ax(80MHz) with CDD by ant0+1+2+3				
Channel No.	Frequency (MHz)	6dB Bandwidth (MHz)	Limit (kHz)	Result
		Ant1(Worst Data)		
155	5775	76.96	>500	Pass

Mode 11: Transmit by 802.11a with Beam-forming by ant0+1				
Channel No.	Frequency (MHz)	6dB Bandwidth (MHz)	Limit (kHz)	Result
		Ant1(Worst Data)		
149	5745	16.38	>500	Pass
157	5785	16.37		Pass
165	5825	16.36		Pass
Mode 11: Transmit by 802.11a with Beam-forming by ant0+1+2+3				
Channel No.	Frequency (MHz)	6dB Bandwidth (MHz)	Limit (kHz)	Result
		Ant1(Worst Data)		
149	5745	16.40	>500	Pass
157	5785	16.38		Pass
165	5825	16.37		Pass
Mode 12: Transmit by 802.11n(20MHz) with Beam-forming by ant0+1				
Channel No.	Frequency (MHz)	6dB Bandwidth (MHz)	Limit (kHz)	Result
		Ant1(Worst Data)		
149	5745	17.61	>500	Pass
157	5785	17.64		Pass
165	5825	17.61		Pass
Mode 12: Transmit by 802.11n(20MHz) with Beam-forming by ant0+1+2+3				
Channel No.	Frequency (MHz)	6dB Bandwidth (MHz)	Limit (kHz)	Result
		Ant1(Worst Data)		
149	5745	17.63	>500	Pass
157	5785	17.63		Pass
165	5825	17.61		Pass

Mode 13: Transmit by 802.11n(40MHz) with Beam-forming by ant0+1				
Channel No.	Frequency (MHz)	6dB Bandwidth (MHz)	Limit (kHz)	Result
		Ant1(Worst Data)		
151	5755	36.36	>500	Pass
159	5795	36.37		Pass
Mode 13: Transmit by 802.11n(40MHz) with Beam-forming by ant0+1+2+3				
Channel No.	Frequency (MHz)	6dB Bandwidth (MHz)	Limit (kHz)	Result
		Ant1(Worst Data)		
151	5755	36.32	>500	Pass
159	5795	36.35		Pass
Mode 14: Transmit by 802.11ac(20MHz) with Beam-forming by ant0+1				
Channel No.	Frequency (MHz)	6dB Bandwidth (MHz)	Limit (kHz)	Result
		Ant1(Worst Data)		
149	5745	17.62	>500	Pass
157	5785	17.59		Pass
165	5825	17.61		Pass
Mode 14: Transmit by 802.11ac(20MHz) with Beam-forming by ant0+1+2+3				
Channel No.	Frequency (MHz)	6dB Bandwidth (MHz)	Limit (kHz)	Result
		Ant1(Worst Data)		
149	5745	17.62	>500	Pass
157	5785	17.61		Pass
165	5825	17.59		Pass

Mode 15: Transmit by 802.11ac(40MHz) with Beam-forming by ant0+1				
Channel No.	Frequency (MHz)	6dB Bandwidth (MHz)	Limit (kHz)	Result
		Ant1(Worst Data)		
151	5755	36.11	>500	Pass
159	5795	36.38		Pass
Mode 15: Transmit by 802.11ac(40MHz) with Beam-forming by ant0+1+2+3				
Channel No.	Frequency (MHz)	6dB Bandwidth (MHz)	Limit (kHz)	Result
		Ant1(Worst Data)		
151	5755	36.35	>500	Pass
159	5795	36.37		Pass
Mode 16: Transmit by 802.11ac(80MHz) with Beam-forming by ant0+1				
Channel No.	Frequency (MHz)	6dB Bandwidth (MHz)	Limit (kHz)	Result
		Ant1(Worst Data)		
155	5775	75.76	>500	Pass
Mode 16: Transmit by 802.11ac(80MHz) with Beam-forming by ant0+1+2+3				
Channel No.	Frequency (MHz)	6dB Bandwidth (MHz)	Limit (kHz)	Result
		Ant1(Worst Data)		
155	5775	75.53	>500	Pass

Mode 17: Transmit by 802.11ax(20MHz) with Beam-forming by ant0+1				
Channel No.	Frequency (MHz)	6dB Bandwidth (MHz)	Limit (kHz)	Result
		Ant1(Worst Data)		
149	5745	18.75	>500	Pass
157	5785	18.51		Pass
165	5825	18.78		Pass
Mode 17: Transmit by 802.11ax(20MHz) with Beam-forming by ant0+1+2+3				
Channel No.	Frequency (MHz)	6dB Bandwidth (MHz)	Limit (kHz)	Result
		Ant1(Worst Data)		
149	5745	18.80	>500	Pass
157	5785	18.80		Pass
165	5825	18.77		Pass
Mode18: Transmit by 802.11ax(40MHz) with Beam-forming by ant0+1				
Channel No.	Frequency (MHz)	6dB Bandwidth (MHz)	Limit (kHz)	Result
		Ant1(Worst Data)		
151	5755	37.29	>500	Pass
159	5795	37.38		Pass
Mode 18: Transmit by 802.11ax(40MHz) with Beam-forming by ant0+1+2+3				
Channel No.	Frequency (MHz)	6dB Bandwidth (MHz)	Limit (kHz)	Result
		Ant1(Worst Data)		
151	5755	37.30	>500	Pass
159	5795	36.77		Pass

Mode 19: Transmit by 802.11ax(80MHz) with Beam-forming by ant0+1

Channel No.	Frequency (MHz)	6dB Bandwidth (MHz)	Limit (kHz)	Result
		Ant1(Worst Data)		
155	5775	75.69	>500	Pass

Mode 19: Transmit by 802.11ax(80MHz) with Beam-forming by ant0+1+2+3

Channel No.	Frequency (MHz)	6dB Bandwidth (MHz)	Limit (kHz)	Result
		Ant1(Worst Data)		
155	5775	76.40	>500	Pass

The worst case of 6dB Bandwidth as below:

Mode 1: CH157 (5785MHz) Ant 0+1+2+3



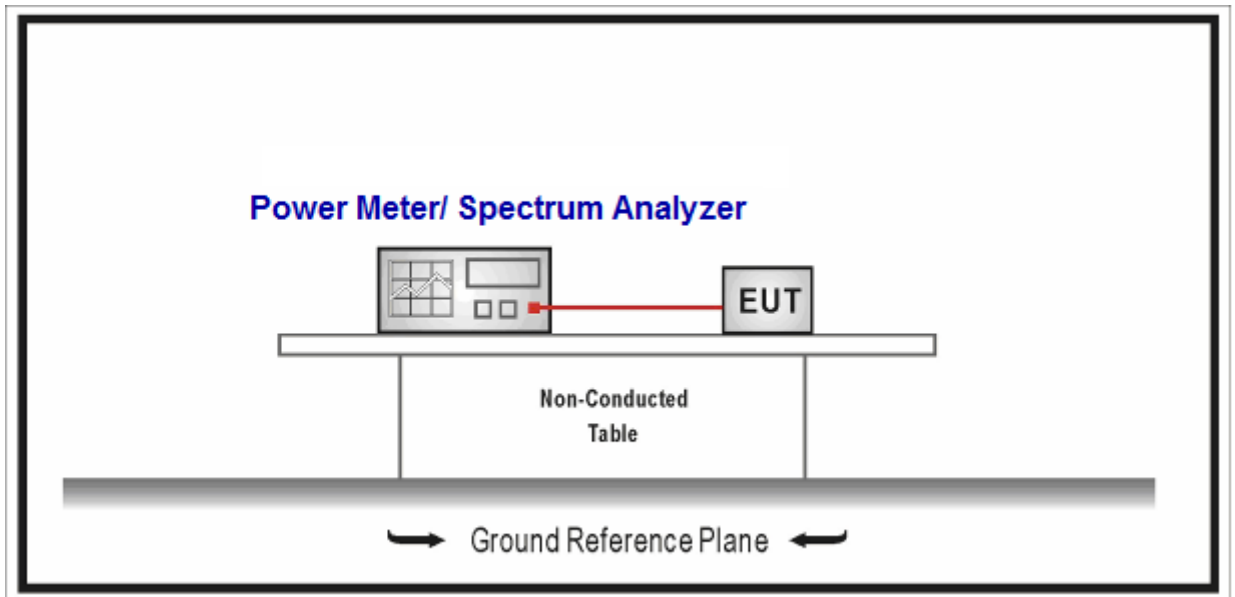
7. Power Output

7.1. Test Equipment

Power Output / TR-8					
Instrument	Manufacturer	Type No.	Serial No.	Cal. Date	Cal. Due Date
Spectrum Analyzer	Agilent	E4446A	MY45300103	2018.01.04	2019.01.03
Spectrum Analyzer	Agilent	N9010A	MY48030494	2018.02.04	2019.02.03
Wideband Peak Power Meter	Anritsu	ML2495A	0905006	2017.10.14	2018.10.13
Power Sensor	Anritsu	MA2411B	0846014	2017.10.14	2018.10.13
Temperature/Humidity Meter	zhicheng	ZC1-2	TR8-TH	2018.04.10	2019.04.09

Note: All equipment are calibrated with traceable calibrations. Each calibration is traceable to the national or international standards.

7.2. Test Setup



7.3. Limit


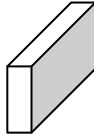

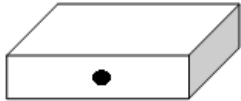
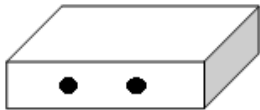

Fundamental emission output power Limit	
<input checked="" type="checkbox"/>	For the band 5.15-5.25 GHz
<input type="checkbox"/>	Outdoor access point: the maximum conducted output power shall not exceed 1 W. If $G_{TX} > 6\text{dBi}$, then $P_{out} = 30 - (G_{TX} - 6)$ and 125mW at any angle above 30 degrees
<input checked="" type="checkbox"/>	Indoor access point: the maximum conducted output power shall not exceed 1 W. If $G_{TX} > 6\text{dBi}$, then $P_{out} = 30 - (G_{TX} - 6)$
<input type="checkbox"/>	Fixed point-to-point access points: the maximum conducted output power shall not exceed 1 W. If $G_{TX} > 23\text{dBi}$, then $P_{out} = 30 - (G_{TX} - 23)$
<input type="checkbox"/>	Mobile and portable client devices: the maximum conducted output power shall not exceed 250mW. If $G_{TX} > 6\text{dBi}$, then $P_{out} = 24 - (G_{TX} - 6)$
<input checked="" type="checkbox"/>	For the band 5.25-5.35 GHz:
<input checked="" type="checkbox"/>	The maximum conducted output power shall not exceed 250mW or $11\text{dBm} + 10 \text{Log B}$, where B is the 26dB emission bandwidth in MHz. If $G_{TX} > 6\text{dBi}$, then $P_{out} = \text{The lesser of } 24 \text{ or } 11\text{dBm} + 10 \text{Log B} - (G_{TX} - 6)$
<input checked="" type="checkbox"/>	For the 5.47-5.725 GHz:
<input checked="" type="checkbox"/>	The maximum conducted output power shall not exceed 250mW or $11\text{dBm} + 10 \text{Log B}$, where B is the 26dB emission bandwidth in MHz. If $G_{TX} > 6\text{dBi}$, then $P_{out} = \text{The lesser of } 24 \text{ or } 11\text{dBm} + 10 \text{Log B} - (G_{TX} - 6)$
<input checked="" type="checkbox"/>	For the band 5.725-5.85 GHz:
<input checked="" type="checkbox"/>	Point-to-multipoint systems (P2M): the maximum conducted output power (P_{Out}) shall not exceed the lesser of 1 W. If $G_{TX} > 6 \text{ dBi}$, then $P_{Out} = 30 - (G_{TX} - 6)$
<input type="checkbox"/>	Point-to-point systems (P2P): the maximum conducted output power (P_{Out}) shall not exceed the lesser of 1 W
<p>Note 1 : G_{TX} directional gain of transmitting antennas.</p> <p>Note 2 : P_{out} is maximum peak conducted output power .</p>	

7.4. Test Procedure

Fundamental emission output power Test Method					
	References Rule		Chapter	Description	
<input checked="" type="checkbox"/>	ANSI C63.10		12.3	Maximum conducted output power	
	<input checked="" type="checkbox"/>	ANSI C63.10	12.3.2	Maximum conducted output power measurement using a spectrum analyzer (SA) or EMI receiver	
		<input checked="" type="checkbox"/>	ANSI C63.10	12.3.2.2	Method SA-1
		<input type="checkbox"/>	ANSI C63.10	12.3.2.3	Method SA-1A (alternative)
		<input checked="" type="checkbox"/>	ANSI C63.10	12.3.2.4	Method SA-2
		<input type="checkbox"/>	ANSI C63.10	12.3.2.5	Method SA-2A (alternative)
		<input type="checkbox"/>	ANSI C63.10	12.3.2.6	Method SA-3
		<input type="checkbox"/>	ANSI C63.10	12.3.2.7	Method SA-3A (alternative)
		<input checked="" type="checkbox"/>	ANSI C63.10	12.3.3	Maximum conducted output power using a power meter
		<input type="checkbox"/>	ANSI C63.10	12.3.3.1	Method PM
		<input checked="" type="checkbox"/>	ANSI C63.10	12.3.3.2	Method PM-G

Directional Gain Calculations for In-Band test method			
	References Rule	Chapter	Description
<input type="checkbox"/>	KDB 662911	F2)a)	Basic methodology
	<input type="checkbox"/> KDB 662911	F2)a) (i)	transmit signals are correlated
	<input type="checkbox"/> KDB 662911	F2)a) (ii)	transmit signals are uncorrelated
<input type="checkbox"/>	KDB 662911	F2)b)	Sectorized antenna systems.
<input type="checkbox"/>	KDB 662911	F2)c)	Cross-polarized antennas
	<input type="checkbox"/> ANSI C63.10	F2)c) (i)	Cross-polarized antennas
	<input type="checkbox"/> ANSI C63.10	F2)c) (ii)	Multiple antennas
<input checked="" type="checkbox"/>	KDB 662911	F2)e)	Spatial stream
	<input checked="" type="checkbox"/> KDB 662911	F2)e) (i)	Antennas have the same gain
	<input type="checkbox"/> KDB 662911	F2)e) (ii)	Antenna have the different gain with one spatial stream
	<input type="checkbox"/> KDB 662911	F2)e) (iii)	Antenna have the different gain with more than one spatial stream
<input checked="" type="checkbox"/>	KDB 662911	F2)f)	Cyclic Delay Diversity (CDD)
	<input checked="" type="checkbox"/> KDB 662911	F2)f) (i)	Antennas have the same gain
	<input type="checkbox"/> KDB 662911	F2)f) (ii)	Antenna have the different gain with one spatial stream
	<input type="checkbox"/> KDB 662911	F2)f) (iii)	Antenna have the different gain with more than one spatial stream

7.5. EUT test Axis definition

Item	Power Output			
Device Category	<input checked="" type="checkbox"/>	Indoor use		
	<input type="checkbox"/>	Outdoor use		
	<input type="checkbox"/>	Fix position use		
	<input type="checkbox"/>	Client use		
Test mode	Mode 1-20			
Test method	<input type="checkbox"/>	Radiated		
		X Axis	Y Axis	Z Axis
				
		Worst Axis <input type="checkbox"/>	Worst Axis <input type="checkbox"/>	Worst Axis <input type="checkbox"/>
	<input checked="" type="checkbox"/>	Conducted		
	<input type="checkbox"/>	Chain 1		
				
	<input checked="" type="checkbox"/>	Chain 1	Chain 2	
				
	<input type="checkbox"/>	Chain 1	Chain 2	Chain 3
				

7.6. Test Result

Product Name	: Wireless Access Point	Power	: AC 120V/60Hz
Test Mode	: Mode 1~20	Test Site	: TR8
Test Date	: 2018.05.24	Test Engineer	: Tommie

Eth6:

Mode 1: Transmit by 802.11a with CDD by Ant 1+2						
Channel No.	Frequency (MHz)	Measurement Power(dBm)		Total Power (dBm)	Limit (dBm)	Result
		Ant1	Ant2			
CH36	5180	18.24	18.11	21.19	30.00	Pass
CH44	5220	17.86	17.65	20.77	30.00	Pass
CH48	5240	18.01	18.32	21.18	30.00	Pass
CH52	5260	16.66	16.60	19.64	24.00	Pass
CH60	5300	16.88	17.11	20.01	24.00	Pass
CH64	5320	17.55	17.16	20.37	24.00	Pass
CH100	5500	17.61	17.25	20.44	24.00	Pass
CH116	5580	16.90	17.29	20.11	24.00	Pass
CH140	5700	17.31	17.49	20.41	24.00	Pass
CH144	5720	17.11	17.37	20.25	24.00	Pass
CH149	5745	20.93	20.29	23.63	30.00	Pass
CH157	5785	20.44	20.38	23.42	30.00	Pass
CH165	5825	20.89	21.02	23.97	30.00	Pass

Mode 1: Transmit by 802.11a with CDD by Ant 1+2+3+4								
Channel No.	Frequency (MHz)	Measurement Power(dBm)				Total Power (dBm)	Limit (dBm)	Result
		Ant1	Ant2	Ant3	Ant4			
CH36	5180	15.62	15.08	14.93	15.22	21.24	30.00	Pass
CH44	5220	15.28	14.67	15.32	14.97	21.09	30.00	Pass
CH48	5240	14.96	15.22	14.99	15.02	21.07	30.00	Pass
CH52	5260	12.87	13.01	13.84	13.57	19.36	24.00	Pass
CH60	5300	12.48	12.86	13.36	13.45	19.08	24.00	Pass
CH64	5320	12.13	12.19	13.29	13.46	18.83	24.00	Pass
CH100	5500	12.79	13.11	13.88	13.90	19.47	24.00	Pass
CH116	5580	12.06	12.13	13.40	13.17	18.75	24.00	Pass
CH140	5700	11.69	11.99	13.85	13.46	18.87	24.00	Pass
CH144	5720	11.34	11.83	13.73	13.23	18.66	24.00	Pass
CH149	5745	18.85	18.40	18.77	18.37	24.62	30.00	Pass
CH157	5785	18.26	18.59	19.00	17.89	24.47	30.00	Pass
CH165	5825	17.81	18.64	18.64	18.34	24.39	30.00	Pass

Mode 1: Transmit by 802.11a with Beam-forming by Ant 1+2						
Channel No.	Frequency (MHz)	Measurement Power(dBm)		Total Power (dBm)	Limit (dBm)	Result
		Ant1	Ant2			
CH36	5180	17.39	17.40	20.40	27.00	Pass
CH44	5220	17.45	17.14	20.31	27.00	Pass
CH48	5240	17.09	17.10	20.11	27.00	Pass
CH52	5260	13.47	13.48	16.49	21.00	Pass
CH60	5300	14.01	13.93	16.98	21.00	Pass
CH64	5320	14.70	13.61	17.20	21.00	Pass
CH100	5500	14.17	14.12	17.16	21.00	Pass
CH116	5580	14.25	14.00	17.14	21.00	Pass
CH140	5700	13.95	14.33	17.15	21.00	Pass
CH144	5720	14.04	14.28	17.17	21.00	Pass
CH149	5745	20.03	19.64	22.85	27.00	Pass
CH157	5785	20.00	20.32	23.17	27.00	Pass
CH165	5825	19.21	19.67	22.46	27.00	Pass

Mode 1: Transmit by 802.11a with Beam-forming by Ant 1+2+3+4								
Channel No.	Frequency (MHz)	Measurement Power(dBm)				Total Power (dBm)	Limit (dBm)	Result
		Ant1	Ant2	Ant3	Ant4			
CH36	5180	15.07	14.68	15.17	14.51	20.89	24.00	Pass
CH44	5220	14.67	14.44	14.80	14.95	20.74	24.00	Pass
CH48	5240	14.91	15.26	15.35	14.57	21.05	24.00	Pass
CH52	5260	7.00	7.28	7.96	7.63	13.50	18.00	Pass
CH60	5300	7.19	7.54	7.73	7.40	13.49	18.00	Pass
CH64	5320	7.66	6.46	7.84	7.69	13.47	18.00	Pass
CH100	5500	7.62	7.46	8.11	8.38	13.93	18.00	Pass
CH116	5580	7.36	7.62	7.80	7.88	13.69	18.00	Pass
CH140	5700	7.39	7.71	8.19	8.03	13.86	18.00	Pass
CH144	5720	7.25	7.66	7.87	7.73	13.65	18.00	Pass
CH149	5745	17.77	17.89	18.44	17.68	23.98	24.00	Pass
CH157	5785	17.63	17.68	18.39	17.87	23.92	24.00	Pass
CH165	5825	17.43	17.78	17.93	17.84	23.77	24.00	Pass

Mode 2: Transmit by 802.11n(20MHz) with CDD by Ant 1+2						
Channel No.	Frequency (MHz)	Measurement Power(dBm)		Total Power (dBm)	Limit (dBm)	Result
		Ant1	Ant2			
CH36	5180	18.30	17.80	21.07	30.00	Pass
CH44	5220	18.65	18.01	21.35	30.00	Pass
CH48	5240	18.15	18.13	21.15	30.00	Pass
CH52	5260	16.75	16.70	19.74	24.00	Pass
CH60	5300	17.55	17.44	20.51	24.00	Pass
CH64	5320	16.69	17.28	20.01	24.00	Pass
CH100	5500	17.56	17.61	20.60	24.00	Pass
CH116	5580	17.43	17.34	20.40	24.00	Pass
CH140	5700	17.44	16.98	20.23	24.00	Pass
CH144	5720	17.28	17.44	20.37	24.00	Pass
CH149	5745	20.61	20.48	23.56	30.00	Pass
CH157	5785	20.44	20.56	23.51	30.00	Pass
CH165	5825	20.88	20.03	23.49	30.00	Pass

Mode 2: Transmit by 802.11n(20MHz) with CDD by Ant 1+2+3+4								
Channel No.	Frequency (MHz)	Measurement Power(dBm)				Total Power (dBm)	Limit (dBm)	Result
		Ant1	Ant2	Ant3	Ant4			
CH36	5180	15.00	14.07	14.57	14.22	20.50	30.00	Pass
CH44	5220	15.25	14.37	14.72	14.84	20.83	30.00	Pass
CH48	5240	15.03	14.30	15.01	14.62	20.77	30.00	Pass
CH52	5260	12.88	12.57	14.39	14.06	19.56	24.00	Pass
CH60	5300	12.10	12.48	14.55	13.93	19.40	24.00	Pass
CH64	5320	12.06	12.58	14.73	13.77	19.43	24.00	Pass
CH100	5500	12.71	13.41	14.38	14.42	19.81	24.00	Pass
CH116	5580	12.03	12.66	14.38	13.91	19.37	24.00	Pass
CH140	5700	11.78	12.19	13.78	14.11	19.10	24.00	Pass
CH144	5720	12.01	12.11	13.43	13.87	18.95	24.00	Pass
CH149	5745	17.98	18.03	17.90	17.56	23.89	30.00	Pass
CH157	5785	17.68	17.51	18.03	17.51	23.71	30.00	Pass
CH165	5825	18.35	18.35	18.27	17.11	24.07	30.00	Pass

Mode 2: Transmit by 802.11n(20MHz) with Beam-forming by Ant 1+2						
Channel No.	Frequency (MHz)	Measurement Power(dBm)		Total Power (dBm)	Limit (dBm)	Result
		Ant1	Ant2			
CH36	5180	17.22	16.87	20.06	27.00	Pass
CH44	5220	17.96	17.35	20.68	27.00	Pass
CH48	5240	17.40	17.01	20.22	27.00	Pass
CH52	5260	13.51	12.86	16.21	21.00	Pass
CH60	5300	12.82	12.69	15.76	21.00	Pass
CH64	5320	13.73	13.21	16.49	21.00	Pass
CH100	5500	13.96	13.33	16.67	21.00	Pass
CH116	5580	13.05	13.57	16.33	21.00	Pass
CH140	5700	13.90	12.79	16.39	21.00	Pass
CH144	5720	13.60	13.17	16.40	21.00	Pass
CH149	5745	19.71	20.04	22.89	27.00	Pass
CH157	5785	20.20	19.27	22.77	27.00	Pass
CH165	5825	19.46	19.00	22.25	27.00	Pass

Mode 2: Transmit by 802.11n(20MHz) with Beam-forming by Ant 1+2+3+4								
Channel No.	Frequency (MHz)	Measurement Power(dBm)				Total Power (dBm)	Limit (dBm)	Result
		Ant1	Ant2	Ant3	Ant4			
CH36	5180	15.02	14.45	14.89	15.10	20.89	24.00	Pass
CH44	5220	14.95	14.74	15.25	15.31	21.09	24.00	Pass
CH48	5240	14.62	14.83	15.36	15.11	21.01	24.00	Pass
CH52	5260	8.61	8.12	7.63	7.72	14.06	18.00	Pass
CH60	5300	7.92	7.49	8.19	8.26	14.00	18.00	Pass
CH64	5320	7.95	7.78	7.66	8.83	14.10	18.00	Pass
CH100	5500	7.85	7.68	7.56	8.36	13.89	18.00	Pass
CH116	5580	8.00	7.57	7.47	8.43	13.90	18.00	Pass
CH140	5700	7.46	7.60	8.14	7.86	13.79	18.00	Pass
CH144	5720	7.67	8.03	8.05	7.98	13.96	18.00	Pass
CH149	5745	17.81	17.66	17.81	17.26	23.66	24.00	Pass
CH157	5785	17.56	17.44	17.77	17.17	23.51	24.00	Pass
CH165	5825	17.86	17.74	17.86	17.26	23.71	24.00	Pass

Mode 3: Transmit by 802.11n(40MHz) with CDD by Ant 1+2						
Channel No.	Frequency (MHz)	Measurement Power(dBm)		Total Power (dBm)	Limit (dBm)	Result
		Ant1	Ant2			
CH38	5190	16.85	16.96	19.92	30.00	Pass
CH46	5230	16.58	17.18	19.90	30.00	Pass
CH54	5270	15.98	15.68	18.84	24.00	Pass
CH62	5310	15.97	15.32	18.67	24.00	Pass
CH102	5510	17.22	16.96	20.10	24.00	Pass
CH110	5550	16.46	16.28	19.38	24.00	Pass
CH134	5670	17.62	17.30	20.47	24.00	Pass
CH142	5710	17.57	16.85	20.24	24.00	Pass
CH151	5755	20.19	20.19	23.20	30.00	Pass
CH159	5795	19.88	19.65	22.78	30.00	Pass

Mode 3: Transmit by 802.11n(40MHz) with CDD by Ant 1+2+3+4								
Channel No.	Frequency (MHz)	Measurement Power(dBm)				Total Power (dBm)	Limit (dBm)	Result
		Ant1	Ant2	Ant3	Ant4			
CH38	5190	12.81	11.44	12.89	12.04	18.36	30.00	Pass
CH46	5230	12.75	11.96	12.35	11.87	18.27	30.00	Pass
CH54	5270	12.32	12.02	12.11	12.09	18.16	24.00	Pass
CH62	5310	12.20	11.04	11.77	12.33	17.88	24.00	Pass
CH102	5510	13.33	12.93	13.28	12.06	18.95	24.00	Pass
CH110	5550	13.11	12.58	13.19	11.69	18.70	24.00	Pass
CH134	5670	13.32	13.27	13.76	13.27	19.43	24.00	Pass
CH142	5710	13.43	13.53	13.58	13.34	19.49	24.00	Pass
CH151	5755	18.12	18.01	18.18	18.41	24.20	30.00	Pass
CH159	5795	19.29	18.76	19.84	18.87	25.23	30.00	Pass

Mode 3: Transmit by 802.11n(40MHz) with Beam-forming by Ant 1+2						
Channel No.	Frequency (MHz)	Measurement Power(dBm)		Total Power (dBm)	Limit (dBm)	Result
		Ant1	Ant2			
CH38	5190	15.91	15.97	18.95	27.00	Pass
CH46	5230	15.71	15.38	18.56	27.00	Pass
CH54	5270	15.03	14.86	17.96	21.00	Pass
CH62	5310	14.85	14.52	17.70	21.00	Pass
CH102	5510	14.31	13.30	16.84	21.00	Pass
CH110	5550	12.95	13.74	16.37	21.00	Pass
CH134	5670	14.61	13.69	17.18	21.00	Pass
CH142	5710	14.47	13.86	17.19	21.00	Pass
CH151	5755	19.01	19.33	22.18	27.00	Pass
CH159	5795	18.74	18.52	21.64	27.00	Pass

Mode 3: Transmit by 802.11n(40MHz) with Beam-forming by Ant 1+2+3+4								
Channel No.	Frequency (MHz)	Measurement Power(dBm)				Total Power (dBm)	Limit (dBm)	Result
		Ant1	Ant2	Ant3	Ant4			
CH38	5190	12.11	11.21	12.38	11.89	17.94	24.00	Pass
CH46	5230	11.80	11.25	11.46	11.24	17.46	24.00	Pass
CH54	5270	7.93	8.40	8.16	8.19	14.19	18.00	Pass
CH62	5310	9.11	8.58	8.36	8.59	14.69	18.00	Pass
CH102	5510	8.80	8.25	8.46	8.24	14.46	18.00	Pass
CH110	5550	7.93	8.40	8.16	8.19	14.19	18.00	Pass
CH134	5670	8.39	8.36	8.80	8.62	14.57	18.00	Pass
CH142	5710	8.29	8.21	8.44	8.39	14.35	18.00	Pass
CH151	5755	18.15	17.41	17.86	18.05	23.90	24.00	Pass
CH159	5795	17.80	17.68	18.26	18.09	23.98	24.00	Pass

Mode 4: Transmit by 802.11ac(20MHz) with CDD by Ant 1+2						
Channel No.	Frequency (MHz)	Measurement Power(dBm)		Total Power (dBm)	Limit (dBm)	Result
		Ant1	Ant2			
CH36	5180	18.51	18.44	21.49	30.00	Pass
CH44	5220	17.91	18.21	21.07	30.00	Pass
CH48	5240	18.35	18.39	21.38	30.00	Pass
CH52	5260	17.00	16.94	19.98	24.00	Pass
CH60	5300	17.29	16.81	20.07	24.00	Pass
CH64	5320	17.58	17.25	20.43	24.00	Pass
CH100	5500	17.38	17.13	20.27	24.00	Pass
CH116	5580	16.82	16.68	19.76	24.00	Pass
CH140	5700	17.64	16.90	20.30	24.00	Pass
CH144	5720	17.08	16.78	19.94	24.00	Pass
CH149	5745	20.15	20.60	23.39	30.00	Pass
CH157	5785	20.35	21.13	23.77	30.00	Pass
CH165	5825	20.99	20.99	24.00	30.00	Pass

Mode 4: Transmit by 802.11ac(20MHz) with CDD by Ant 1+2+3+4								
Channel No.	Frequency (MHz)	Measurement Power(dBm)				Total Power (dBm)	Limit (dBm)	Result
		Ant1	Ant2	Ant3	Ant4			
CH36	5180	14.98	14.22	14.77	14.50	20.65	30.00	Pass
CH44	5220	14.24	14.05	14.69	14.74	20.46	30.00	Pass
CH48	5240	14.76	13.86	14.72	14.67	20.54	30.00	Pass
CH52	5260	12.24	12.78	14.52	13.76	19.43	24.00	Pass
CH60	5300	12.11	12.79	13.99	13.65	19.22	24.00	Pass
CH64	5320	11.89	12.54	14.26	13.24	19.09	24.00	Pass
CH100	5500	12.55	12.87	13.98	13.53	19.29	24.00	Pass
CH116	5580	11.92	11.81	13.78	13.54	18.88	24.00	Pass
CH140	5700	11.86	11.63	13.27	13.24	18.59	24.00	Pass
CH144	5720	12.03	11.77	12.98	13.05	18.51	24.00	Pass
CH149	5745	17.61	17.73	17.75	17.99	23.79	30.00	Pass
CH157	5785	18.09	17.89	17.99	17.49	23.89	30.00	Pass
CH165	5825	18.23	17.73	18.06	17.33	23.87	30.00	Pass

Mode 4: Transmit by 802.11ac(20MHz) with Beam-forming by Ant 1+2						
Channel No.	Frequency (MHz)	Measurement Power(dBm)		Total Power (dBm)	Limit (dBm)	Result
		Ant1	Ant2			
CH36	5180	16.84	16.75	19.81	27.00	Pass
CH44	5220	17.43	17.56	20.51	27.00	Pass
CH48	5240	17.62	17.37	20.51	27.00	Pass
CH52	5260	13.67	13.66	16.68	21.00	Pass
CH60	5300	13.83	13.65	16.75	21.00	Pass
CH64	5320	14.11	14.23	17.18	21.00	Pass
CH100	5500	14.45	13.78	17.14	21.00	Pass
CH116	5580	14.12	13.73	16.94	21.00	Pass
CH140	5700	14.21	13.93	17.08	21.00	Pass
CH144	5720	13.74	14.35	17.07	21.00	Pass
CH149	5745	19.09	20.17	22.67	27.00	Pass
CH157	5785	19.23	20.30	22.81	27.00	Pass
CH165	5825	19.84	20.02	22.94	27.00	Pass

Mode 4: Transmit by 802.11ac(20MHz) with Beam-forming by Ant 1+2+3+4								
Channel No.	Frequency (MHz)	Measurement Power(dBm)				Total Power (dBm)	Limit (dBm)	Result
		Ant1	Ant2	Ant3	Ant4			
CH36	5180	15.31	14.11	14.85	14.50	20.74	24.00	Pass
CH44	5220	14.84	14.00	14.78	14.85	20.65	24.00	Pass
CH48	5240	14.51	14.58	14.43	15.25	20.73	24.00	Pass
CH52	5260	8.53	7.85	8.19	8.36	14.26	18.00	Pass
CH60	5300	7.67	7.36	8.08	7.67	13.72	18.00	Pass
CH64	5320	7.81	7.89	8.12	8.68	14.16	18.00	Pass
CH100	5500	7.63	8.08	8.66	8.30	14.20	18.00	Pass
CH116	5580	7.36	7.99	8.68	7.81	14.01	18.00	Pass
CH140	5700	7.99	7.87	8.24	7.92	14.03	18.00	Pass
CH144	5720	8.23	8.10	8.39	8.21	14.25	18.00	Pass
CH149	5745	17.32	17.32	18.03	18.08	23.72	24.00	Pass
CH157	5785	17.74	17.97	17.21	17.25	23.58	24.00	Pass
CH165	5825	18.19	17.80	18.06	17.15	23.84	24.00	Pass

Mode 5: Transmit by 802.11ac(40MHz) with CDD by Ant 1+2						
Channel No.	Frequency (MHz)	Measurement Power(dBm)		Total Power (dBm)	Limit (dBm)	Result
		Ant1	Ant2			
CH38	5190	16.68	16.33	19.52	30.00	Pass
CH46	5230	17.32	17.01	20.18	30.00	Pass
CH54	5270	16.18	15.28	18.76	24.00	Pass
CH62	5310	15.94	15.64	18.80	24.00	Pass
CH102	5510	17.63	17.04	20.36	24.00	Pass
CH110	5550	16.65	16.63	19.65	24.00	Pass
CH134	5670	17.17	17.30	20.25	24.00	Pass
CH142	5710	17.48	17.04	20.28	24.00	Pass
CH151	5755	20.28	20.96	23.64	30.00	Pass
CH159	5795	20.70	21.06	23.89	30.00	Pass

Mode 5: Transmit by 802.11ac(40MHz) with CDD by Ant 1+2+3+4								
Channel No.	Frequency (MHz)	Measurement Power(dBm)				Total Power (dBm)	Limit (dBm)	Result
		Ant1	Ant2	Ant3	Ant4			
CH38	5190	12.67	11.53	12.47	12.19	18.26	30.00	Pass
CH46	5230	12.35	11.69	12.98	12.24	18.36	30.00	Pass
CH54	5270	12.23	11.75	12.51	12.67	18.32	24.00	Pass
CH62	5310	12.39	11.97	12.23	12.79	18.38	24.00	Pass
CH102	5510	13.75	13.04	13.85	12.03	19.25	24.00	Pass
CH110	5550	13.61	12.89	13.27	12.13	19.03	24.00	Pass
CH134	5670	13.86	12.70	13.55	14.03	19.58	24.00	Pass
CH142	5710	13.82	12.79	13.61	13.89	19.57	24.00	Pass
CH151	5755	18.64	17.78	18.98	18.73	24.58	30.00	Pass
CH159	5795	19.80	19.63	20.49	19.41	25.87	30.00	Pass

Mode 5: Transmit by 802.11ac(40MHz) with Beam-forming by Ant 1+2						
Channel No.	Frequency (MHz)	Measurement Power(dBm)		Total Power (dBm)	Limit (dBm)	Result
		Ant1	Ant2			
CH38	5190	15.69	15.21	18.47	27.00	Pass
CH46	5230	15.75	15.48	18.63	27.00	Pass
CH54	5270	14.40	14.81	17.62	21.00	Pass
CH62	5310	15.02	14.66	17.85	21.00	Pass
CH102	5510	13.94	14.51	17.24	21.00	Pass
CH110	5550	13.72	13.37	16.56	21.00	Pass
CH134	5670	14.50	13.57	17.07	21.00	Pass
CH142	5710	15.14	14.28	17.74	21.00	Pass
CH151	5755	19.05	19.60	22.34	27.00	Pass
CH159	5795	19.39	19.45	22.43	27.00	Pass

Mode 5: Transmit by 802.11ac(40MHz) with Beam-forming by Ant 1+2+3+4								
Channel No.	Frequency (MHz)	Measurement Power(dBm)				Total Power (dBm)	Limit (dBm)	Result
		Ant1	Ant2	Ant3	Ant4			
CH38	5190	11.75	10.63	11.21	11.57	17.33	24.00	Pass
CH46	5230	11.49	10.64	11.96	11.09	17.34	24.00	Pass
CH54	5270	8.38	8.00	7.70	8.42	14.16	18.00	Pass
CH62	5310	8.72	8.08	7.92	8.46	14.33	18.00	Pass
CH102	5510	7.79	7.91	8.46	8.78	14.27	18.00	Pass
CH110	5550	7.33	7.88	8.22	8.18	13.94	18.00	Pass
CH134	5670	8.59	7.83	8.38	8.45	14.34	18.00	Pass
CH142	5710	8.44	8.19	8.21	8.20	14.28	18.00	Pass
CH151	5755	17.65	17.82	17.98	18.02	23.89	24.00	Pass
CH159	5795	17.57	17.89	18.14	18.06	23.94	24.00	Pass

Mode 6: Transmit by 802.11ac(80MHz) with CDD by Ant 1+2						
Channel No.	Frequency (MHz)	Measurement Power(dBm)		Total Power (dBm)	Limit (dBm)	Result
		Ant1	Ant2			
CH42	5210	16.22	16.29	19.27	30.00	Pass
CH58	5290	15.54	15.59	18.58	24.00	Pass
CH106	5530	14.94	14.85	17.91	24.00	Pass
CH138	5690	15.27	14.61	17.96	24.00	Pass
CH155	5775	18.49	18.33	21.42	30.00	Pass

Mode 6: Transmit by 802.11ac(80MHz) with CDD by Ant 1+2+3+4								
Channel No.	Frequency (MHz)	Measurement Power(dBm)				Total Power (dBm)	Limit (dBm)	Result
		Ant1	Ant2	Ant3	Ant4			
CH42	5210	11.34	11.38	11.72	10.33	17.24	30.00	Pass
CH58	5290	11.76	10.75	11.38	11.93	17.50	24.00	Pass
CH106	5530	12.23	10.59	11.46	11.42	17.48	24.00	Pass
CH138	5690	11.92	11.32	11.52	11.63	17.62	24.00	Pass
CH155	5775	14.52	13.58	14.60	13.53	20.11	30.00	Pass

Mode 6: Transmit by 802.11ac(80MHz) with Beam-forming by Ant 1+2						
Channel No.	Frequency (MHz)	Measurement Power(dBm)		Total Power (dBm)	Limit (dBm)	Result
		Ant1	Ant2			
CH42	5210	15.83	14.76	18.34	27.00	Pass
CH58	5290	14.52	14.00	17.28	21.00	Pass
CH106	5530	13.45	14.22	16.86	21.00	Pass
CH138	5690	13.28	14.23	16.79	21.00	Pass
CH155	5775	18.22	16.90	20.62	27.00	Pass

Mode 6: Transmit by 802.11ac(80MHz) with Beam-forming by Ant 1+2+3+4								
Channel No.	Frequency (MHz)	Measurement Power(dBm)				Total Power (dBm)	Limit (dBm)	Result
		Ant1	Ant2	Ant3	Ant4			
CH42	5210	11.95	11.73	11.20	11.21	17.56	24.00	Pass
CH58	5290	8.30	8.26	8.32	8.91	14.48	18.00	Pass
CH106	5530	8.99	8.55	9.16	8.77	14.89	18.00	Pass
CH138	5690	8.78	8.78	9.02	8.78	14.86	18.00	Pass
CH155	5775	14.64	14.39	14.59	14.24	20.49	24.00	Pass

Mode 7: Transmit by 802.11ax(20MHz) with CDD by Ant 1+2						
Channel No.	Frequency (MHz)	Measurement Power(dBm)		Total Power (dBm)	Limit (dBm)	Result
		Ant1	Ant2			
CH36	5180	18.16	17.86	21.02	30.00	Pass
CH44	5220	18.11	17.95	21.04	30.00	Pass
CH48	5240	18.56	17.56	21.10	30.00	Pass
CH52	5260	16.58	16.84	19.72	24.00	Pass
CH60	5300	16.21	16.94	19.60	24.00	Pass
CH64	5320	17.23	16.50	19.89	24.00	Pass
CH100	5500	17.18	16.96	20.08	24.00	Pass
CH116	5580	16.85	16.91	19.89	24.00	Pass
CH140	5700	17.34	17.42	20.39	24.00	Pass
CH144	5720	16.99	17.43	20.23	24.00	Pass
CH149	5745	20.65	20.39	23.53	30.00	Pass
CH157	5785	20.74	20.54	23.65	30.00	Pass
CH165	5825	20.37	20.44	23.42	30.00	Pass

Mode 7: Transmit by 802.11ax(20MHz) with CDD by Ant 1+2+3+4								
Channel No.	Frequency (MHz)	Measurement Power(dBm)				Total Power (dBm)	Limit (dBm)	Result
		Ant1	Ant2	Ant3	Ant4			
CH36	5180	14.22	14.02	14.89	14.00	20.32	30.00	Pass
CH44	5220	14.25	13.88	14.44	14.05	20.18	30.00	Pass
CH48	5240	13.88	14.21	14.31	15.11	20.42	30.00	Pass
CH52	5260	12.49	13.21	14.23	13.89	19.53	24.00	Pass
CH60	5300	12.73	12.63	13.89	13.77	19.31	24.00	Pass
CH64	5320	12.79	13.04	14.23	13.79	19.52	24.00	Pass
CH100	5500	13.03	13.19	14.32	13.77	19.63	24.00	Pass
CH116	5580	11.80	11.78	13.23	13.54	18.68	24.00	Pass
CH140	5700	11.90	11.87	13.78	13.49	18.87	24.00	Pass
CH144	5720	12.24	12.11	13.66	13.13	18.85	24.00	Pass
CH149	5745	18.36	17.98	18.18	18.41	24.26	30.00	Pass
CH157	5785	17.64	17.21	17.46	17.03	23.36	30.00	Pass
CH165	5825	16.75	16.58	17.26	16.64	22.84	30.00	Pass

Mode 7: Transmit by 802.11ax(20MHz) with Beam-forming by Ant 1+2						
Channel No.	Frequency (MHz)	Measurement Power(dBm)		Total Power (dBm)	Limit (dBm)	Result
		Ant1	Ant2			
CH36	5180	16.78	16.12	19.47	27.00	Pass
CH44	5220	17.79	16.47	20.19	27.00	Pass
CH48	5240	17.15	16.70	19.94	27.00	Pass
CH52	5260	14.27	13.86	17.08	21.00	Pass
CH60	5300	14.06	14.13	17.11	21.00	Pass
CH64	5320	13.88	13.93	16.92	21.00	Pass
CH100	5500	13.46	14.11	16.81	21.00	Pass
CH116	5580	14.41	13.82	17.14	21.00	Pass
CH140	5700	13.45	14.53	17.03	21.00	Pass
CH144	5720	14.07	14.42	17.46	21.00	Pass
CH149	5745	19.61	19.71	22.67	27.00	Pass
CH157	5785	19.53	19.27	22.41	27.00	Pass
CH165	5825	19.07	19.90	22.52	27.00	Pass

Mode 7: Transmit by 802.11ax(20MHz) with Beam-forming by Ant 1+2+3+4								
Channel No.	Frequency (MHz)	Measurement Power(dBm)				Total Power (dBm)	Limit (dBm)	Result
		Ant1	Ant2	Ant3	Ant4			
CH36	5180	14.50	14.70	14.49	14.12	20.48	24.00	Pass
CH44	5220	14.67	14.22	14.49	14.56	20.51	24.00	Pass
CH48	5240	13.87	13.69	14.42	14.57	20.17	24.00	Pass
CH52	5260	6.53	6.62	7.71	7.43	13.12	18.00	Pass
CH60	5300	6.49	7.04	7.80	7.65	13.30	18.00	Pass
CH64	5320	6.71	6.63	7.23	7.48	13.05	18.00	Pass
CH100	5500	7.31	6.79	6.67	7.65	13.14	18.00	Pass
CH116	5580	7.38	7.20	7.99	8.24	13.74	18.00	Pass
CH140	5700	7.14	7.32	8.27	8.10	14.76	18.00	Pass
CH144	5720	7.22	7.18	7.67	7.79	14.49	18.00	Pass
CH149	5745	17.77	17.87	17.99	18.02	23.93	24.00	Pass
CH157	5785	17.67	17.39	17.63	17.22	23.50	24.00	Pass
CH165	5825	17.16	16.67	17.46	17.08	23.12	24.00	Pass

Mode 8: Transmit by 802.11ax(40MHz) with CDD by Ant 1+2						
Channel No.	Frequency (MHz)	Measurement Power(dBm)		Total Power (dBm)	Limit (dBm)	Result
		Ant1	Ant2			
CH38	5190	16.30	16.30	19.31	30.00	Pass
CH46	5230	16.97	16.76	19.88	30.00	Pass
CH54	5270	15.41	15.45	18.44	24.00	Pass
CH62	5310	16.01	15.88	18.96	24.00	Pass
CH102	5510	17.15	17.47	20.32	24.00	Pass
CH110	5550	16.50	16.53	19.53	24.00	Pass
CH134	5670	17.18	17.17	20.19	24.00	Pass
CH142	5710	17.50	17.44	20.48	24.00	Pass
CH151	5755	20.75	19.97	23.39	30.00	Pass
CH159	5795	20.03	19.74	22.90	30.00	Pass

Mode 8: Transmit by 802.11ax(40MHz) with CDD by Ant 1+2+3+4								
Channel No.	Frequency (MHz)	Measurement Power(dBm)				Total Power (dBm)	Limit (dBm)	Result
		Ant1	Ant2	Ant3	Ant4			
CH38	5190	12.34	11.50	12.54	12.35	18.22	30.00	Pass
CH46	5230	11.73	11.56	11.87	12.42	17.93	30.00	Pass
CH54	5270	12.60	11.59	12.02	12.03	18.10	24.00	Pass
CH62	5310	12.11	11.35	11.99	12.07	17.91	24.00	Pass
CH102	5510	13.72	13.05	12.86	11.11	18.81	24.00	Pass
CH110	5550	13.27	13.45	13.21	11.51	18.95	24.00	Pass
CH134	5670	13.78	13.12	13.56	13.01	19.40	24.00	Pass
CH142	5710	13.45	12.74	12.99	12.74	19.01	24.00	Pass
CH151	5755	17.87	18.10	19.14	18.12	24.36	30.00	Pass
CH159	5795	18.38	18.57	19.59	18.23	24.75	30.00	Pass

Mode 8: Transmit by 802.11ax(40MHz) with Beam-forming by Ant 1+2						
Channel No.	Frequency (MHz)	Measurement Power(dBm)		Total Power (dBm)	Limit (dBm)	Result
		Ant1	Ant2			
CH38	5190	15.77	15.20	18.50	27.00	Pass
CH46	5230	15.55	15.31	18.44	27.00	Pass
CH54	5270	14.77	14.91	17.85	21.00	Pass
CH62	5310	14.84	14.90	17.88	21.00	Pass
CH102	5510	14.44	14.35	17.41	21.00	Pass
CH110	5550	13.61	13.98	16.81	21.00	Pass
CH134	5670	14.96	14.63	17.81	21.00	Pass
CH142	5710	14.16	14.69	17.44	21.00	Pass
CH151	5755	19.56	18.31	21.99	27.00	Pass
CH159	5795	19.53	18.49	22.05	27.00	Pass

Mode 8: Transmit by 802.11ax(40MHz) with Beam-forming by Ant 1+2+3+4								
Channel No.	Frequency (MHz)	Measurement Power(dBm)				Total Power (dBm)	Limit (dBm)	Result
		Ant1	Ant2	Ant3	Ant4			
CH38	5190	11.19	10.85	11.88	11.26	17.33	24.00	Pass
CH46	5230	11.13	10.35	11.24	11.73	17.16	24.00	Pass
CH54	5270	7.88	7.63	7.69	7.77	13.76	18.00	Pass
CH62	5310	8.05	7.79	8.00	7.93	13.96	18.00	Pass
CH102	5510	8.03	8.32	8.33	8.20	14.24	18.00	Pass
CH110	5550	8.63	7.91	8.69	7.80	14.30	18.00	Pass
CH134	5670	8.70	8.42	8.27	8.26	14.44	18.00	Pass
CH142	5710	8.34	8.19	8.16	8.22	14.25	18.00	Pass
CH151	5755	18.10	17.42	18.07	17.52	23.81	24.00	Pass
CH159	5795	18.03	18.11	17.62	18.02	23.97	24.00	Pass

Mode 9: Transmit by 802.11ax(80MHz) with CDD by Ant 1+2						
Channel No.	Frequency (MHz)	Measurement Power(dBm)		Total Power (dBm)	Limit (dBm)	Result
		Ant1	Ant2			
CH42	5210	17.01	16.92	19.98	30.00	Pass
CH58	5290	15.35	15.13	18.25	24.00	Pass
CH106	5530	14.56	15.12	17.86	24.00	Pass
CH138	5690	15.21	15.19	18.21	24.00	Pass
CH155	5775	18.73	18.40	21.58	30.00	Pass

Mode 9: Transmit by 802.11ax(80MHz) with CDD by Ant 1+2+3+4								
Channel No.	Frequency (MHz)	Measurement Power(dBm)				Total Power (dBm)	Limit (dBm)	Result
		Ant1	Ant2	Ant3	Ant4			
CH42	5210	11.07	11.10	11.80	11.47	17.39	30.00	Pass
CH58	5290	11.21	10.86	11.03	11.20	17.10	24.00	Pass
CH106	5530	12.29	10.77	11.43	10.02	17.23	24.00	Pass
CH138	5690	11.87	11.04	11.23	10.34	17.17	24.00	Pass
CH155	5775	14.55	13.96	13.61	13.68	19.99	30.00	Pass

Mode 9: Transmit by 802.11ax(80MHz) with Beam-forming by Ant 1+2						
Channel No.	Frequency (MHz)	Measurement Power(dBm)		Total Power (dBm)	Limit (dBm)	Result
		Ant1	Ant2			
CH42	5210	15.19	16.04	18.65	27.00	Pass
CH58	5290	14.18	14.72	17.47	21.00	Pass
CH106	5530	13.36	13.53	16.46	21.00	Pass
CH138	5690	13.77	13.92	16.86	21.00	Pass
CH155	5775	18.12	17.36	20.77	27.00	Pass

Mode 9: Transmit by 802.11ax(80MHz) with Beam-forming by Ant 1+2+3+4								
Channel No.	Frequency (MHz)	Measurement Power(dBm)				Total Power (dBm)	Limit (dBm)	Result
		Ant1	Ant2	Ant3	Ant4			
CH42	5210	10.74	10.74	11.15	10.69	16.85	24.00	Pass
CH58	5290	8.02	7.88	7.98	7.70	13.92	18.00	Pass
CH106	5530	8.56	7.75	8.21	8.68	14.34	18.00	Pass
CH138	5690	8.43	8.03	8.24	8.54	14.33	18.00	Pass
CH155	5775	14.70	14.36	14.65	13.97	20.45	24.00	Pass

Mode 10: Transmit by 802.11ax(160MHz) with CDD by Ant 1+2						
Channel No.	Frequency (MHz)	Measurement Power(dBm)		Total Power (dBm)	Limit (dBm)	Result
		Ant1	Ant2			
CH50	5250	15.28	14.84	18.08	24.00	Pass
CH144	5570	14.84	15.45	18.17	24.00	Pass

Mode 10: Transmit by 802.11ax(160MHz) with CDD by Ant 1+2+3+4								
Channel No.	Frequency (MHz)	Measurement Power(dBm)				Total Power (dBm)	Limit (dBm)	Result
		Ant1	Ant2	Ant3	Ant4			
CH50	5250	11.56	11.34	11.23	10.30	17.15	24.00	Pass
CH144	5570	10.22	10.19	10.62	10.15	16.32	24.00	Pass

Mode 10: Transmit by 802.11ax(160MHz) with Beam-forming by Ant 1+2						
Channel No.	Frequency (MHz)	Measurement Power(dBm)		Total Power (dBm)	Limit (dBm)	Result
		Ant1	Ant2			
CH50	5250	13.91	14.00	16.97	21.00	Pass
CH144	5570	13.99	14.05	17.03	21.00	Pass

Mode 10: Transmit by 802.11ax(160MHz) with Beam-forming by Ant 1+2+3+4								
Channel No.	Frequency (MHz)	Measurement Power(dBm)				Total Power (dBm)	Limit (dBm)	Result
		Ant1	Ant2	Ant3	Ant4			
CH50	5250	8.89	8.67	8.69	8.54	14.72	18.00	Pass
CH144	5570	8.48	8.37	8.39	8.21	14.38	18.00	Pass

Eth7:

Mode 1: Transmit by 802.11a with CDD by Ant 1+2						
Channel No.	Frequency (MHz)	Measurement Power(dBm)		Total Power (dBm)	Limit (dBm)	Result
		Ant1	Ant2			
CH36	5180	18.13	17.92	21.04	30.00	Pass
CH44	5220	17.64	17.47	20.57	30.00	Pass
CH48	5240	17.78	18.17	20.99	30.00	Pass
CH52	5260	17.49	17.37	20.44	24.00	Pass
CH60	5300	17.74	17.89	20.83	24.00	Pass
CH64	5320	17.90	17.47	20.70	24.00	Pass

Mode 1: Transmit by 802.11a with CDD by Ant 1+2+3+4								
Channel No.	Frequency (MHz)	Measurement Power(dBm)				Total Power (dBm)	Limit (dBm)	Result
		Ant1	Ant2	Ant3	Ant4			
CH36	5180	15.51	14.94	14.69	15.00	21.07	30.00	Pass
CH44	5220	15.19	14.43	15.10	14.78	20.91	30.00	Pass
CH48	5240	14.88	15.00	14.80	14.87	20.91	30.00	Pass
CH52	5260	12.78	12.82	13.69	13.40	19.21	24.00	Pass
CH60	5300	12.36	12.71	13.19	13.31	18.93	24.00	Pass
CH64	5320	11.99	12.02	13.15	13.22	18.66	24.00	Pass

Mode 1: Transmit by 802.11a with Beam-forming by Ant 1+2						
Channel No.	Frequency (MHz)	Measurement Power(dBm)		Total Power (dBm)	Limit (dBm)	Result
		Ant1	Ant2			
CH36	5180	17.20	17.17	20.19	27.00	Pass
CH44	5220	17.23	16.96	20.11	27.00	Pass
CH48	5240	16.91	16.91	19.92	27.00	Pass
CH52	5260	13.38	13.26	16.33	21.00	Pass
CH60	5300	13.91	13.78	16.86	21.00	Pass
CH64	5320	14.59	13.47	17.08	21.00	Pass

Mode 1: Transmit by 802.11a with Beam-forming by Ant 1+2+3+4								
Channel No.	Frequency (MHz)	Measurement Power(dBm)				Total Power (dBm)	Limit (dBm)	Result
		Ant1	Ant2	Ant3	Ant4			
CH36	5180	15.00	14.47	15.02	14.28	20.73	24.00	Pass
CH44	5220	14.54	14.29	14.63	14.82	20.59	24.00	Pass
CH48	5240	14.80	15.09	15.17	14.43	20.90	24.00	Pass
CH52	5260	7.41	7.60	8.27	7.98	13.85	18.00	Pass
CH60	5300	7.46	7.85	8.01	7.73	13.79	18.00	Pass
CH64	5320	7.95	6.74	8.11	8.10	13.78	18.00	Pass

Mode 2: Transmit by 802.11n(20MHz) with CDD by Ant 1+2						
Channel No.	Frequency (MHz)	Measurement Power(dBm)		Total Power (dBm)	Limit (dBm)	Result
		Ant1	Ant2			
CH36	5180	18.19	17.66	20.94	30.00	Pass
CH44	5220	18.42	17.86	21.16	30.00	Pass
CH48	5240	17.90	18.02	20.97	30.00	Pass
CH52	5260	17.49	17.47	20.49	24.00	Pass
CH60	5300	17.86	17.69	20.79	24.00	Pass
CH64	5320	17.51	18.02	20.78	24.00	Pass

Mode 2: Transmit by 802.11n(20MHz) with CDD by Ant 1+2+3+4								
Channel No.	Frequency (MHz)	Measurement Power(dBm)				Total Power (dBm)	Limit (dBm)	Result
		Ant1	Ant2	Ant3	Ant4			
CH36	5180	14.78	13.93	14.35	14.08	20.32	30.00	Pass
CH44	5220	15.06	14.15	14.53	14.62	20.62	30.00	Pass
CH48	5240	14.88	14.11	14.82	14.43	20.59	30.00	Pass
CH52	5260	12.71	12.38	14.24	13.91	19.40	24.00	Pass
CH60	5300	11.96	12.33	14.38	13.76	19.24	24.00	Pass
CH64	5320	11.82	12.41	14.59	13.63	19.27	24.00	Pass

Mode 2: Transmit by 802.11n(20MHz) with Beam-forming by Ant 1+2						
Channel No.	Frequency (MHz)	Measurement Power(dBm)		Total Power (dBm)	Limit (dBm)	Result
		Ant1	Ant2			
CH36	5180	17.09	16.72	19.92	27.00	Pass
CH44	5220	17.81	17.19	20.53	27.00	Pass
CH48	5240	17.24	16.84	20.05	27.00	Pass
CH52	5260	14.34	13.64	17.02	21.00	Pass
CH60	5300	13.60	13.46	16.54	21.00	Pass
CH64	5320	14.50	14.03	17.28	21.00	Pass

Mode 2: Transmit by 802.11n(20MHz) with Beam-forming by Ant 1+2+3+4								
Channel No.	Frequency (MHz)	Measurement Power(dBm)				Total Power (dBm)	Limit (dBm)	Result
		Ant1	Ant2	Ant3	Ant4			
CH36	5180	14.87	14.22	14.76	14.87	14.87	24.00	Pass
CH44	5220	14.78	14.61	15.11	15.10	14.78	24.00	Pass
CH48	5240	14.44	14.69	15.21	14.96	14.44	24.00	Pass
CH52	5260	7.51	7.87	8.17	8.16	13.96	18.00	Pass
CH60	5300	7.39	7.95	7.54	7.54	13.63	18.00	Pass
CH64	5320	7.69	7.40	7.96	8.13	13.82	18.00	Pass

Mode 3: Transmit by 802.11n(40MHz) with CDD by Ant 1+2						
Channel No.	Frequency (MHz)	Measurement Power(dBm)		Total Power (dBm)	Limit (dBm)	Result
		Ant1	Ant2			
CH38	5190	16.70	16.81	19.77	30.00	Pass
CH46	5230	16.35	17.07	19.74	30.00	Pass
CH54	5270	15.76	15.45	18.62	24.00	Pass
CH62	5310	15.78	15.07	18.45	24.00	Pass

Mode 3: Transmit by 802.11n(40MHz) with CDD by Ant 1+2+3+4								
Channel No.	Frequency (MHz)	Measurement Power(dBm)				Total Power (dBm)	Limit (dBm)	Result
		Ant1	Ant2	Ant3	Ant4			
CH38	5190	12.67	11.30	12.65	11.82	18.17	30.00	Pass
CH46	5230	12.53	11.72	12.13	11.68	18.05	30.00	Pass
CH54	5270	12.13	11.80	11.92	11.90	17.96	24.00	Pass
CH62	5310	12.05	10.85	11.62	12.18	17.73	24.00	Pass

Mode 3: Transmit by 802.11n(40MHz) with Beam-forming by Ant 1+2						
Channel No.	Frequency (MHz)	Measurement Power(dBm)		Total Power (dBm)	Limit (dBm)	Result
		Ant1	Ant2			
CH38	5190	15.73	15.78	18.77	27.00	Pass
CH46	5230	15.52	15.16	18.35	27.00	Pass
CH54	5270	14.81	14.71	17.77	21.00	Pass
CH62	5310	14.70	14.38	17.55	21.00	Pass

Mode 3: Transmit by 802.11n(40MHz) with Beam-forming by Ant 1+2+3+4								
Channel No.	Frequency (MHz)	Measurement Power(dBm)				Total Power (dBm)	Limit (dBm)	Result
		Ant1	Ant2	Ant3	Ant4			
CH38	5190	11.98	10.98	12.17	11.75	17.76	24.00	Pass
CH46	5230	11.95	11.15	12.38	11.95	17.90	24.00	Pass
CH54	5270	9.01	8.68	8.51	9.06	14.84	18.00	Pass
CH62	5310	8.94	8.41	8.18	8.50	14.54	18.00	Pass

Mode 4: Transmit by 802.11ac(20MHz) with CDD by Ant 1+2						
Channel No.	Frequency (MHz)	Measurement Power(dBm)		Total Power (dBm)	Limit (dBm)	Result
		Ant1	Ant2			
CH36	5180	18.37	18.18	21.29	30.00	Pass
CH44	5220	17.76	18.02	20.90	30.00	Pass
CH48	5240	18.24	18.21	21.24	30.00	Pass
CH52	5260	17.77	17.79	20.79	24.00	Pass
CH60	5300	18.04	17.58	20.83	24.00	Pass
CH64	5320	18.12	17.83	20.99	24.00	Pass

Mode 4: Transmit by 802.11ac(20MHz) with CDD by Ant 1+2+3+4								
Channel No.	Frequency (MHz)	Measurement Power(dBm)				Total Power (dBm)	Limit (dBm)	Result
		Ant1	Ant2	Ant3	Ant4			
CH36	5180	14.81	14.07	14.60	14.33	20.48	30.00	Pass
CH44	5220	14.10	13.88	14.55	14.50	20.29	30.00	Pass
CH48	5240	14.54	13.77	14.50	14.48	20.35	30.00	Pass
CH52	5260	12.05	12.70	14.33	13.61	19.28	24.00	Pass
CH60	5300	11.96	12.70	13.84	13.48	19.08	24.00	Pass
CH64	5320	11.72	12.42	14.09	13.10	18.94	24.00	Pass

Mode 4: Transmit by 802.11ac(20MHz) with Beam-forming by Ant 1+2						
Channel No.	Frequency (MHz)	Measurement Power(dBm)		Total Power (dBm)	Limit (dBm)	Result
		Ant1	Ant2			
CH36	5180	16.70	16.64	19.68	27.00	Pass
CH44	5220	17.28	17.43	20.37	27.00	Pass
CH48	5240	17.46	17.22	20.35	27.00	Pass
CH52	5260	13.50	13.50	16.51	21.00	Pass
CH60	5300	13.61	13.48	16.56	21.00	Pass
CH64	5320	13.88	14.01	16.96	21.00	Pass

Mode 4: Transmit by 802.11ac(20MHz) with Beam-forming by Ant 1+2+3+4								
Channel No.	Frequency (MHz)	Measurement Power(dBm)				Total Power (dBm)	Limit (dBm)	Result
		Ant1	Ant2	Ant3	Ant4			
CH36	5180	15.22	13.93	14.72	14.27	20.58	24.00	Pass
CH44	5220	14.61	13.87	14.64	14.64	20.47	24.00	Pass
CH48	5240	14.30	14.44	14.25	15.06	20.55	24.00	Pass
CH52	5260	8.38	7.70	8.00	8.14	14.08	18.00	Pass
CH60	5300	7.50	7.19	7.86	7.44	13.52	18.00	Pass
CH64	5320	7.63	7.80	7.89	8.55	14.00	18.00	Pass

Mode 5: Transmit by 802.11ac(40MHz) with CDD by Ant 1+2						
Channel No.	Frequency (MHz)	Measurement Power(dBm)		Total Power (dBm)	Limit (dBm)	Result
		Ant1	Ant2			
CH38	5190	16.49	16.14	19.33	30.00	Pass
CH46	5230	17.14	16.87	20.02	30.00	Pass
CH54	5270	16.03	15.13	18.61	24.00	Pass
CH62	5310	15.71	15.53	18.63	24.00	Pass

Mode 5: Transmit by 802.11ac(40MHz) with CDD by Ant 1+2+3+4								
Channel No.	Frequency (MHz)	Measurement Power(dBm)				Total Power (dBm)	Limit (dBm)	Result
		Ant1	Ant2	Ant3	Ant4			
CH38	5190	12.53	11.39	12.33	11.97	18.10	30.00	Pass
CH46	5230	12.11	11.47	12.76	12.05	18.14	30.00	Pass
CH54	5270	12.01	11.56	12.32	12.48	18.13	24.00	Pass
CH62	5310	12.20	11.82	12.04	12.64	18.21	24.00	Pass

Mode 5: Transmit by 802.11ac(40MHz) with Beam-forming by Ant 1+2						
Channel No.	Frequency (MHz)	Measurement Power(dBm)		Total Power (dBm)	Limit (dBm)	Result
		Ant1	Ant2			
CH38	5190	15.51	14.98	18.26	27.00	Pass
CH46	5230	15.56	15.30	18.44	27.00	Pass
CH54	5270	14.18	14.62	17.42	21.00	Pass
CH62	5310	14.87	14.44	17.67	21.00	Pass

Mode 5: Transmit by 802.11ac(40MHz) with Beam-forming by Ant 1+2+3+4								
Channel No.	Frequency (MHz)	Measurement Power(dBm)				Total Power (dBm)	Limit (dBm)	Result
		Ant1	Ant2	Ant3	Ant4			
CH38	5190	12.62	11.40	12.08	12.43	18.18	24.00	Pass
CH46	5230	12.35	11.43	12.82	11.94	18.19	24.00	Pass
CH54	5270	8.73	8.35	8.05	8.75	14.50	18.00	Pass
CH62	5310	9.05	8.41	8.25	8.87	14.68	18.00	Pass

Mode 6: Transmit by 802.11ac(80MHz) with CDD by Ant 1+2						
Channel No.	Frequency (MHz)	Measurement Power(dBm)		Total Power (dBm)	Limit (dBm)	Result
		Ant1	Ant2			
CH42	5210	16.00	16.06	19.04	30.00	Pass
CH58	5290	15.35	15.34	18.36	24.00	Pass

Mode 6: Transmit by 802.11ac(80MHz) with CDD by Ant 1+2+3+4								
Channel No.	Frequency (MHz)	Measurement Power(dBm)				Total Power (dBm)	Limit (dBm)	Result
		Ant1	Ant2	Ant3	Ant4			
CH42	5210	11.19	11.21	11.57	10.16	17.08	30.00	Pass
CH58	5290	11.59	10.61	11.21	11.79	17.34	24.00	Pass

Mode 6: Transmit by 802.11ac(80MHz) with Beam-forming by Ant 1+2						
Channel No.	Frequency (MHz)	Measurement Power(dBm)		Total Power (dBm)	Limit (dBm)	Result
		Ant1	Ant2			
CH42	5210	15.69	14.61	18.19	27.00	Pass
CH58	5290	14.30	13.86	17.10	21.00	Pass

Mode 6: Transmit by 802.11ac(80MHz) with Beam-forming by Ant 1+2+3+4								
Channel No.	Frequency (MHz)	Measurement Power(dBm)				Total Power (dBm)	Limit (dBm)	Result
		Ant1	Ant2	Ant3	Ant4			
CH42	5210	11.86	11.60	11.11	10.98	17.42	24.00	Pass
CH58	5290	8.07	8.12	8.09	8.70	14.27	18.00	Pass

Mode 7: Transmit by 802.11ax(20MHz) with CDD by Ant 1+2						
Channel No.	Frequency (MHz)	Measurement Power(dBm)		Total Power (dBm)	Limit (dBm)	Result
		Ant1	Ant2			
CH36	5180	17.90	17.60	20.76	30.00	Pass
CH44	5220	17.92	17.76	20.85	30.00	Pass
CH48	5240	18.38	17.38	20.92	30.00	Pass
CH52	5260	17.43	17.70	20.58	24.00	Pass
CH60	5300	16.98	17.79	20.41	24.00	Pass
CH64	5320	18.01	17.39	20.72	24.00	Pass

Mode 7: Transmit by 802.11ax(20MHz) with CDD by Ant 1+2+3+4								
Channel No.	Frequency (MHz)	Measurement Power(dBm)				Total Power (dBm)	Limit (dBm)	Result
		Ant1	Ant2	Ant3	Ant4			
CH36	5180	14.08	13.78	14.75	13.76	20.13	30.00	Pass
CH44	5220	14.03	13.74	14.20	13.83	19.97	30.00	Pass
CH48	5240	13.69	13.99	14.09	14.92	20.22	30.00	Pass
CH52	5260	12.30	13.02	14.04	13.74	19.35	24.00	Pass
CH60	5300	12.58	12.48	13.67	13.55	19.12	24.00	Pass
CH64	5320	12.62	12.87	14.04	13.60	19.34	24.00	Pass

Mode 7: Transmit by 802.11ax(20MHz) with Beam-forming by Ant 1+2						
Channel No.	Frequency (MHz)	Measurement Power(dBm)		Total Power (dBm)	Limit (dBm)	Result
		Ant1	Ant2			
CH36	5180	16.55	15.97	19.28	27.00	Pass
CH44	5220	17.61	16.25	19.99	27.00	Pass
CH48	5240	16.96	16.55	19.77	27.00	Pass
CH52	5260	14.05	13.72	16.90	21.00	Pass
CH60	5300	13.91	13.91	16.92	21.00	Pass
CH64	5320	13.74	13.70	16.73	21.00	Pass

Mode 7: Transmit by 802.11ax(20MHz) with Beam-forming by Ant 1+2+3+4								
Channel No.	Frequency (MHz)	Measurement Power(dBm)				Total Power (dBm)	Limit (dBm)	Result
		Ant1	Ant2	Ant3	Ant4			
CH36	5180	14.29	14.55	14.34	13.93	20.30	24.00	Pass
CH44	5220	14.52	14.05	14.32	14.34	20.33	24.00	Pass
CH48	5240	13.70	13.60	14.33	14.34	20.03	24.00	Pass
CH52	5260	7.44	7.39	8.48	8.30	13.95	18.00	Pass
CH60	5300	7.26	7.35	8.47	8.51	13.96	18.00	Pass
CH64	5320	7.50	7.48	8.08	8.31	13.88	18.00	Pass

Mode 8: Transmit by 802.11ax(40MHz) with CDD by Ant 1+2						
Channel No.	Frequency (MHz)	Measurement Power(dBm)		Total Power (dBm)	Limit (dBm)	Result
		Ant1	Ant2			
CH38	5190	16.11	16.07	19.10	30.00	Pass
CH46	5230	16.83	16.51	19.68	30.00	Pass
CH54	5270	15.26	15.19	18.24	24.00	Pass
CH62	5310	15.90	15.73	18.83	24.00	Pass

Mode 8: Transmit by 802.11ax(40MHz) with CDD by Ant 1+2+3+4								
Channel No.	Frequency (MHz)	Measurement Power(dBm)				Total Power (dBm)	Limit (dBm)	Result
		Ant1	Ant2	Ant3	Ant4			
CH38	5190	12.20	11.36	12.39	12.16	18.07	30.00	Pass
CH46	5230	11.49	11.34	11.70	12.27	17.74	30.00	Pass
CH54	5270	12.38	11.40	11.88	11.86	17.91	24.00	Pass
CH62	5310	11.92	11.16	11.82	11.92	17.74	24.00	Pass

Mode 8: Transmit by 802.11ax(40MHz) with Beam-forming by Ant 1+2						
Channel No.	Frequency (MHz)	Measurement Power(dBm)		Total Power (dBm)	Limit (dBm)	Result
		Ant1	Ant2			
CH38	5190	15.61	15.02	18.34	27.00	Pass
CH46	5230	15.38	15.12	18.26	27.00	Pass
CH54	5270	14.55	14.69	17.63	21.00	Pass
CH62	5310	14.61	14.75	17.69	21.00	Pass

Mode 8: Transmit by 802.11ax(40MHz) with Beam-forming by Ant 1+2+3+4								
Channel No.	Frequency (MHz)	Measurement Power(dBm)				Total Power (dBm)	Limit (dBm)	Result
		Ant1	Ant2	Ant3	Ant4			
CH38	5190	12.04	11.68	12.71	12.08	18.16	24.00	Pass
CH46	5230	11.96	11.17	12.06	12.60	18.00	24.00	Pass
CH54	5270	8.70	8.50	8.56	8.63	14.62	18.00	Pass
CH62	5310	8.92	8.65	8.86	8.75	14.82	18.00	Pass

Mode 9: Transmit by 802.11ax(80MHz) with CDD by Ant 1+2						
Channel No.	Frequency (MHz)	Measurement Power(dBm)		Total Power (dBm)	Limit (dBm)	Result
		Ant1	Ant2			
CH42	5210	16.78	16.81	19.81	30.00	Pass
CH58	5290	15.10	14.90	18.01	24.00	Pass

Mode 9: Transmit by 802.11ax(80MHz) with CDD by Ant 1+2+3+4								
Channel No.	Frequency (MHz)	Measurement Power(dBm)				Total Power (dBm)	Limit (dBm)	Result
		Ant1	Ant2	Ant3	Ant4			
CH42	5210	10.92	10.95	11.66	11.30	17.24	30.00	Pass
CH58	5290	11.04	10.69	10.79	11.06	16.92	24.00	Pass

Mode 9: Transmit by 802.11ax(80MHz) with Beam-forming by Ant 1+2						
Channel No.	Frequency (MHz)	Measurement Power(dBm)		Total Power (dBm)	Limit (dBm)	Result
		Ant1	Ant2			
CH42	5210	15.01	15.90	18.49	27.00	Pass
CH58	5290	13.99	14.56	17.29	21.00	Pass

Mode 9: Transmit by 802.11ax(80MHz) with Beam-forming by Ant 1+2+3+4								
Channel No.	Frequency (MHz)	Measurement Power(dBm)				Total Power (dBm)	Limit (dBm)	Result
		Ant1	Ant2	Ant3	Ant4			
CH42	5210	10.60	10.59	11.00	10.50	16.70	24.00	Pass
CH58	5290	7.87	7.71	7.81	7.48	13.74	18.00	Pass

Mode 10: Transmit by 802.11ax(160MHz) with CDD by Ant 1+2						
Channel No.	Frequency (MHz)	Measurement Power(dBm)		Total Power (dBm)	Limit (dBm)	Result
		Ant1	Ant2			
CH50	5250	15.13	14.59	17.88	24.00	Pass

Mode 10: Transmit by 802.11ax(160MHz) with CDD by Ant 1+2+3+4								
Channel No.	Frequency (MHz)	Measurement Power(dBm)				Total Power (dBm)	Limit (dBm)	Result
		Ant1	Ant2	Ant3	Ant4			
CH50	5250	11.42	11.10	11.09	10.06	16.97	24.00	Pass

Mode 10: Transmit by 802.11ax(160MHz) with Beam-forming by Ant 1+2						
Channel No.	Frequency (MHz)	Measurement Power(dBm)		Total Power (dBm)	Limit (dBm)	Result
		Ant1	Ant2			
CH50	5250	13.69	13.83	16.77	21.00	Pass

Mode 10: Transmit by 802.11ax(160MHz) with Beam-forming by Ant 1+2+3+4								
Channel No.	Frequency (MHz)	Measurement Power(dBm)				Total Power (dBm)	Limit (dBm)	Result
		Ant1	Ant2	Ant3	Ant4			
CH50	5250	8.72	9.39	8.63	9.08	14.99	18.00	Pass

Note: 1: Measurement Power of 802.11ac/ax(80/160MHz)=Reading value+duty cycle factor
 2: The lowest 26dB bandwidth was used for calculate the power limit according to the formate(11+10*LogB). The level is 24.1dBm which is higher than 24dBm, so 24dbm was used for power limit.

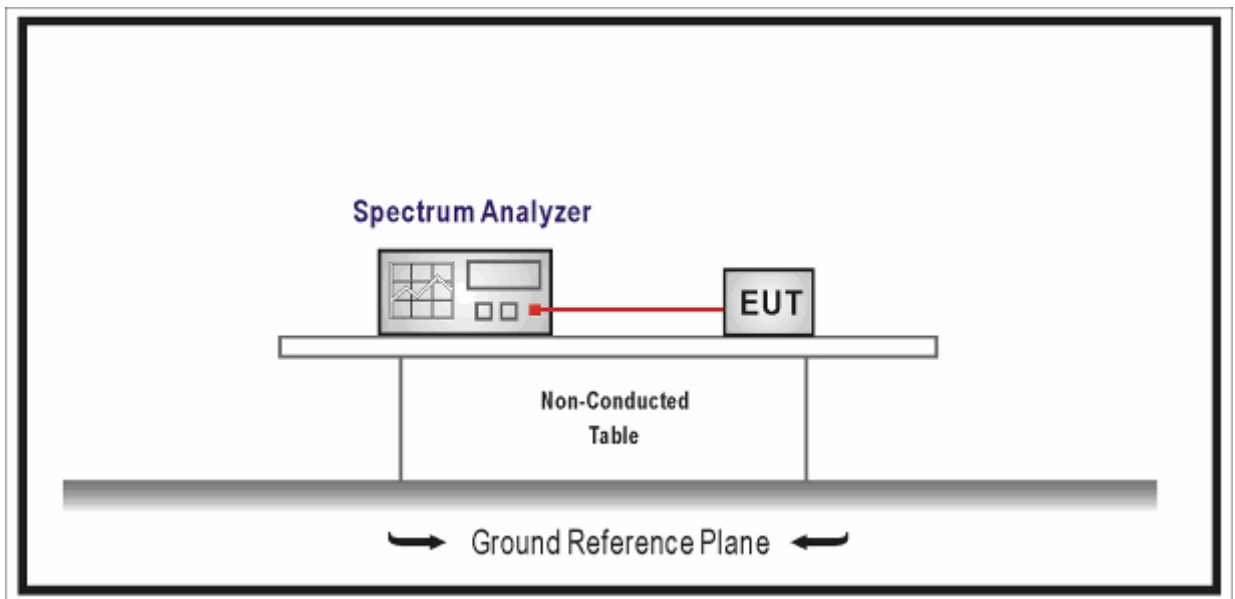
8. Peak Power Spectral Density

8.1. Test Equipment

Peak Power Spectral Density / TR-8					
Instrument	Manufacturer	Type No.	Serial No.	Cal. Date	Cal. Due Date
Spectrum Analyzer	Agilent	N9010A	MY48030494	2018.02.04	2019.02.03
EXA Spectrum Analyzer	Keysight	N9010A	MY55370495	2018.04.09	2019.04.08
MXA Signal Analyzer	Keysight	N9020A	MY56060147	2018.04.09	2019.04.08
Temperature/Humidity Meter	zhichen	ZC1-2	TR8-TH	2018.04.10	2019.04.09

Note: All equipment are calibrated with traceable calibrations. Each calibration is traceable to the national or international standards.

8.2. Test Setup



8.3. Limit


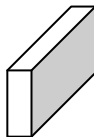

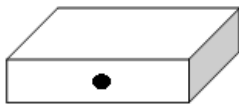
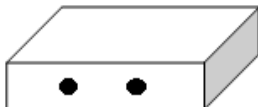
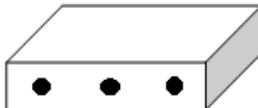
Fundamental emission output power Limit	
<input checked="" type="checkbox"/>	For the band 5.15-5.25 GHz
<input type="checkbox"/>	Outdoor access point: the maximum power spectral density shall not exceed 17 dBm/MHz. If $G_{TX} > 6\text{dBi}$, then $P_{out} = 17 - (G_{TX} - 6)$
<input checked="" type="checkbox"/>	Indoor access point: the maximum power spectral density shall not exceed 17 dBm/MHz. If $G_{TX} > 6\text{dBi}$, then $P_{out} = 17 - (G_{TX} - 6)$
<input type="checkbox"/>	Fixed point-to-point access points: the maximum power spectral density shall not exceed 17 dBm/MHz. If $G_{TX} > 23\text{dBi}$, then $P_{out} = 17 - (G_{TX} - 23)$
<input type="checkbox"/>	Mobile and portable client devices: the maximum power spectral density shall not exceed 11 dBm/MHz. If $G_{TX} > 6\text{dBi}$, then $P_{out} = 11 - (G_{TX} - 6)$
<input checked="" type="checkbox"/>	For the 5.25-5.35 GHz:
<input checked="" type="checkbox"/>	the maximum power spectral density shall not exceed 11 dBm/MHz. If $G_{TX} > 6\text{dBi}$, then $P_{out} = 11 - (G_{TX} - 6)$
<input checked="" type="checkbox"/>	For the 5.47-5.725 GHz:
<input checked="" type="checkbox"/>	the maximum power spectral density shall not exceed 11 dBm/MHz. If $G_{TX} > 6\text{dBi}$, then $P_{out} = 11 - (G_{TX} - 6)$
<input checked="" type="checkbox"/>	For the band 5.725-5.85 GHz:
<input checked="" type="checkbox"/>	the maximum power spectral density shall not exceed 30 dBm/500KHz. If $G_{TX} > 6\text{dBi}$, then $P_{out} = 30 - (G_{TX} - 6)$
Note 1: G_{TX} directional gain of transmitting antennas.	
Note 2: P_{out} is maximum peak conducted output power.	

8.4. Test Procedure

Fundamental emission output power Test Method			
	References Rule	Chapter	Description
<input checked="" type="checkbox"/>	ANSI C63.10	12.5	Peak power spectral density
<input checked="" type="checkbox"/>	FCC KDB 789033 D02v02r01	F	Maximum Power Spectral Density (PSD)

Directional Gain Calculations for In-Band test method			
	References Rule	Chapter	Description
<input type="checkbox"/>	KDB 662911	F2)a)	Basic methodology
	<input type="checkbox"/> KDB 662911	F2)a) (i)	transmit signals are correlated
	<input type="checkbox"/> KDB 662911	F2)a) (ii)	transmit signals are uncorrelated
<input type="checkbox"/>	KDB 662911	F2)b)	Sectorized antenna systems.
<input type="checkbox"/>	KDB 662911	F2)c)	Cross-polarized antennas
	<input type="checkbox"/> ANSI C63.10	F2)c) (i)	Cross-polarized antennas
	<input type="checkbox"/> ANSI C63.10	F2)c) (ii)	Multiple antennas
<input checked="" type="checkbox"/>	KDB 662911	F2)e)	Spatial stream
	<input checked="" type="checkbox"/> KDB 662911	F2)e) (i)	Antennas have the same gain
	<input type="checkbox"/> KDB 662911	F2)e) (ii)	Antenna have the different gain with one spatial stream
	<input type="checkbox"/> KDB 662911	F2)e) (iii)	Antenna have the different gain with more than one spatial stream
<input checked="" type="checkbox"/>	KDB 662911	F2)f)	Cyclic Delay Diversity (CDD)
	<input checked="" type="checkbox"/> KDB 662911	F2)f) (i)	Antennas have the same gain
	<input type="checkbox"/> KDB 662911	F2)f) (ii)	Antenna have the different gain with one spatial stream
	<input type="checkbox"/> KDB 662911	F2)f) (iii)	Antenna have the different gain with more than one spatial stream

8.5. EUT test Axis definition

Item	Peak power spectral density			
Device Category	<input checked="" type="checkbox"/>	Indoor use		
	<input type="checkbox"/>	Outdoor use		
	<input type="checkbox"/>	Fix position use		
	<input type="checkbox"/>	Client use		
Test mode	Mode 1-20			
Test method	<input type="checkbox"/>	Radiated		
		X Axis	Y Axis	Z Axis
				
		Worst Axis <input type="checkbox"/>	Worst Axis <input type="checkbox"/>	Worst Axis <input type="checkbox"/>
	<input checked="" type="checkbox"/>	Conducted		
	<input type="checkbox"/>	Chain 1		
				
	<input checked="" type="checkbox"/>	Chain 1	Chain 2	
				
	<input type="checkbox"/>	Chain 1	Chain 2	Chain 3
				

8.6. Test Result

Product Name	: Wireless Access Point	Power	: AC 120V/60Hz
Test Mode	: Mode 1~20	Test Site	: TR8
Test Date	: 2018.05.24	Test Engineer	: Tommy

Mode 1: Transmit by 802.11a with CDD by ant0+1								
Channel No.	Frequency (MHz)	Measurement Power Spectral Density (dBm/MHz)		Duty factor	Total Measurement PSD (dBm/MHz)	Directional Gain (dBi)	Limit (dBm/MHz)	Result
		Ant0	Ant1					
CH36	5180	5.964	5.838	0.24	9.15	9	14	Pass
CH44	5220	5.986	5.855	0.24	9.17	9	14	Pass
CH48	5240	5.926	6.012	0.24	9.22	9	14	Pass
CH52	5260	4.591	4.561	0.24	7.83	9	8	Pass
CH60	5300	4.249	4.106	0.24	7.43	9	8	Pass
CH64	5320	4.019	4.479	0.24	7.51	9	8	Pass
CH100	5500	4.465	4.343	0.24	7.65	9	8	Pass
CH116	5580	4.336	4.382	0.24	7.61	9	8	Pass
CH140	5700	2.893	3.301	0.24	6.35	9	8	Pass
CH144	5720	3.224	3.262	0.24	6.49	9	8	Pass
Channel No.	Frequency (MHz)	Measurement Power Spectral Density (dBm/500KHz)		Duty factor	Total Measurement PSD (dBm/500kHz)	Directional Gain (dBi)	Limit (dBm/500KHz)	Result
		Ant0	Ant1					
CH149	5745	5.036	5.176	0.24	8.36	9	27	Pass
CH157	5785	4.714	4.793	0.24	8.00	9	27	Pass
CH165	5825	4.371	4.274	0.24	7.57	9	27	Pass

Mode 1: Transmit by 802.11a with CDD by ant0+1+2+3										
Channel No.	Frequency (MHz)	Measurement Power Spectral Density (dBm/MHz)				Duty factor	Total Measurement PSD (dBm/MHz)	Directional Gain (dBi)	Limit (dBm/MHz)	Result
		Ant0	Ant1	Ant2	Ant3					
CH36	5180	2.358	2.598	2.707	2.585	0.24	8.82	12	11	Pass
CH44	5220	1.751	1.627	1.797	1.601	0.24	7.96	12	11	Pass
CH48	5240	2.027	1.918	1.969	1.834	0.24	8.20	12	11	Pass
CH52	5260	-0.124	-2.497	-2.629	-1.518	0.24	4.69	12	5	Pass
CH60	5300	-0.037	-2.571	-2.663	-2.627	0.24	4.44	12	5	Pass
CH64	5320	-0.293	-2.712	-2.798	-2.384	0.24	4.34	12	5	Pass
CH100	5500	-1.375	-1.798	-1.704	-1.693	0.24	4.62	12	5	Pass
CH116	5580	-1.694	-1.410	-1.288	-1.404	0.24	4.81	12	5	Pass
CH140	5700	-1.863	-1.895	-2.174	-1.813	0.24	4.33	12	5	Pass
CH144	5720	-1.868	-1.940	-2.067	-1.950	0.24	4.30	12	5	Pass
Channel No.	Frequency (MHz)	Measurement Power Spectral Density (dBm/500KHz)				Duty factor	Total Measurement PSD (dBm/500kHz)	Directional Gain (dBi)	Limit (dBm/500KHz)	Result
		Ant0	Ant1	Ant2	Ant3					
CH149	5745	2.654	2.570	2.683	2.719	0.24	8.92	12	24	Pass
CH157	5785	3.108	3.250	3.564	3.078	0.24	9.51	12	24	Pass
CH165	5825	3.670	3.426	3.156	3.183	0.24	9.62	12	24	Pass

Mode 2: Transmit by 802.11n(20MHz) with CDD by ant0+1								
Channel No.	Frequency (MHz)	Measurement Power Spectral Density (dBm/MHz)		Duty factor	Total Measurement PSD (dBm/MHz)	Directional Gain (dBi)	Limit (dBm/MHz)	Result
		Ant0	Ant1					
CH36	5180	5.601	5.344	0.26	8.74	9	14	Pass
CH44	5220	5.633	5.528	0.26	8.85	9	14	Pass
CH48	5240	5.550	5.443	0.26	8.77	9	14	Pass
CH52	5260	4.053	4.425	0.26	7.51	9	8	Pass
CH60	5300	3.943	4.053	0.26	7.27	9	8	Pass
CH64	5320	3.942	3.778	0.26	7.13	9	8	Pass
CH100	5500	4.496	4.485	0.26	7.76	9	8	Pass
CH116	5580	4.528	4.465	0.26	7.77	9	8	Pass
CH140	5700	3.480	3.117	0.26	6.57	9	8	Pass
CH144	5720	3.287	3.539	0.26	6.69	9	8	Pass
Channel No.	Frequency (MHz)	Measurement Power Spectral Density (dBm/500KHz)		Duty factor	Total Measurement PSD (dBm/500Hz)	Directional Gain (dBi)	Limit (dBm/500KHz)	Result
		Ant0	Ant1					
CH149	5745	4.918	4.590	0.26	8.03	9	27	Pass
CH157	5785	4.270	4.349	0.26	7.58	9	27	Pass
CH165	5825	3.841	3.690	0.26	7.04	9	27	Pass

Mode 2: Transmit by 802.11n(20MHz) with CDD by ant0+1+2+3										
Channel No.	Frequency (MHz)	Measurement Power Spectral Density (dBm/MHz)				Duty factor	Total Measurement PSD (dBm/MHz)	Directional Gain (dBi)	Limit (dBm/MHz)	Result
		Ant0	Ant1	Ant2	Ant3					
CH36	5180	1.711	1.339	1.409	1.553	0.26	7.79	12	11	Pass
CH44	5220	2.142	1.921	1.921	2.100	0.26	8.30	12	11	Pass
CH48	5240	2.228	2.364	2.437	2.534	0.26	8.67	12	11	Pass
CH52	5260	-1.961	-2.024	-1.278	-1.777	0.26	4.53	12	5	Pass
CH60	5300	-2.051	-1.812	-1.699	-1.813	0.26	4.44	12	5	Pass
CH64	5320	-1.907	-1.969	-1.627	-1.605	0.26	4.51	12	5	Pass
CH100	5500	-1.383	-1.615	-1.617	-1.424	0.26	4.77	12	5	Pass
CH116	5580	-1.391	-1.465	-1.423	-1.395	0.26	4.86	12	5	Pass
CH140	5700	-1.915	-1.936	-2.183	-1.352	0.26	4.44	12	5	Pass
CH144	5720	-1.669	-1.705	-1.310	-1.732	0.26	4.68	12	5	Pass
Channel No.	Frequency (MHz)	Measurement Power Spectral Density (dBm/500KHz)				Duty factor	Total Measurement PSD (dBm/500kHz)	Directional Gain (dBi)	Limit (dBm/500KHz)	Result
		Ant0	Ant1	Ant2	Ant3					
CH149	5745	2.229	2.002	2.295	2.274	0.26	8.48	12	24	Pass
CH157	5785	2.643	2.859	2.715	2.551	0.26	8.97	12	24	Pass
CH165	5825	2.675	2.883	2.679	2.693	0.26	9.01	12	24	Pass

Mode 3: Transmit by 802.11n(40MHz) with CDD by ant0+1								
Channel No.	Frequency (MHz)	Measurement Power Spectral Density (dBm/MHz)		Duty factor	Total Measurement PSD (dBm/MHz)	Directional Gain (dBi)	Limit (dBm/MHz)	Result
		Ant0	Ant1					
CH38	5190	-0.207	-0.293	0.43	3.19	9	14	Pass
CH46	5230	-0.040	0.438	0.43	3.65	9	14	Pass
CH54	5270	-1.243	0.195	0.43	2.98	9	8	Pass
CH62	5310	-1.202	-0.178	0.43	2.78	9	8	Pass
CH102	5510	1.232	0.211	0.43	4.19	9	8	Pass
CH110	5550	1.363	0.718	0.43	4.49	9	8	Pass
CH134	5670	0.501	2.362	0.43	4.97	9	8	Pass
CH142	5710	1.261	1.896	0.43	5.03	9	8	Pass
Channel No.	Frequency (MHz)	Measurement Power Spectral Density (dBm/500KHz)		Duty factor	Total Measurement PSD (dBm/500kHz)	Directional Gain (dBi)	Limit (dBm/500KHz)	Result
		Ant0	Ant1					
CH151	5755	-0.410	-0.531	0.43	2.97	9	27	Pass
CH159	5795	-0.309	-0.135	0.43	3.22	9	27	Pass

Mode 3: Transmit by 802.11n(40MHz) with CDD by ant0+1+2+3										
Channel No.	Frequency (MHz)	Measurement Power Spectral Density (dBm/MHz)				Duty factor	Total Measurement PSD (dBm/MHz)	Directional Gain (dBi)	Limit (dBm/MHz)	Result
		Ant0	Ant1	Ant2	Ant3					
CH38	5190	-3.908	-4.163	-4.122	-4.129	0.43	2.37	12	11	Pass
CH46	5230	-3.207	-3.478	-3.236	-3.268	0.43	3.15	12	11	Pass
CH54	5270	-5.398	-5.671	-4.884	-5.060	0.43	1.21	12	5	Pass
CH62	5310	-5.573	-6.031	-5.553	-4.812	0.43	0.98	12	5	Pass
CH102	5510	-4.517	-3.621	-3.288	-2.675	0.43	2.98	12	5	Pass
CH110	5550	-4.399	-4.146	-3.037	-2.565	0.43	2.98	12	5	Pass
CH134	5670	-4.116	-3.910	-2.392	-2.998	0.43	3.15	12	5	Pass
CH142	5710	-5.081	-4.816	-2.650	-2.458	0.43	2.86	12	5	Pass
Channel No.	Frequency (MHz)	Measurement Power Spectral Density (dBm/500KHz)				Duty factor	Total Measurement PSD (dBm/500kHz)	Directional Gain (dBi)	Limit (dBm/500KHz)	Result
		Ant0	Ant1	Ant2	Ant3					
CH151	5755	-3.804	-3.725	-3.657	-3.713	0.43	2.73	12	24	Pass
CH159	5795	-2.771	-2.849	-2.935	-2.729	0.43	3.63	12	24	Pass

Mode 4: Transmit by 802.11ac(20MHz) with CDD by ant0+1								
Channel No.	Frequency (MHz)	Measurement Power Spectral Density (dBm/MHz)		Duty factor	Total Measurement PSD (dBm/MHz)	Directional Gain (dBi)	Limit (dBm/MHz)	Result
		Ant0	Ant1					
CH36	5180	5.624	5.704	0.10	8.77	9	14	Pass
CH44	5220	5.802	5.853	0.10	8.94	9	14	Pass
CH48	5240	5.778	5.778	0.10	8.89	9	14	Pass
CH52	5260	4.414	4.445	0.10	7.54	9	8	Pass
CH60	5300	4.216	4.321	0.10	7.38	9	8	Pass
CH64	5320	4.144	3.917	0.10	7.14	9	8	Pass
CH100	5500	4.647	4.623	0.10	7.75	9	8	Pass
CH116	5580	4.634	4.437	0.10	7.65	9	8	Pass
CH140	5700	2.893	3.301	0.10	6.21	9	8	Pass
CH144	5720	3.814	3.628	0.10	6.83	9	8	Pass
Channel No.	Frequency (MHz)	Measurement Power Spectral Density (dBm/500KHz)		Duty factor	Total Measurement PSD (dBm/500kHz)	Directional Gain (dBi)	Limit (dBm/500KHz)	Result
		Ant0	Ant1					
CH149	5745	5.361	5.370	0.10	8.48	9	27	Pass
CH157	5785	4.612	4.711	0.10	7.77	9	27	Pass
CH165	5825	4.586	4.438	0.10	7.62	9	27	Pass

Mode 4: Transmit by 802.11ac(20MHz) with CDD by ant0+1+2+3										
Channel No.	Frequency (MHz)	Measurement Power Spectral Density (dBm/MHz)				Duty factor	Total Measurement PSD (dBm/MHz)	Directional Gain (dBi)	Limit (dBm/MHz)	Result
		Ant0	Ant1	Ant2	Ant3					
CH36	5180	1.002	0.834	1.054	0.921	0.10	7.07	12	11	Pass
CH44	5220	1.498	1.303	1.172	1.493	0.10	7.49	12	11	Pass
CH48	5240	1.610	1.921	1.668	1.705	0.10	7.85	12	11	Pass
CH52	5260	-1.294	-1.485	-1.450	-1.590	0.10	4.67	12	5	Pass
CH60	5300	-1.704	-1.774	-1.915	-1.475	0.10	4.41	12	5	Pass
CH64	5320	-1.872	-2.087	-2.135	-2.081	0.10	4.08	12	5	Pass
CH100	5500	-1.312	-1.234	-1.531	-1.452	0.10	4.74	12	5	Pass
CH116	5580	-1.538	-1.569	-1.519	-1.541	0.10	4.58	12	5	Pass
CH140	5700	-1.975	-1.803	-1.725	-1.898	0.10	4.27	12	5	Pass
CH144	5720	-2.075	-1.361	-1.331	-1.273	0.10	4.62	12	5	Pass
Channel No.	Frequency (MHz)	Measurement Power Spectral Density (dBm/500KHz)				Duty factor	Total Measurement PSD (dBm/500kHz)	Directional Gain (dBi)	Limit (dBm/500KHz)	Result
		Ant0	Ant1	Ant2	Ant3					
CH149	5745	2.328	2.259	2.391	2.187	0.10	8.41	12	24	Pass
CH157	5785	2.696	2.737	2.909	2.992	0.10	8.96	12	24	Pass
CH165	5825	2.799	2.766	2.781	2.794	0.10	8.91	12	24	Pass

Mode 5: Transmit by 802.11ac(40MHz) with CDD by ant0+1								
Channel No.	Frequency (MHz)	Measurement Power Spectral Density (dBm/MHz)		Duty factor	Total Measurement PSD (dBm/MHz)	Directional Gain (dBi)	Limit (dBm/MHz)	Result
		Ant0	Ant1					
CH38	5190	-0.746	-0.675	0.32	2.62	9	14	Pass
CH46	5230	-0.041	-0.098	0.32	3.26	9	14	Pass
CH54	5270	0.538	0.195	0.32	3.70	9	8	Pass
CH62	5310	0.543	-0.178	0.32	3.53	9	8	Pass
CH102	5510	0.594	0.211	0.32	3.74	9	8	Pass
CH110	5550	1.133	0.718	0.32	4.26	9	8	Pass
CH134	5670	2.533	2.362	0.32	5.78	9	8	Pass
CH142	5710	2.136	2.262	0.32	5.53	9	8	Pass
Channel No.	Frequency (MHz)	Measurement Power Spectral Density (dBm/500KHz)		Duty factor	Total Measurement PSD (dBm/500kHz)	Directional Gain (dBi)	Limit (dBm/500KHz)	Result
		Ant0	Ant1					
CH151	5755	0.027	0.035	0.32	3.36	9	27	Pass
CH159	5795	-0.209	-0.003	0.32	3.23	9	27	Pass

Mode 5: Transmit by 802.11ac(40MHz) with CDD by ant0+1+2+3										
Channel No.	Frequency (MHz)	Measurement Power Spectral Density (dBm/MHz)				Duty factor	Total Measurement PSD (dBm/MHz)	Directional Gain (dBi)	Limit (dBm/MHz)	Result
		Ant0	Ant1	Ant2	Ant3					
CH38	5190	-4.103	-4.187	-4.268	-4.212	0.32	2.15	12	11	Pass
CH46	5230	-3.749	-3.686	-3.647	-3.626	0.32	2.66	12	11	Pass
CH54	5270	-5.161	-5.614	-4.659	-4.631	0.32	1.34	12	5	Pass
CH62	5310	-5.779	-6.400	-5.207	-4.586	0.32	0.90	12	5	Pass
CH102	5510	-2.898	-3.689	-2.801	-2.567	0.32	3.37	12	5	Pass
CH110	5550	-2.883	-3.597	-2.649	-2.268	0.32	3.52	12	5	Pass
CH134	5670	-4.250	-3.669	-2.575	-2.541	0.32	3.14	12	5	Pass
CH142	5710	-5.222	-5.189	-3.031	-2.406	0.32	2.56	12	5	Pass
Channel No.	Frequency (MHz)	Measurement Power Spectral Density (dBm/500KHz)				Duty factor	Total Measurement PSD (dBm/500kHz)	Directional Gain (dBi)	Limit (dBm/500KHz)	Result
		Ant0	Ant1	Ant2	Ant3					
CH151	5755	-2.926	-3.213	-3.149	-3.163	0.32	3.23	12	24	Pass
CH159	5795	-3.071	-2.915	-2.989	-2.824	0.32	3.39	12	24	Pass

Mode 6: Transmit by 802.11ac(80MHz) with CDD by ant0+1								
Channel No.	Frequency (MHz)	Measurement Power Spectral Density (dBm/MHz)		Duty factor	Total Measurement PSD (dBm/MHz)	Directional Gain (dBi)	Limit (dBm/MHz)	Result
		Ant0	Ant1					
CH42	5210	-3.158	-3.198	0.64	0.47	9	14	Pass
CH58	5290	-2.462	-2.437	0.64	1.20	9	8	Pass
CH106	5530	-5.230	-5.157	0.64	-1.54	9	8	Pass
CH138	5690	-5.126	-5.018	0.64	-1.42	9	8	Pass
Channel No.	Frequency (MHz)	Measurement Power Spectral Density (dBm/500KHz)		Duty factor	Total Measurement PSD (dBm/500kHz)	Directional Gain (dBi)	Limit (dBm/500KHz)	Result
		Ant0	Ant1					
CH155	5775	-1.838	-1.924	0.64	1.13	9	27	Pass

Mode 6: Transmit by 802.11ac(80MHz) with CDD by ant0+1+2+3										
Channel No.	Frequency (MHz)	Measurement Power Spectral Density (dBm/MHz)				Duty factor	Total Measurement PSD (dBm/MHz)	Directional Gain (dBi)	Limit (dBm/MHz)	Result
		Ant0	Ant1	Ant2	Ant3					
CH42	5210	-7.109	-7.151	-7.055	-7.175	0.64	-0.46	12	11	Pass
CH58	5290	-8.723	-9.266	-8.045	-8.279	0.64	-1.89	12	5	Pass
CH106	5530	-8.157	-8.357	-7.648	-7.016	0.64	-1.10	12	5	Pass
CH138	5690	-9.861	-9.925	-7.761	-8.298	0.64	-2.20	12	5	Pass
Channel No.	Frequency (MHz)	Measurement Power Spectral Density (dBm/500KHz)				Duty factor	Total Measurement PSD (dBm/500kHz)	Directional Gain (dBi)	Limit (dBm/500KHz)	Result
		Ant0	Ant1	Ant2	Ant3					
CH155	5775	-6.072	-6.117	-6.095	-5.951	0.64	0.60	12	24	Pass

Mode 10: Transmit by 802.11ax(160MHz) with CDD by ant0+1								
Channel No.	Frequency (MHz)	Measurement Power Spectral Density (dBm/MHz)		Duty factor	Total Measurement PSD (dBm/MHz)	Directional Gain (dBi)	Limit (dBm/MHz)	Result
		Ant0	Ant1					
CH50	5250	-5.25	-5.87	0.49	-2.05	9	14	Pass
CH144	5570	-7.04	-7.34	0.49	-3.68	9	14	Pass

Mode 10: Transmit by 802.11ax(160MHz) with CDD by ant0+1+2+3										
Channel No.	Frequency (MHz)	Measurement Power Spectral Density (dBm/MHz)				Duty factor	Total Measurement PSD (dBm/500kHz)	Directional Gain (dBi)	Limit (dBm/MHz)	Result
		Ant0	Ant1	Ant2	Ant3					
CH50	5250	-10.83	-11.05	-10.20	-10.69	0.49	-4.17	12	11	Pass
CH144	5570	-10.64	-10.41	-10.50	-11.13	0.49	-4.15	12	11	Pass

Mode 11: Transmit by 802.11a with Beam-forming by ant0+1								
Channel No.	Frequency (MHz)	Measurement Power Spectral Density (dBm/MHz)		Duty factor	Total Measurement PSD (dBm/MHz)	Directional Gain (dBi)	Limit (dBm/MHz)	Result
		Ant0	Ant1					
CH36	5180	6.088	6.005	0.25	9.31	9	14	Pass
CH44	5220	6.079	6.080	0.25	9.34	9	14	Pass
CH48	5240	5.973	5.857	0.25	9.18	9	14	Pass
CH52	5260	4.620	4.692	0.25	7.92	9	8	Pass
CH60	5300	4.118	4.390	0.25	7.52	9	8	Pass
CH64	5320	4.061	4.083	0.25	7.33	9	8	Pass
CH100	5500	4.612	4.317	0.25	7.73	9	8	Pass
CH116	5580	3.997	4.371	0.25	7.45	9	8	Pass
CH140	5700	3.444	3.550	0.25	6.76	9	8	Pass
CH144	5720	4.259	4.877	0.25	7.84	9	8	Pass
Channel No.	Frequency (MHz)	Measurement Power Spectral Density (dBm/500KHz)		Duty factor	Total Measurement PSD (dBm/500kHz)	Directional Gain (dBi)	Limit (dBm/500KHz)	Result
		Ant0	Ant1					
CH149	5745	5.022	4.964	0.25	8.25	9	27	Pass
CH157	5785	4.841	4.626	0.25	8.00	9	27	Pass
CH165	5825	4.432	4.331	0.25	7.64	9	27	Pass

Mode 11: Transmit by 802.11a with Beam-forming by ant0+1+2+3										
Channel No.	Frequency (MHz)	Measurement Power Spectral Density (dBm/MHz)				Duty factor	Total Measurement PSD (dBm/MHz)	Directional Gain (dBi)	Limit (dBm/MHz)	Result
		Ant0	Ant1	Ant2	Ant3					
CH36	5180	2.012	1.947	1.997	2.080	0.25	8.28	12	11	Pass
CH44	5220	2.327	2.247	2.039	2.271	0.25	8.49	12	11	Pass
CH48	5240	2.792	2.581	2.651	2.633	0.25	8.94	12	11	Pass
CH52	5260	-2.515	-2.112	-1.526	-2.054	0.25	4.22	12	5	Pass
CH60	5300	-3.682	-3.665	-2.446	-2.608	0.25	3.20	12	5	Pass
CH64	5320	-3.237	-3.403	-2.491	-2.196	0.25	3.46	12	5	Pass
CH100	5500	-2.657	-3.192	-2.596	-1.098	0.25	3.95	12	5	Pass
CH116	5580	-3.151	-2.900	-2.845	-1.069	0.25	3.85	12	5	Pass
CH140	5700	-2.983	-2.763	-1.789	-1.924	0.25	3.93	12	5	Pass
CH144	5720	-3.260	-3.490	-2.451	-2.666	0.25	3.31	12	5	Pass
Channel No.	Frequency (MHz)	Measurement Power Spectral Density (dBm/500KHz)				Duty factor	Total Measurement PSD (dBm/500kHz)	Directional Gain (dBi)	Limit (dBm/500KHz)	Result
		Ant0	Ant1	Ant2	Ant3					
CH149	5745	1.705	1.581	1.513	1.498	0.25	7.85	12	24	Pass
CH157	5785	2.217	2.121	2.322	2.148	0.25	8.47	12	24	Pass
CH165	5825	1.994	1.862	1.689	1.945	0.25	8.14	12	24	Pass

Mode 12: Transmit by 802.11n(20MHz) with Beam-forming by ant0+1								
Channel No.	Frequency (MHz)	Measurement Power Spectral Density (dBm/MHz)		Duty factor	Total Measurement PSD (dBm/MHz)	Directional Gain (dBi)	Limit (dBm/MHz)	Result
		Ant0	Ant1					
CH36	5180	5.358	5.515	0.23	8.68	9	14	Pass
CH44	5220	5.680	5.596	0.23	8.88	9	14	Pass
CH48	5240	5.581	5.536	0.23	8.80	9	14	Pass
CH52	5260	4.298	4.244	0.23	7.51	9	8	Pass
CH60	5300	3.970	4.289	0.23	7.37	9	8	Pass
CH64	5320	3.808	3.875	0.23	7.08	9	8	Pass
CH100	5500	3.871	3.892	0.23	7.12	9	8	Pass
CH116	5580	4.502	4.383	0.23	7.68	9	8	Pass
CH140	5700	4.505	4.636	0.23	7.81	9	8	Pass
CH144	5720	4.402	5.021	0.23	7.96	9	8	Pass
Channel No.	Frequency (MHz)	Measurement Power Spectral Density (dBm/500KHz)		Duty factor	Total Measurement PSD (dBm/500kHz)	Directional Gain (dBi)	Limit (dBm/500KHz)	Result
		Ant0	Ant1					
CH149	5745	4.934	4.714	0.23	8.07	9	27	Pass
CH157	5785	4.423	4.264	0.23	7.58	9	27	Pass
CH165	5825	3.740	4.108	0.23	7.17	9	27	Pass

Mode 12: Transmit by 802.11n(20MHz) with Beam-forming by ant0+1+2+3										
Channel No.	Frequency (MHz)	Measurement Power Spectral Density (dBm/MHz)				Duty factor	Total Measurement PSD (dBm/MHz)	Directional Gain (dBi)	Limit (dBm/MHz)	Result
		Ant0	Ant1	Ant2	Ant3					
CH36	5180	1.390	1.214	1.367	1.262	0.23	7.56	12	11	Pass
CH44	5220	1.734	1.649	1.845	1.675	0.23	7.98	12	11	Pass
CH48	5240	1.930	2.032	1.823	1.916	0.23	8.18	12	11	Pass
CH52	5260	-3.057	-3.212	-2.106	-2.557	0.23	3.57	12	5	Pass
CH60	5300	-3.967	-3.889	-3.249	-2.957	0.23	2.79	12	5	Pass
CH64	5320	-3.383	-3.835	-3.253	-3.024	0.23	2.92	12	5	Pass
CH100	5500	-2.760	-2.874	-2.968	-1.603	0.23	3.77	12	5	Pass
CH116	5580	-2.295	-2.994	-2.556	-1.198	0.23	4.07	12	5	Pass
CH140	5700	-3.405	-3.308	-2.280	-2.549	0.23	3.42	12	5	Pass
CH144	5720	-2.856	-3.131	-2.229	-1.886	0.23	3.78	12	5	Pass
Channel No.	Frequency (MHz)	Measurement Power Spectral Density (dBm/500KHz)				Duty factor	Total Measurement PSD (dBm/500kHz)	Directional Gain (dBi)	Limit (dBm/500KHz)	Result
		Ant0	Ant1	Ant2	Ant3					
CH149	5745	0.794	0.824	0.857	0.785	0.23	7.07	12	24	Pass
CH157	5785	1.264	1.314	1.557	1.381	0.23	7.63	12	24	Pass
CH165	5825	1.266	1.745	1.705	1.635	0.23	7.84	12	24	Pass

Mode 13: Transmit by 802.11n(40MHz) with Beam-forming by ant0+1								
Channel No.	Frequency (MHz)	Measurement Power Spectral Density (dBm/MHz)		Duty factor	Total Measurement PSD (dBm/MHz)	Directional Gain (dBi)	Limit (dBm/MHz)	Result
		Ant0	Ant1					
CH38	5190	-0.151	-0.171	0.46	3.31	9	14	Pass
CH46	5230	0.637	0.352	0.46	3.97	9	14	Pass
CH54	5270	0.654	0.833	0.46	4.21	9	8	Pass
CH62	5310	1.364	0.646	0.46	4.49	9	8	Pass
CH102	5510	0.846	1.150	0.46	4.47	9	8	Pass
CH110	5550	0.540	0.937	0.46	4.21	9	8	Pass
CH134	5670	3.330	2.700	0.46	6.50	9	8	Pass
CH142	5710	3.234	3.107	0.46	6.64	9	8	Pass
Channel No.	Frequency (MHz)	Measurement Power Spectral Density (dBm/500KHz)		Duty factor	Total Measurement PSD (dBm/500kHz)	Directional Gain (dBi)	Limit (dBm/500KHz)	Result
		Ant0	Ant1					
CH151	5755	-0.376	-0.334	0.46	3.12	9	27	Pass
CH159	5795	-0.017	0.000	0.46	3.46	9	27	Pass

Mode 13: Transmit by 802.11n(40MHz) with Beam-forming by ant0+1+2+3										
Channel No.	Frequency (MHz)	Measurement Power Spectral Density (dBm/MHz)				Duty factor	Total Measurement PSD (dBm/MHz)	Directional Gain (dBi)	Limit (dBm/MHz)	Result
		Ant0	Ant1	Ant2	Ant3					
CH38	5190	-3.304	-3.246	-3.496	-3.283	0.46	3.15	12	11	Pass
CH46	5230	-2.492	-2.396	-2.392	-2.489	0.46	4.04	12	11	Pass
CH54	5270	-5.122	-5.841	-5.267	-5.331	0.46	1.07	12	5	Pass
CH62	5310	-5.655	-6.032	-6.161	-4.913	0.46	0.79	12	5	Pass
CH102	5510	-4.758	-5.260	-4.682	-4.652	0.46	1.62	12	5	Pass
CH110	5550	-5.472	-4.857	-4.836	-4.186	0.46	1.64	12	5	Pass
CH134	5670	-5.459	-5.192	-4.545	-4.980	0.46	1.42	12	5	Pass
CH142	5710	-5.897	-5.437	-5.092	-5.229	0.46	1.05	12	5	Pass
Channel No.	Frequency (MHz)	Measurement Power Spectral Density (dBm/500KHz)				Duty factor	Total Measurement PSD (dBm/500kHz)	Directional Gain (dBi)	Limit (dBm/500KHz)	Result
		Ant0	Ant1	Ant2	Ant3					
CH151	5755	-2.952	-2.893	-2.708	-2.402	0.46	3.75	12	24	Pass
CH159	5795	-2.878	-2.342	-2.457	-2.533	0.46	3.93	12	24	Pass

Mode 14: Transmit by 802.11ac(20MHz) with Beam-forming by ant0+1								
Channel No.	Frequency (MHz)	Measurement Power Spectral Density (dBm/MHz)		Duty factor	Total Measurement PSD (dBm/MHz)	Directional Gain (dBi)	Limit (dBm/MHz)	Result
		Ant0	Ant1					
CH36	5180	5.526	5.664	0.11	8.72	9	14	Pass
CH44	5220	5.743	5.733	0.11	8.86	9	14	Pass
CH48	5240	5.742	5.684	0.11	8.83	9	14	Pass
CH52	5260	4.817	4.573	0.11	7.82	9	8	Pass
CH60	5300	4.579	4.374	0.11	7.60	9	8	Pass
CH64	5320	4.105	3.747	0.11	7.05	9	8	Pass
CH100	5500	4.059	3.452	0.11	6.89	9	8	Pass
CH116	5580	4.097	3.782	0.11	7.06	9	8	Pass
CH140	5700	3.463	3.354	0.11	6.53	9	8	Pass
CH144	5720	5.055	4.294	0.11	7.81	9	8	Pass
Channel No.	Frequency (MHz)	Measurement Power Spectral Density (dBm/500KHz)		Duty factor	Total Measurement PSD (dBm/500kHz)	Directional Gain (dBi)	Limit (dBm/500KHz)	Result
		Ant0	Ant1					
CH149	5745	5.127	5.323	0.11	8.35	9	27	Pass
CH157	5785	4.634	4.466	0.11	7.67	9	27	Pass
CH165	5825	4.484	4.450	0.11	7.59	9	27	Pass

Mode 14: Transmit by 802.11ac(20MHz) with Beam-forming by ant0+1+2+3										
Channel No.	Frequency (MHz)	Measurement Power Spectral Density (dBm/MHz)				Duty factor	Total Measurement PSD (dBm/MHz)	Directional Gain (dBi)	Limit (dBm/MHz)	Result
		Ant0	Ant1	Ant2	Ant3					
CH36	5180	1.844	1.635	1.745	1.493	0.11	7.81	12	11	Pass
CH44	5220	2.032	2.252	2.055	2.051	0.11	8.23	12	11	Pass
CH48	5240	2.372	2.433	2.266	2.375	0.11	8.49	12	11	Pass
CH52	5260	-3.175	-2.968	-2.314	-2.409	0.11	3.42	12	5	Pass
CH60	5300	-3.739	-3.439	-2.900	-2.591	0.11	2.98	12	5	Pass
CH64	5320	-3.466	-3.963	-2.862	-2.402	0.11	2.99	12	5	Pass
CH100	5500	-3.959	-3.453	-3.330	-1.697	0.11	3.10	12	5	Pass
CH116	5580	-2.703	-2.870	-2.128	-1.496	0.11	3.86	12	5	Pass
CH140	5700	-3.217	-2.961	-1.754	-1.545	0.11	3.81	12	5	Pass
CH144	5720	-3.555	-3.556	-2.011	-1.803	0.11	3.47	12	5	Pass
Channel No.	Frequency (MHz)	Measurement Power Spectral Density (dBm/500KHz)				Duty factor	Total Measurement PSD (dBm/500kHz)	Directional Gain (dBi)	Limit (dBm/500KHz)	Result
		Ant0	Ant1	Ant2	Ant3					
CH149	5745	0.868	0.928	1.072	0.779	0.11	7.04	12	24	Pass
CH157	5785	1.364	1.466	1.392	1.236	0.11	7.50	12	24	Pass
CH165	5825	1.335	1.502	1.509	1.437	0.11	7.58	12	24	Pass

Mode 15: Transmit by 802.11ac(40MHz) with Beam-forming by ant0+1								
Channel No.	Frequency (MHz)	Measurement Power Spectral Density (dBm/MHz)		Duty factor	Total Measurement PSD (dBm/MHz)	Directional Gain (dBi)	Limit (dBm/MHz)	Result
		Ant0	Ant1					
CH38	5190	-0.826	-0.706	0.16	2.40	9	14	Pass
CH46	5230	-0.055	-0.109	0.16	3.09	9	14	Pass
CH54	5270	0.891	0.514	0.16	3.88	9	8	Pass
CH62	5310	1.284	1.438	0.16	4.53	9	8	Pass
CH102	5510	1.079	1.836	0.16	4.64	9	8	Pass
CH110	5550	1.190	0.962	0.16	4.25	9	8	Pass
CH134	5670	3.442	3.880	0.16	6.84	9	8	Pass
CH142	5710	3.770	3.851	0.16	6.98	9	8	Pass
Channel No.	Frequency (MHz)	Measurement Power Spectral Density (dBm/500KHz)		Duty factor	Total Measurement PSD (dBm/500kHz)	Directional Gain (dBi)	Limit (dBm/500KHz)	Result
		Ant0	Ant1					
CH151	5755	0.153	-0.129	0.16	3.18	9	27	Pass
CH159	5795	0.181	0.122	0.16	3.32	9	27	Pass

Mode 15: Transmit by 802.11ac(40MHz) with Beam-forming by ant0+1+2+3										
Channel No.	Frequency (MHz)	Measurement Power Spectral Density (dBm/MHz)				Duty factor	Total Measurement PSD (dBm/MHz)	Directional Gain (dBi)	Limit (dBm/MHz)	Result
		Ant0	Ant1	Ant2	Ant3					
CH38	5190	-4.346	-4.258	-4.055	-4.554	0.16	1.88	12	11	Pass
CH46	5230	-3.602	-3.512	-3.848	-3.754	0.16	2.50	12	11	Pass
CH54	5270	-5.611	-6.517	-5.184	-5.380	0.16	0.70	12	5	Pass
CH62	5310	-6.032	-6.561	-5.834	-4.964	0.16	0.53	12	5	Pass
CH102	5510	-5.122	-5.679	-4.711	-4.294	0.16	1.42	12	5	Pass
CH110	5550	-5.596	-5.511	-4.544	-4.196	0.16	1.42	12	5	Pass
CH134	5670	-5.220	-5.437	-3.936	-5.114	0.16	1.45	12	5	Pass
CH142	5710	-5.034	-5.859	-4.532	-5.345	0.16	1.17	12	5	Pass
Channel No.	Frequency (MHz)	Measurement Power Spectral Density (dBm/500KHz)				Duty factor	Total Measurement PSD (dBm/500kHz)	Directional Gain (dBi)	Limit (dBm/500KHz)	Result
		Ant0	Ant1	Ant2	Ant3					
CH151	5755	-3.743	-3.527	-4.054	-3.828	0.16	2.40	12	24	Pass
CH159	5795	-3.313	-3.284	-3.354	-3.336	0.16	2.86	12	24	Pass

Mode 16: Transmit by 802.11ac(80MHz) with Beam-forming by ant0+1

Channel No.	Frequency (MHz)	Measurement Power Spectral Density (dBm/MHz)		Duty factor	Total Measurement PSD (dBm/MHz)	Directional Gain (dBi)	Limit (dBm/MHz)	Result
		Ant0	Ant1					
CH42	5210	-3.054	-3.345	0.27	0.08	9	14	Pass
CH58	5290	-2.729	-3.156	0.27	0.34	9	8	Pass
CH106	5530	-4.941	-4.717	0.27	-1.55	9	8	Pass
CH138	5690	-3.260	-3.758	0.27	-0.22	9	8	Pass
Channel No.	Frequency (MHz)	Measurement Power Spectral Density (dBm/500KHz)		Duty factor	Total Measurement PSD (dBm/500kHz)	Directional Gain (dBi)	Limit (dBm/500KHz)	Result
		Ant0	Ant1					
CH155	5775	-2.522	-2.449	0.27	0.53	9	27	Pass

Mode 16: Transmit by 802.11ac(80MHz) with Beam-forming by ant0+1+2+3

Channel No.	Frequency (MHz)	Measurement Power Spectral Density (dBm/MHz)				Duty factor	Total Measurement PSD (dBm/MHz)	Directional Gain (dBi)	Limit (dBm/MHz)	Result
		Ant0	Ant1	Ant2	Ant3					
CH42	5210	-6.258	-6.060	-6.119	-6.258	0.27	0.12	12	11	Pass
CH58	5290	-8.517	-9.112	-8.024	-8.393	0.27	-1.83	12	5	Pass
CH106	5530	-7.800	-8.086	-7.775	-6.919	0.27	-0.96	12	5	Pass
CH138	5690	-8.234	-8.475	-7.697	-6.876	0.27	-1.12	12	5	Pass
Channel No.	Frequency (MHz)	Measurement Power Spectral Density (dBm/500KHz)				Duty factor	Total Measurement PSD (dBm/500kHz)	Directional Gain (dBi)	Limit (dBm/500KHz)	Result
		Ant0	Ant1	Ant2	Ant3					
CH155	5775	-5.550	-5.683	-5.445	-5.347	0.27	0.79	12	24	Pass

Mode 20: Transmit by 802.11ax(160MHz) with Beam-forming by ant0+1								
Channel No.	Frequency (MHz)	Measurement Power Spectral Density (dBm/MHz)		Duty factor	Total Measurement PSD (dBm/MHz)	Directional Gain (dBi)	Limit (dBm/MHz)	Result
		Ant0	Ant1					
CH50	5250	-6.243	-6.239	0.49	-2.74	9	14	Pass
CH144	5570	-8.459	-8.686	0.49	-5.07	9	14	Pass

Mode 20: Transmit by 802.11ax(160MHz) with Beam-forming by ant0+1+2+3										
Channel No.	Frequency (MHz)	Measurement Power Spectral Density (dBm/MHz)				Duty factor	Total Measurement PSD (dBm/500kHz)	Directional Gain (dBi)	Limit (dBm/MHz)	Result
		Ant0	Ant1	Ant2	Ant3					
CH50	5250	-10.850	-11.666	-11.368	-11.283	0.49	-4.77	12	11	Pass
CH144	5570	-11.243	-11.475	-10.527	-10.993	0.49	-4.53	12	11	Pass

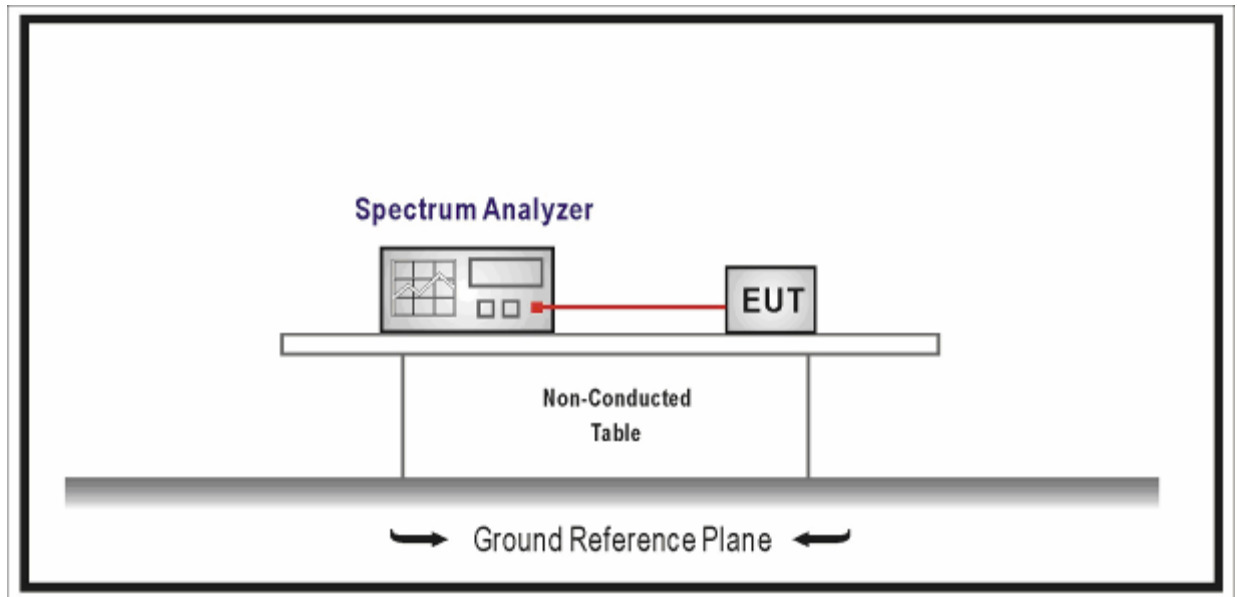
9. Band Edge

9.1. Test Equipment

Band Edge / TR-8					
Instrument	Manufacturer	Type No.	Serial No.	Cal. Date	Cal. Due Date
Spectrum Analyzer	Agilent	N9010A	MY48030494	2018.02.04	2019.02.03
EXA Spectrum Analyzer	Keysight	N9010A	MY55370495	2019.04.09	2019.04.08
MXA Signal Analyzer	Keysight	N9020A	MY56060147	2019.04.09	2019.04.08
Temperature/Humidity Meter	zhichen	ZC1-2	TR8-TH	2018.04.10	2019.04.09

Note: All equipment are calibrated with traceable calibrations. Each calibration is traceable to the national or international standards.

9.2. Test Setup



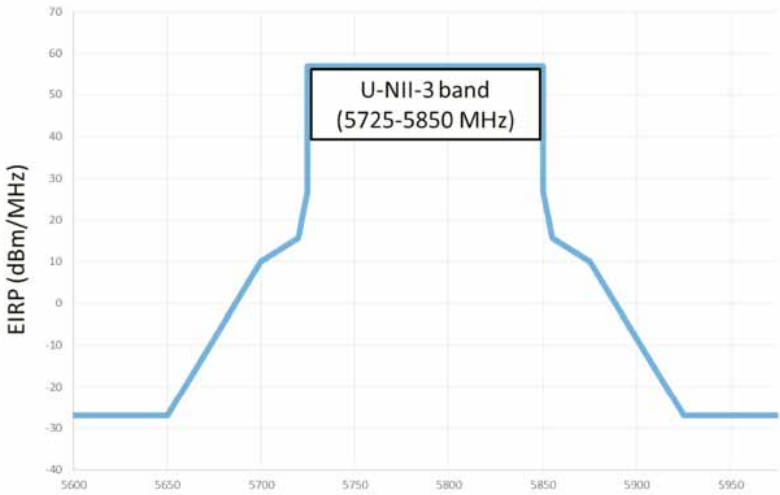
9.3. Limit

FCC Part 15 Subpart C Paragraph 15.209 (Restricted Band Emissions Limit)		
Frequency (MHz)	Distance (m)	Level (dBµV/m)
0.009-0.490	300	2400/F(kHz)
0.490-1.705	30	24000/F(kHz)
1.705-30.0	30	30
30-88	3	100**
88-216	3	150**
216-960	3	200**
Above 960	3	500

Note 1: At frequencies below 30 MHz, measurements may be performed at a distance closer than that specified in the regulations; however, an attempt should be made to avoid making measurements in the near field. Pending the development of an appropriate measurement procedure for measurements performed below 30 MHz, when performing measurements at a closer distance than specified, the results shall be extrapolated to the specified distance by either making measurements at a minimum of two distances on at least one radial to determine the proper extrapolation factor or by using the square of an inverse linear distance extrapolation factor (40 dB/decade).

Note 2: At frequencies at or above 30 MHz, measurements may be performed at a distance other than what is specified provided: measurements are not made in the near field except where it can be shown that near field measurements are appropriate due to the characteristics of the device; and it can be demonstrated that the signal levels needed to be measured at the distance employed can be detected by the measurement equipment. Measurements shall not be performed at a distance greater than 30 meters unless it can be further demonstrated that measurements at a distance of 30 meters or less are impractical. When performing measurements at a distance other than that specified, the results shall be extrapolated to the specified distance using an extrapolation factor of 20 dB/decade (inverse linear-distance for field strength measurements; inverse-linear-distance-squared for power density measurements).

FCC Part 15 Subpart C Paragraph 15.205 (Restricted Band)			
Frequency (MHz)	Frequency (MHz)	Frequency (MHz)	Frequency (MHz)
0.090 – 0.110	16.42 – 16.423	399.9 – 410	4.5 – 5.15
0.495 – 0.505	16.69475 – 16.69525	608 – 614	5.35 – 5.46
2.1735 – 2.1905	16.80425 – 16.80475	960 – 1240	7.25 – 7.75
4.125 – 4.128	25.5 – 25.67	1300 – 1427	8.025 – 8.5
4.17725 – 4.17775	37.5 – 38.25	1435 – 1626.5	9.0 – 9.2
4.20725 – 4.20775	73 – 74.6	1645.5 – 1646.5	9.3 – 9.5
6.215 – 6.218	74.8 – 75.2	1660 – 1710	10.6 – 12.7
6.26775 – 6.26825	108 – 121.94	1718.8 – 1722.2	13.25 – 13.4
6.31175 – 6.31225	123 – 138	2200 – 2300	14.47 – 14.5
8.291 – 8.294	149.9 – 150.05	2310 – 2390	15.35 – 16.2
8.362 – 8.366	156.52475 – 156.52525	2483.5 – 2500	17.7 – 21.4
8.37625 – 8.38675	156.7 – 156.9	2690 – 2900	22.01 – 23.12
8.81425 – 8.81475	162.0125 – 167.17	3260 – 3267	23.6 – 24.0
12.29 – 12.293	167.72 – 173.2	3332 – 3339	31.2 – 31.8
12.51975–12.52025	240 – 285	3345.8 – 3358	36.43 – 36.5
12.57675–12.57725	322 – 335.4	3600 – 4400	
13.36 – 13.41			


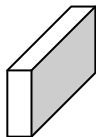
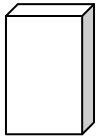
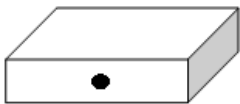
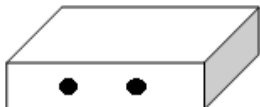
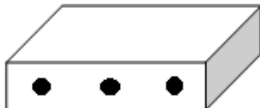
FCC Part 15 Subpart C Paragraph 15.407(5)(b) (Unrestricted Band Emissions Limit)		
Operating Frequency Band (MHz)	EIRP Limit (dBm/MHz)	Equivalent Field Strength at 3m (dB μ V/m)
5150 - 5250	-27	68.3
5250 - 5350	-27	68.3
5470 - 5725	-27	68.3
Operating Frequency Band (MHz)	EIRP Limit (dBm/MHz)	
5725 - 5850	 <p>U-NII-3 band (5725-5850 MHz)</p>	

9.4. Test Procedure

Test Method				
	References Rule	Chapter	Description	
<input type="checkbox"/>	ANSI C63.10	12.7.3	Emissions in non-restricted frequency bands	
<input checked="" type="checkbox"/>	ANSI C63.10	12.7.2	Emissions in restricted frequency bands	
	<input type="checkbox"/>	ANSI C63.10	12.7.5	Radiated emission measurements
	<input type="checkbox"/>	ANSI C63.10	12.7.6	Procedure for peak unwanted emissions measurements above 1000 MHz
	<input type="checkbox"/>	ANSI C63.10	12.7.7	Procedures for average unwanted emissions measurements above 1000 MHz
	<input type="checkbox"/>	ANSI C63.10	12.7.7.2	Method AD (average detection)—primary method
	<input type="checkbox"/>	ANSI C63.10	12.7.7.3	Method VB-A (Alternative)
	<input type="checkbox"/>	ANSI C63.10	6.4	Radiated emissions from unlicensed wireless devices below 30 MHz
	<input type="checkbox"/>	ANSI C63.10	6.5	Radiated emissions from unlicensed wireless devices in the frequency range of 30 MHz to 1000 MHz
	<input type="checkbox"/>	ANSI C63.10	6.6	Radiated emissions from unlicensed wireless devices above 1 GHz
	<input checked="" type="checkbox"/>	ANSI C63.10	11.12.2	Antenna-port conducted measurements
	<input type="checkbox"/>	ANSI C63.10	11.12.2.3	Quasi-peak measurement procedure
	<input checked="" type="checkbox"/>	ANSI C63.10	11.12.2.4	Peak power measurement procedure
	<input checked="" type="checkbox"/>	ANSI C63.10	11.12.2.5	Average power measurement procedures
	<input type="checkbox"/>	ANSI C63.10	11.12.2.5.1	Trace averaging with continuous EUT transmission at full power
	<input type="checkbox"/>	ANSI C63.10	11.12.2.5.2	Trace averaging across ON and OFF times of the EUT transmissions followed by duty cycle correction
<input checked="" type="checkbox"/>	ANSI C63.10	11.12.2.5.3	Reduced VBW averaging across ON and OFF times of the EUT transmissions with max hold	
<input type="checkbox"/>	FCC KDB 789033 D02v02r01	G.2	Unwanted Emissions that fall Outside of the Restricted Bands	
<input type="checkbox"/>	FCC KDB 789033	G.1	Unwanted Emissions in the Restricted Bands	

	D02v02r01			
<input type="checkbox"/>	FCC KDB 789033 D02v02r01	G.4	Procedure for Unwanted Emissions Measurements below 1000 MHz	
<input type="checkbox"/>	FCC KDB 789033 D02v02r01	G.5	Procedure for Unwanted Maximum Emissions Measurements above 1000 MHz	
<input type="checkbox"/>	FCC KDB 789033 D02v02r01	G.6	Procedures for Average Unwanted Emissions Measurements above 1000 MHz	
<input type="checkbox"/>	FCC KDB 789033 D02v02r01	G.6.c	Method AD (Average detection)—primary method	
<input type="checkbox"/>	FCC KDB 789033 D02v02r01	G.6.d	Method VB (Averaging using reduced video bandwidth): Alternative method.	

9.5. EUT test Axis definition

Item	Band Edge			
Device Category	<input checked="" type="checkbox"/>	Indoor use		
	<input type="checkbox"/>	Outdoor use		
	<input type="checkbox"/>	Fix position use		
	<input type="checkbox"/>	Client use		
Test mode	Mode 1-20			
Test method	<input type="checkbox"/>	Radiated		
		X Axis	Y Axis	Z Axis
				
		Worst Axis <input type="checkbox"/>	Worst Axis <input type="checkbox"/>	Worst Axis <input type="checkbox"/>
	<input checked="" type="checkbox"/>	Conducted		
	<input type="checkbox"/>	Chain 1		
				
	<input checked="" type="checkbox"/>	Chain 1	Chain 2	
				
	<input type="checkbox"/>	Chain 1	Chain 2	Chain 3
				

9.6. Test Result

AV-Ant 0+1 with CDD:

Band I AV Limit=54 dBuV/m-95.2-10lg2 (2tx) -9 (Directional Gain =-53.2dbm

5180MHz by 802.11a:



5320MHz by 802.11a:



5500MHz by 802.11a:



5180MHz by 802.11n(20MHz):



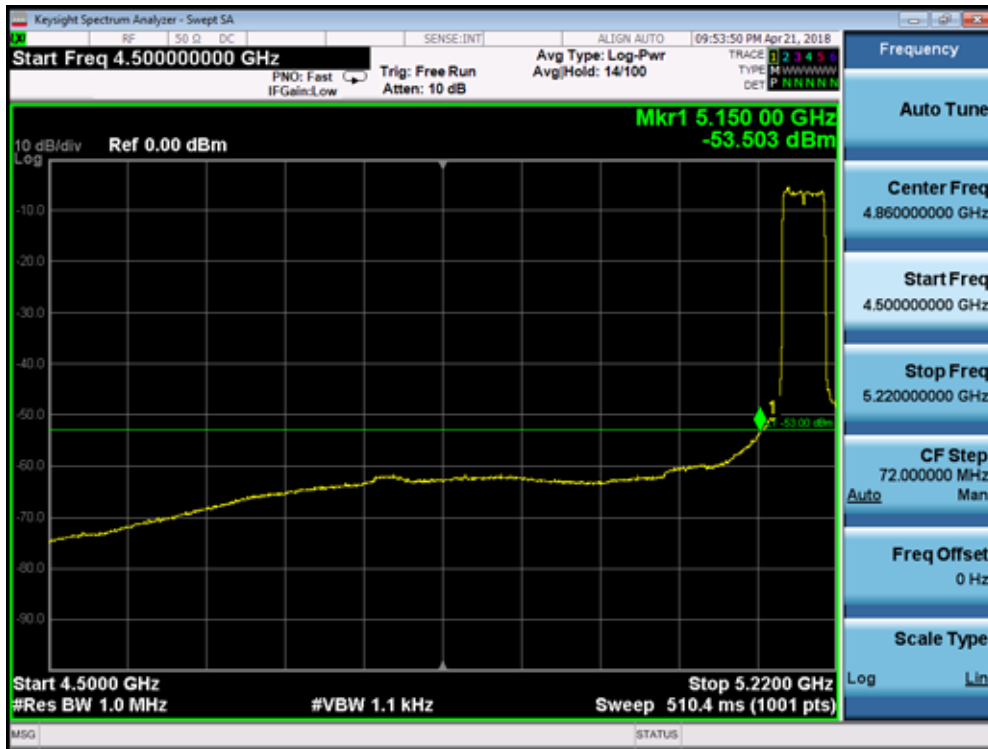
5320MHz by 802.11n(20MHz):



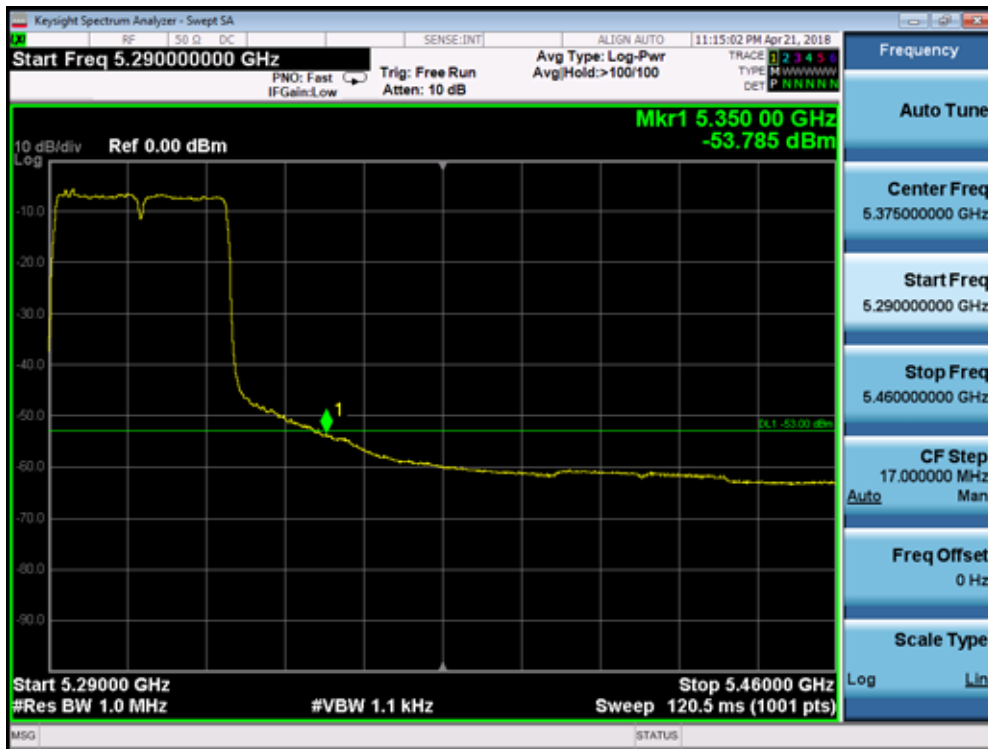
5500MHz by 802.11n(20MHz):



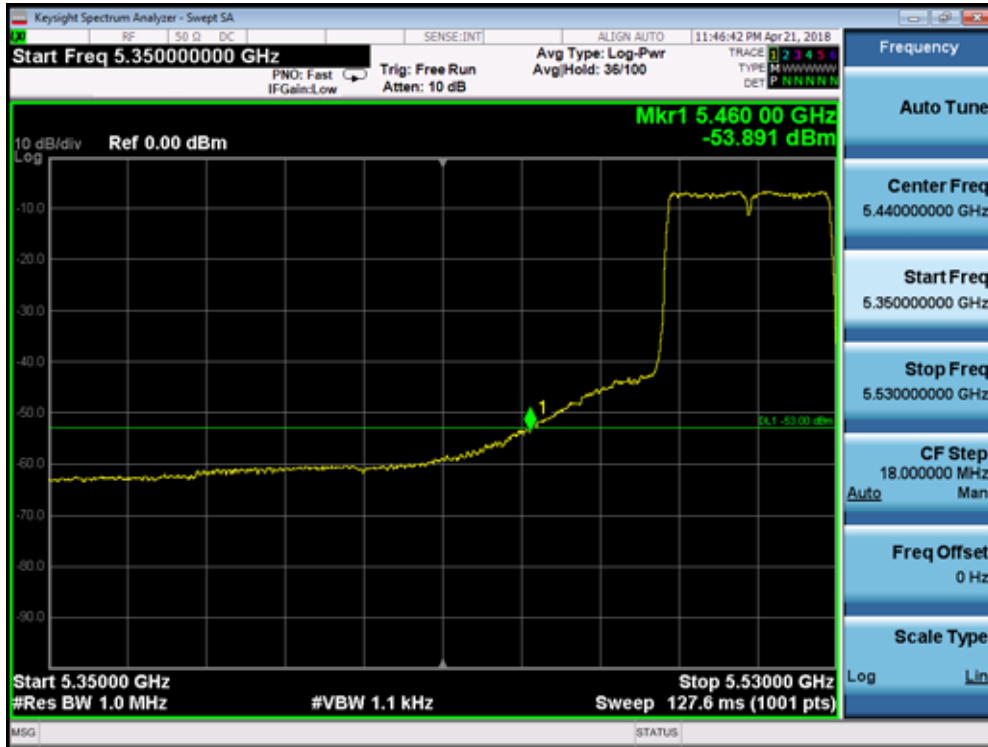
5190MHz by 802.11n(40MHz):



5310MHz by 802.11n(40MHz):



5510MHz by 802.11n(40MHz):



5180MHz by 802.11ac(20MHz):



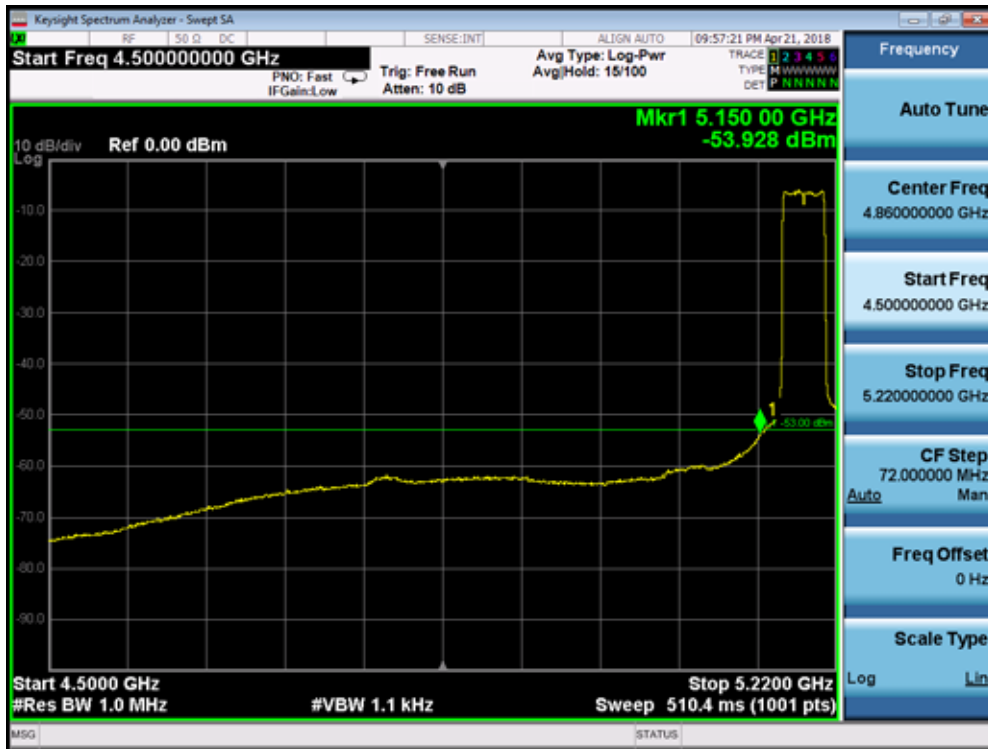
5320MHz by 802.11ac(20MHz):



5500MHz by 802.11ac(20MHz):



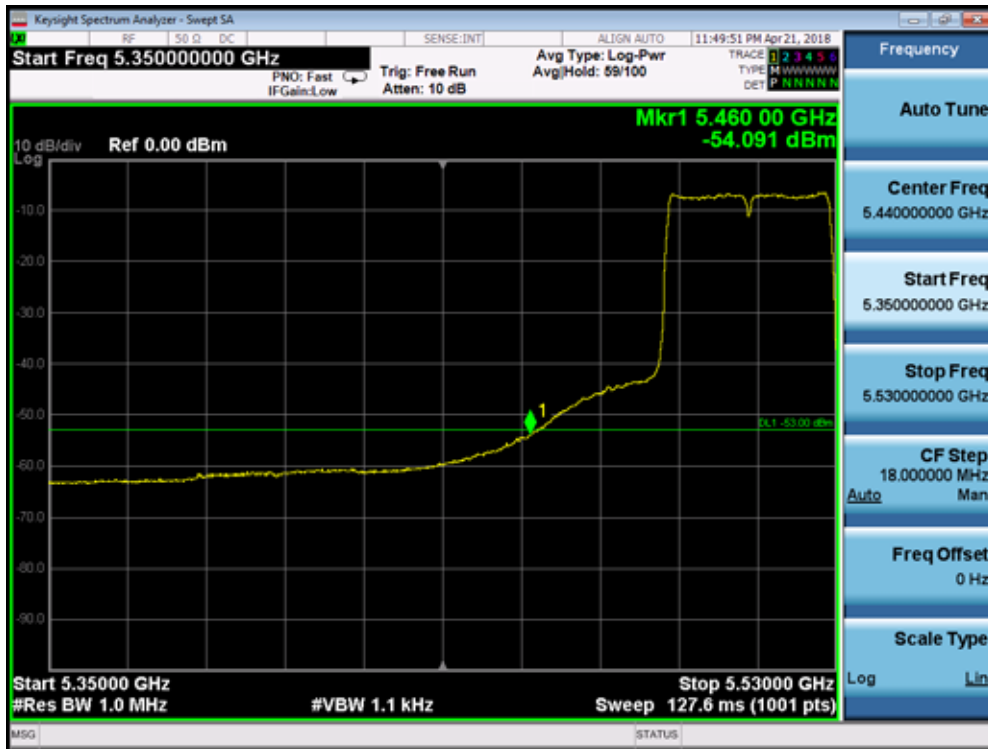
5190MHz by 802.11ac(40MHz):



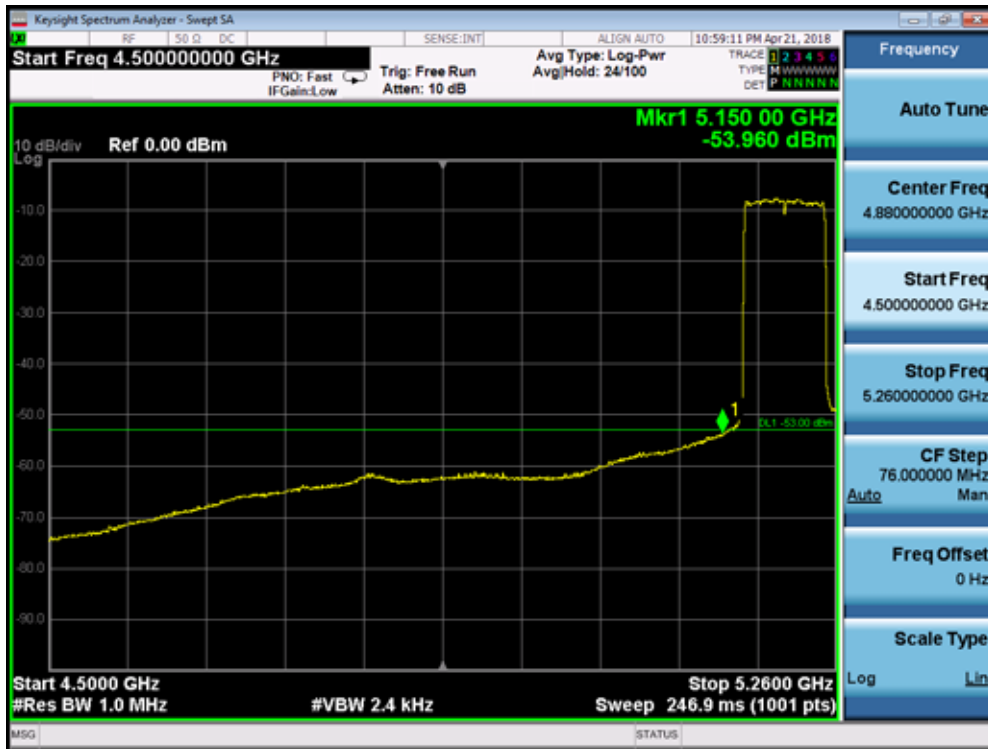
5310MHz by 802.11ac(40MHz):



5510MHz by 802.11ac(40MHz):



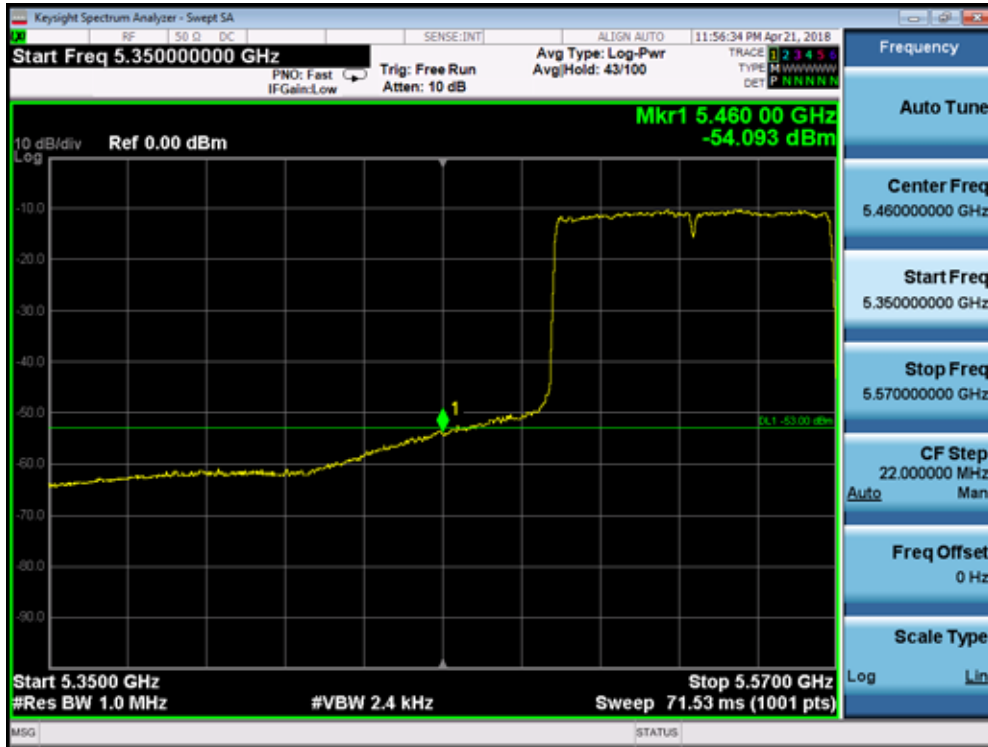
5210MHz by 802.11ac(80MHz):



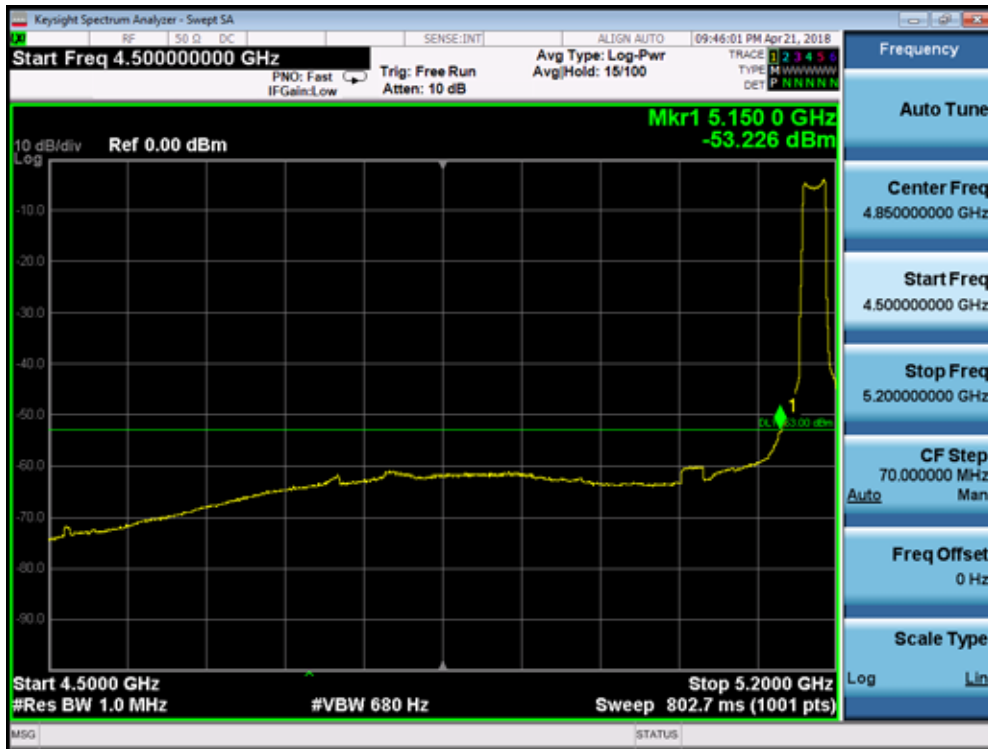
5290MHz by 802.11ac(80MHz):



5530MHz by 802.11ac(80MHz):



5180MHz by 802.11ax(20MHz):



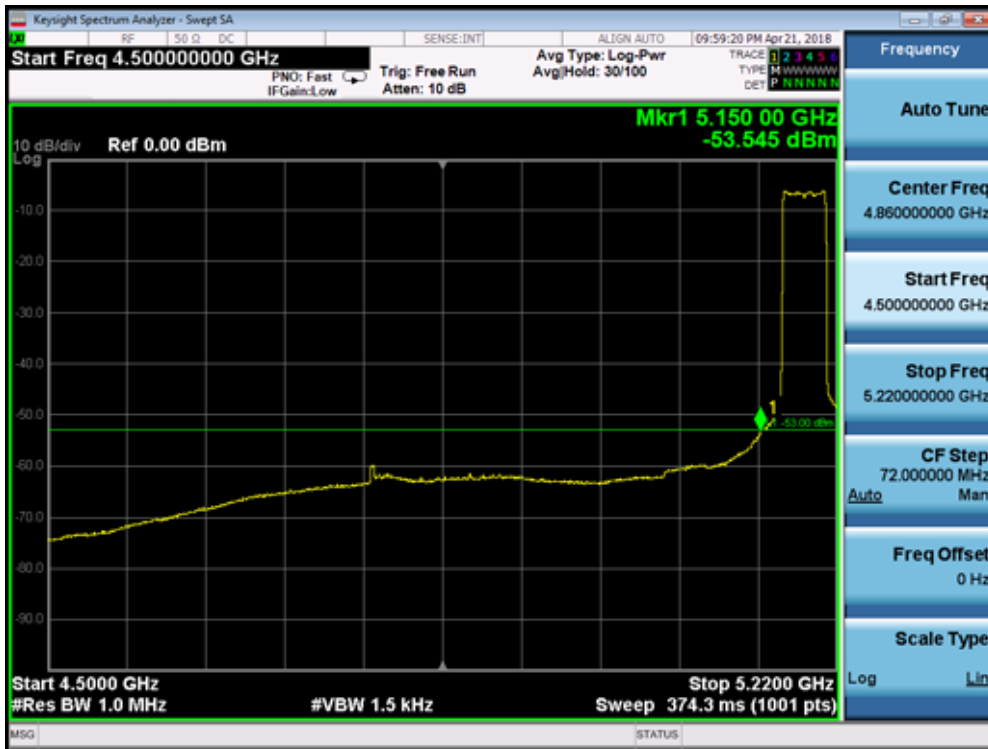
5320MHz by 802.11ax(20MHz):



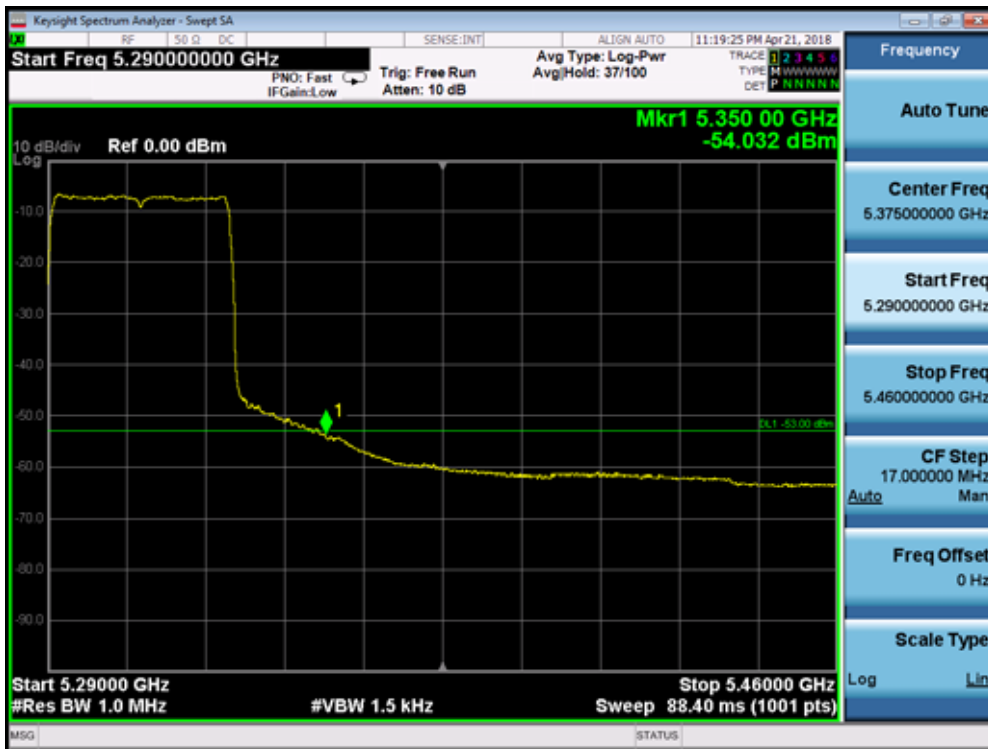
5500MHz by 802.11ax(20MHz):



5190MHz by 802.11ax(40MHz):



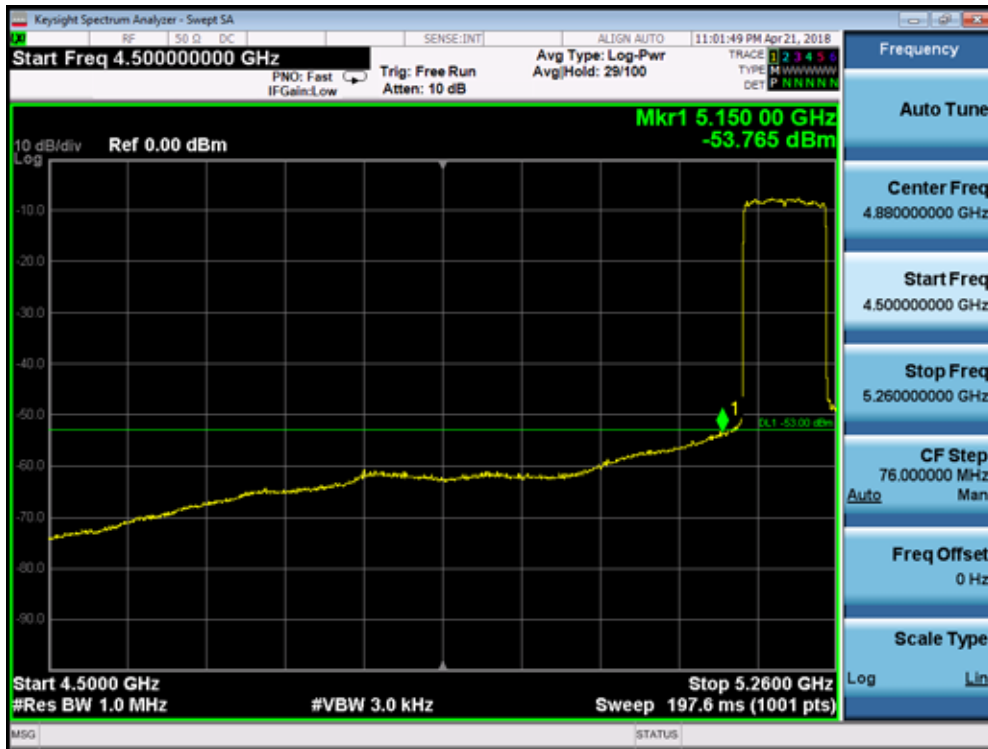
5310MHz by 802.11ax(40MHz):



5510MHz by 802.11ax(40MHz):



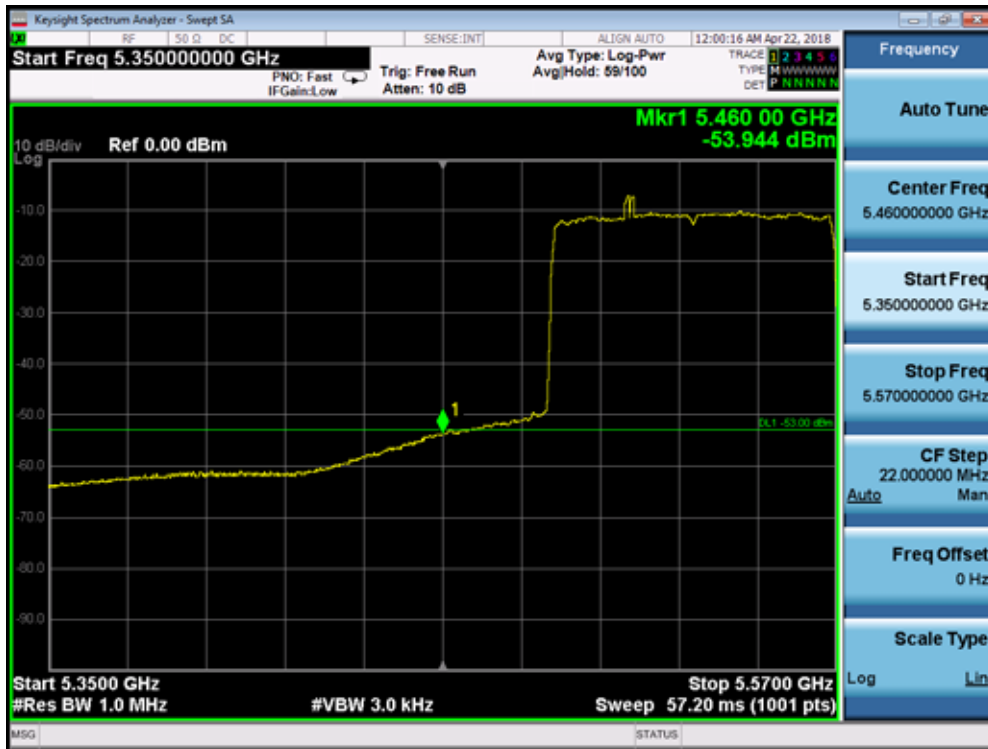
5210MHz by 802.11ax(80MHz):



5290MHz by 802.11ax(80MHz):



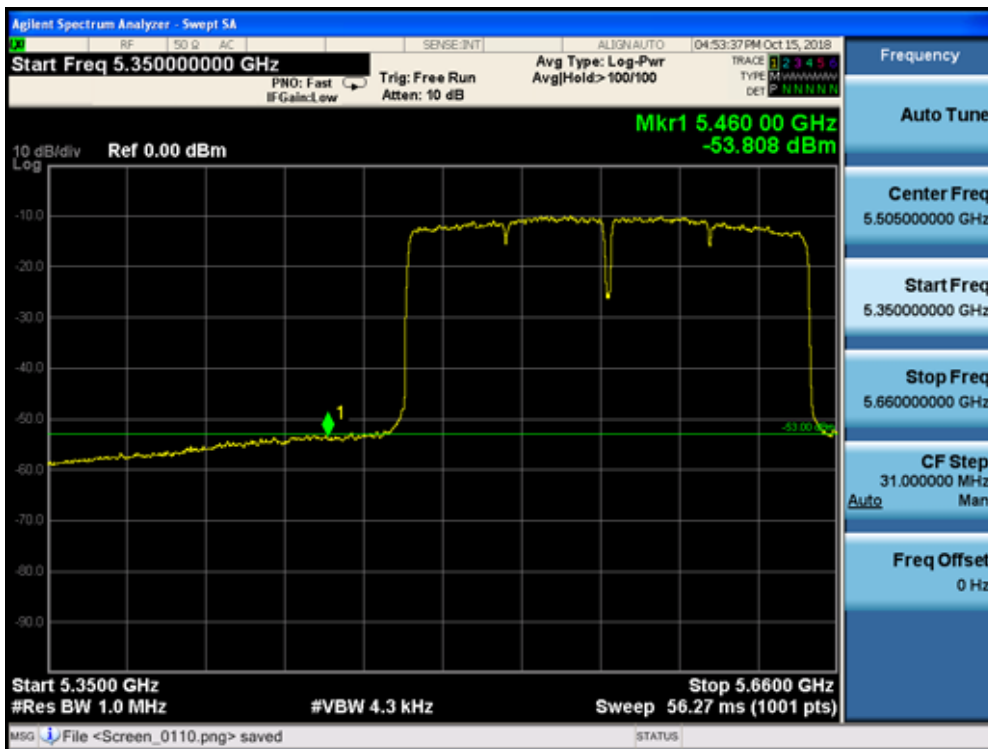
5530MHz by 802.11ax(80MHz):



5250MHz by 802.11ax(160MHz):



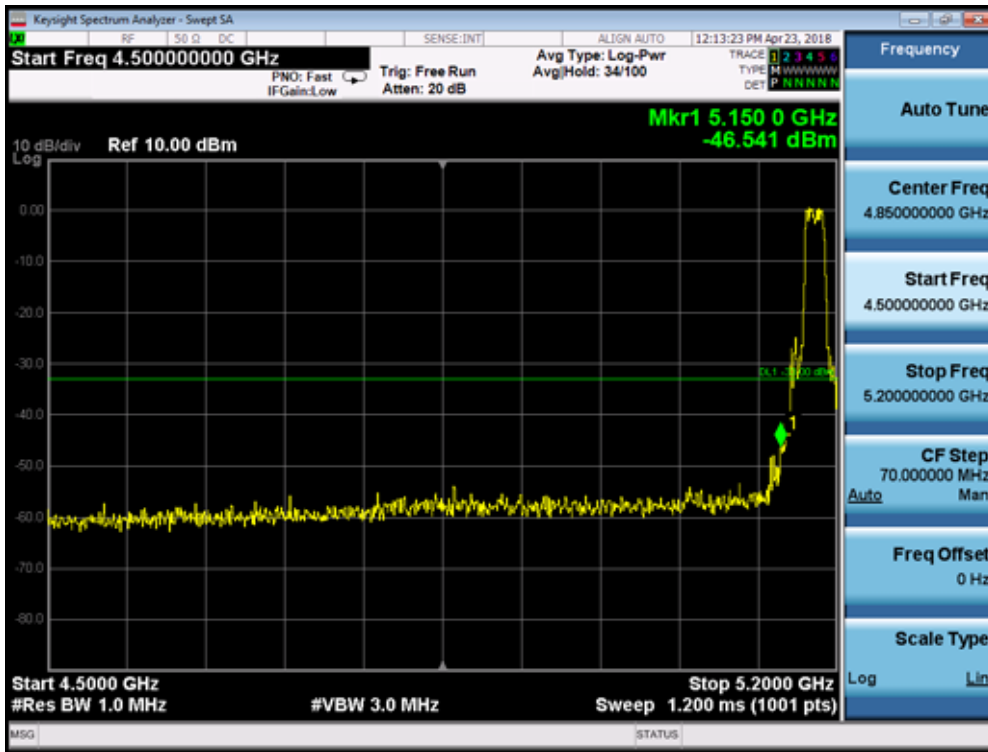
5570MHz by 802.11ax(160MHz):



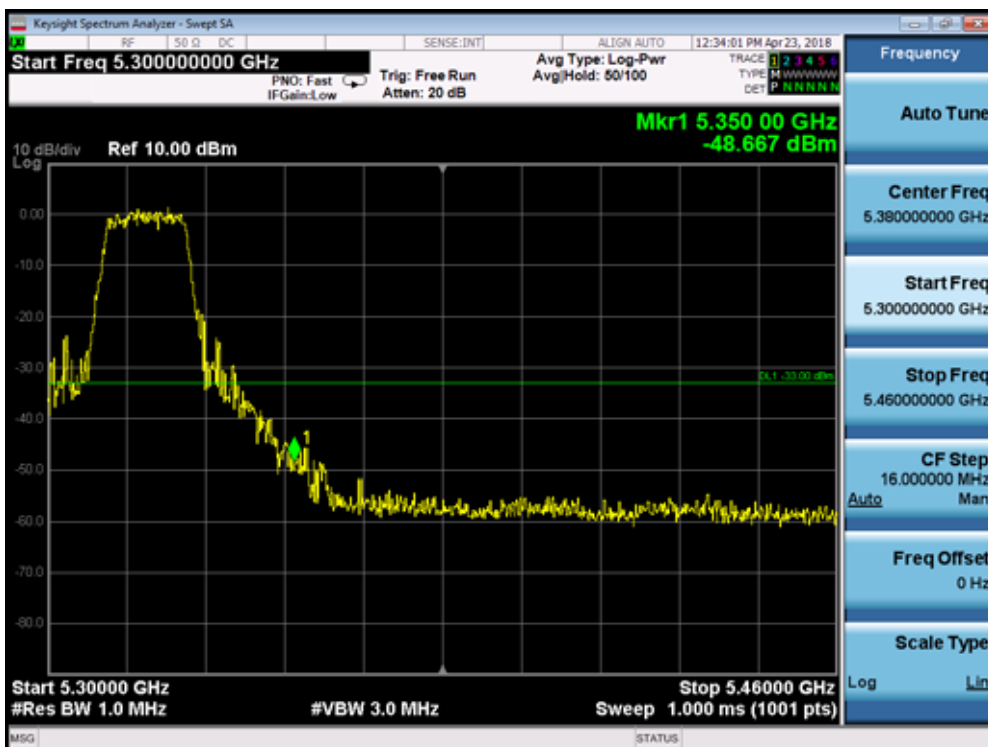
PK-Ant 0+1 with CDD:

Band I PK Limit=74 dBuV/m-95.2-10lg2 (2tx) -9 (Directional Gain) =-33.2dbm

5180MHz by 802.11a:



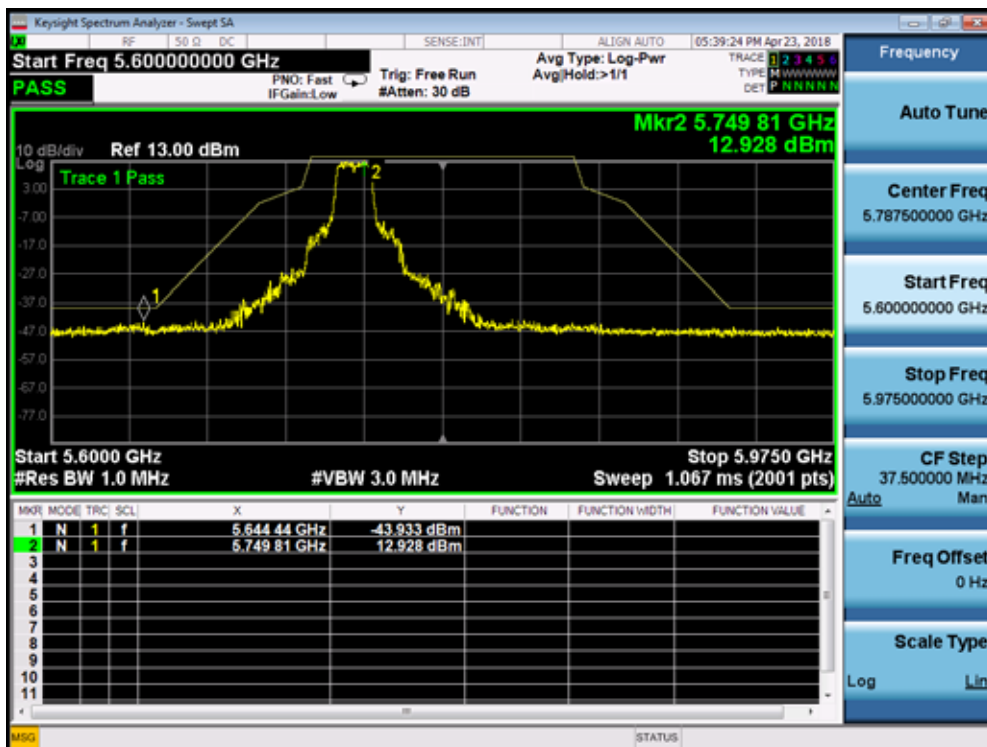
5320MHz by 802.11a:



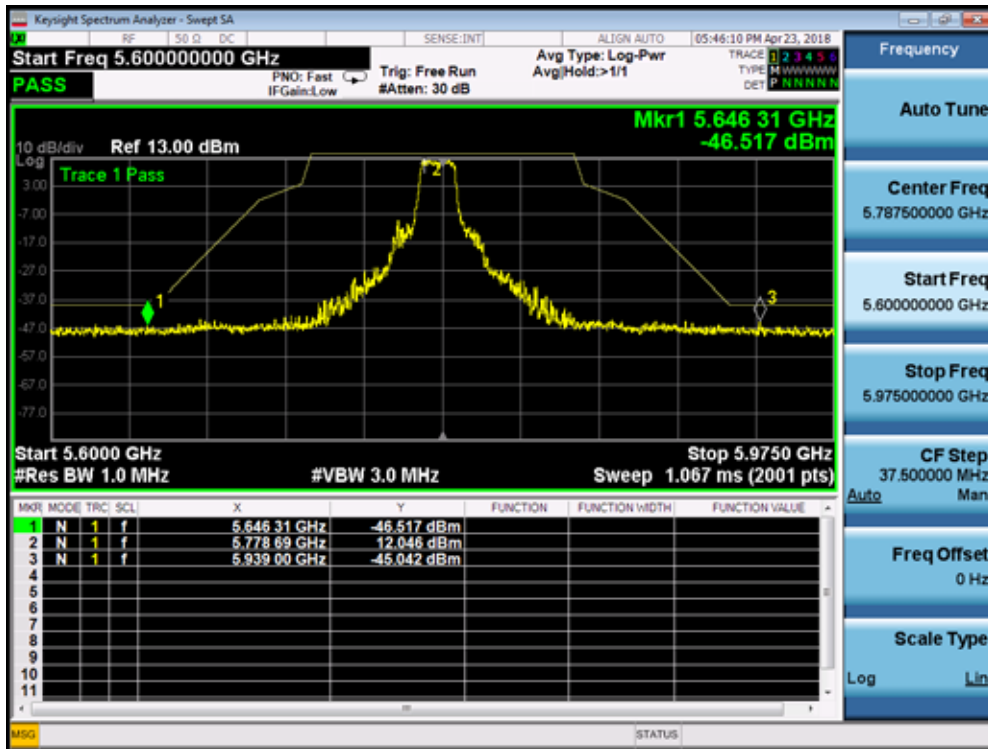
5500MHz by 802.11a:



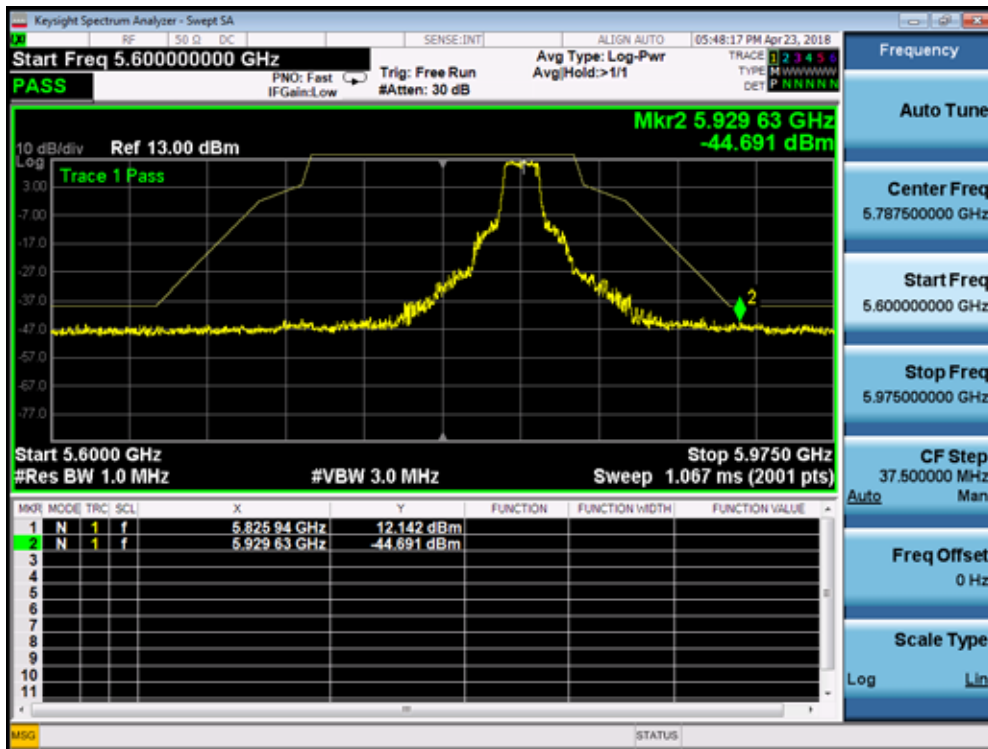
5745MHz by 802.11a:



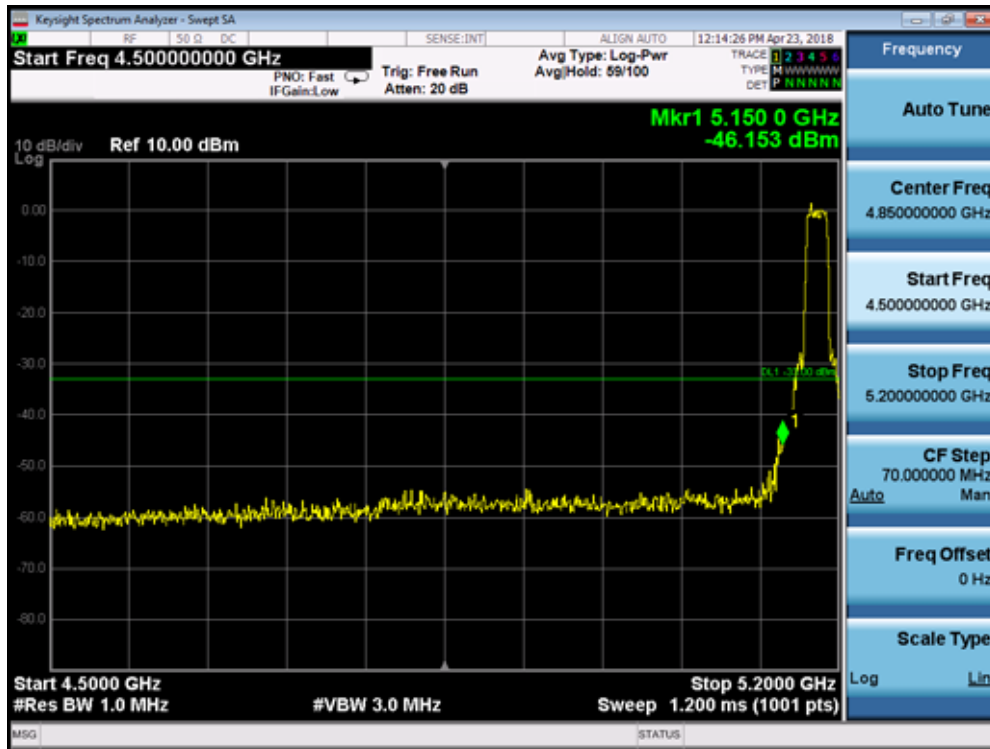
5785MHz by 802.11a:



5825MHz by 802.11a:



5180MHz by 802.11n(20MHz):



5320MHz by 802.11n(20MHz):

