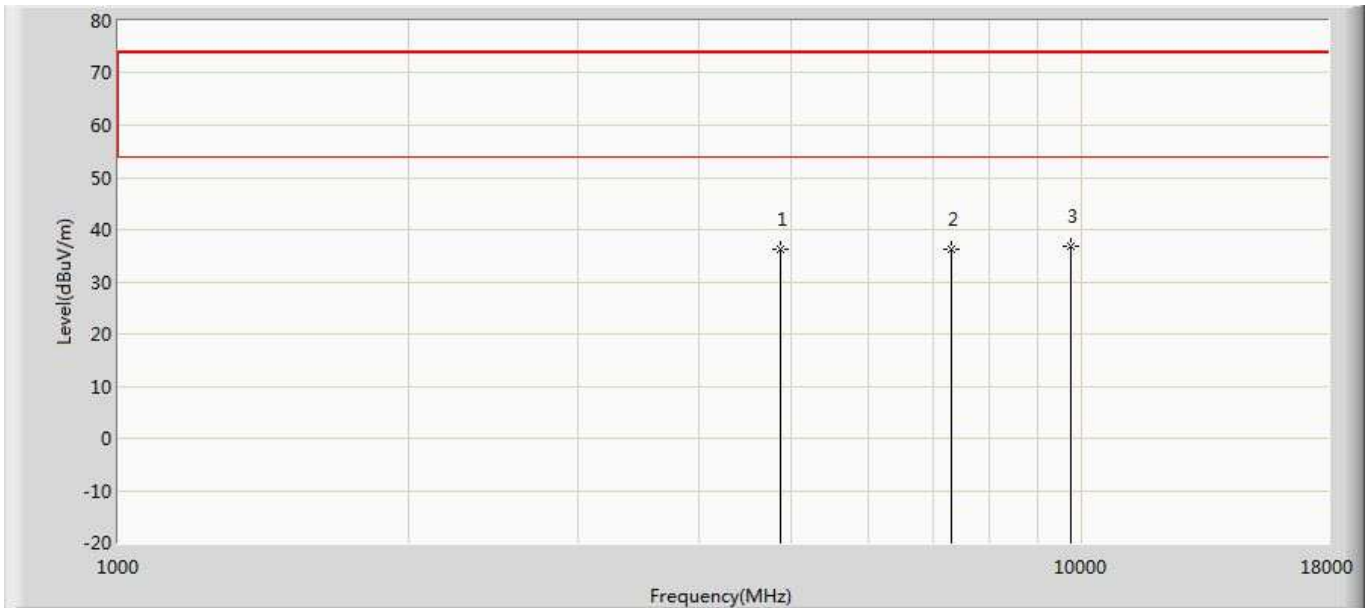
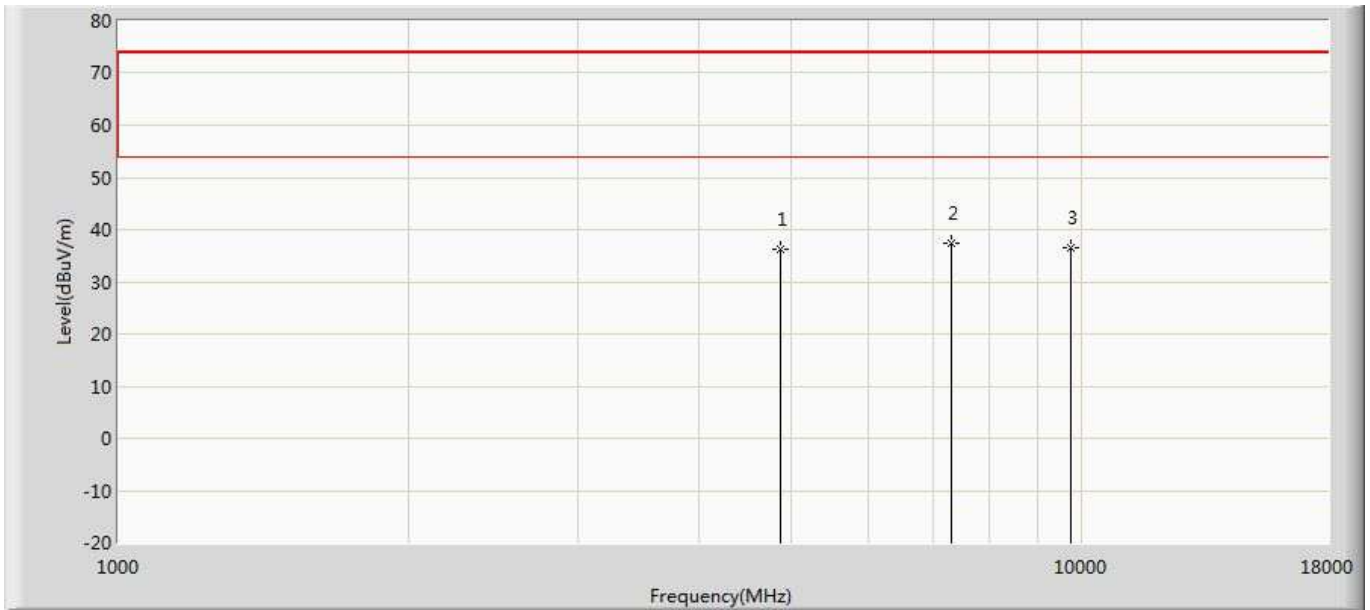


Profile: AP650	Page No.: 69
Engineer: Damon	
Site: AC5	Time: 2018/07/12 - 13:40
Limit: FCC_Part15.209_RE(3m)	Margin: 0
Probe: Horn_3117_00167055(1-18GHz)	Polarity: Horizontal
EUT: Wireless Access Point	Power: AC 120V/60Hz
Note: Mode 4:Transmit at channel 2437MHz by 802.11N40 2X2 With CDD	



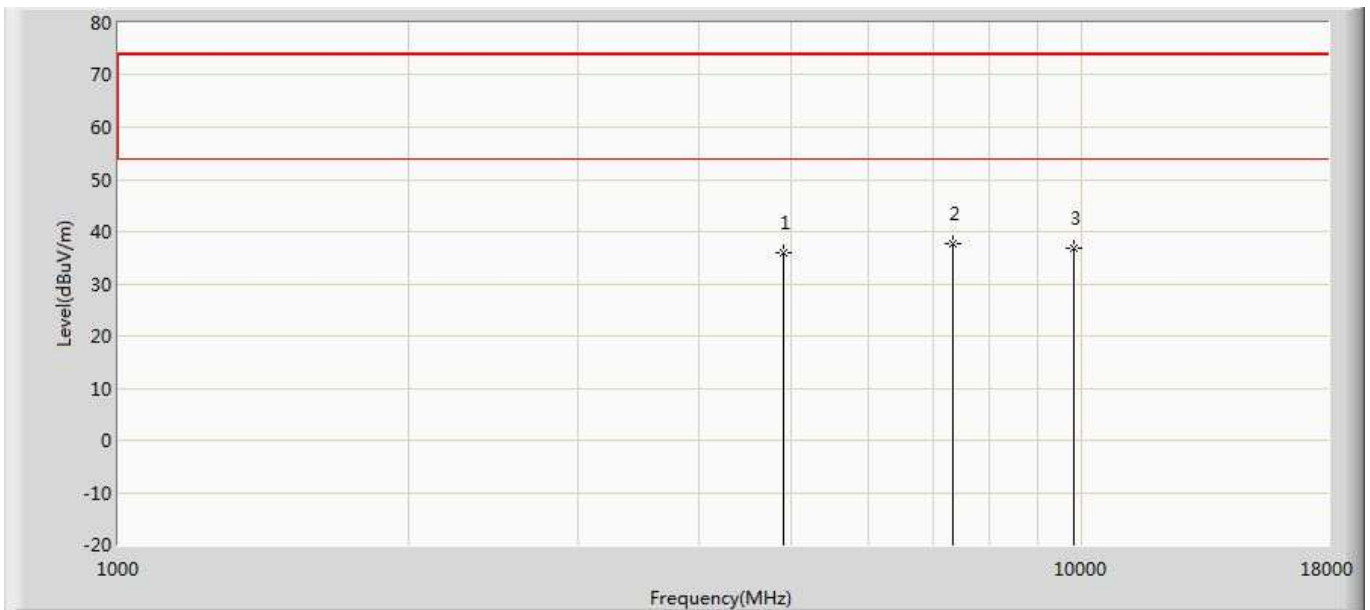
No	Mark	Frequency (MHz)	Measure Level (dBuV/m)	Reading Level (dBuV)	Over Limit (dB)	Limit (dBuV/m)	Factor (dB)	Type
1		4874.000	36.294	44.652	-37.706	74.000	-8.358	PK
2		7311.000	36.318	41.158	-37.682	74.000	-4.840	PK
3	*	9748.000	36.790	37.856	-37.210	74.000	-1.066	PK

Profile: AP650	Page No.: 70
Engineer: Damon	
Site: AC5	Time: 2018/07/12 - 13:41
Limit: FCC_Part15.209_RE(3m)	Margin: 0
Probe: Horn_3117_00167055(1-18GHz)	Polarity: Vertical
EUT: Wireless Access Point	Power: AC 120V/60Hz
Note: Mode 4:Transmit at channel 2437MHz by 802.11N40 2X2 With CDD	



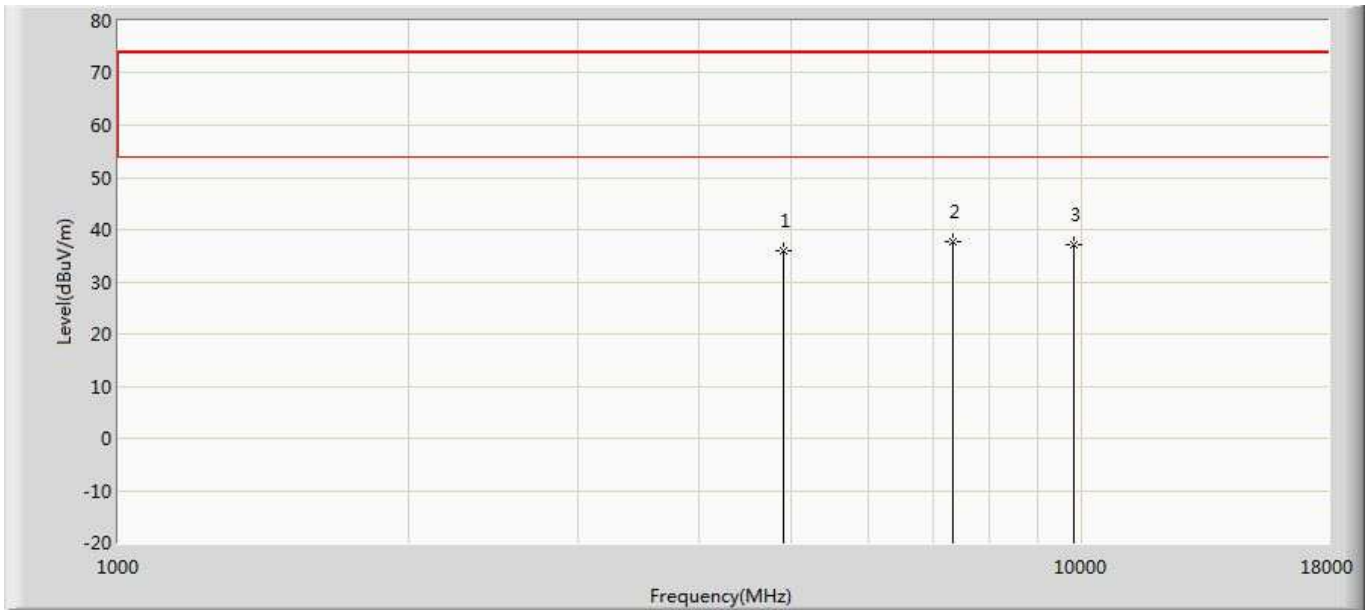
No	Mark	Frequency (MHz)	Measure Level (dBuV/m)	Reading Level (dBuV)	Over Limit (dB)	Limit (dBuV/m)	Factor (dB)	Type
1		4874.000	36.165	44.523	-37.835	74.000	-8.358	PK
2	*	7311.000	37.372	42.212	-36.628	74.000	-4.840	PK
3		9748.000	36.475	37.541	-37.525	74.000	-1.066	PK

Profile: AP650	Page No.: 71
Engineer: Damon	
Site: AC5	Time: 2018/07/12 - 13:41
Limit: FCC_Part15.209_RE(3m)	Margin: 0
Probe: Horn_3117_00167055(1-18GHz)	Polarity: Horizontal
EUT: Wireless Access Point	Power: AC 120V/60Hz
Note: Mode 4:Transmit at channel 2452MHz by 802.11N40 2X2 With CDD	



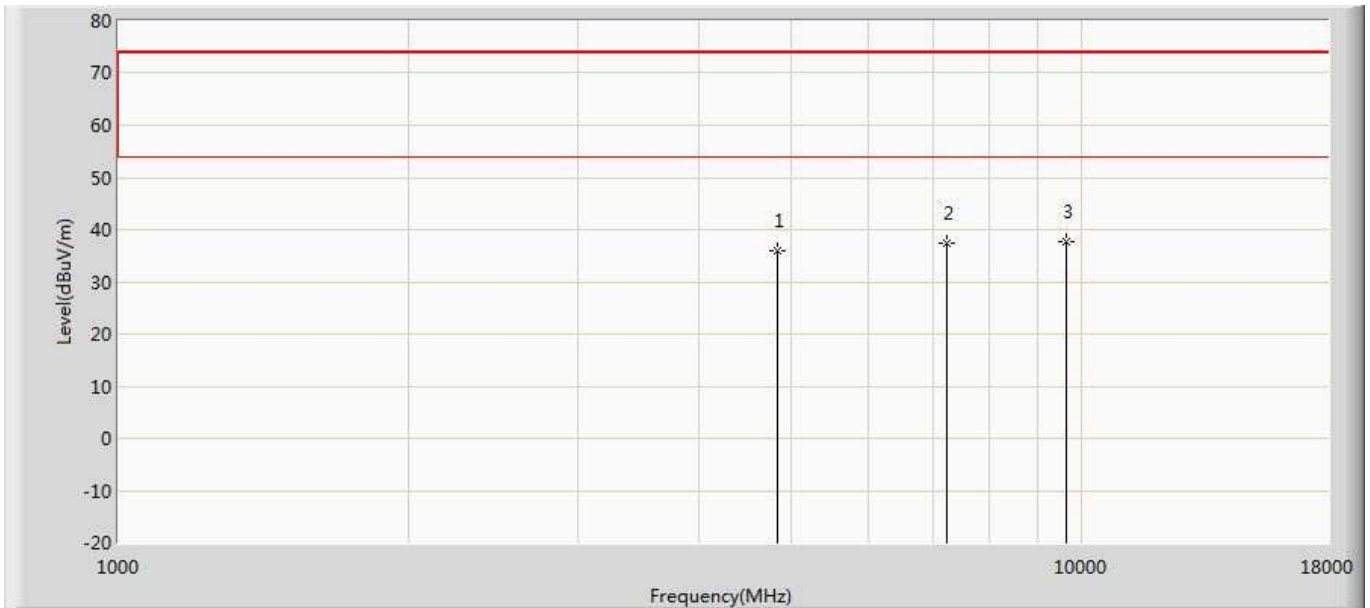
No	Mark	Frequency (MHz)	Measure Level (dBuV/m)	Reading Level (dBuV)	Over Limit (dB)	Limit (dBuV/m)	Factor (dB)	Type
1		4904.000	35.964	44.235	-38.036	74.000	-8.270	PK
2	*	7356.000	37.554	42.252	-36.446	74.000	-4.698	PK
3		9808.000	36.914	37.771	-37.086	74.000	-0.858	PK

Profile: AP650	Page No.: 72
Engineer: Damon	
Site: AC5	Time: 2018/07/12 - 13:42
Limit: FCC_Part15.209_RE(3m)	Margin: 0
Probe: Horn_3117_00167055(1-18GHz)	Polarity: Vertical
EUT: Wireless Access Point	Power: AC 120V/60Hz
Note: Mode 4:Transmit at channel 2452MHz by 802.11N40 2X2 With CDD	



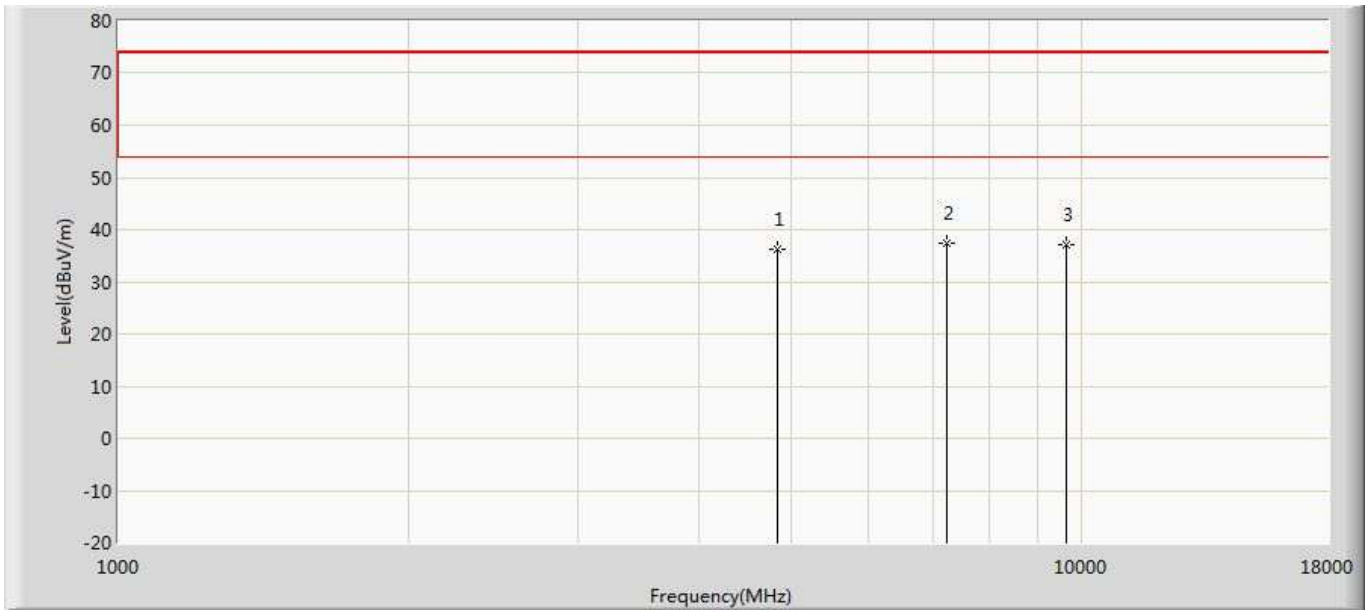
No	Mark	Frequency (MHz)	Measure Level (dBuV/m)	Reading Level (dBuV)	Over Limit (dB)	Limit (dBuV/m)	Factor (dB)	Type
1		4904.000	35.981	44.252	-38.019	74.000	-8.270	PK
2	*	7356.000	37.556	42.254	-36.444	74.000	-4.698	PK
3		9808.000	37.128	37.985	-36.872	74.000	-0.858	PK

Profile: AP650	Page No.: 73
Engineer: Damon	
Site: AC5	Time: 2018/07/12 - 13:43
Limit: FCC_Part15.209_RE(3m)	Margin: 0
Probe: Horn_3117_00167055(1-18GHz)	Polarity: Horizontal
EUT: Wireless Access Point	Power: AC 120V/60Hz
Note: Mode 1:Transmit at channel 2412MHz by 802.11B 4X4 With CDD	



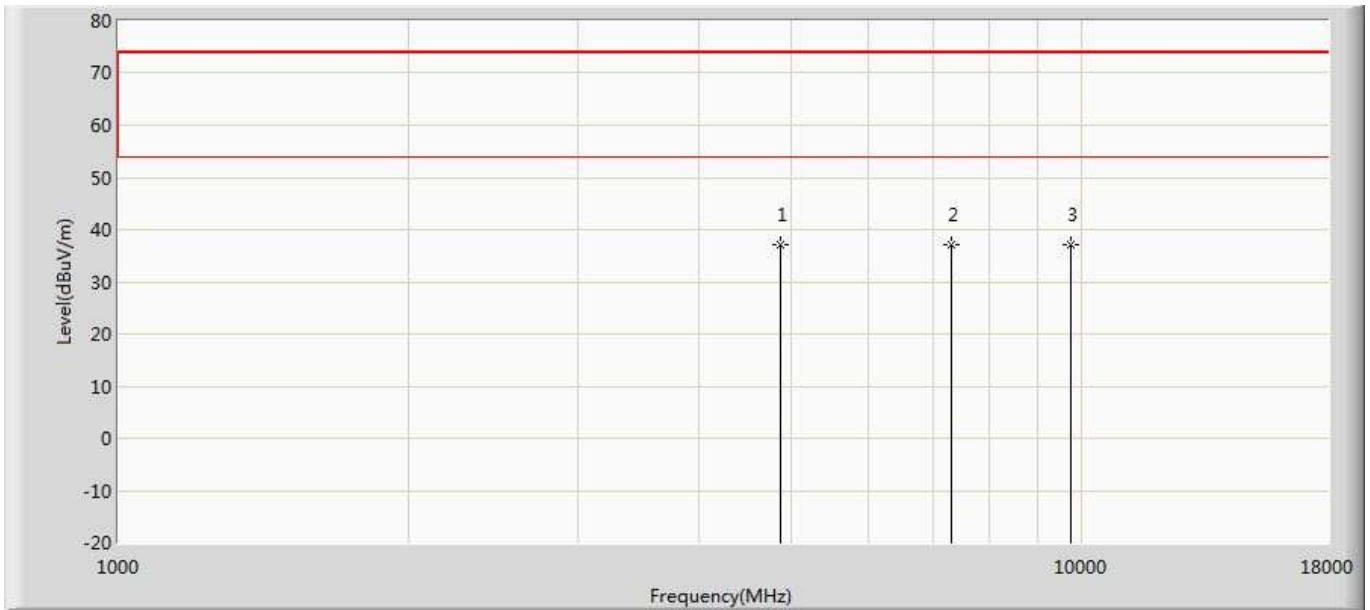
No	Mark	Frequency (MHz)	Measure Level (dBuV/m)	Reading Level (dBuV)	Over Limit (dB)	Limit (dBuV/m)	Factor (dB)	Type
1		4824.000	35.884	44.221	-38.116	74.000	-8.338	PK
2		7236.000	37.257	42.255	-36.743	74.000	-4.998	PK
3	*	9648.000	37.734	38.521	-36.266	74.000	-0.787	PK

Profile: AP650	Page No.: 74
Engineer: Damon	
Site: AC5	Time: 2018/07/12 - 14:41
Limit: FCC_Part15.209_RE(3m)	Margin: 0
Probe: Horn_3117_00167055(1-18GHz)	Polarity: Vertical
EUT: Wireless Access Point	Power: AC 120V/60Hz
Note: Mode 1:Transmit at channel 2412MHz by 802.11B 4X4 With CDD	



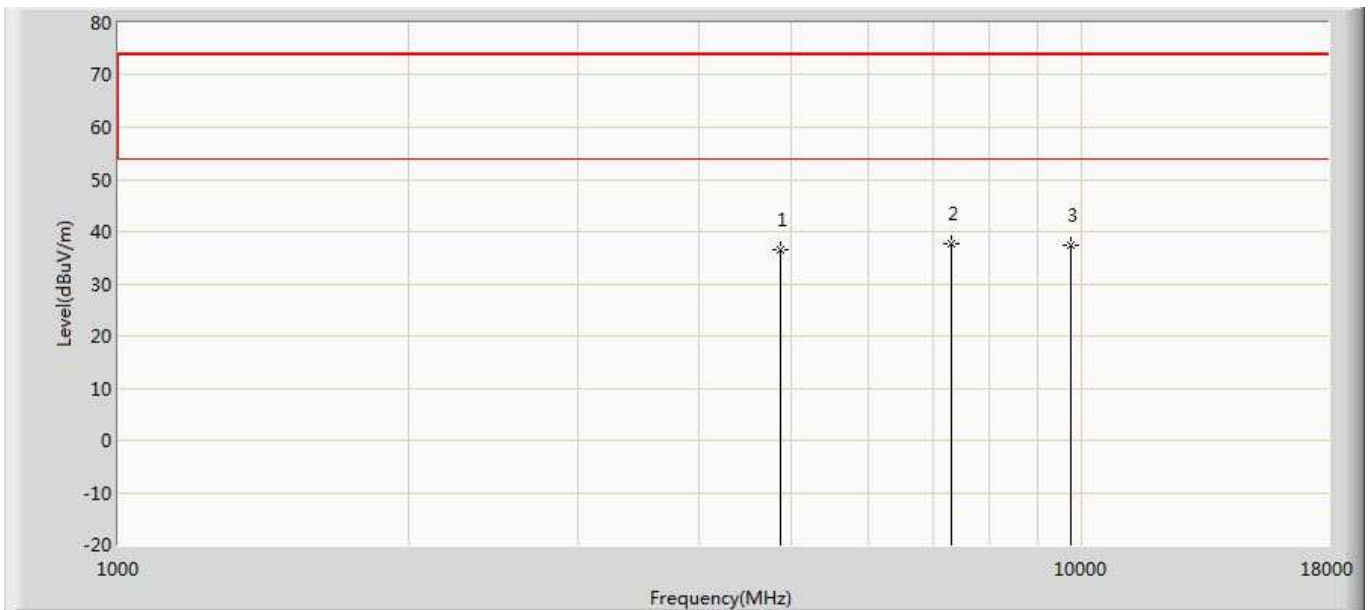
No	Mark	Frequency (MHz)	Measure Level (dBuV/m)	Reading Level (dBuV)	Over Limit (dB)	Limit (dBuV/m)	Factor (dB)	Type
1		4824.000	36.221	44.558	-37.779	74.000	-8.338	PK
2	*	7236.000	37.256	42.254	-36.744	74.000	-4.998	PK
3		9648.000	36.992	37.779	-37.008	74.000	-0.787	PK

Profile: AP650	Page No.: 75
Engineer: Damon	
Site: AC5	Time: 2018/07/12 - 14:42
Limit: FCC_Part15.209_RE(3m)	Margin: 0
Probe: Horn_3117_00167055(1-18GHz)	Polarity: Horizontal
EUT: Wireless Access Point	Power: AC 120V/60Hz
Note: Mode 1:Transmit at channel 2437MHz by 802.11B 4X4 With CDD	



No	Mark	Frequency (MHz)	Measure Level (dBuV/m)	Reading Level (dBuV)	Over Limit (dB)	Limit (dBuV/m)	Factor (dB)	Type
1		4874.000	37.168	45.526	-36.832	74.000	-8.358	PK
2	*	7311.000	37.226	42.066	-36.774	74.000	-4.840	PK
3		9748.000	37.185	38.251	-36.815	74.000	-1.066	PK

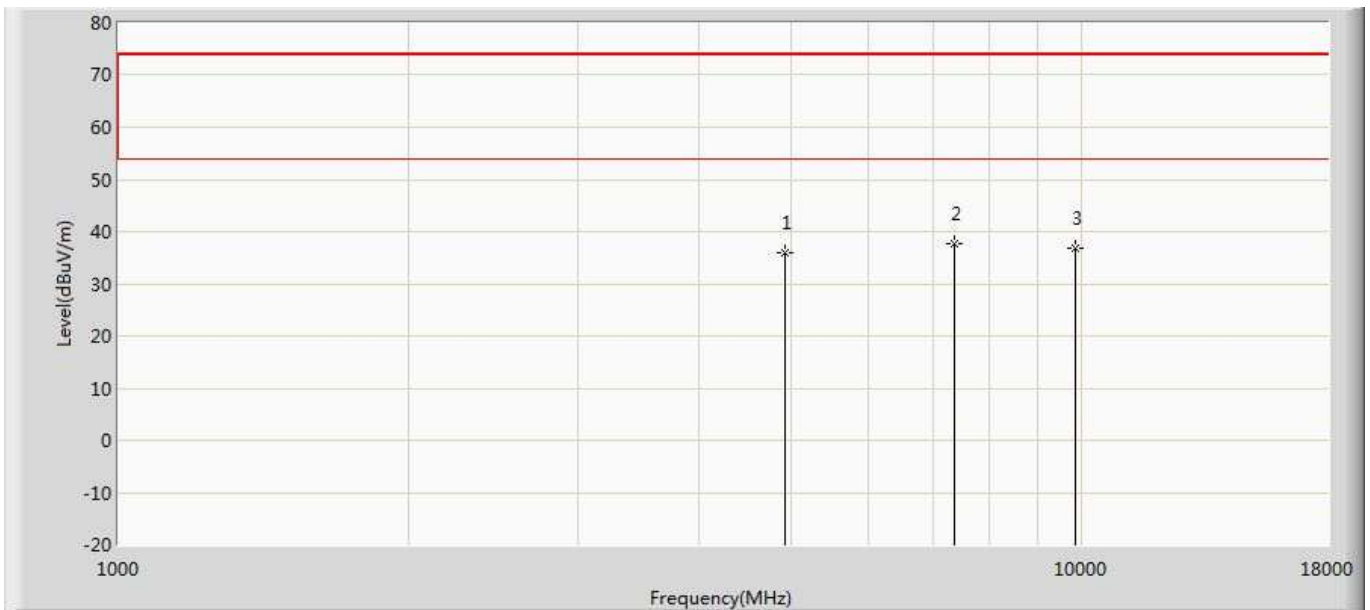
Profile: AP650	Page No.: 76
Engineer: Damon	
Site: AC5	Time: 2018/07/12 - 14:42
Limit: FCC_Part15.209_RE(3m)	Margin: 0
Probe: Horn_3117_00167055(1-18GHz)	Polarity: Vertical
EUT: Wireless Access Point	Power: AC 120V/60Hz
Note: Mode 1:Transmit at channel 2437MHz by 802.11B 4X4 With CDD	



No	Mark	Frequency (MHz)	Measure Level (dBuV/m)	Reading Level (dBuV)	Over Limit (dB)	Limit (dBuV/m)	Factor (dB)	Type
1		4874.000	36.383	44.741	-37.617	74.000	-8.358	PK
2	*	7311.000	37.686	42.526	-36.314	74.000	-4.840	PK
3		9748.000	37.359	38.425	-36.641	74.000	-1.066	PK

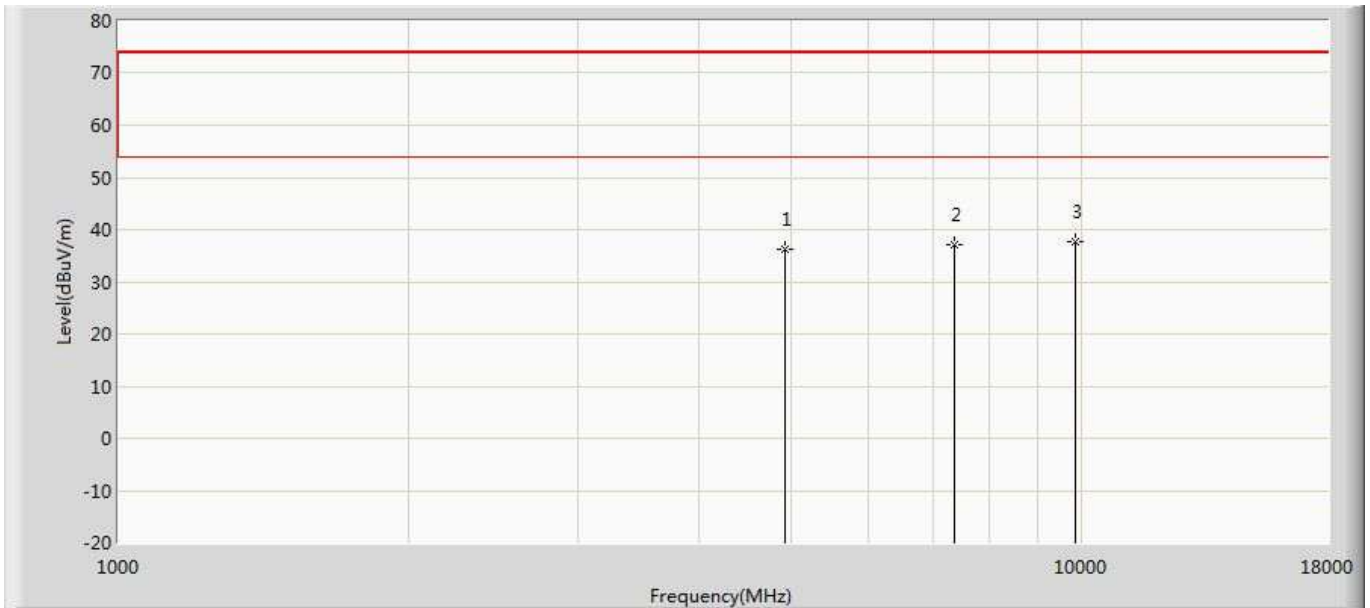


Profile: AP650	Page No.: 77
Engineer: Damon	
Site: AC5	Time: 2018/07/12 - 14:43
Limit: FCC_Part15.209_RE(3m)	Margin: 0
Probe: Horn_3117_00167055(1-18GHz)	Polarity: Horizontal
EUT: Wireless Access Point	Power: AC 120V/60Hz
Note: Mode 1:Transmit at channel 2462MHz by 802.11B 4X4 With CDD	



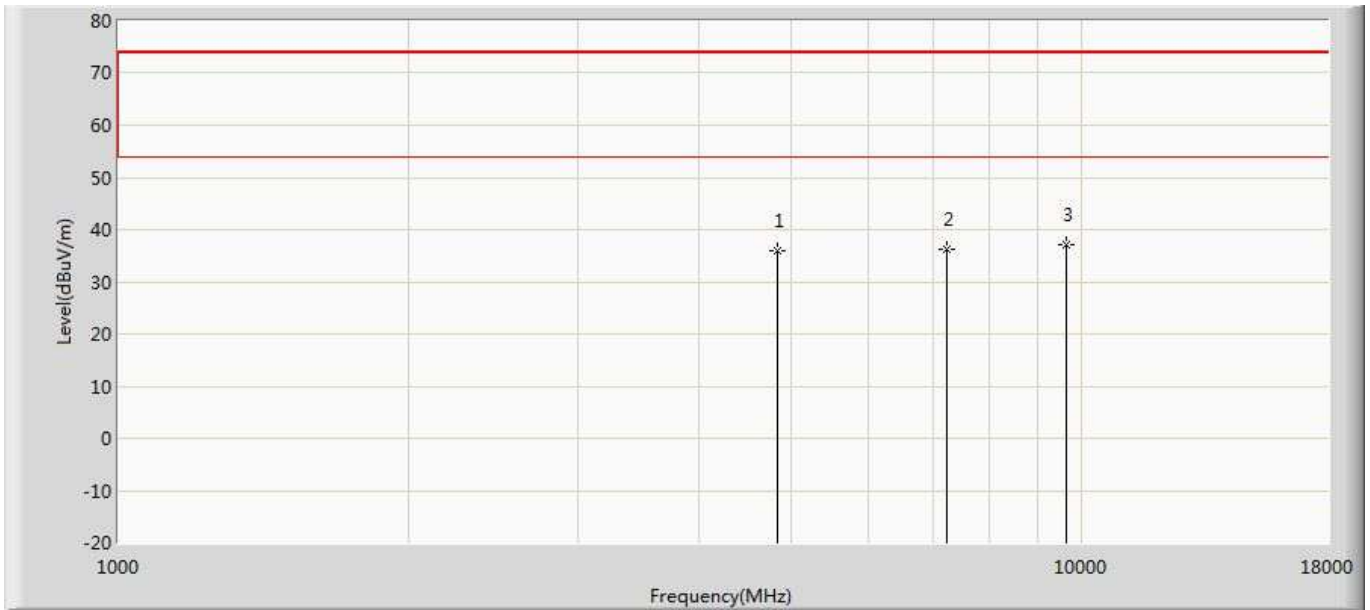
No	Mark	Frequency (MHz)	Measure Level (dBuV/m)	Reading Level (dBuV)	Over Limit (dB)	Limit (dBuV/m)	Factor (dB)	Type
1		4924.000	35.926	44.255	-38.074	74.000	-8.330	PK
2	*	7386.000	37.600	42.056	-36.400	74.000	-4.456	PK
3		9848.000	36.740	37.779	-37.260	74.000	-1.039	PK

Profile: AP650	Page No.: 78
Engineer: Damon	
Site: AC5	Time: 2018/07/12 - 14:45
Limit: FCC_Part15.209_RE(3m)	Margin: 0
Probe: Horn_3117_00167055(1-18GHz)	Polarity: Vertical
EUT: Wireless Access Point	Power: AC 120V/60Hz
Note: Mode 1:Transmit at channel 2462MHz by 802.11B 4X4 With CDD	



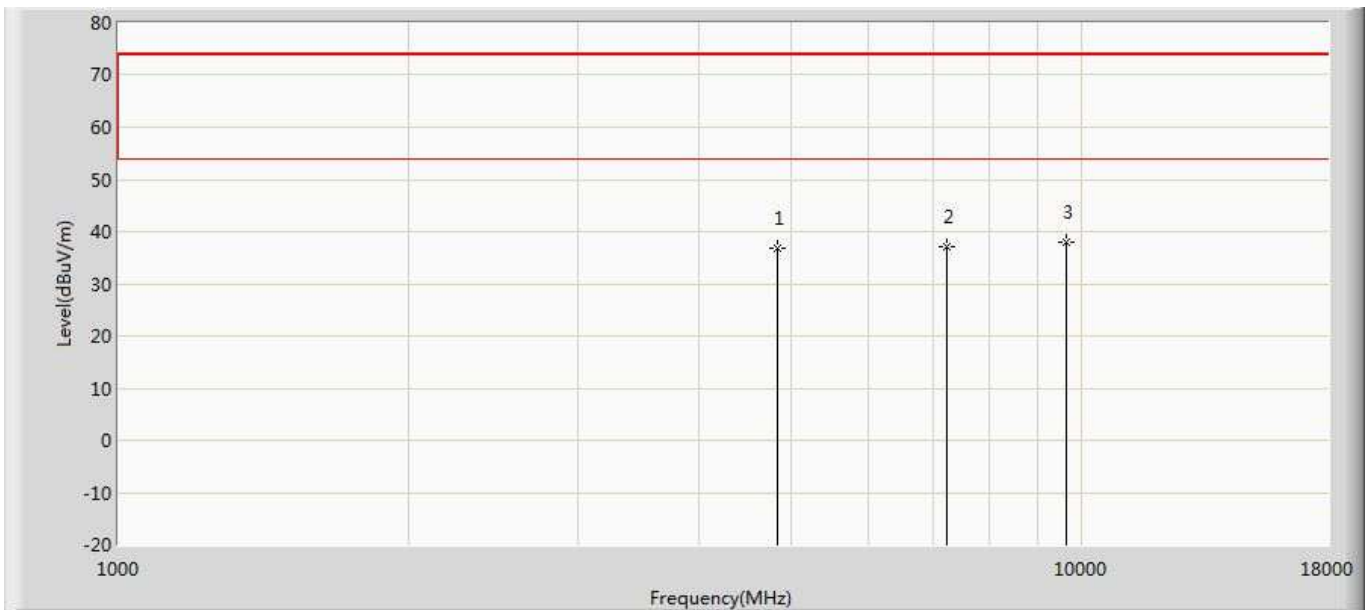
No	Mark	Frequency (MHz)	Measure Level (dBuV/m)	Reading Level (dBuV)	Over Limit (dB)	Limit (dBuV/m)	Factor (dB)	Type
1		4924.000	36.134	44.463	-37.866	74.000	-8.330	PK
2		7386.000	37.073	41.529	-36.927	74.000	-4.456	PK
3	*	9848.000	37.596	38.635	-36.404	74.000	-1.039	PK

Profile: AP650	Page No.: 79
Engineer: Damon	
Site: AC5	Time: 2018/07/12 - 14:49
Limit: FCC_Part15.209_RE(3m)	Margin: 0
Probe: Horn_3117_00167055(1-18GHz)	Polarity: Horizontal
EUT: Wireless Access Point	Power: AC 120V/60Hz
Note: Mode 2:Transmit at channel 2412MHz by 802.11G 4X4 With CDD	



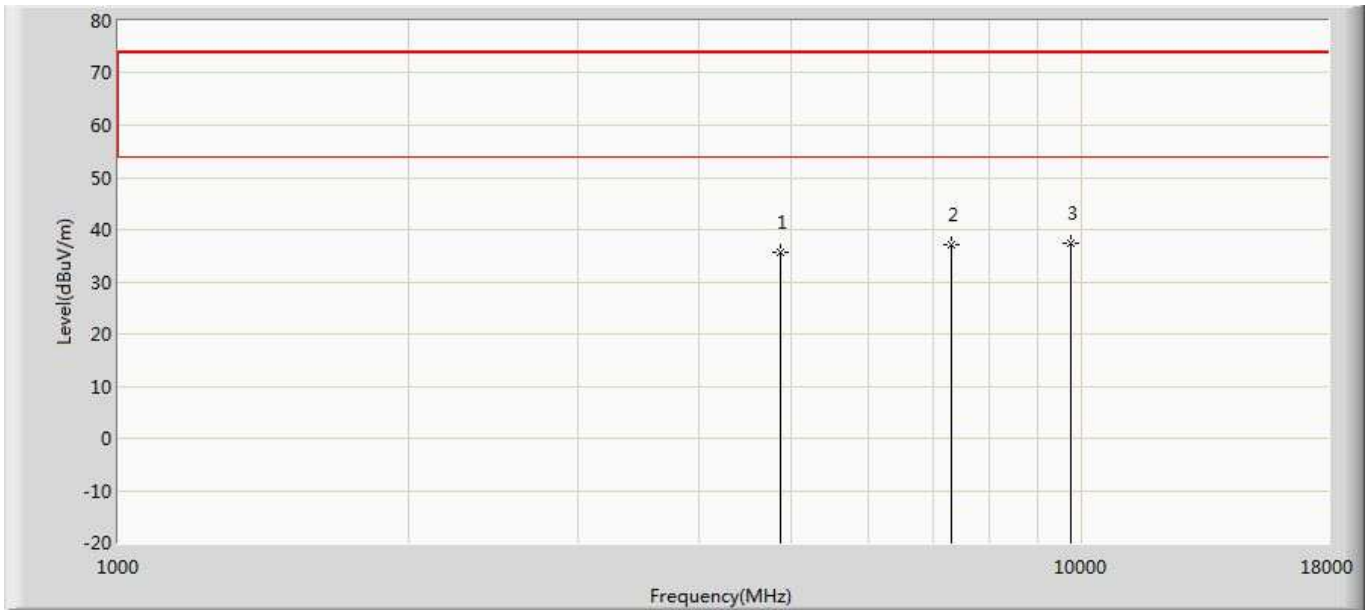
No	Mark	Frequency (MHz)	Measure Level (dBuV/m)	Reading Level (dBuV)	Over Limit (dB)	Limit (dBuV/m)	Factor (dB)	Type
1		4824.000	35.918	44.255	-38.082	74.000	-8.338	PK
2		7236.000	36.260	41.258	-37.740	74.000	-4.998	PK
3	*	9648.000	36.989	37.776	-37.011	74.000	-0.787	PK

Profile: AP650	Page No.: 80
Engineer: Damon	
Site: AC5	Time: 2018/07/12 - 14:50
Limit: FCC_Part15.209_RE(3m)	Margin: 0
Probe: Horn_3117_00167055(1-18GHz)	Polarity: Vertical
EUT: Wireless Access Point	Power: AC 120V/60Hz
Note: Mode 2:Transmit at channel 2412MHz by 802.11G 4X4 With CDD	



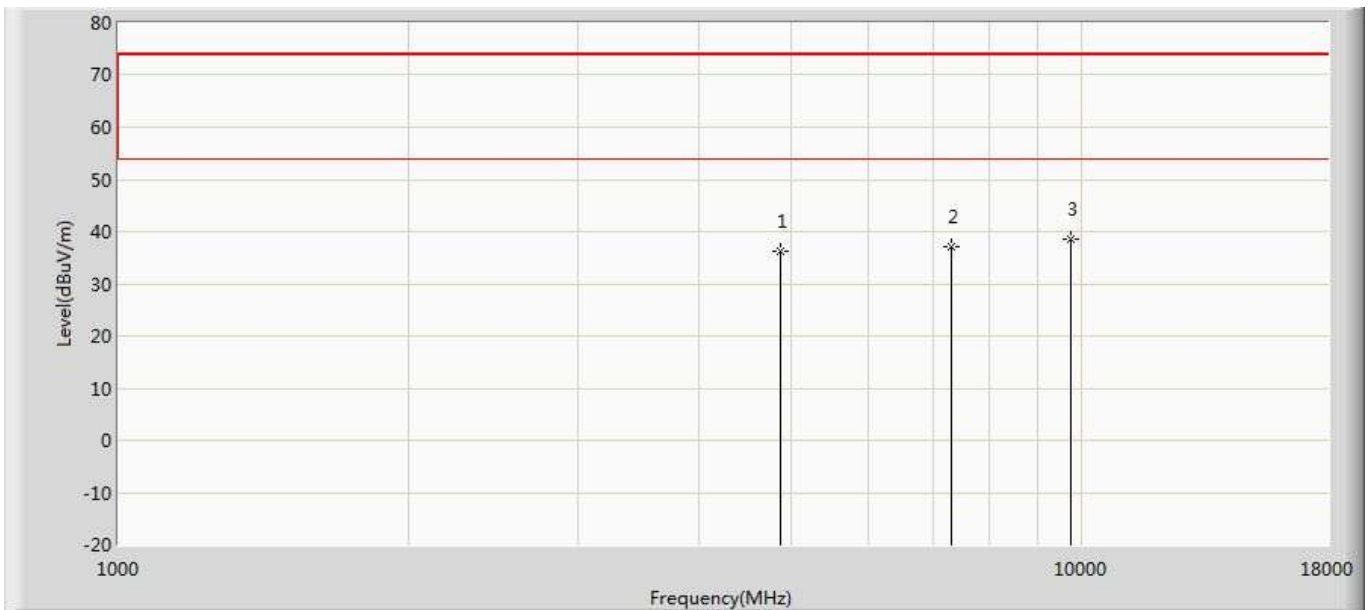
No	Mark	Frequency (MHz)	Measure Level (dBuV/m)	Reading Level (dBuV)	Over Limit (dB)	Limit (dBuV/m)	Factor (dB)	Type
1		4824.000	36.726	45.063	-37.274	74.000	-8.338	PK
2		7236.000	37.087	42.085	-36.913	74.000	-4.998	PK
3	*	9648.000	37.869	38.656	-36.131	74.000	-0.787	PK

Profile: AP650	Page No.: 81
Engineer: Damon	
Site: AC5	Time: 2018/07/12 - 14:51
Limit: FCC_Part15.209_RE(3m)	Margin: 0
Probe: Horn_3117_00167055(1-18GHz)	Polarity: Horizontal
EUT: Wireless Access Point	Power: AC 120V/60Hz
Note: Mode 2:Transmit at channel 2437MHz by 802.11G 4X4 With CDD	



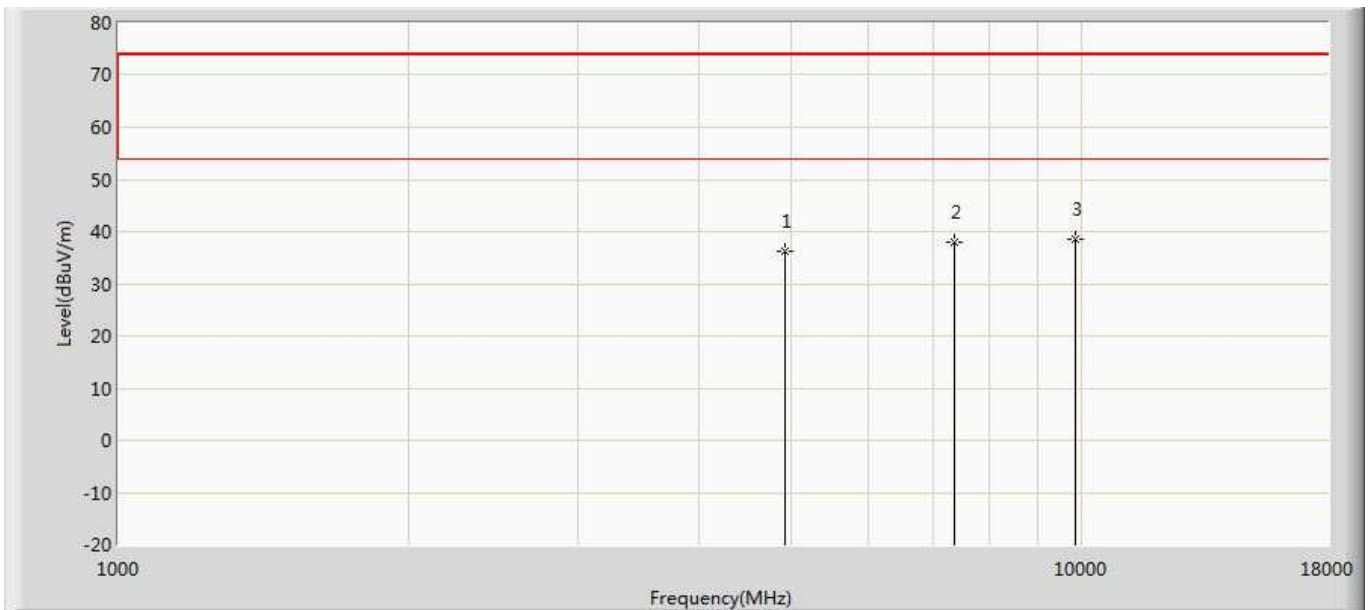
No	Mark	Frequency (MHz)	Measure Level (dBuV/m)	Reading Level (dBuV)	Over Limit (dB)	Limit (dBuV/m)	Factor (dB)	Type
1		4874.000	35.694	44.052	-38.306	74.000	-8.358	PK
2		7311.000	37.185	42.025	-36.815	74.000	-4.840	PK
3	*	9748.000	37.475	38.541	-36.525	74.000	-1.066	PK

Profile: AP650	Page No.: 82
Engineer: Damon	
Site: AC5	Time: 2018/07/12 - 14:51
Limit: FCC_Part15.209_RE(3m)	Margin: 0
Probe: Horn_3117_00167055(1-18GHz)	Polarity: Vertical
EUT: Wireless Access Point	Power: AC 120V/60Hz
Note: Mode 2:Transmit at channel 2437MHz by 802.11G 4X4 With CDD	



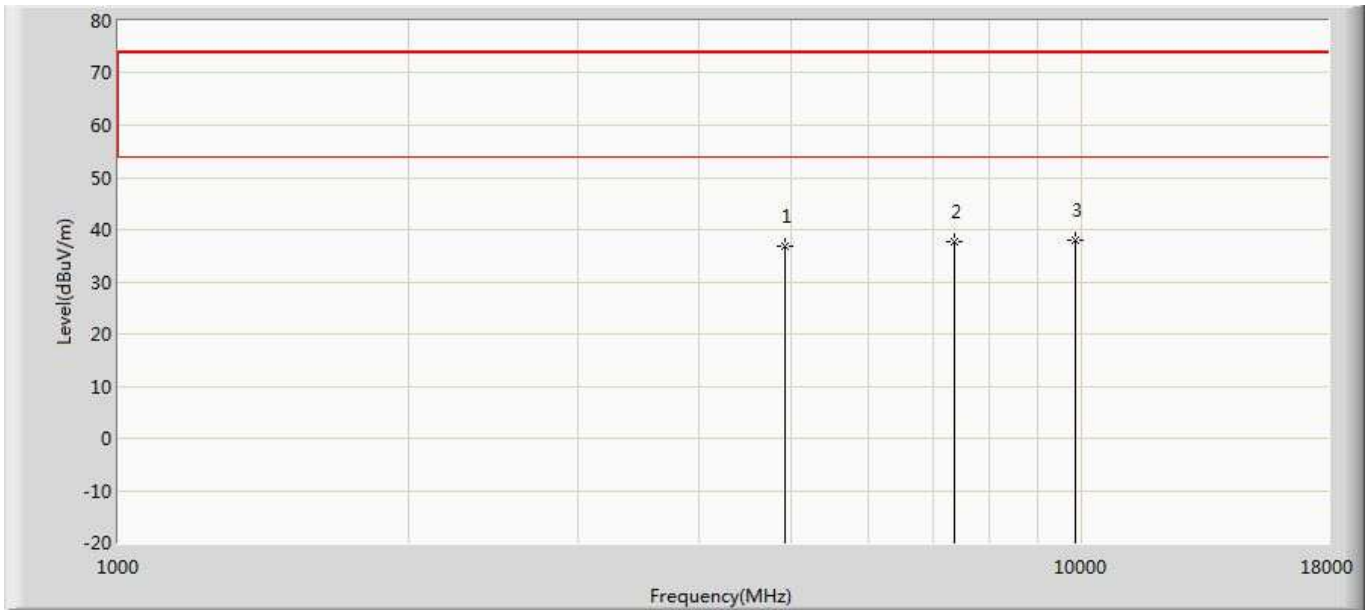
No	Mark	Frequency (MHz)	Measure Level (dBuV/m)	Reading Level (dBuV)	Over Limit (dB)	Limit (dBuV/m)	Factor (dB)	Type
1		4874.000	36.163	44.521	-37.837	74.000	-8.358	PK
2		7311.000	37.216	42.056	-36.784	74.000	-4.840	PK
3	*	9748.000	38.566	39.632	-35.434	74.000	-1.066	PK

Profile: AP650	Page No.: 83
Engineer: Damon	
Site: AC5	Time: 2018/07/12 - 14:53
Limit: FCC_Part15.209_RE(3m)	Margin: 0
Probe: Horn_3117_00167055(1-18GHz)	Polarity: Horizontal
EUT: Wireless Access Point	Power: AC 120V/60Hz
Note: Mode 2:Transmit at channel 2462MHz by 802.11G 4X4 With CDD	



No	Mark	Frequency (MHz)	Measure Level (dBuV/m)	Reading Level (dBuV)	Over Limit (dB)	Limit (dBuV/m)	Factor (dB)	Type
1		4924.000	36.253	44.582	-37.747	74.000	-8.330	PK
2		7386.000	38.065	42.521	-35.935	74.000	-4.456	PK
3	*	9848.000	38.615	39.654	-35.385	74.000	-1.039	PK

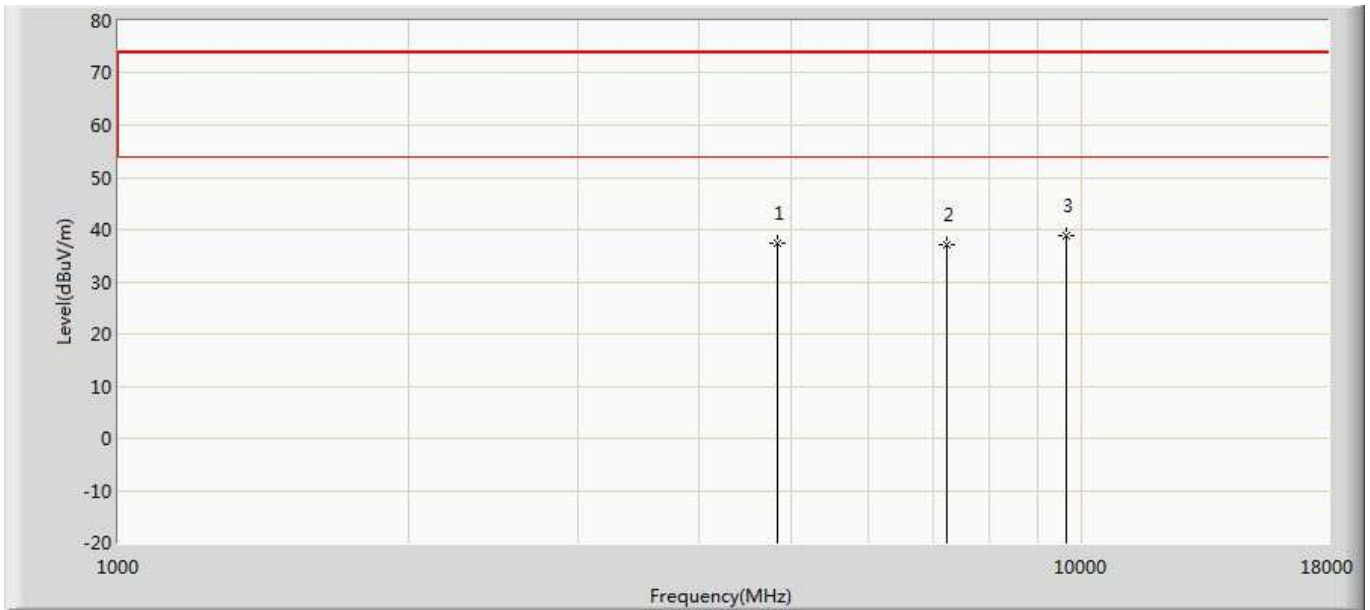
Profile: AP650	Page No.: 84
Engineer: Damon	
Site: AC5	Time: 2018/07/12 - 14:53
Limit: FCC_Part15.209_RE(3m)	Margin: 0
Probe: Horn_3117_00167055(1-18GHz)	Polarity: Vertical
EUT: Wireless Access Point	Power: AC 120V/60Hz
Note: Mode 2:Transmit at channel 2462MHz by 802.11G 4X4 With CDD	



No	Mark	Frequency (MHz)	Measure Level (dBuV/m)	Reading Level (dBuV)	Over Limit (dB)	Limit (dBuV/m)	Factor (dB)	Type
1		4924.000	36.884	45.213	-37.116	74.000	-8.330	PK
2		7386.000	37.607	42.063	-36.393	74.000	-4.456	PK
3	*	9848.000	38.006	39.045	-35.994	74.000	-1.039	PK

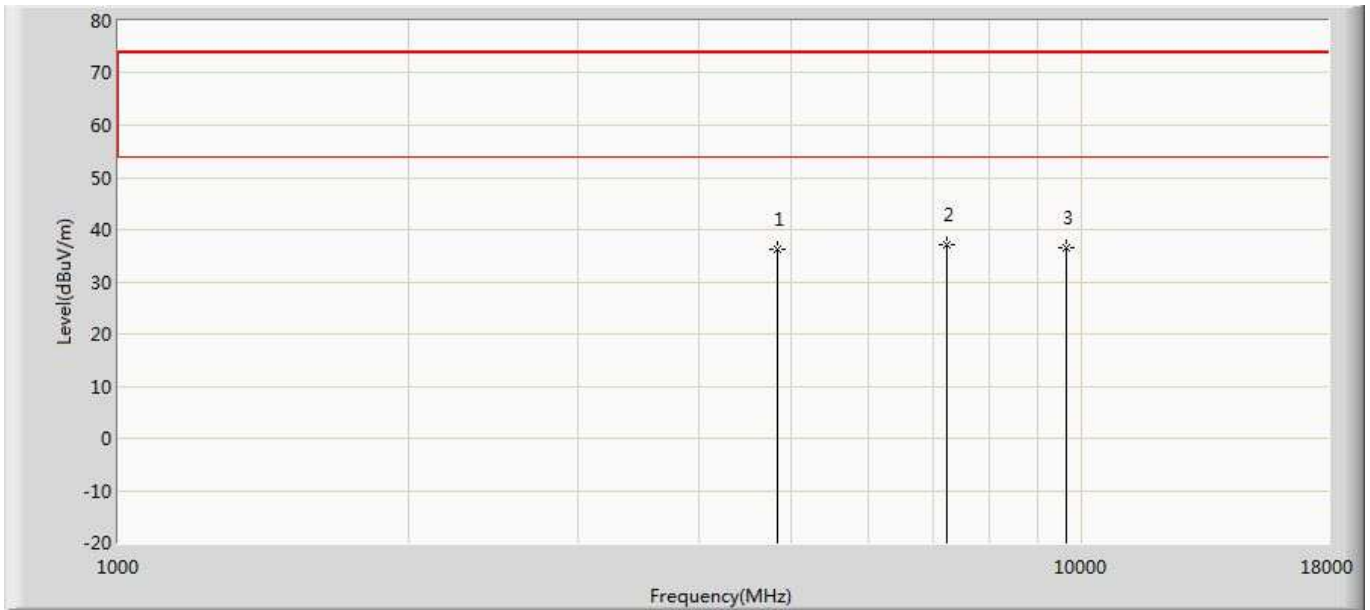


Profile: AP650	Page No.: 85
Engineer: Damon	
Site: AC5	Time: 2018/07/12 - 14:54
Limit: FCC_Part15.209_RE(3m)	Margin: 0
Probe: Horn_3117_00167055(1-18GHz)	Polarity: Horizontal
EUT: Wireless Access Point	Power: AC 120V/60Hz
Note: Mode 3:Transmit at channel 2412MHz by 802.11N20 4X4 With CDD	



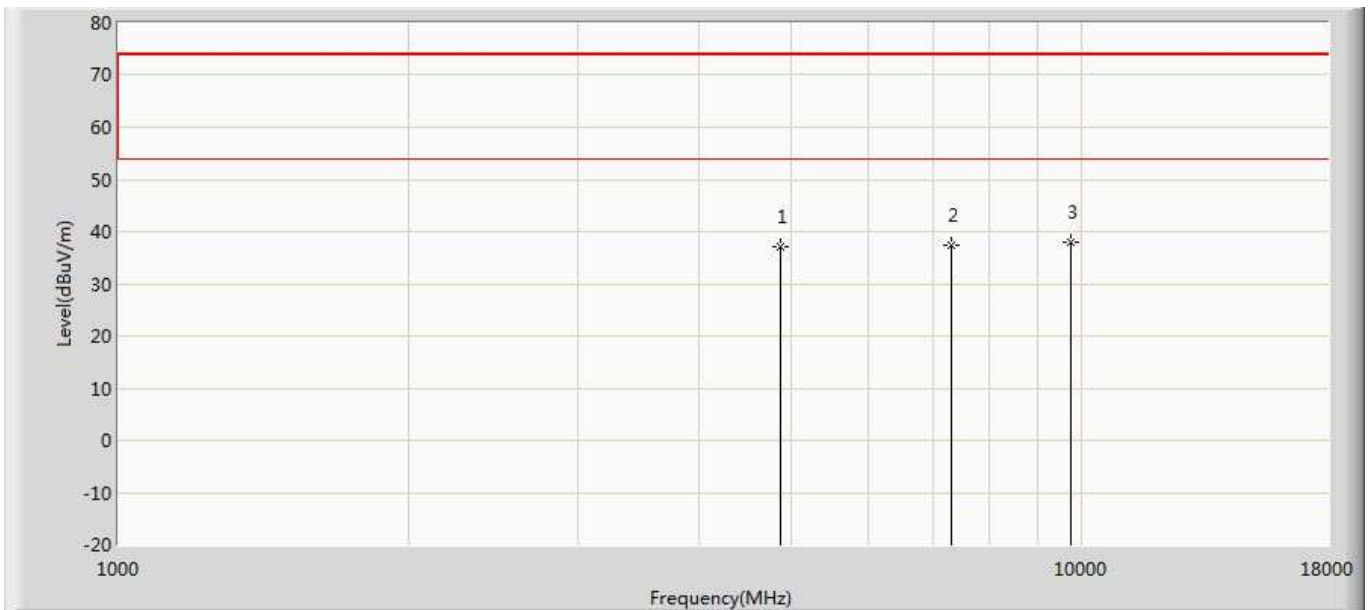
No	Mark	Frequency (MHz)	Measure Level (dBuV/m)	Reading Level (dBuV)	Over Limit (dB)	Limit (dBuV/m)	Factor (dB)	Type
1		4824.000	37.300	45.637	-36.700	74.000	-8.338	PK
2		7236.000	37.230	42.228	-36.770	74.000	-4.998	PK
3	*	9648.000	38.834	39.621	-35.166	74.000	-0.787	PK

Profile: AP650	Page No.: 86
Engineer: Damon	
Site: AC5	Time: 2018/07/12 - 14:55
Limit: FCC_Part15.209_RE(3m)	Margin: 0
Probe: Horn_3117_00167055(1-18GHz)	Polarity: Vertical
EUT: Wireless Access Point	Power: AC 120V/60Hz
Note: Mode 3:Transmit at channel 2412MHz by 802.11N20 4X4 With CDD	



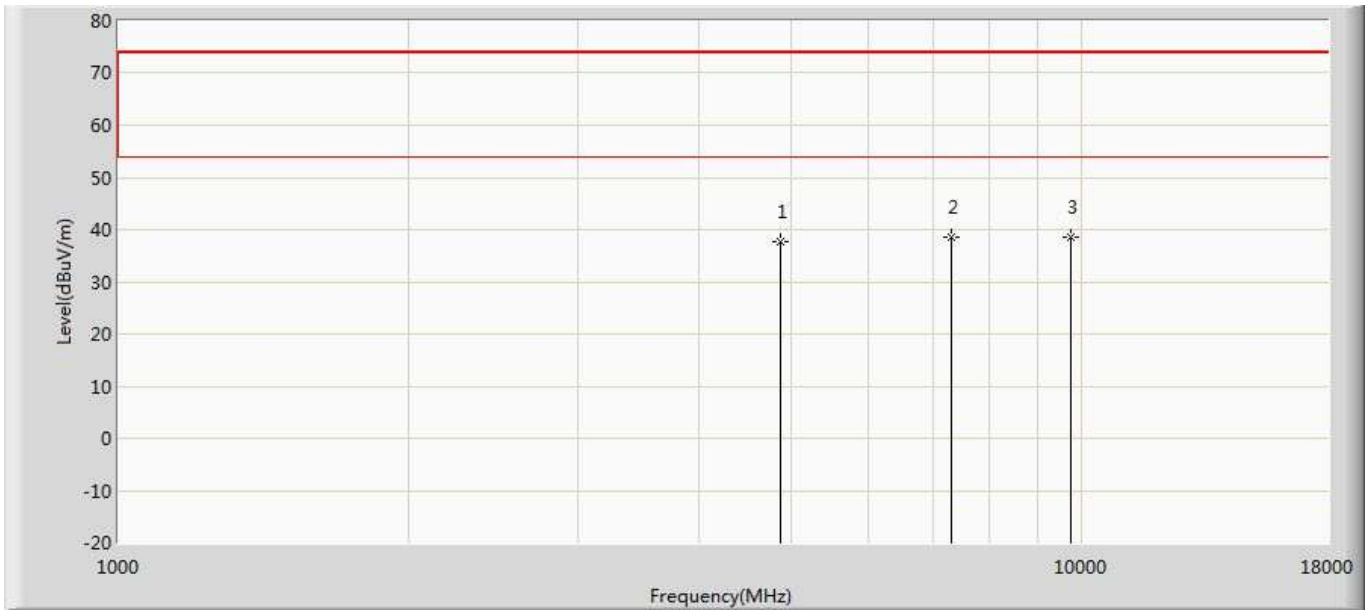
No	Mark	Frequency (MHz)	Measure Level (dBuV/m)	Reading Level (dBuV)	Over Limit (dB)	Limit (dBuV/m)	Factor (dB)	Type
1		4824.000	36.245	44.582	-37.755	74.000	-8.338	PK
2	*	7236.000	37.228	42.226	-36.772	74.000	-4.998	PK
3		9648.000	36.464	37.251	-37.536	74.000	-0.787	PK

Profile: AP650	Page No.: 87
Engineer: Damon	
Site: AC5	Time: 2018/07/12 - 14:58
Limit: FCC_Part15.209_RE(3m)	Margin: 0
Probe: Horn_3117_00167055(1-18GHz)	Polarity: Horizontal
EUT: Wireless Access Point	Power: AC 120V/60Hz
Note: Mode 3:Transmit at channel 2437MHz by 802.11N20 4X4 With CDD	



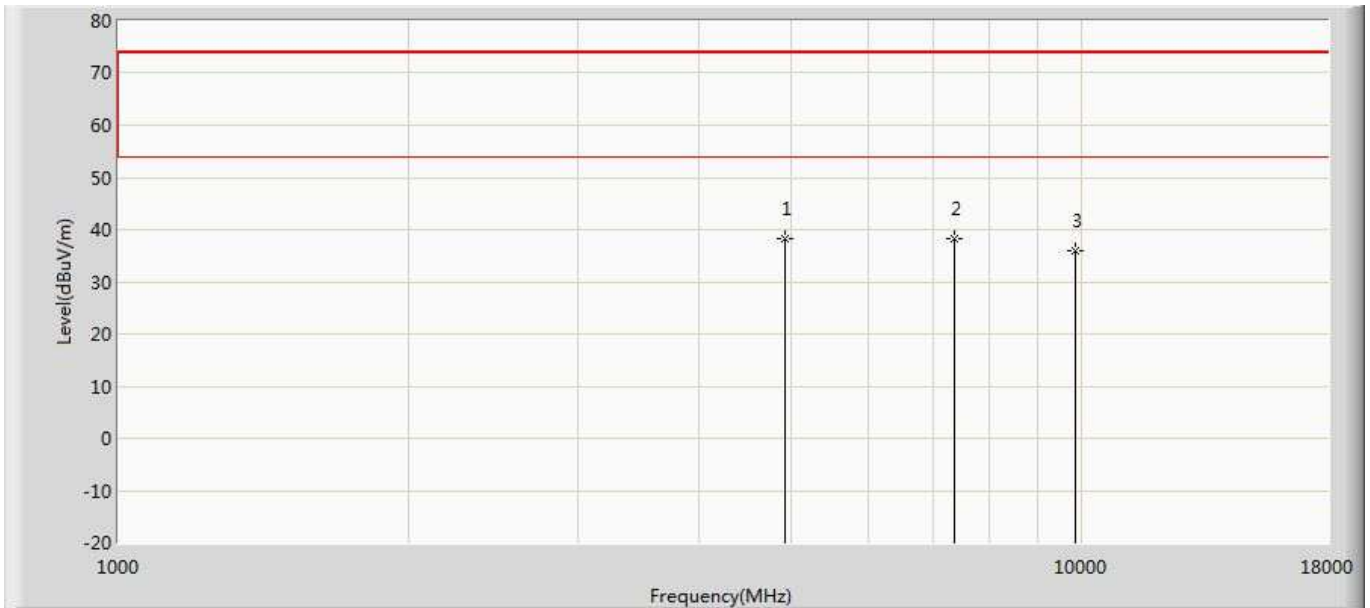
No	Mark	Frequency (MHz)	Measure Level (dBuV/m)	Reading Level (dBuV)	Over Limit (dB)	Limit (dBuV/m)	Factor (dB)	Type
1		4874.000	37.004	45.362	-36.996	74.000	-8.358	PK
2		7311.000	37.279	42.119	-36.721	74.000	-4.840	PK
3	*	9748.000	37.986	39.052	-36.014	74.000	-1.066	PK

Profile: AP650	Page No.: 88
Engineer: Damon	
Site: AC5	Time: 2018/07/12 - 14:59
Limit: FCC_Part15.209_RE(3m)	Margin: 0
Probe: Horn_3117_00167055(1-18GHz)	Polarity: Vertical
EUT: Wireless Access Point	Power: AC 120V/60Hz
Note: Mode 3:Transmit at channel 2437MHz by 802.11N20 4X4 With CDD	



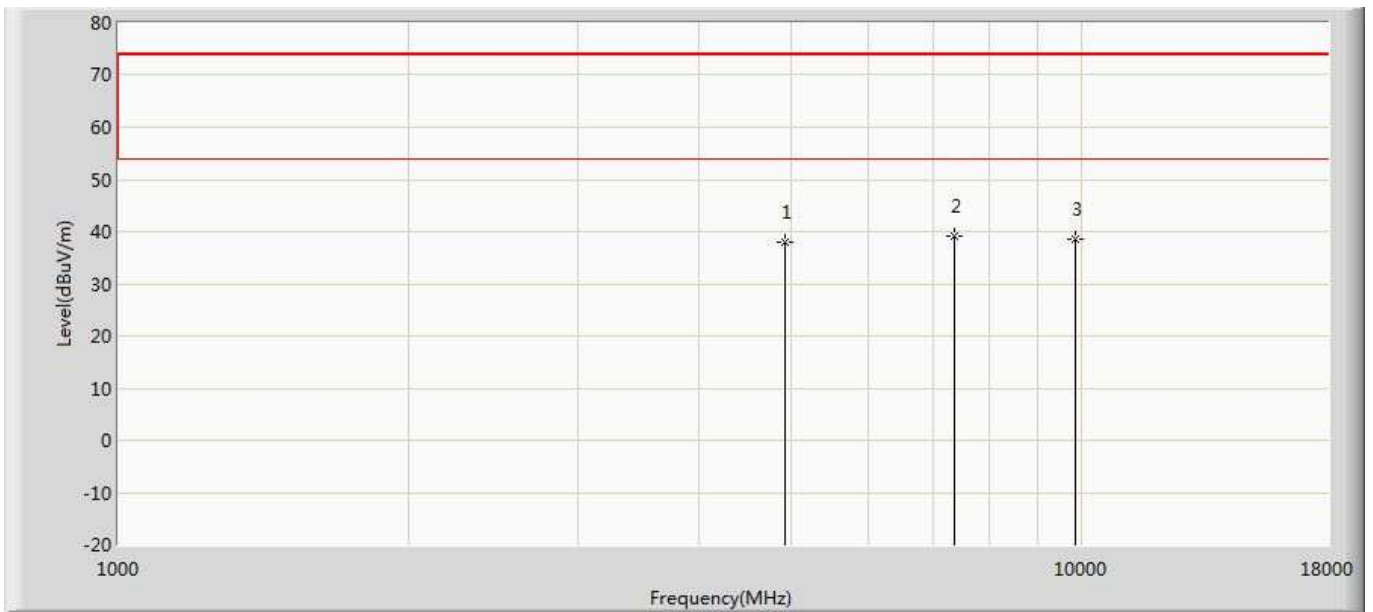
No	Mark	Frequency (MHz)	Measure Level (dBuV/m)	Reading Level (dBuV)	Over Limit (dB)	Limit (dBuV/m)	Factor (dB)	Type
1		4874.000	37.667	46.025	-36.333	74.000	-8.358	PK
2	*	7311.000	38.683	43.523	-35.317	74.000	-4.840	PK
3		9748.000	38.567	39.633	-35.433	74.000	-1.066	PK

Profile: AP650	Page No.: 89
Engineer: Damon	
Site: AC5	Time: 2018/07/12 - 15:00
Limit: FCC_Part15.209_RE(3m)	Margin: 0
Probe: Horn_3117_00167055(1-18GHz)	Polarity: Horizontal
EUT: Wireless Access Point	Power: AC 120V/60Hz
Note: Mode 3:Transmit at channel 2462MHz by 802.11N20 4X4 With CDD	



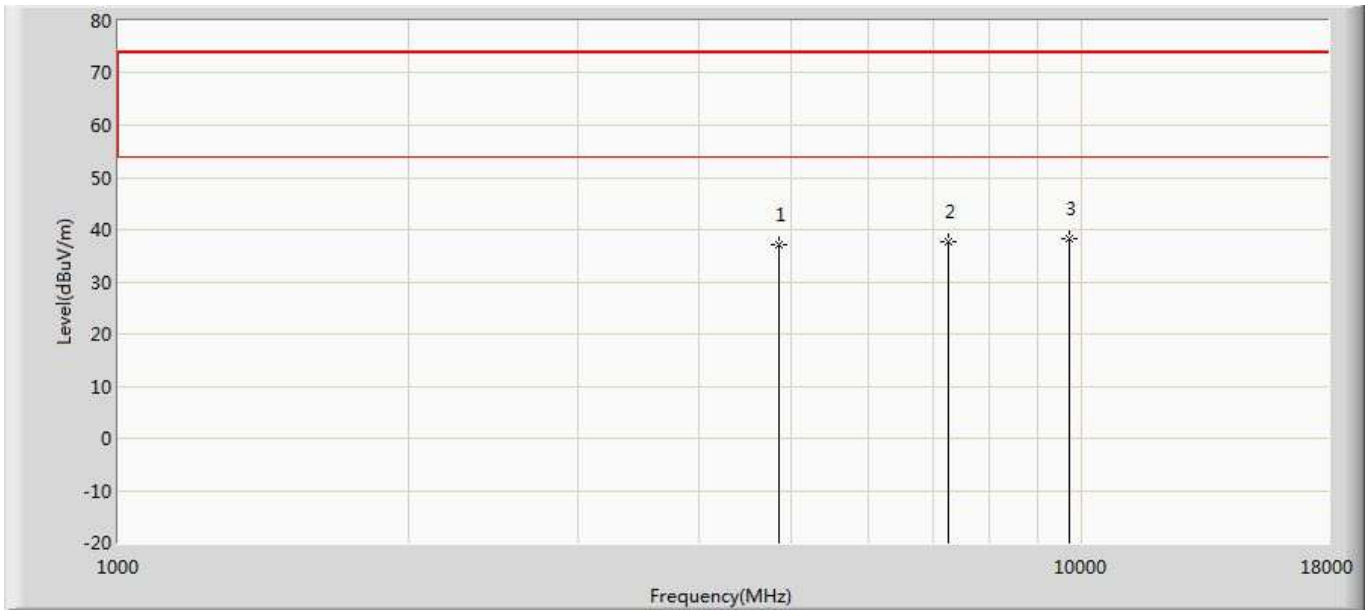
No	Mark	Frequency (MHz)	Measure Level (dBuV/m)	Reading Level (dBuV)	Over Limit (dB)	Limit (dBuV/m)	Factor (dB)	Type
1	*	4924.000	38.207	46.536	-35.793	74.000	-8.330	PK
2		7386.000	38.137	42.593	-35.863	74.000	-4.456	PK
3		9848.000	35.806	36.845	-38.194	74.000	-1.039	PK

Profile: AP650	Page No.: 90
Engineer: Damon	
Site: AC5	Time: 2018/07/12 - 15:00
Limit: FCC_Part15.209_RE(3m)	Margin: 0
Probe: Horn_3117_00167055(1-18GHz)	Polarity: Vertical
EUT: Wireless Access Point	Power: AC 120V/60Hz
Note: Mode 3:Transmit at channel 2462MHz by 802.11N20 4X4 With CDD	



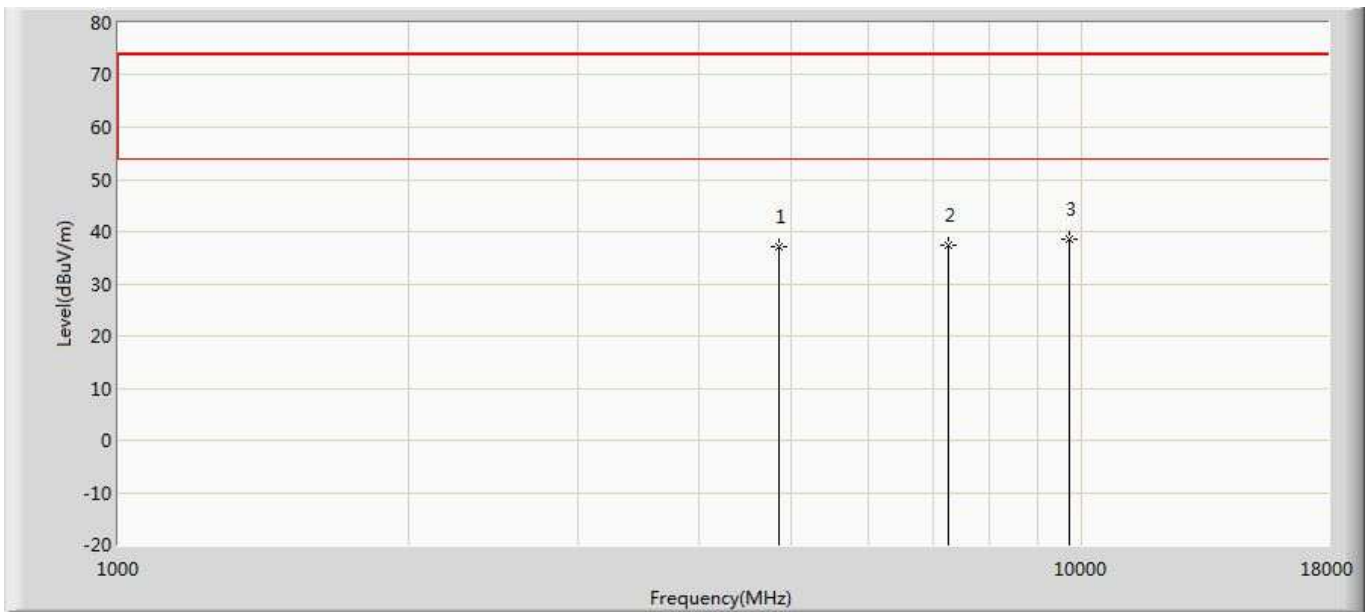
No	Mark	Frequency (MHz)	Measure Level (dBuV/m)	Reading Level (dBuV)	Over Limit (dB)	Limit (dBuV/m)	Factor (dB)	Type
1		4924.000	38.036	46.365	-35.964	74.000	-8.330	PK
2	*	7386.000	39.067	43.523	-34.933	74.000	-4.456	PK
3		9848.000	38.645	39.684	-35.355	74.000	-1.039	PK

Profile: AP650	Page No.: 91
Engineer: Damon	
Site: AC5	Time: 2018/07/12 - 15:01
Limit: FCC_Part15.209_RE(3m)	Margin: 0
Probe: Horn_3117_00167055(1-18GHz)	Polarity: Horizontal
EUT: Wireless Access Point	Power: AC 120V/60Hz
Note: Mode 4:Transmit at channel 2422MHz by 802.11N40 4X4 With CDD	



No	Mark	Frequency (MHz)	Measure Level (dBuV/m)	Reading Level (dBuV)	Over Limit (dB)	Limit (dBuV/m)	Factor (dB)	Type
1		4844.000	37.160	45.442	-36.840	74.000	-8.283	PK
2		7266.000	37.662	42.365	-36.338	74.000	-4.702	PK
3	*	9688.000	38.314	39.254	-35.686	74.000	-0.941	PK

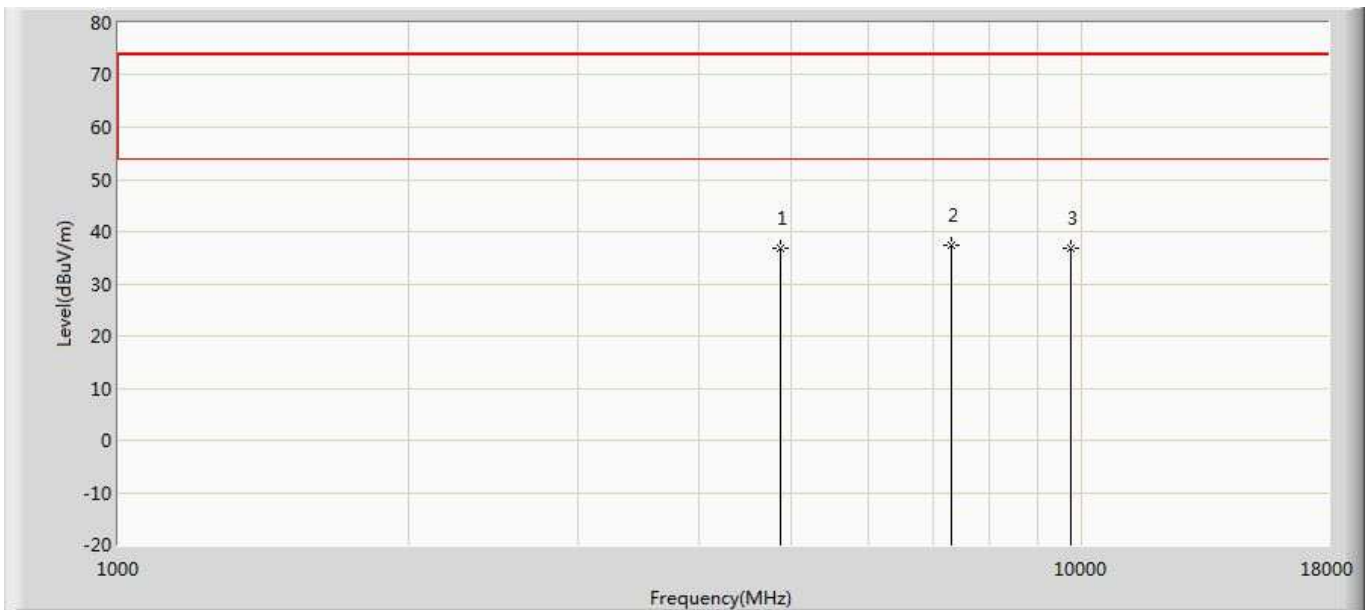
Profile: AP650	Page No.: 92
Engineer: Damon	
Site: AC5	Time: 2018/07/12 - 15:02
Limit: FCC_Part15.209_RE(3m)	Margin: 0
Probe: Horn_3117_00167055(1-18GHz)	Polarity: Vertical
EUT: Wireless Access Point	Power: AC 120V/60Hz
Note: Mode 4:Transmit at channel 2422MHz by 802.11N40 4X4 With CDD	



No	Mark	Frequency (MHz)	Measure Level (dBuV/m)	Reading Level (dBuV)	Over Limit (dB)	Limit (dBuV/m)	Factor (dB)	Type
1		4844.000	36.984	45.266	-37.016	74.000	-8.283	PK
2		7266.000	37.349	42.052	-36.651	74.000	-4.702	PK
3	*	9688.000	38.426	39.366	-35.574	74.000	-0.941	PK

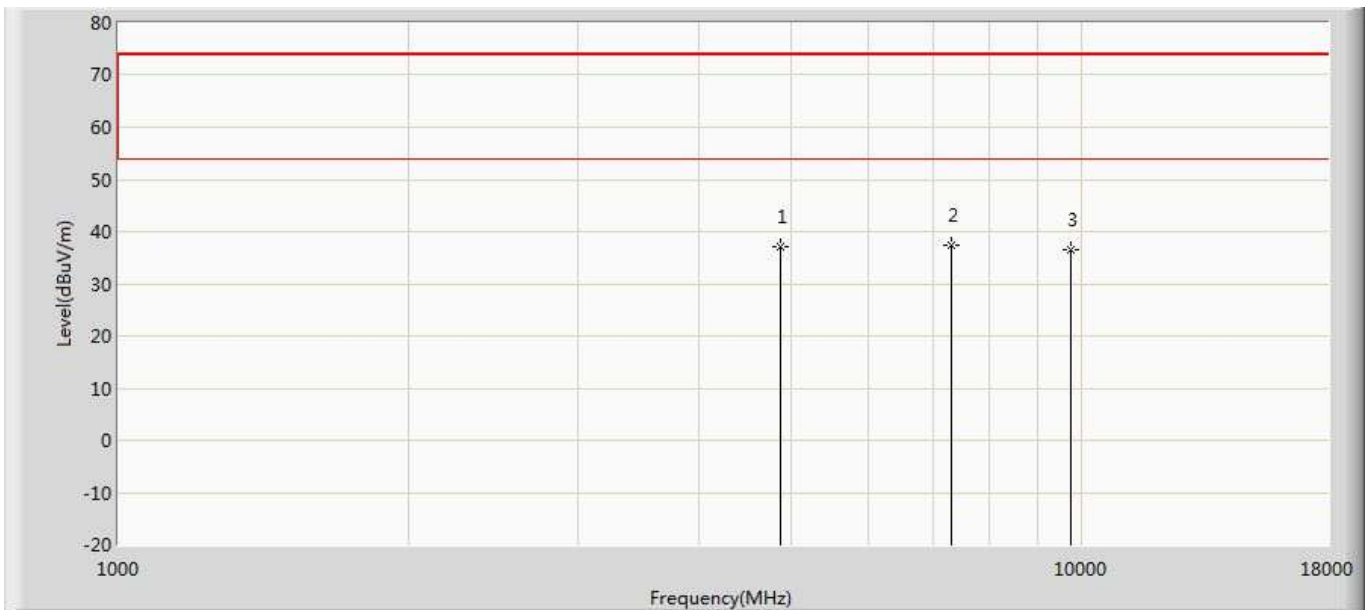


Profile: AP650	Page No.: 93
Engineer: Damon	
Site: AC5	Time: 2018/07/12 - 15:03
Limit: FCC_Part15.209_RE(3m)	Margin: 0
Probe: Horn_3117_00167055(1-18GHz)	Polarity: Horizontal
EUT: Wireless Access Point	Power: AC 120V/60Hz
Note: Mode 4:Transmit at channel 2437MHz by 802.11N40 4X4 With CDD	



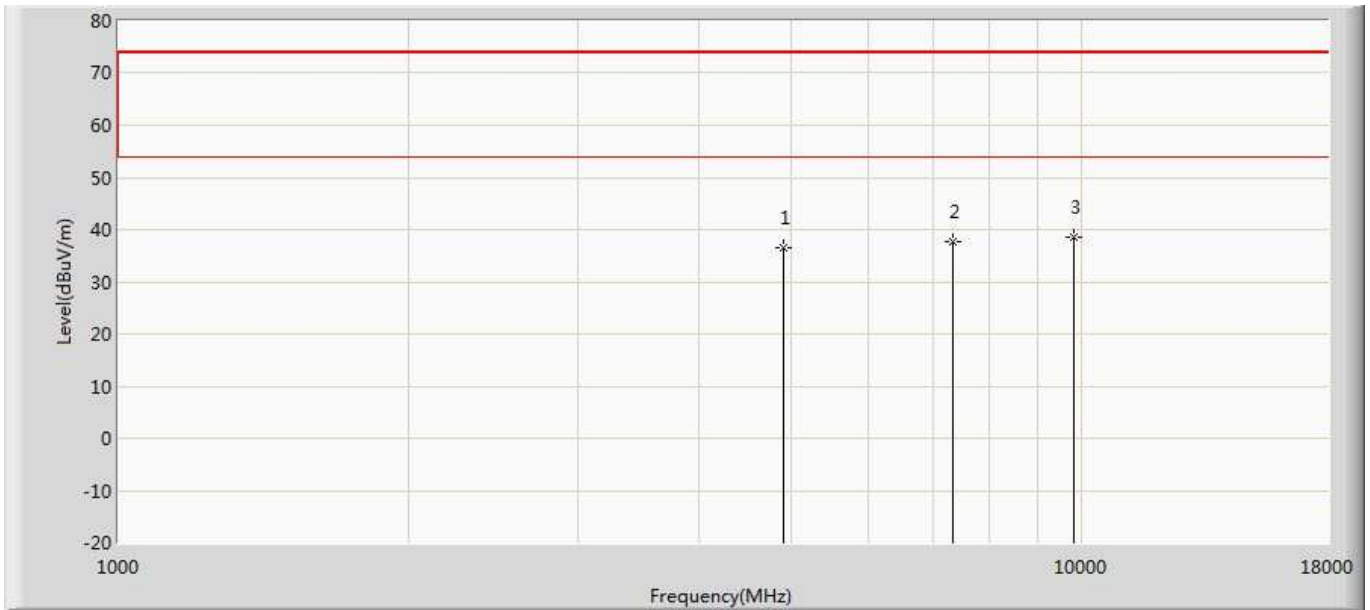
No	Mark	Frequency (MHz)	Measure Level (dBuV/m)	Reading Level (dBuV)	Over Limit (dB)	Limit (dBuV/m)	Factor (dB)	Type
1		4874.000	36.698	45.056	-37.302	74.000	-8.358	PK
2	*	7311.000	37.415	42.255	-36.585	74.000	-4.840	PK
3		9748.000	36.790	37.856	-37.210	74.000	-1.066	PK

Profile: AP650	Page No.: 94
Engineer: Damon	
Site: AC5	Time: 2018/07/12 - 15:03
Limit: FCC_Part15.209_RE(3m)	Margin: 0
Probe: Horn_3117_00167055(1-18GHz)	Polarity: Vertical
EUT: Wireless Access Point	Power: AC 120V/60Hz
Note: Mode 4:Transmit at channel 2437MHz by 802.11N40 4X4 With CDD	



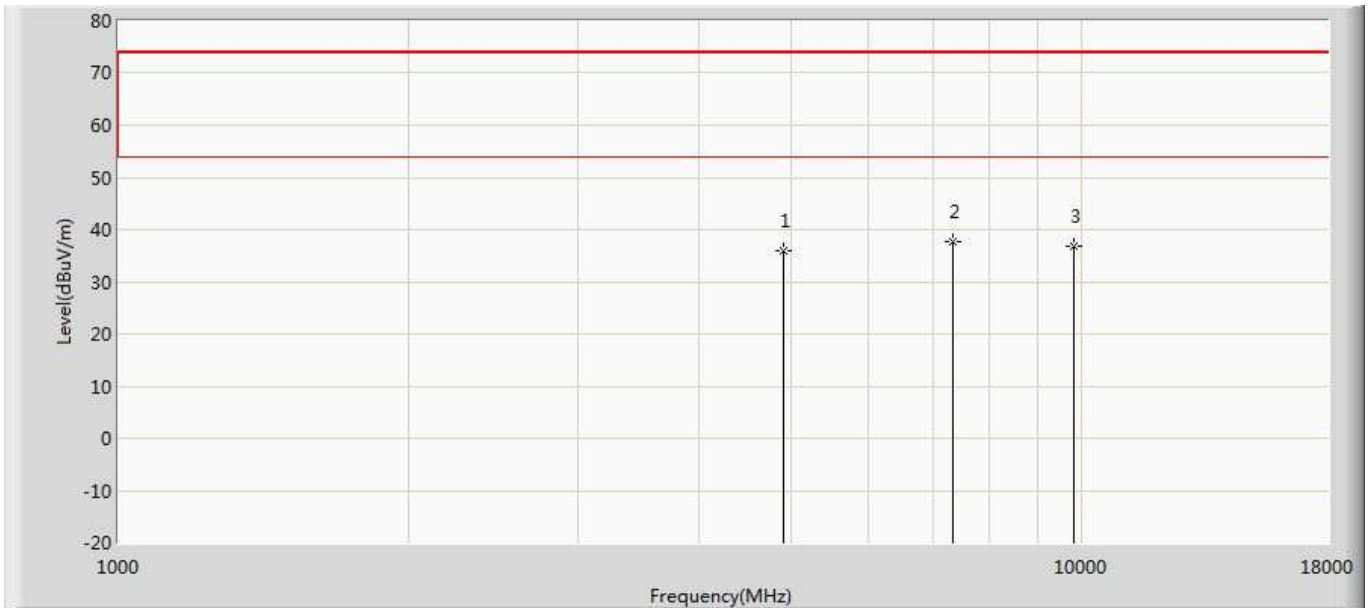
No	Mark	Frequency (MHz)	Measure Level (dBuV/m)	Reading Level (dBuV)	Over Limit (dB)	Limit (dBuV/m)	Factor (dB)	Type
1		4874.000	37.165	45.523	-36.835	74.000	-8.358	PK
2	*	7311.000	37.371	42.211	-36.629	74.000	-4.840	PK
3		9748.000	36.478	37.544	-37.522	74.000	-1.066	PK

Profile: AP650	Page No.: 95
Engineer: Damon	
Site: AC5	Time: 2018/07/12 - 15:06
Limit: FCC_Part15.209_RE(3m)	Margin: 0
Probe: Horn_3117_00167055(1-18GHz)	Polarity: Horizontal
EUT: Wireless Access Point	Power: AC 120V/60Hz
Note: Mode 4:Transmit at channel 2452MHz by 802.11N40 4X4 With CDD	



No	Mark	Frequency (MHz)	Measure Level (dBuV/m)	Reading Level (dBuV)	Over Limit (dB)	Limit (dBuV/m)	Factor (dB)	Type
1		4904.000	36.570	44.841	-37.430	74.000	-8.270	PK
2		7356.000	37.557	42.255	-36.443	74.000	-4.698	PK
3	*	9808.000	38.687	39.544	-35.313	74.000	-0.858	PK

Profile: AP650	Page No.: 96
Engineer: Damon	
Site: AC5	Time: 2018/07/12 - 15:06
Limit: FCC_Part15.209_RE(3m)	Margin: 0
Probe: Horn_3117_00167055(1-18GHz)	Polarity: Vertical
EUT: Wireless Access Point	Power: AC 120V/60Hz
Note: Mode 4:Transmit at channel 2452MHz by 802.11N40 4X4 With CDD	



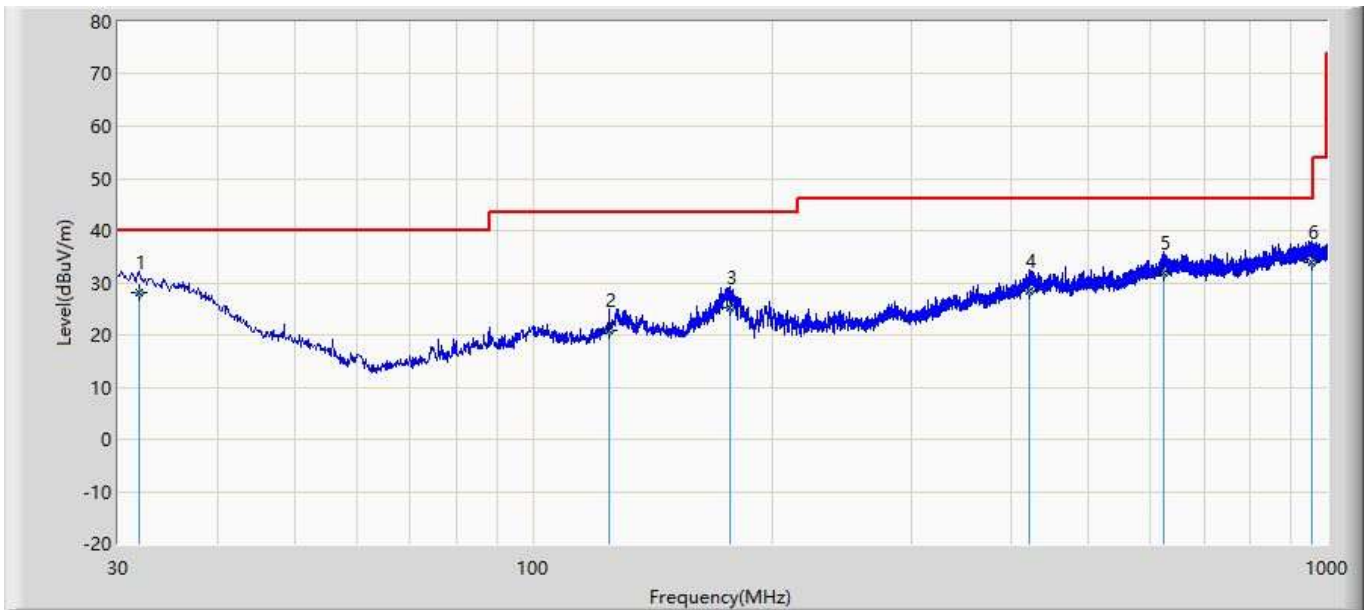
No	Mark	Frequency (MHz)	Measure Level (dBuV/m)	Reading Level (dBuV)	Over Limit (dB)	Limit (dBuV/m)	Factor (dB)	Type
1		4904.000	35.995	44.266	-38.005	74.000	-8.270	PK
2	*	7356.000	37.537	42.235	-36.463	74.000	-4.698	PK
3		9808.000	36.697	37.554	-37.303	74.000	-0.858	PK

**Note:**

1. Measured Level = Reading Level + Factor.
2. The test frequency range, 9kHz~30MHz, 18GHz~26GHz, both of the worst case are at least 20dB below the limits, therefore no data appear in the report.
3. This limit applies for using average detector, if the test result on peak is lower than average limit, then average measurement needn't be performed.
4. As the radiated emission was performed, so conducted emission was not tested.

### The worst case of Radiated Emission below 1GHz:

Engineer: Tirito	
Site: AC3	Time: 2018/06/29
Limit: FCC_Part15.209_RE(3m)	Margin: 0
Probe: AC3_3m (30-1000MHz)	Polarity: Horizontal
EUT: Wireless Access Point	Power: AC 120V/60Hz
Note: Mode 1	

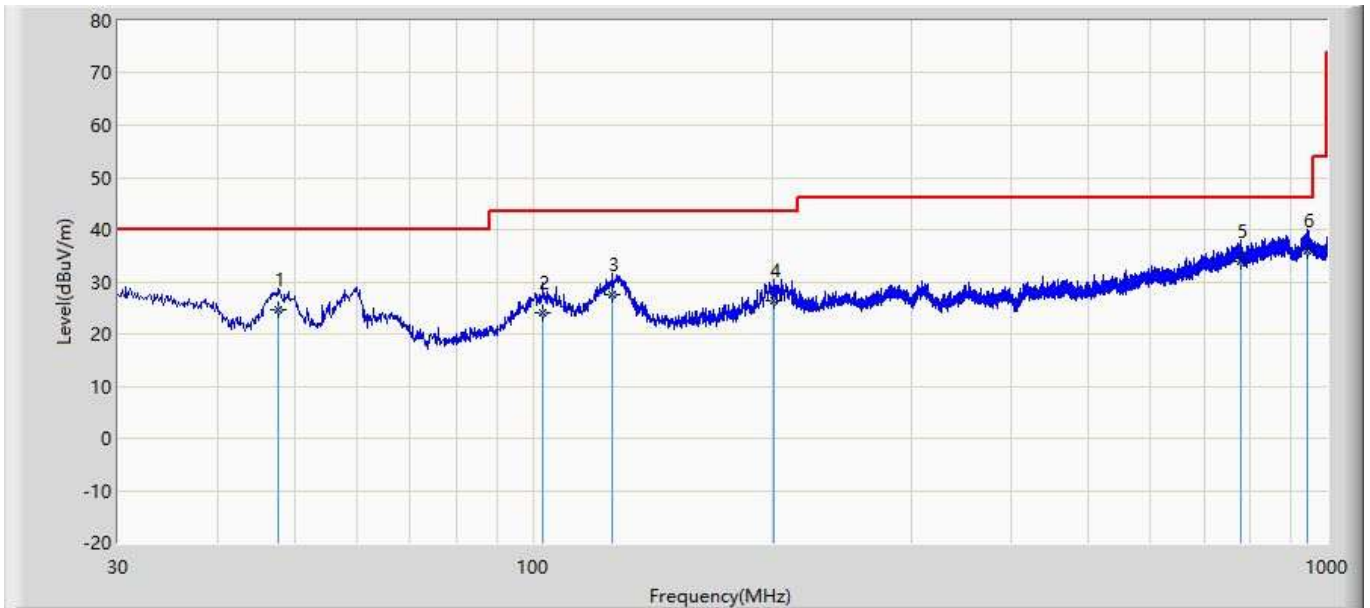


No	Mark	Frequency (MHz)	Measure Level (dBuV/m)	Reading Level (dBuV)	Over Limit (dB)	Limit (dBuV/m)	Probe (dB/m)	Cable (dB)	Amp (dB)	Ant Pos (cm)	Table Pos (deg)	Type
1	*	31.940	28.120	1.300	-11.880	40.000	20.356	6.464	0.000	100	96	QP
2		124.817	20.895	4.500	-22.605	43.500	9.427	6.968	0.000	100	331	QP
3		177.319	25.236	8.000	-18.264	43.500	10.042	7.194	0.000	100	210	QP
4		421.000	28.368	1.200	-17.632	46.000	19.208	7.960	0.000	100	42	QP
5		623.883	31.745	1.900	-14.255	46.000	21.356	8.489	0.000	200	174	QP
6		956.229	33.872	1.100	-12.128	46.000	23.552	9.220	0.000	100	157	QP

**Note:**

1. " \* ", means this data is the worst emission level.
2. Measurement Level = Reading Level + Factor(Probe+Cable-Amp).

Engineer: Tiritto	
Site: AC3	Time: 2018/06/29
Limit: FCC_Part15.209_RE(3m)	Margin: 0
Probe: AC3_3m (30-1000MHz)	Polarity: Vertical
EUT: Wireless Access Point	Power: AC 120V/60Hz
Note: Mode 1	



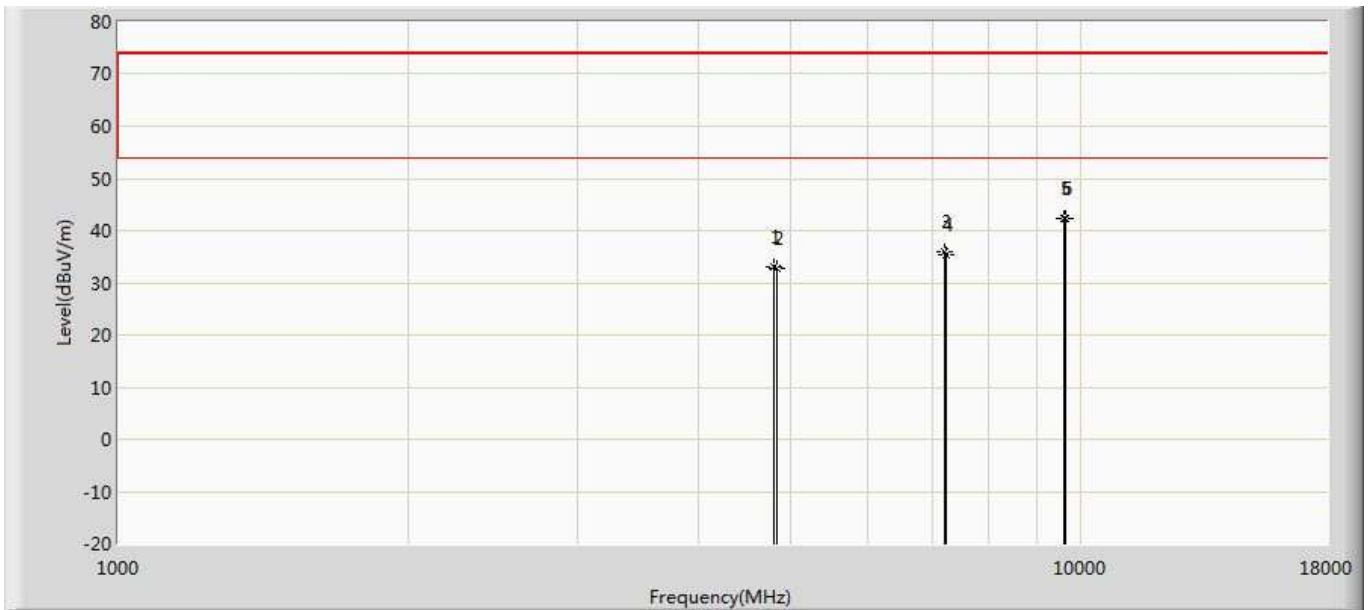
No	Mark	Frequency (MHz)	Measure Level (dBuV/m)	Reading Level (dBuV)	Over Limit (dB)	Limit (dBuV/m)	Probe (dB/m)	Cable (dB)	Amp (dB)	Ant Pos (cm)	Table Pos (deg)	Type
1		47.824	24.730	6.600	-15.270	40.000	11.557	6.572	0.000	100	157	QP
2		102.750	24.176	2.100	-19.324	43.500	15.209	6.867	0.000	100	230	QP
3		126.030	27.541	6.200	-15.959	43.500	14.367	6.974	0.000	100	174	QP
4		200.841	26.367	3.800	-17.133	43.500	15.283	7.283	0.000	100	93	QP
5		777.749	33.819	1.800	-12.181	46.000	23.177	8.842	0.000	200	331	QP
6	*	943.497	35.942	1.600	-10.058	46.000	25.153	9.189	0.000	100	214	QP

**Note:**

1. " \* ", means this data is the worst emission level.
2. Measurement Level = Reading Level + Factor(Probe+Cable-Amp).

**The worst case of Simultaneous Radiated Emission:**

Engineer: Damon	
Site: AC5	Time: 2018/06/29
Limit: FCC_Part15.209_RE(3m)	Margin: 0
Probe: Horn_3117_00167055(1-18GHz)	Polarity: Horizontal
EUT: Wireless Access Point	Power: AC 120V/60Hz
Note: WIFI+BT simultaneous transmit	

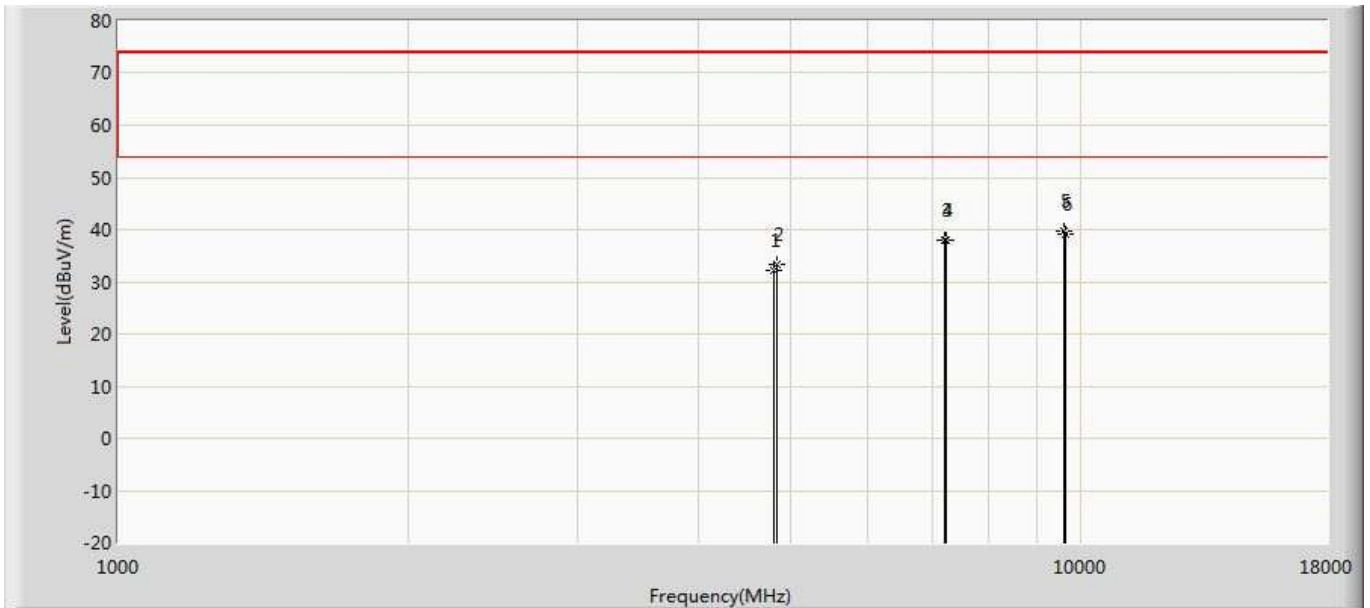


No	Mark	Frequency (MHz)	Measure Level (dBuV/m)	Reading Level (dBuV)	Over Limit (dB)	Limit (dBuV/m)	Factor (dB)	Type
1		4804.000	32.954	41.252	-41.046	74.000	-8.298	PK
2		4824.000	32.778	41.115	-41.222	74.000	-8.338	PK
3		7206.000	36.086	41.056	-37.914	74.000	-4.970	PK
4		7236.000	35.253	40.251	-38.747	74.000	-4.998	PK
5	*	9608.000	42.325	43.255	-31.675	74.000	-0.930	PK
6		9648.000	42.235	43.022	-31.765	74.000	-0.787	PK

**Note:**

1. " \* ", means this data is the worst emission level.
2. Measurement Level = Reading Level + Factor(Probe+Cable-Amp).

Engineer: Damon	
Site: AC5	Time: 2018/06/29
Limit: FCC_Part15.209_RE(3m)	Margin: 0
Probe: Horn_3117_00167055(1-18GHz)	Polarity: Vertical
EUT: Wireless Access Point	Power: AC 120V/60Hz
Note: WIFI+BT simultaneous transmit	



No	Mark	Frequency (MHz)	Measure Level (dBuV/m)	Reading Level (dBuV)	Over Limit (dB)	Limit (dBuV/m)	Factor (dB)	Type
1		4804.000	32.231	40.529	-41.769	74.000	-8.298	PK
2		4824.000	33.225	41.562	-40.775	74.000	-8.338	PK
3		7206.000	38.028	42.998	-35.972	74.000	-4.970	PK
4		7236.000	38.054	43.052	-35.946	74.000	-4.998	PK
5	*	9608.000	39.622	40.552	-34.378	74.000	-0.930	PK
6		9648.000	39.218	40.005	-34.782	74.000	-0.787	PK

**Note:**

1. " \* ", means this data is the worst emission level.
2. Measurement Level = Reading Level + Factor(Probe+Cable-Amp).



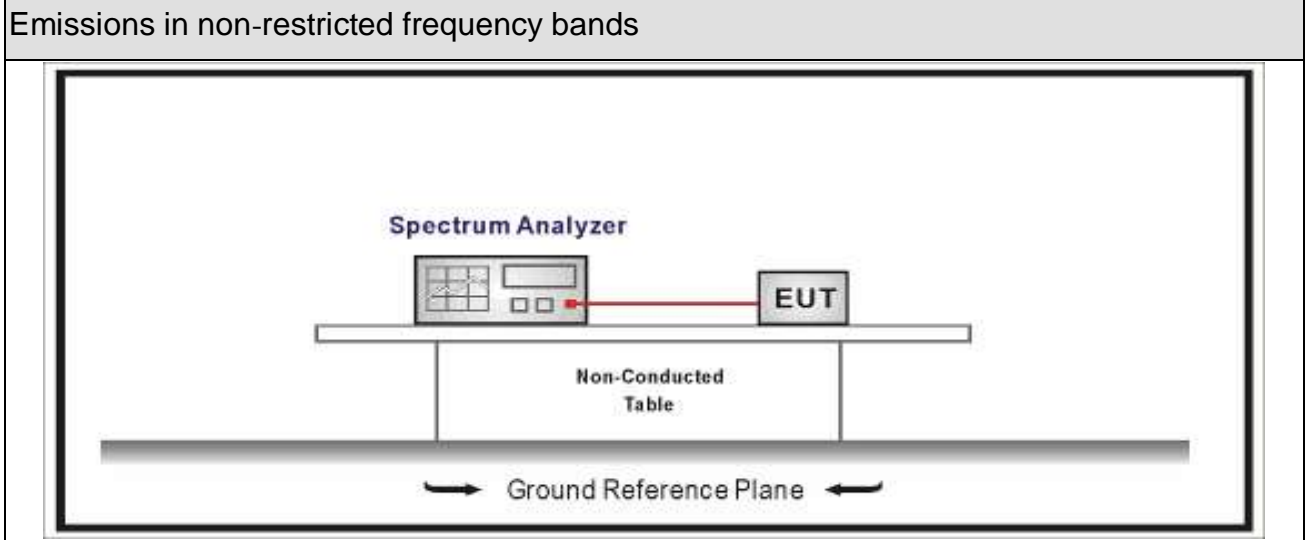
## 5. Emissions in non-restricted frequency bands

### 5.1. Test Equipment

Emissions in non-restricted frequency bands / TR-8					
Instrument	Manufacturer	Type No.	Serial No.	Cal. Date	Cal. Due Date
Spectrum Analyzer	Agilent	N9010A	MY48030494	2018.02.04	2019.02.03
EXA Spectrum Analyzer	Keysight	N9010A	MY55370495	2018.04.09	2019.04.08
MXA Signal Analyzer	Keysight	N9020A	MY56060147	2018.04.09	2019.04.08
Temperature/Humidity Meter	zhichen	ZC1-2	TR8-TH	2018.04.10	2019.04.09

Note: All equipment are calibrated with traceable calibrations. Each calibration is traceable to the national or international standards.

## 5.2. Test Setup




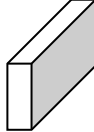




### 5.3. Limit

Un-Restricted Band Emissions Limit	
RF Output power (Detection methods)	Limit(dB)
RF Output power(Average detector)	30c(Note1)
RF Output power(PK detector)	20c(Note2)
<p>Note 1: If maximum conducted (average) output power was used to demonstrate compliance as described in 9.2, then the peak power in any 100 kHz bandwidth outside of the authorized frequency band shall be attenuated by at least 30 dB relative to the maximum in-band peak PSD level in 100 kHz (i.e., 30 dBc).</p> <p>Note 2: If the maximum peak conducted output power procedure was used, then the peak output power measured in any 100 kHz bandwidth outside of the authorized frequency band shall be attenuated by at least 20 dB relative to the maximum in-band peak PSD level in 100 kHz (i.e., 20 dBc).</p>	

## 5.4. Test Procedure

Test Method			
	References Rule	Chapter	Description
<input checked="" type="checkbox"/>	ANSI C63.10	11.11	Emissions in non-restricted frequency bands
	<input checked="" type="checkbox"/> ANSI C63.10	11.11.2	Reference level measurement
	<input checked="" type="checkbox"/> ANSI C63.10	11.11.3	Emission level measurement
<input type="checkbox"/>	ANSI C63.10	11.12	Emissions in restricted frequency bands
	<input type="checkbox"/> ANSI C63.10	11.12.1	Radiated emission measurements
	<input type="checkbox"/> ANSI C63.10	11.12.2.7	Radiated spurious emission test
<input type="checkbox"/>	ANSI C63.10	6.4	Radiated emissions from unlicensed wireless devices below 30 MHz
<input type="checkbox"/>	ANSI C63.10	6.5	Radiated emissions from unlicensed wireless devices in the frequency range of 30 MHz to 1000 MHz
<input type="checkbox"/>	ANSI C63.10	6.6	Radiated emissions from unlicensed wireless devices above 1 GHz
	<input type="checkbox"/> ANSI C63.10	11.12.2	Antenna-port conducted measurements
	<input type="checkbox"/> ANSI C63.10	11.12.2.3	Quasi-peak measurement procedure
	<input type="checkbox"/> ANSI C63.10	11.12.2.4	Peak power measurement procedure
	<input type="checkbox"/> ANSI C63.10	11.12.2.5	Average power measurement procedures
	<input type="checkbox"/> ANSI C63.10	11.12.2.5.1	Trace averaging with continuous EUT transmission at full power
	<input type="checkbox"/> ANSI C63.10	11.12.2.5.2	Trace averaging across ON and OFF times of the EUT transmissions followed by duty cycle correction
	<input type="checkbox"/> ANSI C63.10	11.12.2.5.3	Reduced VBW averaging across ON and OFF times of the EUT transmissions with max hold

**5.5. EUT test Axis definition**

Item	Emissions in non-restricted frequency bands			
Device Category	<input type="checkbox"/>	Fixed point-to-point		
	<input type="checkbox"/>	Emit multiple directional beams, simultaneously or sequentially		
	<input checked="" type="checkbox"/>	Other cases		
Test mode	Mode 1 ~ Mode 3			
Test method	<input type="checkbox"/>	Radiated		
		X Axis	Y Axis	Z Axis
				
		Worst Axis <input type="checkbox"/>	Worst Axis <input type="checkbox"/>	Worst Axis <input type="checkbox"/>
	<input checked="" type="checkbox"/>	Conducted		
	<input type="checkbox"/>	Chain 1		
				
	<input checked="" type="checkbox"/>	Chain 1	Chain 2	
				
	<input type="checkbox"/>	Chain 1	Chain 2	Chain 3
				

## 5.6. Test Result

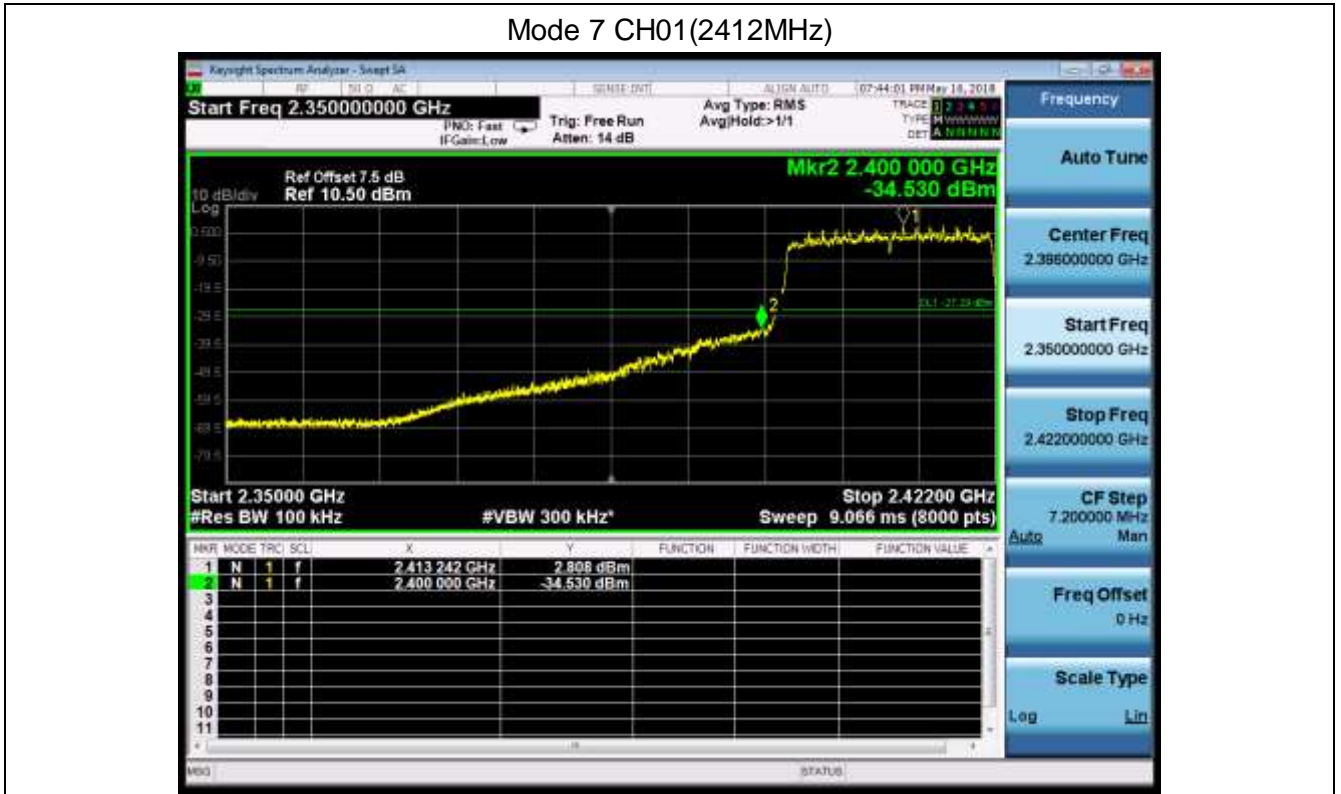
Product Name	: Wireless Access Point	Power	: AC 120V/60Hz
Test Mode	: Mode1~8	Test Site	: TR8
Test Date	: 2018.05.16	Test Engineer	: Damon

### 2TX\*2RX

Mode	Channel	Test Frequency (MHz)	Maximum In-Band PSD[a] (dBm/100kHz)	Frequency (MHz)	Out-Band PSD[b] (dBm/100kHz)	[a]-[b] (dB)	Limit (dB)	Result
1	01	2412	13.084	2400	-34.250	47.334	>20	Pass
1	11	2462	12.588	2500	-49.225	61.813	>20	Pass
2	01	2412	3.449	2400	-40.974	44.423	>20	Pass
2	11	2462	2.018	2500	-55.160	57.178	>20	Pass
3	01	2412	3.677	2400	-40.438	44.115	>20	Pass
3	11	2462	2.529	2500	-56.764	59.293	>20	Pass
4	03	2422	-0.445	2400	-47.118	46.673	>20	Pass
4	09	2452	-2.709	2500	-56.463	53.754	>20	Pass
5	01	2412	3.762	2400	-42.529	46.291	>20	Pass
5	11	2462	2.660	2500	-58.467	61.127	>20	Pass
6	03	2422	-0.366	2400	-47.986	47.620	>20	Pass
6	09	2452	-2.777	2500	-57.738	54.961	>20	Pass
7	01	2412	2.808	2400	-34.530	37.388	>20	Pass
7	11	2462	1.629	2500	-57.674	59.303	>20	Pass
8	03	2422	-0.578	2400	-46.144	45.566	>20	Pass

8	09	2452	-3.132	2500	-57.172	54.040	>20	Pass
9	01	2412	7.275	2400	-51.889	59.164	>20	Pass
9	11	2462	6.261	2500	-59.053	65.314	>20	Pass
10	01	2412	1.749	2400	-43.945	45.694	>20	Pass
10	11	2462	-1.720	2500	-60.670	58.950	>20	Pass
11	01	2412	1.174	2400	-45.029	46.203	>20	Pass
11	11	2462	-1.667	2500	-60.749	59.082	>20	Pass
12	03	2422	0.550	2400	-45.531	46.081	>20	Pass
12	09	2452	-5.187	2500	-60.332	55.145	>20	Pass
13	01	2412	0.404	2400	-45.313	45.717	>20	Pass
13	11	2462	-2.424	2500	-61.347	58.923	>20	Pass
14	03	2422	-4.219	2400	-53.728	49.509	>20	Pass
14	09	2452	-5.240	2500	-61.161	55.921	>20	Pass
15	01	2412	0.464	2400	-45.531	45.995	>20	Pass
15	11	2462	-2.479	2500	-62.538	60.059	>20	Pass
16	03	2422	-4.733	2400	-53.517	48.784	>20	Pass
16	09	2452	-5.327	2500	-62.220	56.893	>20	Pass

Note: The worst case of emissions in non-restricted frequency bands as below:



**4TX\*4RX**

Mode	Channel	Test Frequency (MHz)	Maximum In-Band PSD[a] (dBm/100kHz)	Frequency (MHz)	Out-Band PSD[b] (dBm/100kHz)	[a]-[b] (dB)	Limit (dB)	Result
1	01	2412	6.614	2400	-54.693	61.307	>20	Pass
1	11	2462	4.929	2500	-59.110	64.039	>20	Pass
2	01	2412	0.858	2400	-44.973	45.831	>20	Pass
2	11	2462	-2.174	2500	-60.946	58.772	>20	Pass
3	01	2412	-0.270	2400	-46.049	45.779	>20	Pass
3	11	2462	-4.260	2500	-61.654	57.394	>20	Pass
4	03	2422	-5.220	2400	-50.903	45.683	>20	Pass
4	09	2452	-6.159	2500	-60.583	54.424	>20	Pass
5	01	2412	-0.634	2400	-46.524	45.890	>20	Pass



5	11	2462	-3.235	2500	-61.930	58.695	>20	Pass
6	03	2422	-5.448	2400	-53.775	48.327	>20	Pass
6	09	2452	-5.752	2500	-61.398	55.646	>20	Pass
7	01	2412	-0.486	2400	-44.973	44.487	>20	Pass
7	11	2462	-3.039	2500	-60.673	57.634	>20	Pass
8	03	2422	-5.328	2400	-53.834	48.506	>20	Pass
8	09	2452	-6.182	2500	-60.842	54.660	>20	Pass
9	01	2412	13.749	2400	-33.472	47.221	>20	Pass
9	11	2462	13.023	2500	-51.762	64.785	>20	Pass
10	01	2412	4.798	2400	-37.757	42.555	>20	Pass
10	11	2462	3.247	2500	-57.641	60.888	>20	Pass
11	01	2412	4.390	2400	-40.260	44.650	>20	Pass
11	11	2462	3.180	2500	-55.878	59.058	>20	Pass
12	03	2422	0.482	2400	-46.513	46.995	>20	Pass
12	09	2452	-1.767	2500	-57.382	55.615	>20	Pass
13	01	2412	4.413	2400	-41.235	45.648	>20	Pass
13	11	2462	3.291	2500	-57.307	60.598	>20	Pass
14	03	2422	0.357	2400	-47.043	47.400	>20	Pass
14	09	2452	-2.480	2500	-57.739	55.259	>20	Pass
15	01	2412	4.164	2400	-32.359	36.523	>20	Pass

15	11	2462	3.211	2500	-55.288	58.499	>20	Pass
16	03	2422	0.365	2400	-46.376	46.741	>20	Pass
16	09	2452	-2.108	2500	-57.551	55.443	>20	Pass

Note: The worst case of emissions in non-restricted frequency bands as below:

Mode 15 CH01(2412MHz)



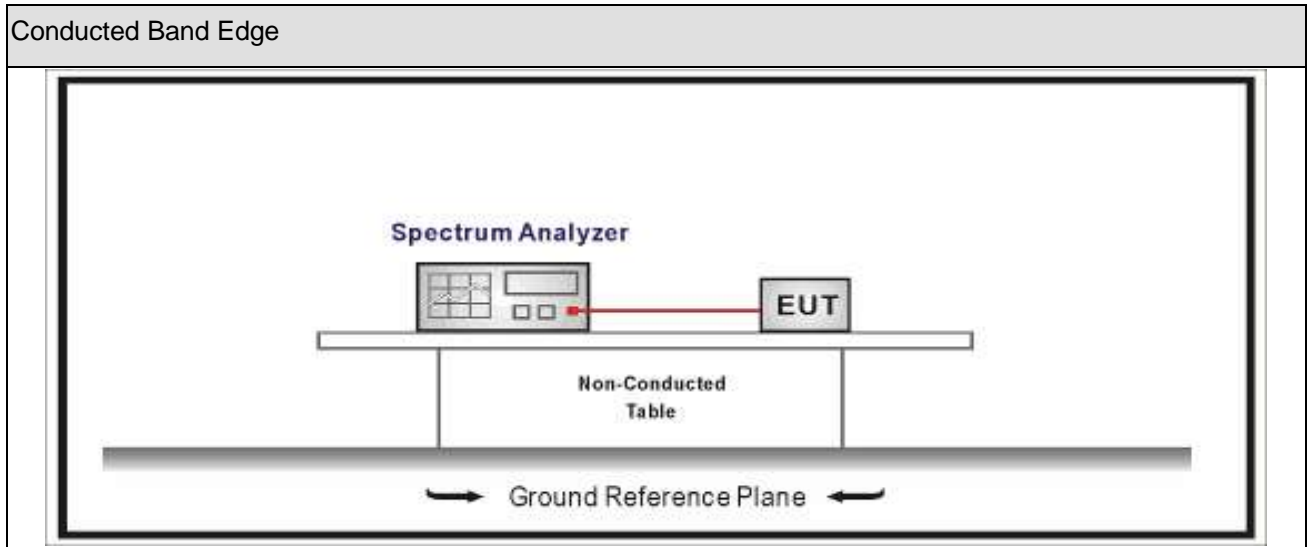
## 6. Conducted Band Edge

### 6.1. Test Equipment

Conducted Band Edge / TR-8					
Instrument	Manufacturer	Type No.	Serial No.	Cal. Date	Cal. Due Date
Spectrum Analyzer	Agilent	N9010A	MY48030494	2018.02.04	2019.02.03
EXA Spectrum Analyzer	Keysight	N9010A	MY55370495	2018.04.09	2019.04.08
MXA Signal Analyzer	Keysight	N9020A	MY56060147	2018.04.09	2019.04.08
Temperature/Humidity Meter	zhichen	ZC1-2	TR8-TH	2018.04.10	2019.04.09

Note: All equipment are calibrated with traceable calibrations. Each calibration is traceable to the national or international standards.

## 6.2. Test Setup



## 6.3. Limit


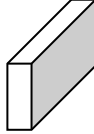




Band edge Limit				
Frequency bands (MHz)	Detector	Limit (dB $\mu$ V/m)	RBW (MHz)	Distance (m)
2310-2390	PK	74	1	3
2483.5-2500	AV	54	1	3

Note: The field strength of emissions appearing within these frequency bands shall not exceed the limits.

## 6.4. Test Procedure

Conducted Band Edge			
	References Rule	Chapter	Description
<input checked="" type="checkbox"/>	ANSI C63.10	6.10	Band-edge testing
	<input checked="" type="checkbox"/> ANSI C63.10	6.10.5	Restricted-band band-edge measurements
	<input type="checkbox"/> ANSI C63.10	6.10.6	Marker-delta method
<input type="checkbox"/>	ANSI C63.10	11.12	Emissions in restricted frequency bands
	<input type="checkbox"/> ANSI C63.10	11.12.1	Radiated emission measurements
	<input type="checkbox"/> ANSI C63.10	11.12.2.7	Radiated spurious emission test
<input type="checkbox"/>	ANSI C63.10	6.4	Radiated emissions from unlicensed wireless devices below 30 MHz
<input type="checkbox"/>	ANSI C63.10	6.5	Radiated emissions from unlicensed wireless devices in the frequency range of 30 MHz to 1000 MHz
<input type="checkbox"/>	ANSI C63.10	6.6	Radiated emissions from unlicensed wireless devices above 1 GHz
	<input checked="" type="checkbox"/> ANSI C63.10	11.12.2	Antenna-port conducted measurements
	<input type="checkbox"/> ANSI C63.10	11.12.2.3	Quasi-peak measurement procedure
	<input checked="" type="checkbox"/> ANSI C63.10	11.12.2.4	Peak power measurement procedure
	<input checked="" type="checkbox"/> ANSI C63.10	11.12.2.5	Average power measurement procedures
	<input type="checkbox"/> ANSI C63.10	11.12.2.5.1	Trace averaging with continuous EUT transmission at full power
	<input type="checkbox"/> ANSI C63.10	11.12.2.5.2	Trace averaging across ON and OFF times of the EUT transmissions followed by duty cycle correction
	<input checked="" type="checkbox"/> ANSI C63.10	11.12.2.5.3	Reduced VBW averaging across ON and OFF times of the EUT transmissions with max hold

### 6.5. EUT test definition

Item	Conducted Band Edge			
Device Category	<input type="checkbox"/>	Fixed point-to-point		
	<input type="checkbox"/>	Emit multiple directional beams, simultaneously or sequentially		
	<input checked="" type="checkbox"/>	Other cases		
Test mode	Mode 1~8			
Test method	<input type="checkbox"/>	Radiated		
		X Axis	Y Axis	Z Axis
				
		Worst Axis <input type="checkbox"/>	Worst Axis <input type="checkbox"/>	Worst Axis <input type="checkbox"/>
	<input checked="" type="checkbox"/>	Conducted		
	<input type="checkbox"/>	Chain 1		
				
	<input checked="" type="checkbox"/>	Chain 1	Chain 2	
				
	<input type="checkbox"/>	Chain 1	Chain 2	Chain 3
				

## 6.6. Duty Cycle

### 2\*TX+2\*RX:

Test Mode	Tx On (ms)	Tx Off (ms)	VBW	Tx On + Tx Off (ms)	Duty Cycle
802.11b	12.33	0.72	82Hz	13.05	94.48%
802.11g	2.06	0.11	510Hz	2.17	94.93%
802.11n(20MHz)	1.90	0.11	560Hz	2.01	94.53%
802.11n(40MHz)	0.94	0.11	1.1KHz	1.05	89.52%
802.11ac(20MHz)	1.92	0.04	560Hz	1.96	97.96%
802.11ac(40MHz)	0.94	0.04	1.1KHz	0.98	95.92%
802.11ax(20MHz)	1.49	0.03	680Hz	1.52	98.03%
802.11ax(40MHz)	0.76	0.05	1.5KHz	0.81	93.83%
802.11b with Beam-forming	12.33	0.72	82Hz	13.05	94.48%
802.11g with Beam-forming	2.06	0.11	510Hz	2.17	94.93%
802.11n(20MHz) with Beam-forming	1.90	0.11	560Hz	2.01	94.53%
802.11n(40MHz) with Beam-forming	0.94	0.11	1.1KHz	1.05	89.52%
802.11ac(20MHz) with Beam-forming	1.92	0.04	560Hz	1.96	97.96%
802.11ac(40MHz) with Beam-forming	0.94	0.04	1.1KHz	0.98	95.92%
802.11ax(20MHz) with Beam-forming	1.49	0.03	680Hz	1.52	98.03%
802.11ax(40MHz) with Beam-forming	0.76	0.05	1.5KHz	0.81	93.83%

802.11b



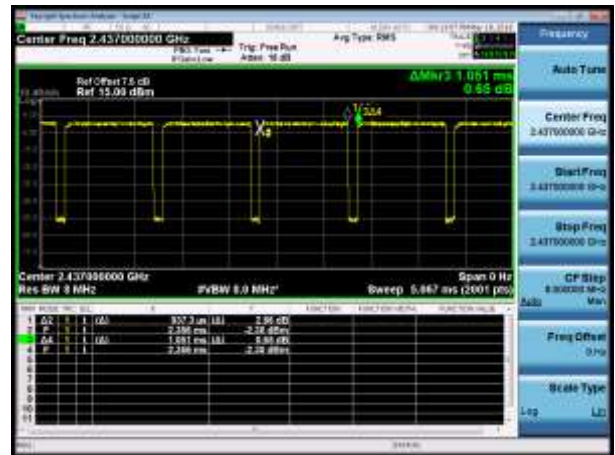
802.11g



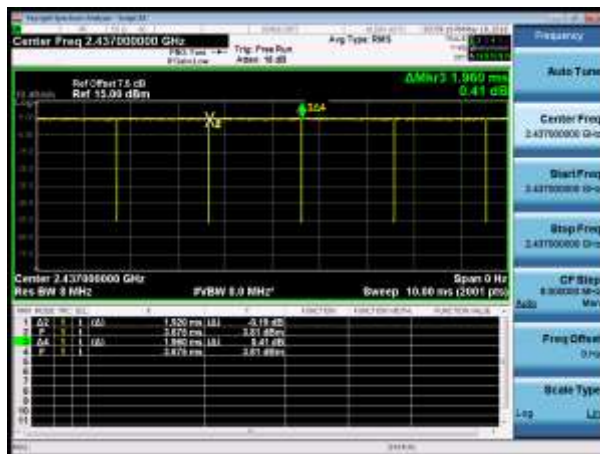
802.11n(20MHz)



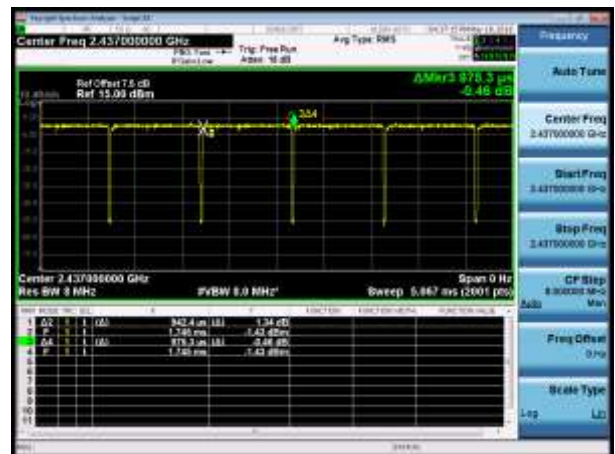
802.11n(40MHz)



802.11ac(20MHz)



802.11ac(40MHz)





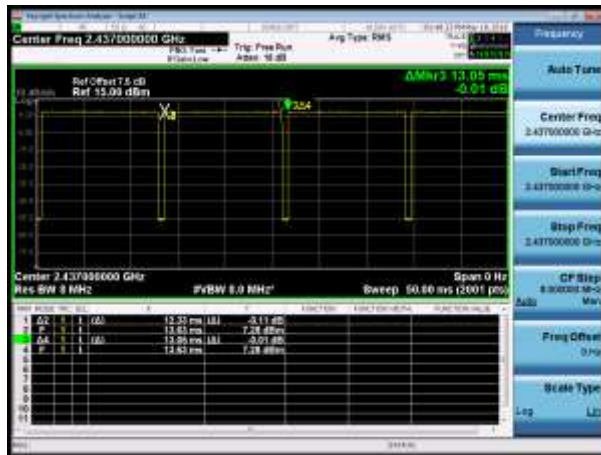
802.11ax(20MHz)



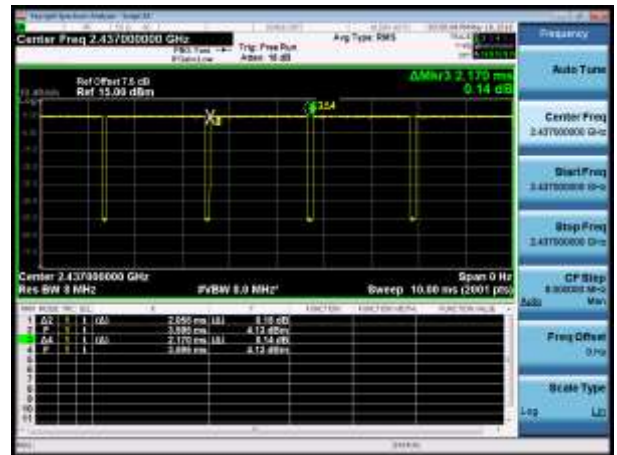
802.11ax(40MHz)



802.11b with Beam-forming



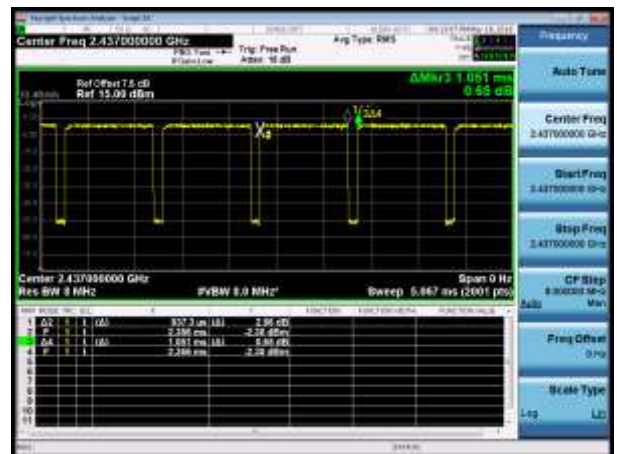
802.11g with Beam-forming



802.11n(20MHz) with Beam-forming



802.11n(40MHz) with Beam-forming



802.11ac(20MHz) with Beam-forming



802.11ac(40MHz) with Beam-forming



802.11ax(20MHz) with Beam-forming



802.11ax(40MHz) with Beam-forming

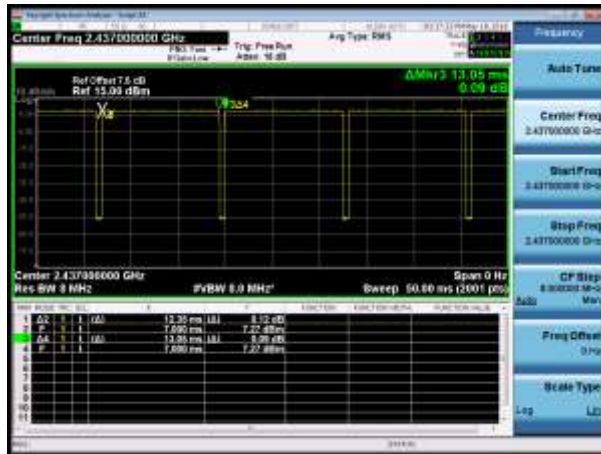


**4\*TX+4\*RX:**

Test Mode	Tx On (ms)	Tx Off (ms)	VBW	Tx On + Tx Off (ms)	Duty Cycle
802.11b	12.35	0.70	82Hz	13.05	94.64%
802.11g	2.06	0.12	510Hz	2.18	94.50%
802.11n(20MHz)	1.92	0.10	560Hz	2.02	95.05%
802.11n(40MHz)	0.94	0.10	1.1KHz	1.04	90.38%
802.11ac(20MHz)	1.93	0.03	560Hz	1.96	98.47%
802.11ac(40MHz)	0.95	0.03	1.1KHz	0.98	96.94%
802.11ax(20MHz)	1.49	0.03	680Hz	1.52	98.03%
802.11ax(40MHz)	0.77	0.03	1.3KHz	0.80	96.25%
802.11b with Beam-forming	12.35	0.70	82Hz	13.05	94.64%
802.11g with Beam-forming	2.06	0.12	510Hz	2.18	94.50%
802.11n(20MHz) with Beam-forming	1.92	0.10	560Hz	2.02	95.05%
802.11n(40MHz) with Beam-forming	0.94	0.10	1.1KHz	1.04	90.38%
802.11ac(20MHz) with Beam-forming	1.93	0.03	560Hz	1.96	98.47%
802.11ac(40MHz) with Beam-forming	0.95	0.03	1.1KHz	0.98	96.94%
802.11ax(20MHz) with Beam-forming	1.49	0.03	680Hz	1.52	98.03%
802.11ax(40MHz) with Beam-forming	0.77	0.03	1.3KHz	0.80	96.25%



802.11b



802.11g



802.11n(20MHz)



802.11n(40MHz)



802.11ac(20MHz)



802.11ac(40MHz)



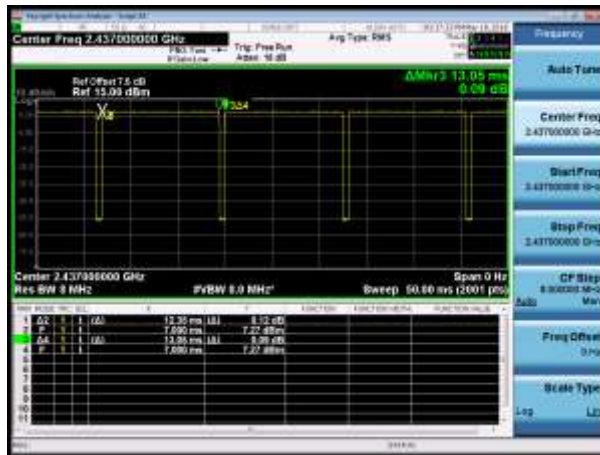
802.11ax(20MHz)



802.11ax(40MHz)



802.11b with Beam-forming



802.11g with Beam-forming



802.11n(20MHz) with Beam-forming



802.11n(40MHz) with Beam-forming



802.11ac(20MHz) with Beam-forming



802.11ac(40MHz) with Beam-forming



802.11ax(20MHz) with Beam-forming



802.11ax(40MHz) with Beam-forming





## 6.7. Test Result

**AV-Ant 1+2 with CDD:**

**AV Limit=54 dBuV/m-95.2-10lg2(2tx)-8(Directional Gain)-0.8(Cable Loss) =-53dbm**

**AV-Ant 1+2+3+4 with CDD:**

**AV Limit=54 dBuV/m-95.2-10lg4(4tx)-11(Directional Gain)-0.8(Cable Loss) =-59dbm**

**PK-Ant 1+2 with CDD:**

**PK Limit=74 dBuV/m-95.2-10lg2(2tx)-8(Directional Gain)-0.8(Cable Loss) =-33dbm**

**PK-Ant 1+2+3+4 with CDD:**

**PK Limit=74 dBuV/m-95.2-10lg4(4tx)-11(Directional Gain)-0.8(Cable Loss) =-39dbm**

**AV-Ant 1+2 with BF:**

**AV Limit=54 dBuV/m-95.2-10lg2(2tx)-8(Directional Gain)-0.8(Cable Loss) =-53dbm**

**AV-Ant 1+2 with BF:**

**AV Limit=54 dBuV/m-95.2-10lg4(4tx)-11(Directional Gain)-0.8(Cable Loss) =-59dbm**

**PK-Ant 1+2 with BF:**

**PK Limit=74 dBuV/m-95.2-10lg2(2tx)-8(Directional Gain)-0.8(Cable Loss) =-33dbm**

**PK-Ant 1+2 with BF:**

**PK Limit=74 dBuV/m-95.2-10lg4(4tx)-11(Directional Gain)-0.8(Cable Loss) =-39dbm**

**AV-Ant 1+2 with CDD:  
2412MHz by 802.11b:**



**2462MHz by 802.11b:**





2412MHz by 802.11g:



2462MHz by 802.11g:



2412MHz by 802.11n20:



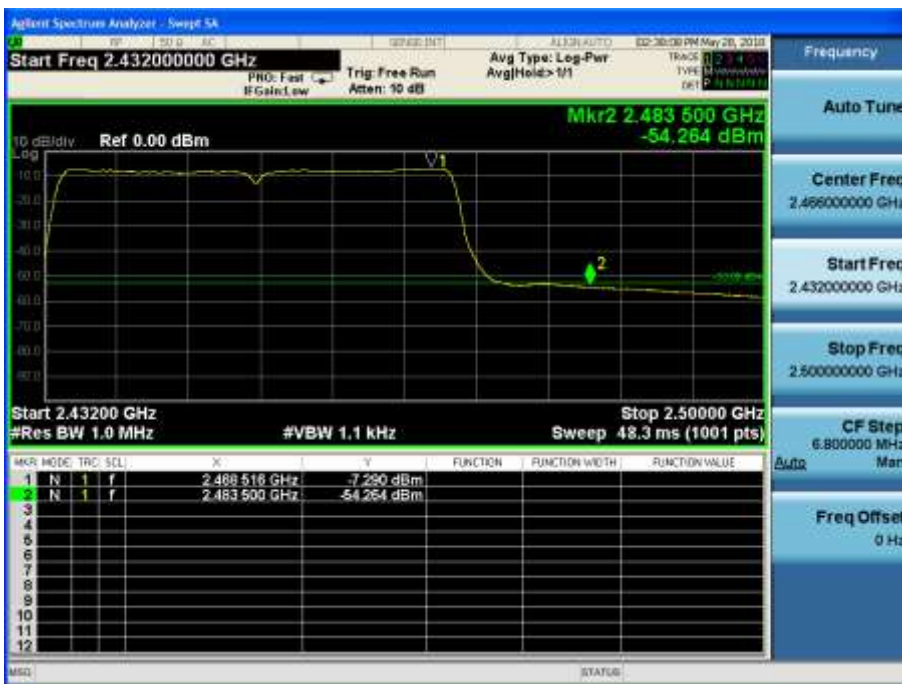
2462MHz by 802.11n20:



2422MHz by 802.11n40:



2452MHz by 802.11n40:



2412MHz by 802.11ac20:



2462MHz by 802.11ac20:





2422MHz by 802.11ac40:



2452MHz by 802.11ac40:



2412MHz by 802.11ax20:



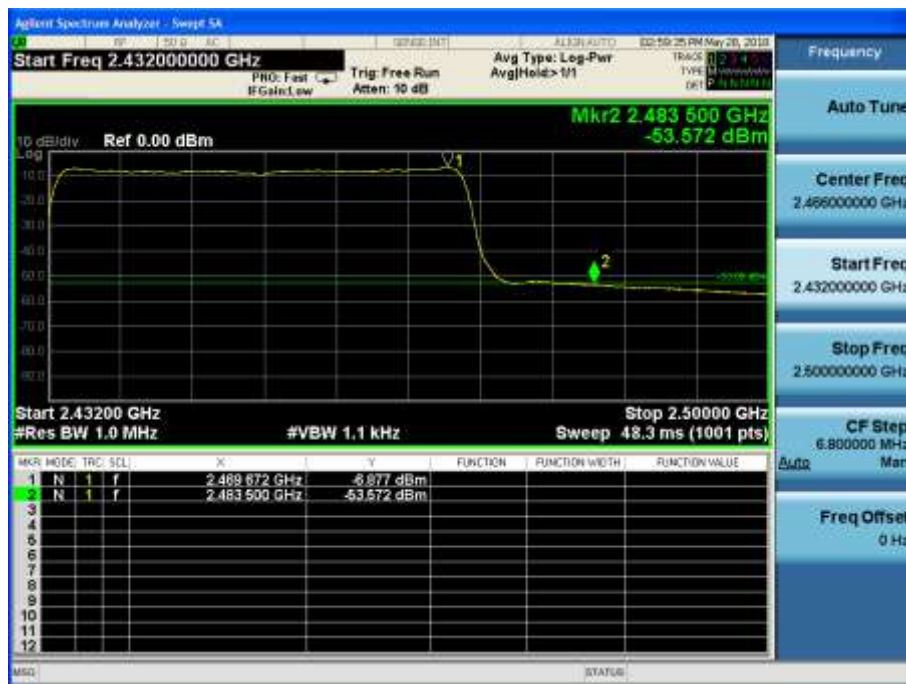
2462MHz by 802.11ax20:



2422MHz by 802.11ax40:



2452MHz by 802.11ax40:



**PK-Ant 1+2 with CDD:  
2412MHz by 802.11b:**



**2462MHz by 802.11b:**





2412MHz by 802.11g:



2462MHz by 802.11g:



2412MHz by 802.11n20:



2462MHz by 802.11n20:



2422MHz by 802.11n40:



2452MHz by 802.11n40:



2412MHz by 802.11ac20:



2462MHz by 802.11ac20:





2422MHz by 802.11ac40:



2452MHz by 802.11ac40:



2412MHz by 802.11ax20:



2462MHz by 802.11ax20:



2422MHz by 802.11ax40:



2452MHz by 802.11ax40:



**AV-Ant 1+2 with Beam-forming:  
2412MHz by 802.11b:**



**2462MHz by 802.11b:**





2412MHz by 802.11g:



2462MHz by 802.11g:



2412MHz by 802.11n20:



2462MHz by 802.11n20:



2422MHz by 802.11n40:



2452MHz by 802.11n40:



2412MHz by 802.11ac20:



2462MHz by 802.11ac20:

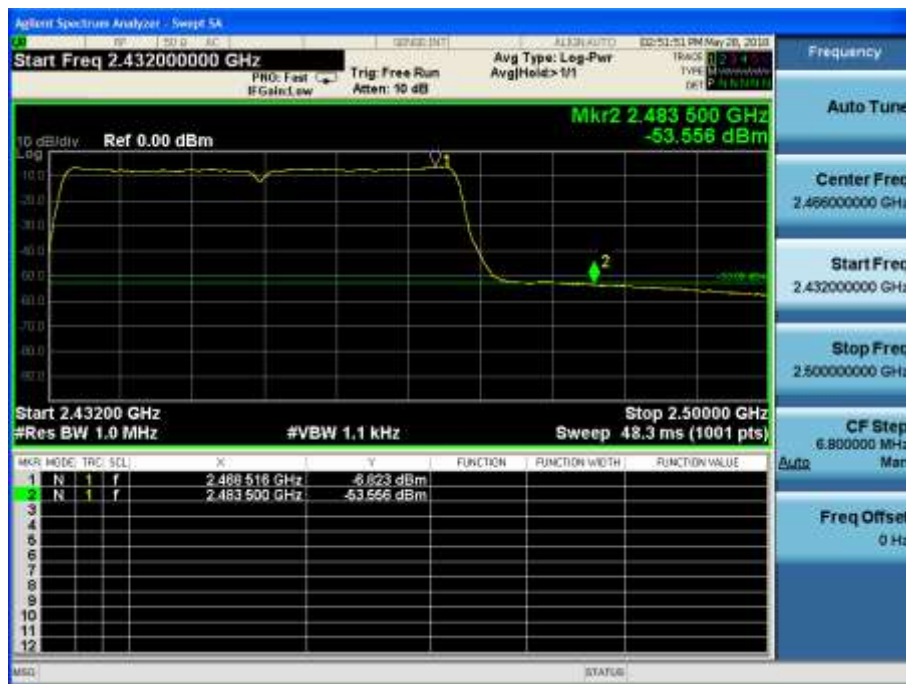




2422MHz by 802.11ac40:



2452MHz by 802.11ac40:



2412MHz by 802.11ax20:



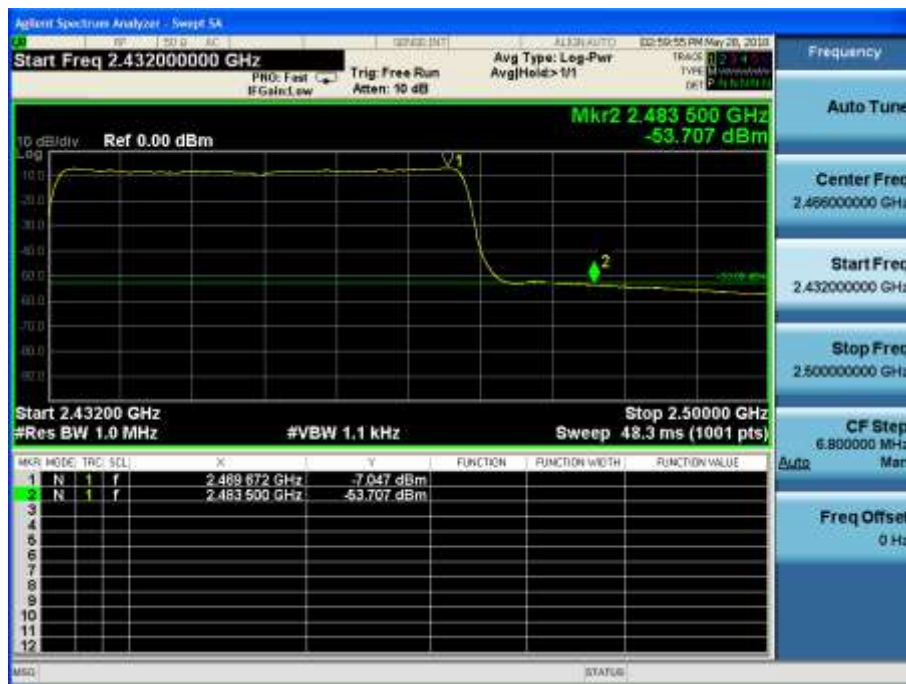
2462MHz by 802.11ax20:



2422MHz by 802.11ax40:



2452MHz by 802.11ax40:



**PK-Ant 1+2 with Beam-forming:  
2412MHz by 802.11b:**



**2462MHz by 802.11b:**





2412MHz by 802.11g:



2462MHz by 802.11g:



2412MHz by 802.11n20:



2462MHz by 802.11n20:



2422MHz by 802.11n40:



2452MHz by 802.11n40:



2412MHz by 802.11ac20:



2462MHz by 802.11ac20:





2422MHz by 802.11ac40:



2452MHz by 802.11ac40:



2412MHz by 802.11ax20:



2462MHz by 802.11ax20:



2422MHz by 802.11ax40:



2452MHz by 802.11ax40:





**AV-Ant 1+2+3+4 with CDD:  
2412MHz by 802.11b:**



**2462MHz by 802.11b:**



2412MHz by 802.11g:



2462MHz by 802.11g:



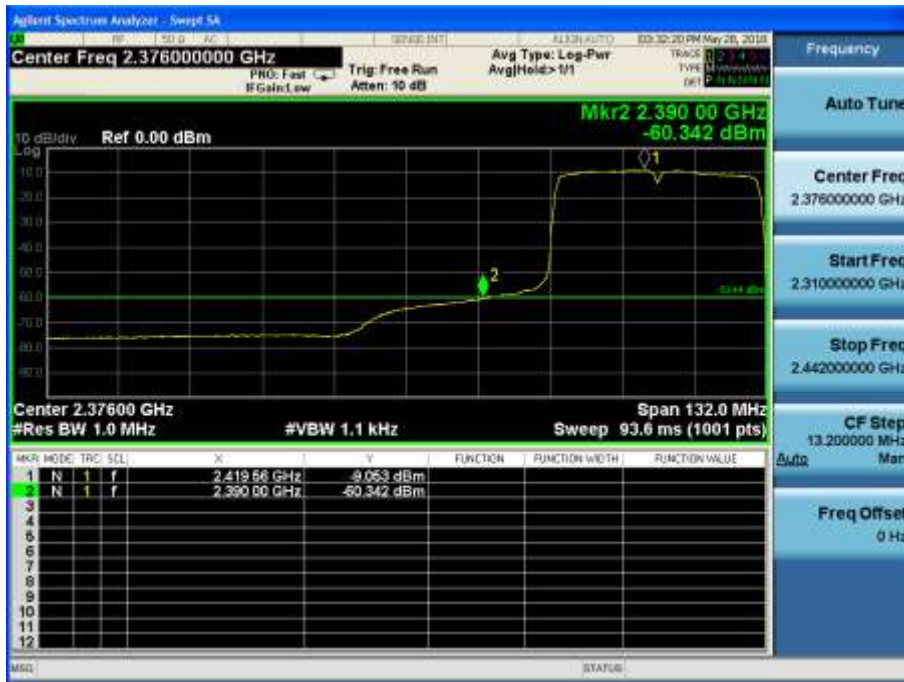
2412MHz by 802.11n20:



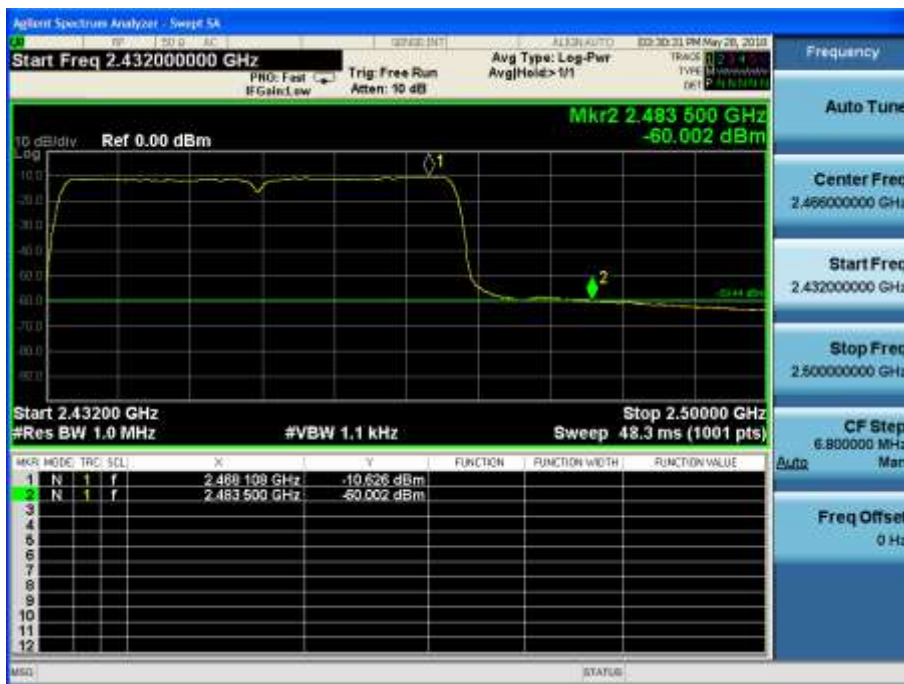
2462MHz by 802.11n20:



2422MHz by 802.11n40:



2452MHz by 802.11n40:





2412MHz by 802.11ac20:



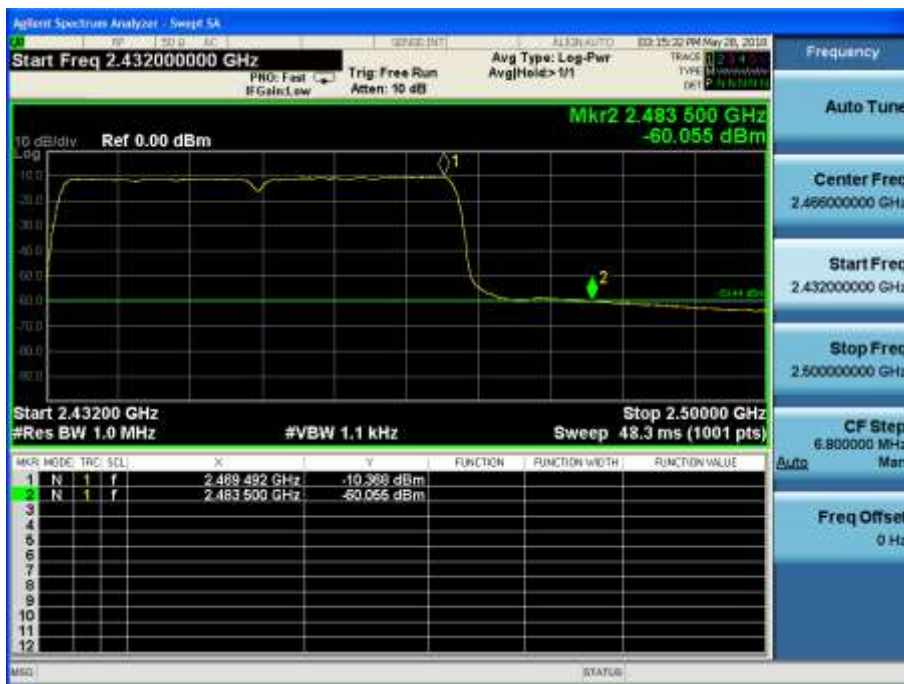
2462MHz by 802.11ac20:



2422MHz by 802.11ac40:



2452MHz by 802.11ac40:



2412MHz by 802.11ax20:

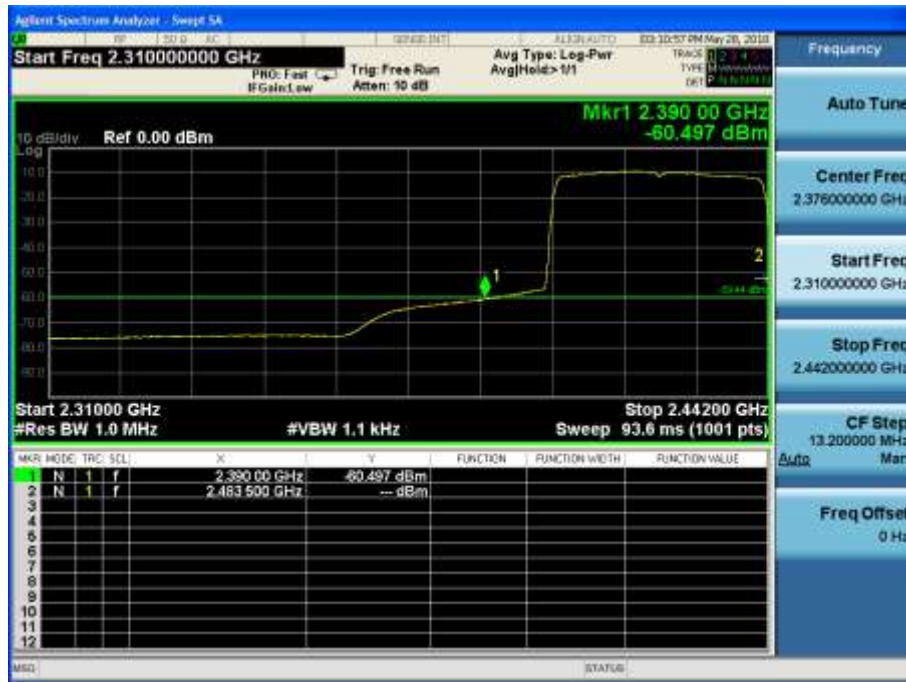


2462MHz by 802.11ax20:

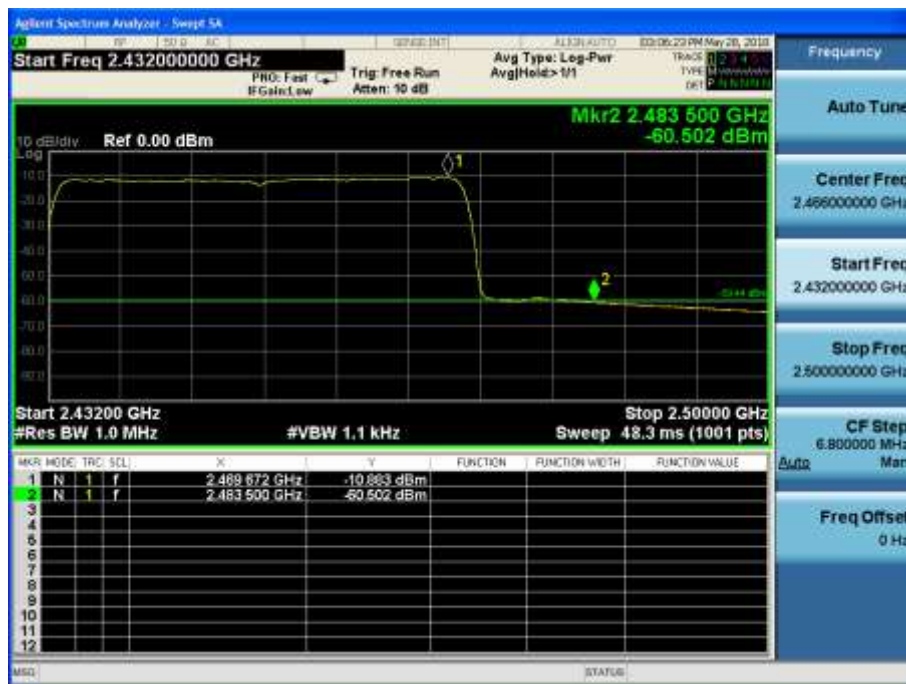




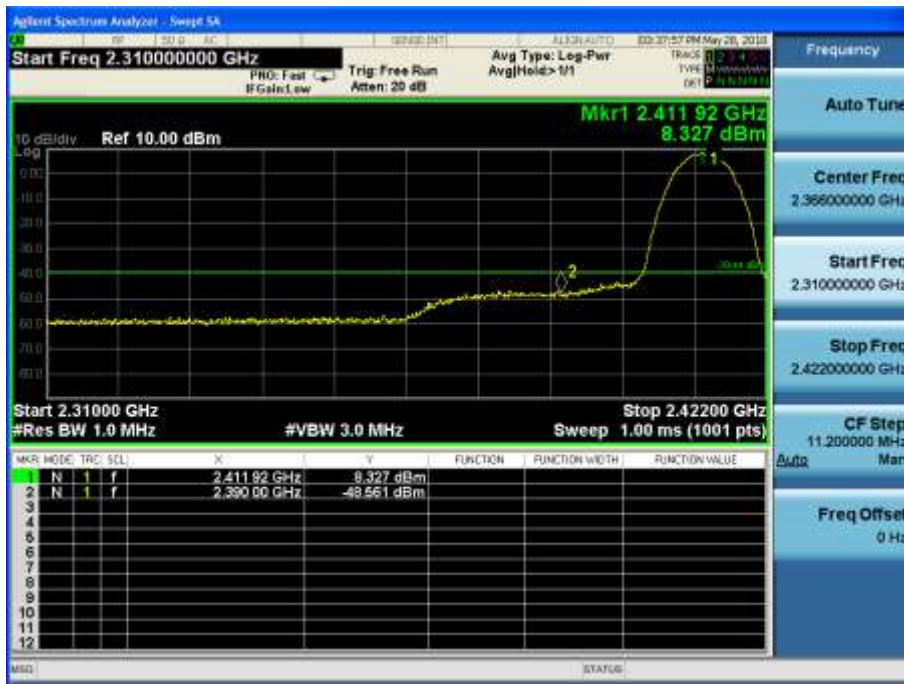
2422MHz by 802.11ax40:



2452MHz by 802.11ax40:



**PK-Ant 1+2+3+4 with CDD:  
2412MHz by 802.11b:**



**2462MHz by 802.11b:**



2412MHz by 802.11g:



2462MHz by 802.11g:



2412MHz by 802.11n20:



2462MHz by 802.11n20:





2422MHz by 802.11n40:



2452MHz by 802.11n40:



2412MHz by 802.11ac20:



2462MHz by 802.11ac20:

