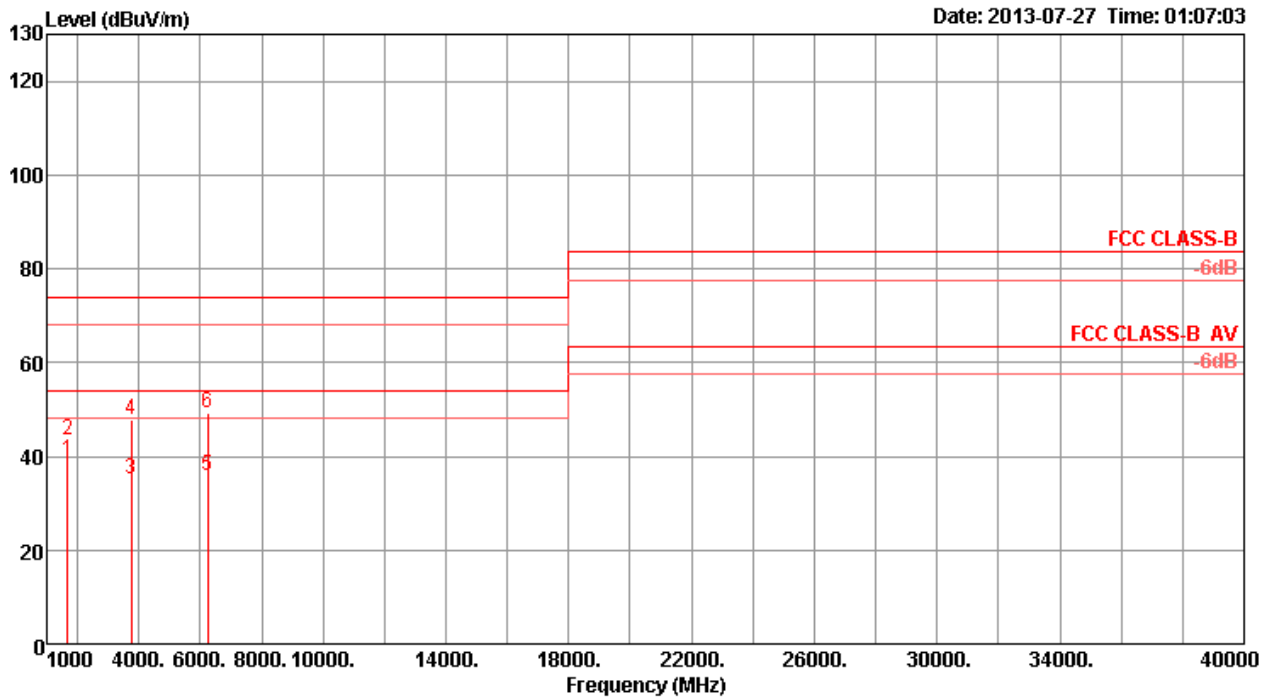


## Appendix C. Co-location

# 1. Results of Radiated Emissions for Co-located

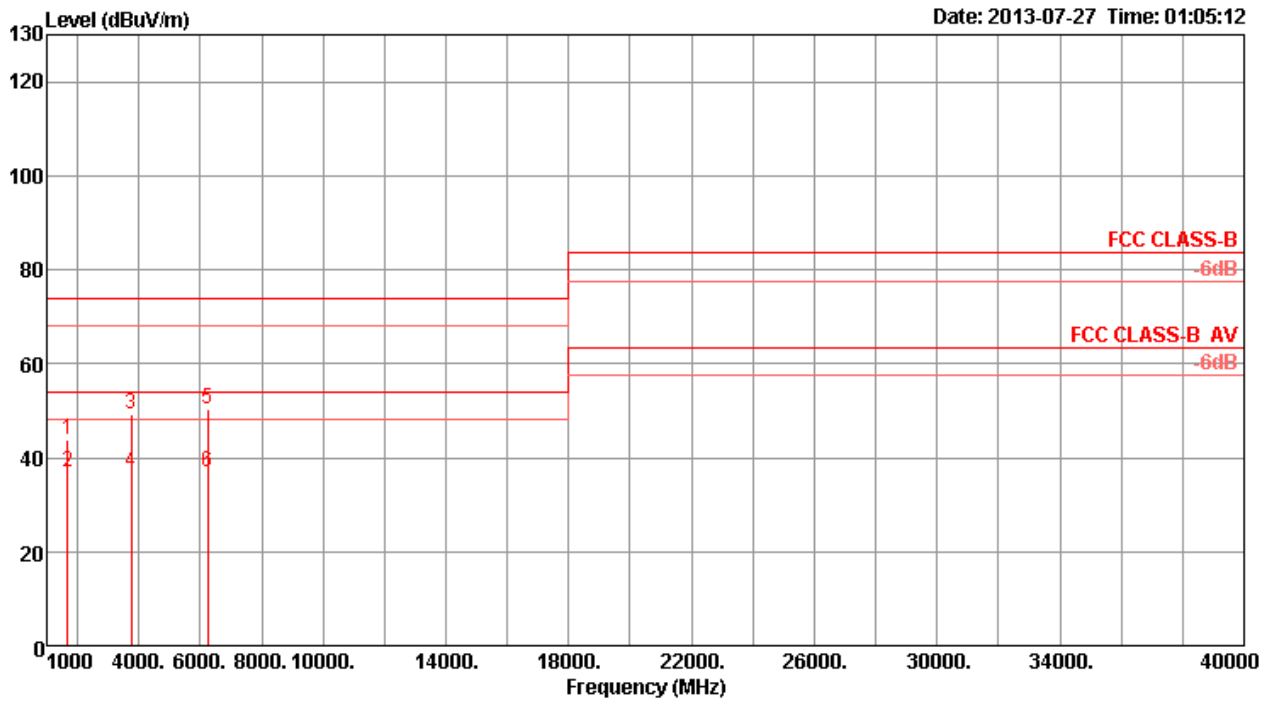
Temperature	24.5°C	Humidity	57%
Test Engineer	Serway Li	Configurations	Normal Link / 2.4G + 5G
Test Mode	Mode 1. EUT 1 put vertically+PoE		

## Horizontal



	Freq	Level	Limit Line	Over Limit	Read Level	Cable Loss	Antenna Factor	Preamp Factor	Remark	A/Pos	T/Pos	Pol/Phase
	MHz	dBuV/m	dBuV/m	dB	dBuV	dB	dB/m	dB		cm	deg	
1	1666.65	38.97	54.00	-15.03	44.43	3.37	26.07	34.90	Average	104	172	HORIZONTAL
2	1666.94	43.49	74.00	-30.51	48.95	3.37	26.07	34.90	Peak	104	172	HORIZONTAL
3	3749.90	35.04	54.00	-18.96	33.17	5.24	31.83	35.20	Average	101	235	HORIZONTAL
4	3750.06	47.88	74.00	-26.12	46.01	5.24	31.83	35.20	Peak	101	235	HORIZONTAL
5	6249.91	35.83	54.00	-18.17	29.39	6.64	35.05	35.25	Average	100	147	HORIZONTAL
6	6250.07	49.29	74.00	-24.71	42.85	6.64	35.05	35.25	Peak	100	147	HORIZONTAL

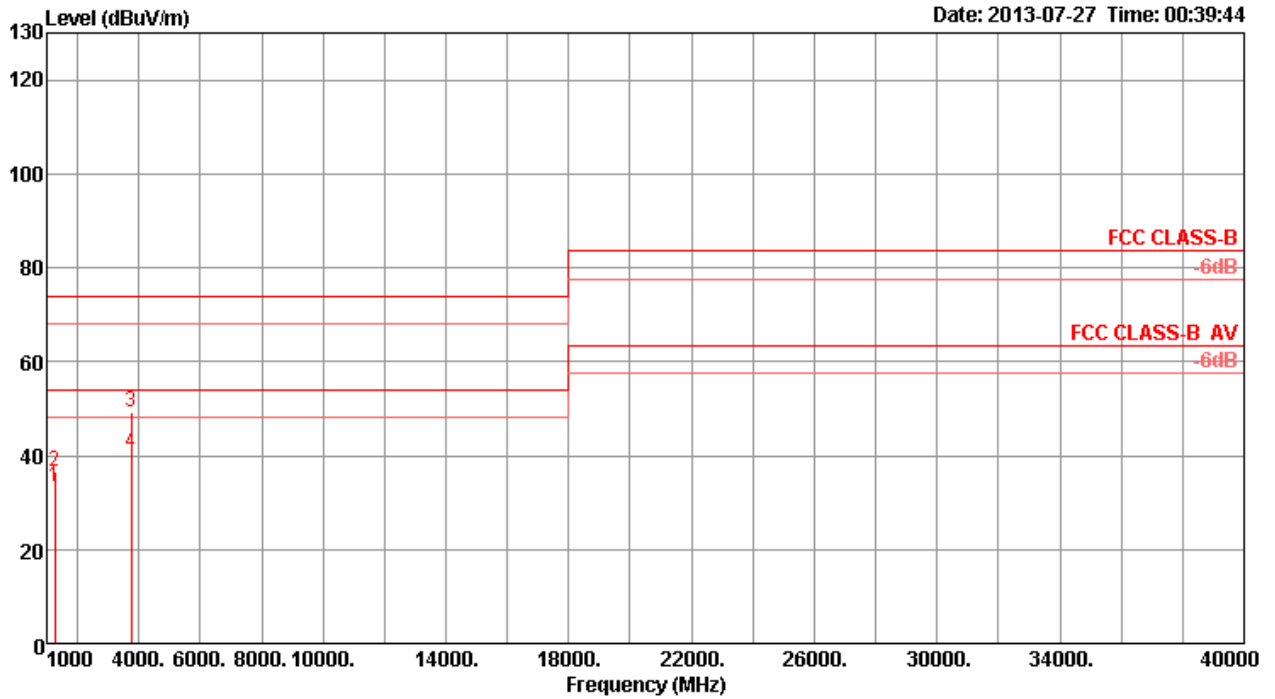
Vertical



	Freq	Level	Limit	Over	Read	CableAntenna	Preamp		A/Pos	T/Pos	Pol/Phase
	MHz	dBuV/m	dBuV/m	dB	dBuV	dB	dB/m	dB	cm	deg	
1	1666.66	43.93	74.00	-30.07	49.39	3.37	26.07	34.90	100	195	VERTICAL
2	1666.73	36.97	54.00	-17.03	42.43	3.37	26.07	34.90	100	195	VERTICAL
3	3749.72	49.43	74.00	-24.57	47.56	5.24	31.83	35.20	119	169	VERTICAL
4	3749.96	36.79	54.00	-17.21	34.92	5.24	31.83	35.20	119	169	VERTICAL
5	6249.65	50.33	74.00	-23.67	43.89	6.64	35.05	35.25	108	221	VERTICAL
6	6249.87	36.85	54.00	-17.15	30.41	6.64	35.05	35.25	108	221	VERTICAL

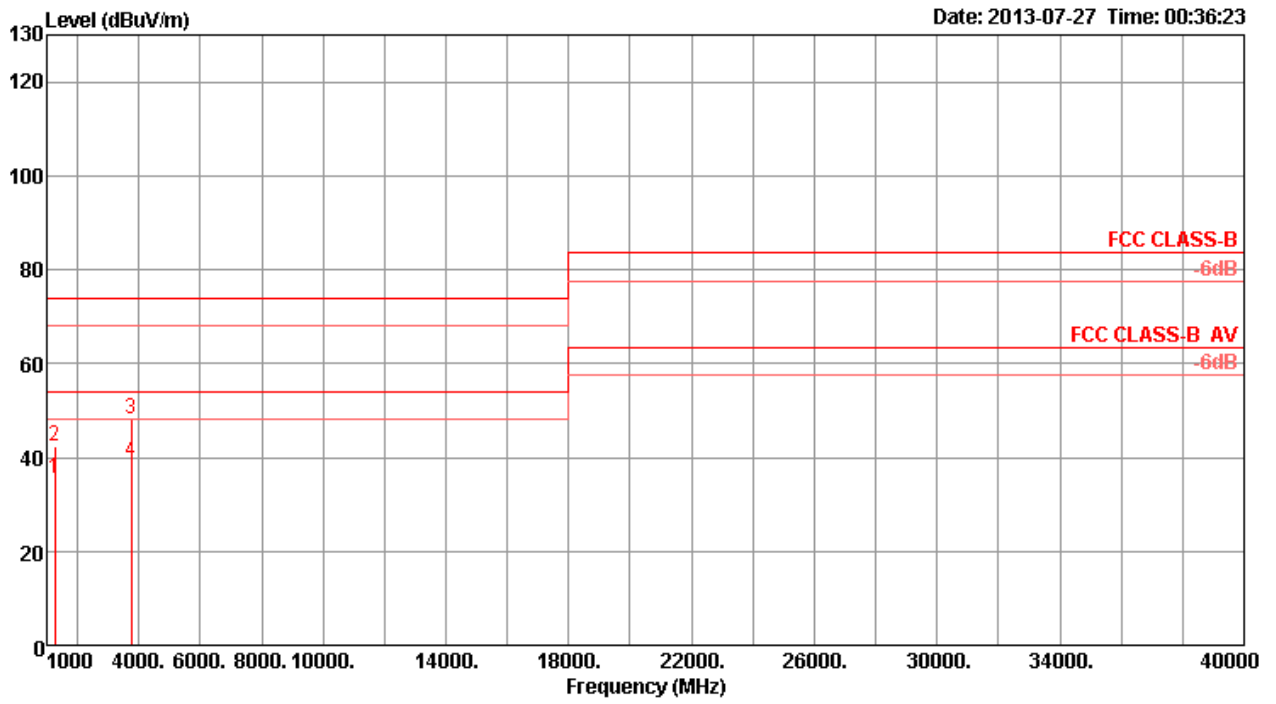
Temperature	24.5°C	Humidity	57%
Test Engineer	Serway Li	Configurations	Normal Link / 2.4G + 5G
Test Mode	Mode 2. EUT 2 put vertically+PoE		

Horizontal



	Freq	Level	Limit Line	Over Limit	Read Level	Cable Loss	Antenna Factor	Preamp Factor	Remark	A/Pos	T/Pos	Pol/Phase
	MHz	dBUV/m	dBUV/m	dB	dBuV	dB	dB/m	dB		cm	deg	
1	1249.96	33.38	54.00	-20.62	40.28	2.88	24.80	34.58	Average	110	190	HORIZONTAL
2	1250.40	36.40	74.00	-37.60	43.30	2.88	24.80	34.58	Peak	110	190	HORIZONTAL
3	3749.72	49.14	74.00	-24.86	47.27	5.24	31.83	35.20	Peak	103	186	HORIZONTAL
4	3749.95	40.40	54.00	-13.60	38.53	5.24	31.83	35.20	Average	103	186	HORIZONTAL

Vertical



	Freq	Level	Limit Line	Over Limit	Read Level	Cable Loss	Antenna Factor	Preamp Factor	Remark	A/Pos	T/Pos	Pol/Phase
	MHz	dBuV/m	dBuV/m	dB	dBuV	dB	dB/m	dB		cm	deg	
1	1249.97	35.57	54.00	-18.43	42.47	2.88	24.80	34.58	Average	100	288	VERTICAL
2	1250.15	42.41	74.00	-31.59	49.31	2.88	24.80	34.58	Peak	100	288	VERTICAL
3	3749.90	48.15	74.00	-25.85	46.28	5.24	31.83	35.20	Peak	144	232	VERTICAL
4	3749.97	39.05	54.00	-14.95	37.18	5.24	31.83	35.20	Average	144	232	VERTICAL