


**APPENDIX 3: Photographs of test setup**

**Radiated Emission**




**Photo 1**




**Photo 2**

**Worst Case Position**  
**Below 30MHz (X-axis)**  
**Above 30MHz (Horizontal:Z-axis / Vertical:Z-axis)**


**X-axis**



**Y-axis**



**Z-axis**



**End of Report**