


**APPENDIX 3: Photographs of Test Setup**

**Radiated Spurious Emission**  
(Below 1 GHz)




**Photo 1**




**Photo 2**

**Radiated Spurious Emission**  
(Above 1 GHz)



**Photo 1**



**Photo 2**

**Worst Case Position**

Below 1 GHz: Horizontal: X-axis / Vertical: Y-axis  
Above 1 GHz: Horizontal: X-axis / Vertical: Y-axis

**X-axis**



**Y-axis**



**Z-axis**



**Worst Case Position**



With mechanical key inserted



Without mechanical key inserted (Worst)

### Maximum RF Output Power



Photo 1

End of Report