

APPENDIX 3: Photographs of test setup

Radiated Emission




Photo 1





Photo 2

Worst Case Position (Horizontal: X-axis/ Vertical:X-axis)

X-axis



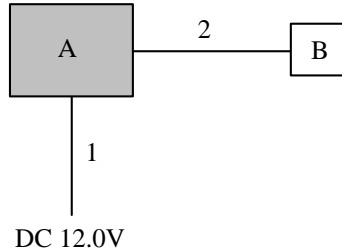
Y-axis



Z-axis



4.2 Configuration and peripherals



*Cabling and setup were taken into consideration and test data was taken under worse case conditions.

Description of EUT and Support equipment

No.	Item	Model number	Serial number	Manufacturer	Remark
A	Smart Keyless System (Smart Unit)	SKEA7A-01	20140117-E1(No.1)	Mitsubishi Electric Corporation Himeji works	EUT
B	Switch Box 1	-	No.17	Mitsubishi Electric Corporation Himeji works	-

List of cables used

No.	Name	Length (m)	Shield		Remarks
			Cable	Connector	
1	DC Cable	1.5	Unshielded	Unshielded	-
2	Signal Cable	1.5	Unshielded	Unshielded	-

End of Report

UL Japan, Inc.

Head Office EMC Lab.

4383-326 Asama-cho, Ise-shi, Mie-ken 516-0021 JAPAN

Telephone : +81 596 24 8999

Facsimile : +81 596 24 8124