



---

**APPENDIX 3: Photographs of test setup**

**Radiated Emission**  
(Below 1 GHz)




**Photo 1**




**Photo 2**

---

**Radiated Emission**  
(Above 1 GHz)



**Photo 1**




**Photo 2**

---

**Worst Case Position**

Below 1GHz: Horizontal: X-axis / Vertical: X-axis  
Above 1GHz: Horizontal: X-axis / Vertical: X-axis


**X-axis**



**Y-axis**



**Z-axis**



**End of Report**