



### **APPENDIX 3: Photographs of test setup**

#### **Radiated Emission**



**Photo 1**



**Photo 2**


**Worst case position**

(Below 1GHz Horizontal: X-axis / Vertical: X-axis)  
(Above 1GHz Horizontal: X-axis / Vertical: X-axis)


**X-axis**



**Y-axis**



**Z-axis**



**End of Report**