



### **APPENDIX 3: Photographs of test setup**

#### **Radiated Emission**



**Photo 1**



**Photo 2**

### Worst Case Position


Below 30 MHz

Z-axis


Above 30 MHz

Horizontal: Z-axis / Vertical: Z-axis


**X-axis**



**Y-axis**



**Z-axis**



**End of Report**

---

**UL Japan, Inc.**

**Ise EMC Lab.**

4383-326 Asama-cho, Ise-shi, Mie-ken 516-0021 JAPAN

Telephone : +81 596 24 8999

Facsimile : +81 596 24 8124