



## RF Exposure Evaluation Declaration

Product Name : EZ-BT WICED Module

Model No. : CYBT-013033-01

IC : 7922A-3033

Applicant : Cypress Semiconductor

Address : 198 Champion Ct, San Jose, California 95134  
United States

Date of Receipt : Mar. 19, 2018

Issued Date : Apr. 18, 2018

Report No. : 1832121R-RF-CA-P20V01

Report Version : V1.0

The test results relate only to the samples tested.

The test results shown in the test report are traceable to the national/international standard through the calibration of the equipment and evaluated measurement uncertainty herein.

This report must not be used to claim product endorsement by A2LA, TAF or any agency of the government.

The test report shall not be reproduced without the written approval of DEKRA Testing and Certification (Suzhou) Co., Ltd.


# Test Report Certification

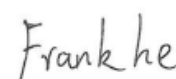
Issued Date : Apr. 18, 2018


Report No. : 1832121R-RF-CA-P20V01



Product Name : EZ-BT WICED Module  
Applicant : Cypress Semiconductor  
Address : 198 Champion Ct, San Jose, California 95134  
United States  
Manufacturer : Cypress Semiconductor  
Address : 198 Champion Ct, San Jose, California 95134  
United States  
Model No. : CYBT-013033-01  
IC : 7922A-3033  
EUT Voltage : DC 3.0-3.6V  
Applicable Standard : RSS-102: Issue 5, 2015  
Test Result : Complied  
Performed Location : DEKRA Testing and Certification (Suzhou) Co., Ltd.  
No.99 Hongye Rd., Suzhou Industrial Park, Suzhou,  
215006, Jiangsu, China  
TEL: +86-512-6251-5088 / FAX: +86-512-6251-5098  
IC Lab Code: 4075B

Documented By :   
\_\_\_\_\_  
( Adm. Specialist: Kitty Li )

Reviewed By :   
\_\_\_\_\_  
(Senior Engineer: Frank He )

Approved By :   
\_\_\_\_\_  
(Engineering Manager : Harry Zhao )

## 1. RF Exposure Evaluation

### 1.1. Limits

From RSS-102 Issue 5, Section 2.5.1 Exemption

No SAR Evaluation Required if power is below the following threshold:

**Table 1: SAR evaluation – Exemption limits for routine evaluation based on frequency and separation distance<sup>4,5</sup>**

Frequency (MHz)	Exemption Limits (mW)				
	At separation distance of $\leq 5$ mm	At separation distance of 10 mm	At separation distance of 15 mm	At separation distance of 20 mm	At separation distance of 25 mm
$\leq 300$	71 mW	101 mW	132 mW	162 mW	193 mW
450	52 mW	70 mW	88 mW	106 mW	123 mW
835	17 mW	30 mW	42 mW	55 mW	67 mW
1900	7 mW	10 mW	18 mW	34 mW	60 mW
2450	4 mW	7 mW	15 mW	30 mW	52 mW
3500	2 mW	6 mW	16 mW	32 mW	55 mW
5800	1 mW	6 mW	15 mW	27 mW	41 mW

Frequency (MHz)	Exemption Limits (mW)				
	At separation distance of 30 mm	At separation distance of 35 mm	At separation distance of 40 mm	At separation distance of 45 mm	At separation distance of $\geq 50$ mm
$\leq 300$	223 mW	254 mW	284 mW	315 mW	345 mW
450	141 mW	159 mW	177 mW	195 mW	213 mW
835	80 mW	92 mW	105 mW	117 mW	130 mW
1900	99 mW	153 mW	225 mW	316 mW	431 mW
2450	83 mW	123 mW	173 mW	235 mW	309 mW
3500	86 mW	124 mW	170 mW	225 mW	290 mW
5800	56 mW	71 mW	85 mW	97 mW	106 mW

### 1.2. Test Procedure

Software provided by client enabled the EUT to transmit and receive data at lowest, middle and highest channel individually.

The temperature and related humidity: 18 and 78% RH.

### 1.3. Test Result of RF Exposure Evaluation

Product	:	EZ-BT WICED Module
Test Item	:	RF Exposure Evaluation
Test Site	:	AC-6

● Antenna Gain:

Model No.	N/A					
Antenna manufacturer	N/A					
Antenna Delivery	<input checked="" type="checkbox"/>	1*TX+1*RX	<input type="checkbox"/>	2*TX+2*RX	<input type="checkbox"/>	3*TX+3*RX
Antenna technology	<input checked="" type="checkbox"/>	SISO				
	<input type="checkbox"/>	MIMO	<input type="checkbox"/>	Basic		
			<input type="checkbox"/>	CDD		
			<input type="checkbox"/>	Sectorized		
			<input type="checkbox"/>	Beam-forming		
Antenna Type	<input type="checkbox"/>	External	<input type="checkbox"/>	Dipole		
			<input type="checkbox"/>	Sectorized		
	<input checked="" type="checkbox"/>	Internal	<input type="checkbox"/>	PIFA		
			<input checked="" type="checkbox"/>	PCB		
			<input type="checkbox"/>	Ceramic Chip Antenna		
			<input type="checkbox"/>	Monopole Antenna		
	Antenna Technology	Ant Gain (dBi)				
<input checked="" type="checkbox"/>	SISO	Ant1:-0.5				

Maximum measured transmitter power:

Maximum conducted tune-up power is 9dBm for BT3.0, 7.8dBm for BLE:

Frequency (MHz)	Pout Conducted (dBm)	Pout Conducted (mW)	Maximum Antenna Gain (dBi)	Pout EIRP (mW)
BT3.0	9	7.943	-0.5	7.079
BLE	7.8	6.026	-0.5	5.370

$EIRP = P_{Conducted} + \text{Antenna Gain}$

Threshold for no SAR evaluation in 15mm is 15.00 mW

Maximum TX Power is 7.943mW Conducted and 7.079mW EIRP

Maximum TX Power is 7.943mW

Conclusion: SAR is not required for EZ-BT WICED Module as long as the distance is higher than 15mm away from the user since the maximum output power(both conducted and EIRP) is below IC threshold.

\_\_\_\_\_ The End \_\_\_\_\_