

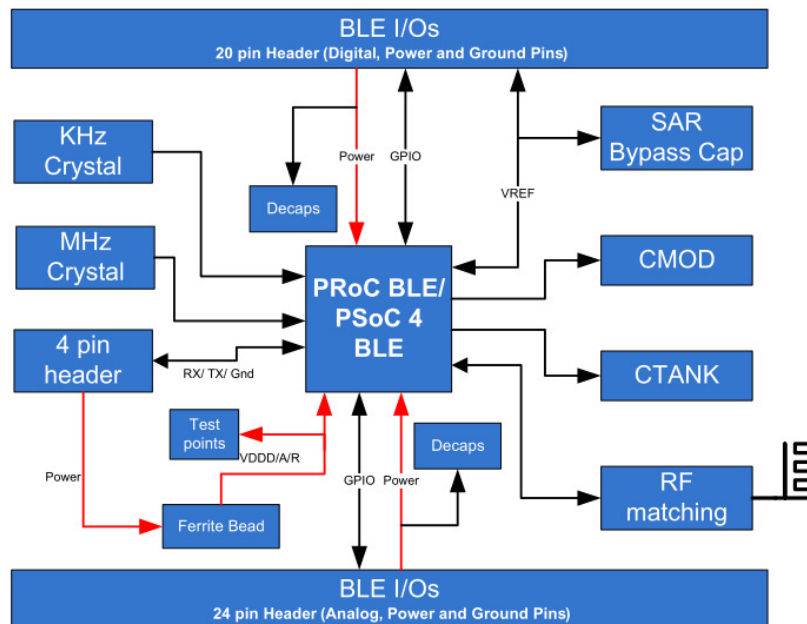
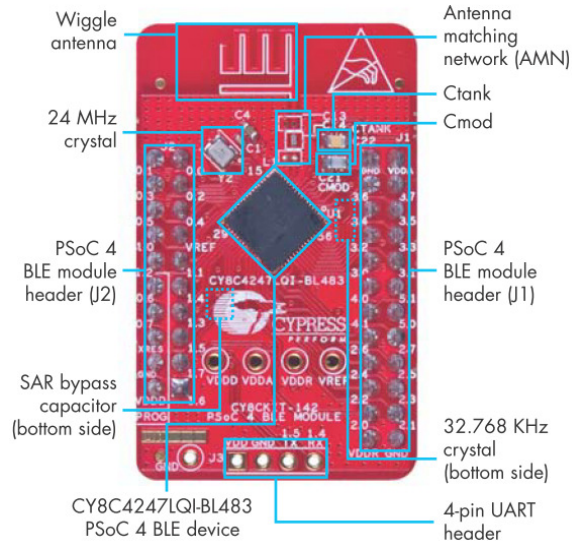
Theory of Operation/Technical Description – FCC ID: WAP-CY8CKIT-142

The EUT enables customers to evaluate and develop Bluetooth Low Energy projects using the PSoC 4 BLE and PSoC 4 BLE devices/silicon.

The basic operation mode is:

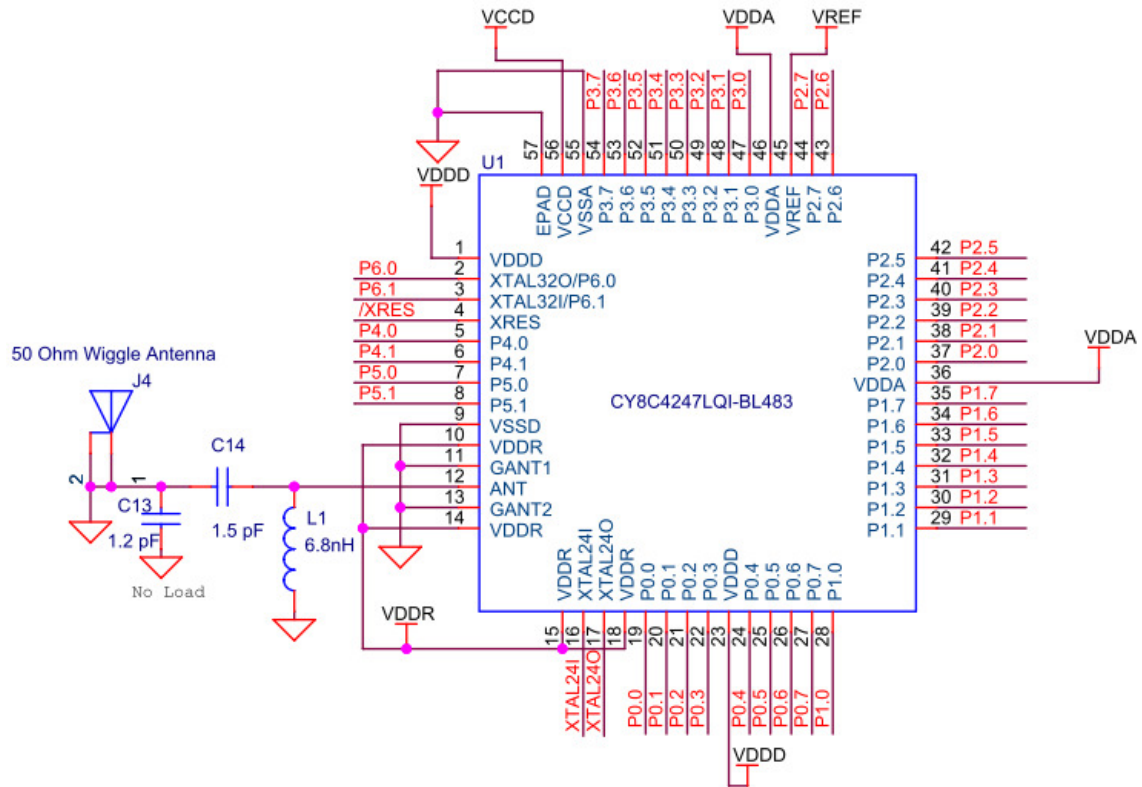
- BLE communication was established between CY5670 CySmart USB Dongle and CY8CKIT-142 PSoC 4 BLE Module plugged into BLE Pioneer Baseboard.

RF circuit function:



This CY8CKIT-142 PSoC 4 BLE Module board acts as a basic breakout board for the CY8C4247LQI-BL483 silicon. In addition to including the PSoC 4 BLE, the module boards also contain the BLE passives (resistors, capacitors, external crystals, and antenna-matching network), an on-board antenna, and headers for connecting to the baseboard. The baseboard contains the power supply section (USB and battery), an on-board programmer/debugger, a 1-Mb F-RAM, an RGB LED, a five-segment CapSense slider, a proximity header, a user switch, and a reset switch for interfacing with the module.

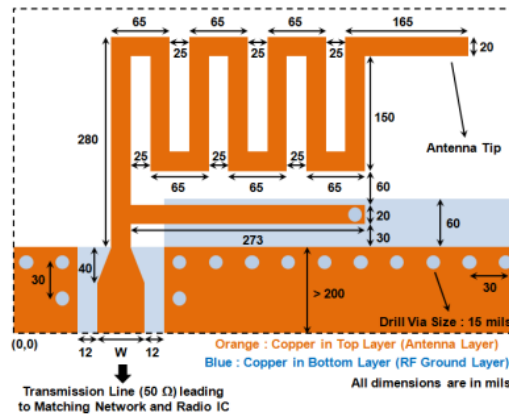
RF signal flow:



Description of Antenna system (Baluns, Multiplexers)

The Modules/Dongle uses the wiggly antenna (PCB antenna; Meandered Inverted-F Antenna). Refer to the Antenna Design Guide (AN91445 attached) for details.

Top Layer (Antenna Layer)



Classification of specified radio equipment

Class: 2.4GHz Low Power Data Communication – Bluetooth low energy
 Frequency: F1D 2402MHz~2480MHz (2MHz separation 40 channels)
 Modulation method: GFSK; Frequency Deviation +/-250 kHz, Data Speed 1Mbps
 Operation power/voltage: DC Max 5V
 Maximum power of the module: 0dBm; (Note: This power cannot be set higher than the 0dBm)