



Testo - Information

Safety

Environment

Cleaning

Storage






Contents

1	About this document	3
2	General safety instructions	4
3	Disposal	6
4	Energy storage (batteries, rechargeable batteries and button cells)	6
5	Cleaning	7
6	Products with wireless technology	7
7	Storage.....	7
8	Approvals.....	8
9	EU declaration of conformity	8

1 About this document

- The **Testo Information** document is an integral part of the product.
- Read this document through carefully to prevent injuries and damage to the product. Familiarize yourself with the product before using it.
- Keep this documentation to hand so that you can refer to it when necessary.
- Hand this documentation on to any subsequent users of the product.

Symbols and writing standards

Representation	Explanation
	Note: basic or further information
1 2 ...	Action: several steps, the sequence must be followed.
	Result of an action
	Requirement

Warning notices

Always pay attention to any information marked with the following warning notices along with warning pictograms. Implement the specified precautionary measures!

 **DANGER**

Risk of death!

 **WARNING**

Indicates possible serious injury.

 **CAUTION**

Indicates possible minor injury.

CAUTION

Indicates possible damage to equipment.

2 General safety instructions



You will find product-specific safety instructions, approvals and technical data in the accompanying documentation or on the Testo website, www.testo.com, under the product-specific download.

- Only operate the product properly, for its intended purpose, and within the parameters specified in the technical data.
- Do not apply any force.
- Do not operate the product if there are signs of damage on the housing, mains unit or connected cables.
- Only use the product in closed, dry rooms and protect it from rain and moisture.
- The product must be checked for any visible damage before commissioning.
- Dangers may also arise from objects to be measured or the measuring environment. Always comply with the locally valid safety regulations when carrying out measurements.
- Only perform maintenance and repair work on this instrument that is described in this documentation. Follow the prescribed steps exactly when doing the work.
- Any additional work must only be carried out by authorized, qualified personnel. Otherwise, Testo will refuse to accept responsibility for the proper functioning of the product after repair and for the validity of approvals.
- Maintenance work that is not described in this documentation must only be carried out by trained service engineers.
- Safety instructions for patients with an implanted cardiac pacemaker when using Testo products with magnets
 - Handle instruments or accessories containing a magnet with care and keep them in a safe place.
 - Maintain a distance of 20 cm between your implant and the magnet which is incorporated into the instrument or accessories.
- Keep a safe distance from products which could be damaged by the effects of magnetism (e.g. monitors, computers, pacemakers or credit cards).
- Use only original spare parts from Testo.
- Temperature information given on probes/sensors relates only to the measuring range of the sensor technology. Do not expose handles and supply lines to temperatures above 45°C (113°F), unless they are explicitly approved for higher temperatures.

⚠ WARNING

Risk of burns due to hot probes, probe shafts and sensor tips!

▶ Do not get hold of hot parts (> 45°C/113°F) with bare hands immediately after a measurement.

- In the event of burns, immediately cool the relevant spot with cold water and consult a doctor if necessary.


Allow probes, probe shafts and sensor tips to cool down.

- The product must not be used in potentially explosive atmospheres, if it is not explicitly approved for these areas.
- Do not carry out any contact measurements on uninsulated, live parts.
- Do not expose the product to any extremely high or low temperatures. Avoid temperatures below -5°C or above 45°C. The exception is when a product has been explicitly approved for other temperatures.
- Protect the product from dust and dirt. Make sure that it is not exposed to an environment with dust, dirt, sand, etc.
- Prevent the product from falling.
- If operator safety can no longer be guaranteed, the product is to be taken out of service and secured against inadvertent use. This is the case if the product:
 - is obviously damaged
 - has fractures on the housing
 - has faulty measuring cables
 - has leaking batteries
 - no longer performs the required measurements
 - has been stored for too long in unfavourable conditions
 - has been exposed to mechanical stresses in transit

3 Disposal

- Dispose of faulty energy storage units in accordance with the valid legal specifications.
- At the end of its useful life, deliver the product to the separate collection point for electric and electronic devices (observe local regulations) or return the product to Testo for disposal.



-  WEEE Reg. no. DE 75334352
- Any button cells that may be used in a Testo product contain 1,2-Dimethoxyethane (CAS 110-71-4). In this connection, see EU Regulation no. 1907/2006 (REACH) Art. 33.

4 Energy storage (batteries, rechargeable batteries and button cells)

- Improper use of energy storage units may cause destruction of the storage units, injuries due to current surges, fire or the escape of chemicals.
- Only use the energy storage units supplied in accordance with the directions in the instruction manual.
- Do not short-circuit the energy storage units.
- Do not take energy storage units apart and do not modify them.
- Do not expose energy storage units to heavy impacts, water, fire or temperatures above 60°C, unless they are explicitly approved for higher temperatures.
- Do not store the energy storage units near any metal objects.
- Do not use any leaky or damaged energy storage units.
- Only charge the product using the recommended mains unit or in the recommended charging station.
- Immediately stop the charging process if this is not completed in the given time.
- Remove the mains cable or take the energy storage unit out of the instrument immediately if the energy storage unit is not functioning properly or if it shows signs of superheating. Energy storage unit may be hot!

- If there is any contact with the liquid from an energy storage unit: rinse the affected areas thoroughly with water and if necessary consult a doctor.
- When the product is not in use for a long period of time, remove reusable energy storage units to prevent exhaustive discharge.

5 Cleaning

- Clean the product with a dry, soft cloth. Do not use any alcohol, aggressive cleaning agents and solvents or other washing liquids to clean the product.
- Do not use any desiccants.
- Use distilled water, or alternatively mild solvents or degreasers.
- Store solvents and degreasers separately from the product, because leaking solvents and degreasers may cause damage to the product.
- The use of strong or harsh alcohol or brake cleaner may result in damage to the product.

6 Products with wireless technology

Changes or modifications that have been made without the explicit consent of the competent approval authority may lead to cancellation of the type approval.

Data transfer may be disturbed by equipment that uses the same ISM band.

Places where the use of radio communication links is not permitted include aeroplanes and hospitals. For this reason, the following points must be ensured before entering:

- Switch the instrument off.
- Disconnect the instrument from any external power sources (mains cable, external energy storage units, etc.).

7 Storage

- Keep the product away from any liquids and do not put it into water. Protect it from rain and humidity.
- Do not store the product together with solvents.

8 Approvals

Please find the current country approvals in the attached document. Please note the following country-specific information for the product authorization.



The use of the wireless module is subject to the regulations and stipulations of the respective country of use and the module may only be used in countries for which a national certification has been granted. The user and every owner has the obligation to adhere to these regulations and prerequisites for use and acknowledges that the re-sale, export, import, etc., in particular in, to or from countries without wireless authorization, is their responsibility.

9 EU declaration of conformity

You can find the EU declaration of conformity on the Testo website, www.testo.com, under the product-specific downloads.



Testo SE & Co. KGaA

Testo-Strasse 1

D-79853 Lenzkirch

Germany

Phone: +49 7653 681-0

Fax: +49 7653 681-7699

E-mail: info@testo.de

www.testo.de