

BW (MHz)	Ch	Freq. (MHz)	Mode	UL RB Allocation	UL RB Offset	MPR	Average power (dBm)	Tune up Power tolerant
1.4MHz	19957	1710.7	QPSK	1	0	0	22.32	22±1
				1	2	0	22.63	22±1
				1	5	0	22.65	22±1
				3	0	0	22.35	22±1
				3	1	0	22.62	22±1
				3	2	0	22.53	22±1
			6	0	1	21.56	22±1	
			16QAM	1	0	1	22.15	22±1
				1	2	1	22.14	22±1
				1	5	1	22.19	22±1
				3	0	1	21.89	22±1
				3	1	1	21.86	22±1
	3	2		1	21.94	22±1		
	20175	1732.5	QPSK	1	0	0	23.17	23±1
				1	2	0	23.27	23±1
				1	5	0	23.22	23±1
				3	0	0	22.98	23±1
				3	1	0	22.76	23±1
				3	2	0	22.83	23±1
			6	0	1	22.17	23±1	
			16QAM	1	0	1	22.27	22±1
				1	2	1	22.28	22±1
				1	5	1	22.37	22±1
				3	0	1	21.85	22±1
				3	1	1	21.74	22±1
	3	2		1	21.79	22±1		
	20393	1754.3	QPSK	1	0	0	22.13	22±1
				1	2	0	22.31	22±1
				1	5	0	22.27	22±1
				3	0	0	22.24	22±1
3				1	0	22.19	22±1	
3				2	0	22.23	22±1	
6			0	1	21.65	22±1		
16QAM			1	0	1	21.69	21±1	
			1	2	1	21.65	21±1	
			1	5	1	21.72	21±1	
			3	0	1	21.67	21±1	
			3	1	1	21.61	21±1	
	3	2	1	21.79	21±1			
6	0	2	20.92	21±1				

LTE Band 5:

BW (MHz)	Ch	Freq. (MHz)	Mode	UL RB Allocation	UL RB Offset	MPR	Average power (dBm)	Tune up Power tolerant
10MHz	20450	829	QPSK	1	0	0	22.35	22±1
				1	12	0	22.34	22±1
				1	24	0	22.38	22±1
				12	0	1	21.79	22±1
				12	6	1	21.75	22±1
				12	11	1	21.74	22±1
				25	0	1	21.39	22±1
			16QAM	1	0	1	22.81	22±1
				1	12	1	22.78	22±1
				1	24	1	22.88	22±1
				12	0	2	23.83	22±1
				12	6	2	21.87	22±1
				12	11	2	21.84	22±1
				25	0	2	21.38	22±1
	20525	836.5	QPSK	1	0	0	22.47	22±1
				1	12	0	22.45	22±1
				1	24	0	22.48	22±1
				12	0	1	21.41	22±1
				12	6	1	21.46	22±1
				12	11	1	21.43	22±1
				25	0	1	21.31	22±1
			16QAM	1	0	1	22.82	22±1
				1	12	1	22.84	22±1
				1	24	1	22.87	22±1
				12	0	2	21.92	22±1
				12	6	2	21.98	22±1
				12	11	2	21.96	22±1
				25	0	2	21.39	22±1
	20600	844	QPSK	1	0	0	22.35	22±1
				1	12	0	22.33	22±1
1				24	0	22.38	22±1	
12				0	1	21.34	22±1	
12				6	1	21.36	22±1	
12				11	1	21.32	22±1	
25				0	1	21.23	22±1	
16QAM			1	0	1	21.31	21±1	
			1	12	1	21.36	21±1	
			1	24	1	21.38	21±1	
			12	0	2	21.86	21±1	
			12	6	2	21.84	21±1	
			12	11	2	21.82	21±1	
			25	0	2	21.34	21±1	

BW (MHz)	Ch	Freq. (MHz)	Mode	UL RB Allocation	UL RB Offset	MPR	Average power (dBm)	Tune up Power tolerant
5MHz	20425	826.5	QPSK	1	0	0	23.15	23±1
				1	24	0	23.24	23±1
				1	49	0	23.17	23±1
				25	0	1	22.25	23±1
				25	12	1	22.26	23±1
				25	24	1	22.31	23±1
				50	0	1	22.11	23±1
			16QAM	1	0	1	22.94	22±1
				1	24	1	22.85	22±1
				1	49	1	22.87	22±1
				25	0	2	21.14	22±1
				25	12	2	21.13	22±1
				25	24	2	21.17	22±1
				50	0	2	21.01	22±1
	20525	836.5	QPSK	1	0	0	23.12	23±1
				1	24	0	23.17	23±1
				1	49	0	23.21	23±1
				25	0	1	22.74	23±1
				25	12	1	22.55	23±1
				25	24	1	22.63	23±1
				50	0	1	22.19	23±1
			16QAM	1	0	1	22.47	22±1
				1	24	1	22.45	22±1
				1	49	1	22.48	22±1
				25	0	2	21.46	22±1
				25	12	2	21.58	22±1
				25	24	2	21.53	22±1
				50	0	2	21.29	22±1
	20625	846.5	QPSK	1	0	0	23.83	23±1
				1	24	0	23.51	23±1
1				49	0	23.47	23±1	
25				0	1	22.65	23±1	
25				12	1	22.84	23±1	
25				24	1	22.97	23±1	
50				0	1	22.48	23±1	
16QAM			1	0	1	22.97	22±1	
			1	24	1	22.57	22±1	
			1	49	1	22.65	22±1	
			25	0	2	21.78	22±1	
			25	12	2	21.89	22±1	
			25	24	2	21.79	22±1	
			50	0	2	21.57	22±1	

BW (MHz)	Ch	Freq. (MHz)	Mode	UL RB Allocation	UL RB Offset	MPR	Average power (dBm)	Tune up Power tolerant
3MHz	20415	825.5	QPSK	1	0	0	22.25	22 ± 1
				1	7	0	22.24	22 ± 1
				1	14	0	22.29	22 ± 1
				8	0	1	22.42	22 ± 1
				8	4	1	22.48	22 ± 1
				8	7	1	22.51	22 ± 1
				15	0	1	21.78	22 ± 1
			16QAM	1	0	1	22.83	22 ± 1
				1	7	1	22.78	22 ± 1
				1	14	1	22.86	22 ± 1
				8	0	2	21.73	22 ± 1
				8	4	2	21.74	22 ± 1
				8	7	2	21.78	22 ± 1
				15	0	2	21.44	22 ± 1
	20525	836.5	QPSK	1	0	0	22.37	22 ± 1
				1	7	0	22.35	22 ± 1
				1	14	0	22.38	22 ± 1
				8	0	1	22.45	22 ± 1
				8	4	1	22.48	22 ± 1
				8	7	1	22.41	22 ± 1
				15	0	1	21.88	22 ± 1
			16QAM	1	0	1	22.32	22 ± 1
				1	7	1	22.34	22 ± 1
				1	14	1	22.35	22 ± 1
				8	0	2	22.23	22 ± 1
				8	4	2	22.21	22 ± 1
				8	7	2	22.19	22 ± 1
				15	0	2	22.06	22 ± 1
	20635	847.5	QPSK	1	0	0	22.36	22 ± 1
				1	7	0	22.34	22 ± 1
1				14	0	22.31	22 ± 1	
8				0	1	22.21	22 ± 1	
8				4	1	22.19	22 ± 1	
8				7	1	22.18	22 ± 1	
15				0	1	21.87	22 ± 1	
16QAM			1	0	1	22.53	22 ± 1	
			1	7	1	22.55	22 ± 1	
			1	14	1	22.56	22 ± 1	
			8	0	2	21.86	22 ± 1	
			8	4	2	21.89	22 ± 1	
			8	7	2	21.82	22 ± 1	
			15	0	2	21.29	22 ± 1	

BW (MHz)	Ch	Freq. (MHz)	Mode	UL RB Allocation	UL RB Offset	MPR	Average power (dBm)	Tune up Power tolerant
1.4MHz	20407	824.7	QPSK	1	0	0	22.47	22 ± 1
				1	2	0	22.42	22 ± 1
				1	5	0	22.23	22 ± 1
				3	0	0	22.45	22 ± 1
				3	1	0	22.46	22 ± 1
				3	2	0	22.41	22 ± 1
				6	0	1	21.65	22 ± 1
			16QAM	1	0	1	22.31	22 ± 1
				1	2	1	22.35	22 ± 1
				1	5	1	22.37	22 ± 1
				3	0	1	21.86	22 ± 1
				3	1	1	21.85	22 ± 1
				3	2	1	21.89	22 ± 1
				6	0	2	21.27	22 ± 1
	20525	836.5	QPSK	1	0	0	22.34	22 ± 1
				1	2	0	22.36	22 ± 1
				1	5	0	22.33	22 ± 1
				3	0	0	22.51	22 ± 1
				3	1	0	22.56	22 ± 1
				3	2	0	22.54	22 ± 1
				6	0	1	21.55	22 ± 1
			16QAM	1	0	1	21.79	22 ± 1
				1	2	1	21.75	22 ± 1
				1	5	1	21.69	22 ± 1
				3	0	1	21.65	22 ± 1
				3	1	1	21.68	22 ± 1
				3	2	1	21.62	22 ± 1
				6	0	2	21.26	22 ± 1
	20643	848.3	QPSK	1	0	0	22.23	22 ± 1
				1	2	0	22.21	22 ± 1
1				5	0	22.25	22 ± 1	
3				0	0	22.38	22 ± 1	
3				1	0	22.24	22 ± 1	
3				2	0	22.25	22 ± 1	
6				0	1	21.89	22 ± 1	
16QAM			1	0	1	22.12	22 ± 1	
			1	2	1	22.15	22 ± 1	
			1	5	1	22.17	22 ± 1	
			3	0	1	21.64	22 ± 1	
			3	1	1	21.65	22 ± 1	
			3	2	1	21.68	22 ± 1	
			6	0	2	21.22	22 ± 1	

LTE Band 7:

BW (MHz)	Ch	Freq. (MHz)	Mode	UL RB Allocation	UL RB Offset	MPR	Average power (dBm)	Tune up Power tolerant
20MHz	20850	2510	QPSK	1	0	0	22.04	22±1
				1	49	0	22.06	22±1
				1	99	0	22.09	22±1
				50	0	1	22.22	22±1
				50	24	1	22.23	22±1
				50	49	1	22.28	22±1
				100	0	1	21.56	22±1
			16QAM	1	0	1	22.61	22±1
				1	49	1	22.63	22±1
				1	99	1	22.68	22±1
				50	0	2	21.68	22±1
				50	24	2	21.66	22±1
				50	49	2	21.61	22±1
				100	0	2	21.34	22±1
	21100	2535	QPSK	1	0	0	22.13	22±1
				1	49	0	22.12	22±1
				1	99	0	22.15	22±1
				50	0	1	21.85	22±1
				50	24	1	21.84	22±1
				50	49	1	21.89	22±1
				100	0	1	21.24	22±1
			16QAM	1	0	1	22.54	22±1
				1	49	1	22.52	22±1
				1	99	1	22.59	22±1
				50	0	2	22.45	22±1
				50	24	2	22.46	22±1
				50	49	2	22.41	22±1
				100	0	2	21.07	22±1
	21350	2560	QPSK	1	0	0	22.44	22±1
				1	49	0	22.45	22±1
1				99	0	22.49	22±1	
50				0	1	22.23	22±1	
50				24	1	22.25	22±1	
50				49	1	22.21	22±1	
100				0	1	21.78	22±1	
16QAM			1	0	1	21.86	21±1	
			1	49	1	21.84	21±1	
			1	99	1	21.81	21±1	
			50	0	2	20.98	21±1	
			50	24	2	20.97	21±1	
			50	49	2	20.96	21±1	
			100	0	2	20.65	21±1	

BW (MHz)	Ch	Freq. (MHz)	Mode	UL RB Allocation	UL RB Offset	MPR	Average power (dBm)	Tune up Power tolerant
15MHz	20825	1717.5	QPSK	1	0	0	22.31	22±1
				1	37	0	22.33	22±1
				1	74	0	22.38	22±1
				36	0	1	22.85	22±1
				36	16	1	22.87	22±1
				36	35	1	22.86	22±1
				75	0	1	21.77	22±1
			16QAM	1	0	1	22.12	22±1
				1	37	1	22.15	22±1
				1	74	1	22.09	22±1
				36	0	2	21.88	22±1
				36	16	2	21.84	22±1
				36	35	2	21.85	22±1
				75	0	2	21.22	22±1
	21100	1732.5	QPSK	1	0	0	22.62	22±1
				1	37	0	22.65	22±1
				1	74	0	22.64	22±1
				36	0	1	21.92	22±1
				36	16	1	21.88	22±1
				36	35	1	21.85	22±1
				75	0	1	21.34	22±1
			16QAM	1	0	1	22.61	22±1
				1	37	1	22.62	22±1
				1	74	1	22.65	22±1
				36	0	2	21.66	22±1
				36	16	2	21.65	22±1
				36	35	2	21.69	22±1
				75	0	2	21.99	22±1
	21375	1747.5	QPSK	1	0	0	22.37	22±1
				1	37	0	22.34	22±1
1				74	0	22.35	22±1	
36				0	1	21.95	22±1	
36				16	1	21.92	22±1	
36				35	1	21.93	22±1	
75				0	1	21.22	22±1	
16QAM			1	0	1	22.51	21±1	
			1	37	1	22.55	21±1	
			1	74	1	22.52	21±1	
			36	0	2	21.83	21±1	
			36	16	2	21.85	21±1	
			36	35	2	21.89	21±1	
			75	0	2	20.78	21±1	

BW (MHz)	Ch	Freq. (MHz)	Mode	UL RB Allocation	UL RB Offset	MPR	Average power (dBm)	Tune up Power tolerant
10MHz	20800	2502	QPSK	1	0	0	22.45	22 ± 1
				1	24	0	22.46	22 ± 1
				1	49	0	22.41	22 ± 1
				25	0	1	22.12	22 ± 1
				25	12	1	22.15	22 ± 1
				25	24	1	22.14	22 ± 1
				50	0	1	21.52	22 ± 1
			16QAM	1	0	1	22.84	22 ± 1
				1	24	1	22.85	22 ± 1
				1	49	1	22.87	22 ± 1
				25	0	2	21.86	22 ± 1
				25	12	2	21.85	22 ± 1
				25	24	2	21.81	22 ± 1
				50	0	2	21.23	22 ± 1
	21100	2535	QPSK	1	0	0	22.16	22 ± 1
				1	24	0	22.15	22 ± 1
				1	49	0	22.13	22 ± 1
				25	0	1	21.89	22 ± 1
				25	12	1	21.85	22 ± 1
				25	24	1	21.85	22 ± 1
				50	0	1	21.52	22 ± 1
			16QAM	1	0	1	21.64	21 ± 1
				1	24	1	21.62	21 ± 1
				1	49	1	21.69	21 ± 1
				25	0	2	21.02	21 ± 1
				25	12	2	21.03	21 ± 1
				25	24	2	20.99	21 ± 1
				50	0	2	20.65	21 ± 1
	21400	2565	QPSK	1	0	0	22.27	22 ± 1
				1	24	0	22.26	22 ± 1
1				49	0	22.21	22 ± 1	
25				0	1	21.85	22 ± 1	
25				12	1	21.84	22 ± 1	
25				24	1	21.87	22 ± 1	
50				0	1	21.02	22 ± 1	
16QAM			1	0	1	21.71	21 ± 1	
			1	24	1	21.72	21 ± 1	
			1	49	1	21.82	21 ± 1	
			25	0	2	21.32	21 ± 1	
			25	12	2	21.34	21 ± 1	
			25	24	2	21.37	21 ± 1	
			50	0	2	20.86	21 ± 1	

BW (MHz)	Ch	Freq. (MHz)	Mode	UL RB Allocation	UL RB Offset	MPR	Average power (dBm)	Tune up Power tolerant
5MHz	19975	1712.5	QPSK	1	0	0	21.82	21±1
				1	12	0	21.83	21±1
				1	24	0	21.88	21±1
				12	0	1	21.56	21±1
				12	6	1	21.55	21±1
				12	11	1	21.51	21±1
				25	0	1	21.05	21±1
			16QAM	1	0	1	22.12	22±1
				1	12	1	22.13	22±1
				1	24	1	22.15	22±1
				12	0	2	21.85	22±1
				12	6	2	21.87	22±1
				12	11	2	21.81	22±1
				25	0	2	21.64	22±1
	20175	1732.5	QPSK	1	0	0	22.54	22±1
				1	12	0	22.52	22±1
				1	24	0	22.56	22±1
				12	0	1	22.87	22±1
				12	6	1	22.84	22±1
				12	11	1	22.85	22±1
				25	0	1	21.23	22±1
			16QAM	1	0	1	22.56	22±1
				1	12	1	22.57	22±1
				1	24	1	22.52	22±1
				12	0	2	21.67	22±1
				12	6	2	21.65	22±1
				12	11	2	21.61	22±1
				25	0	2	21.19	22±1
	20375	1752.5	QPSK	1	0	0	22.85	22±1
				1	12	0	22.84	22±1
1				24	0	22.89	22±1	
12				0	1	21.87	22±1	
12				6	1	21.88	22±1	
12				11	1	21.82	22±1	
25				0	1	21.35	22±1	
16QAM			1	0	1	21.82	21±1	
			1	12	1	21.84	21±1	
			1	24	1	21.88	21±1	
			12	0	2	20.89	21±1	
			12	6	2	20.85	21±1	
			12	11	2	20.78	21±1	
			25	0	2	20.61	21±1	

LTE Band 12:

BW (MHz)	Ch	Freq. (MHz)	Mode	UL RB Allocation	UL RB Offset	MPR	Average power (dBm)	Tune up Power tolerant
10MHz	23060	704	QPSK	1	0	0	22.21	22±1
				1	24	0	22.23	22±1
				1	49	0	22.29	22±1
				25	0	1	21.78	22±1
				25	12	1	21.75	22±1
				25	24	1	21.74	22±1
				50	0	1	21.06	22±1
			16QAM	1	0	1	22.66	22±1
				1	24	1	22.65	22±1
				1	49	1	22.63	22±1
				25	0	2	21.71	22±1
				25	12	2	21.75	22±1
				25	24	2	21.72	22±1
				50	0	2	21.03	22±1
	23095	707.5	QPSK	1	0	0	22.35	22±1
				1	24	0	22.31	22±1
				1	49	0	22.32	22±1
				25	0	1	22.25	22±1
				25	12	1	22.21	22±1
				25	24	1	22.23	22±1
				50	0	1	21.23	22±1
			16QAM	1	0	1	22.52	22±1
				1	24	1	22.54	22±1
				1	49	1	22.57	22±1
				25	0	2	21.83	22±1
				25	12	2	21.84	22±1
				25	24	2	21.89	22±1
				50	0	2	21.21	22±1
	23130	711	QPSK	1	0	0	22.16	22±1
				1	24	0	22.14	22±1
1				49	0	22.19	22±1	
25				0	1	21.89	22±1	
25				12	1	21.88	22±1	
25				24	1	21.82	22±1	
50				0	1	21.46	22±1	
16QAM			1	0	1	22.63	22±1	
			1	24	1	22.65	22±1	
			1	49	1	22.61	22±1	
			25	0	2	21.46	22±1	
			25	12	2	21.48	22±1	
			25	24	2	21.41	22±1	
			50	0	2	21.06	22±1	

BW (MHz)	Ch	Freq. (MHz)	Mode	UL RB Allocation	UL RB Offset	MPR	Average power (dBm)	Tune up Power tolerant
5MHz	23035	701.5	QPSK	1	0	0	22.42	22±1
				1	12	0	22.41	22±1
				1	24	0	22.46	22±1
				12	0	1	21.78	22±1
				12	6	1	21.77	22±1
				12	11	1	21.69	22±1
			25	0	1	21.26.	22±1	
			16QAM	1	0	1	22.34	22±1
				1	12	1	22.35	22±1
				1	24	1	22.38	22±1
				12	0	2	22.03	22±1
				12	6	2	22.08	22±1
	12	11		2	22.01	22±1		
	25	0	2	21.76	22±1			
	23095	707.5	QPSK	1	0	0	22.68	22±1
				1	12	0	22.65	22±1
				1	24	0	22.61	22±1
				12	0	1	21.98	22±1
				12	6	1	21.95	22±1
				12	11	1	21.96	22±1
			25	0	1	21.55	22±1	
			16QAM	1	0	1	22.62	22±1
				1	12	1	22.65	22±1
				1	24	1	22.64	22±1
				12	0	2	21.86	22±1
				12	6	2	21.87	22±1
	12	11		2	21.92	22±1		
	25	0	2	21.42	22±1			
	23155	713.5	QPSK	1	0	0	22.12	22±1
				1	12	0	22.13	22±1
1				24	0	22.18	22±1	
12				0	1	21.89	22±1	
12				6	1	21.87	22±1	
12				11	1	21.82	22±1	
25			0	1	21.33	22±1		
16QAM			1	0	1	22.51	22±1	
			1	12	1	22.52	22±1	
			1	24	1	22.54	22±1	
			12	0	2	21.79	22±1	
			12	6	2	21.75	22±1	
	12	11	2	21.76	22±1			
25	0	2	21.24	22±1				

BW (MHz)	Ch	Freq. (MHz)	Mode	UL RB Allocation	UL RB Offset	MPR	Average power (dBm)	Tune up Power tolerant
3MHz	23025	700.5	QPSK	1	0	0	22.28	22±1
				1	7	0	22.29	22±1
				1	14	0	22.22	22±1
				8	0	1	22.53	22±1
				8	4	1	22.52	22±1
				8	7	1	22.57	22±1
			15	0	1	21.36	22±1	
			16QAM	1	0	1	22.59	22±1
				1	7	1	22.54	22±1
				1	14	1	22.56	22±1
				8	0	2	21.61	22±1
				8	4	2	21.65	22±1
	8	7		2	21.62	22±1		
	15	0	2	21.08	22±1			
	23095	707.5	QPSK	1	0	0	22.63	22±1
				1	7	0	22.62	22±1
				1	14	0	22.67	22±1
				8	0	1	22.37	22±1
				8	4	1	22.34	22±1
				8	7	1	22.32	22±1
			15	0	1	21.55	22±1	
			16QAM	1	0	1	22.44	22±1
				1	7	1	22.47	22±1
				1	14	1	22.42	22±1
				8	0	2	21.53	22±1
				8	4	2	21.52	22±1
	8	7		2	21.58	22±1		
	15	0	2	21.07	22±1			
	23025	714.5	QPSK	1	0	0	22.51	22±1
				1	7	0	22.52	22±1
1				14	0	22.56	22±1	
8				0	1	22.23	22±1	
8				4	1	22.21	22±1	
8				7	1	22.27	22±1	
15			0	1	21.81	22±1		
16QAM			1	0	1	22.31	22±1	
			1	7	1	22.32	22±1	
			1	14	1	22.39	22±1	
			8	0	2	21.84	22±1	
			8	4	2	21.85	22±1	
	8	7	2	21.82	22±1			
15	0	2	21.29	22±1				

BW (MHz)	Ch	Freq. (MHz)	Mode	UL RB Allocation	UL RB Offset	MPR	Average power (dBm)	Tune up Power tolerant
1.4MHz	23017	699.7	QPSK	1	0	0	22.43	22±1
				1	2	0	22.45	22±1
				1	5	0	22.41	22±1
				3	0	0	21.87	22±1
				3	1	0	21.89	22±1
				3	2	0	21.82	22±1
			6	0	1	21.56	22±1	
			16QAM	1	0	1	21.65	21±1
				1	2	1	21.62	21±1
				1	5	1	21.63	21±1
				3	0	1	21.32	21±1
				3	1	1	20.33	21±1
	3	2		1	21.38	21±1		
	6	0	2	20.83	21±1			
	23095	707.5	QPSK	1	0	0	22.42	22±1
				1	2	0	22.45	22±1
				1	5	0	22.41	22±1
				3	0	0	22.32	22±1
				3	1	0	22.31	22±1
				3	2	0	22.37	22±1
			6	0	1	21.34	22±1	
			16QAM	1	0	1	22.53	22±1
				1	2	1	22.52	22±1
				1	5	1	22.59	22±1
				3	0	1	21.87	22±1
				3	1	1	21.85	22±1
	3	2		1	21.81	22±1		
	6	0	2	21.22	22±1			
	23173	715.3	QPSK	1	0	0	22.14	22±1
				1	2	0	22.15	22±1
1				5	0	22.09	22±1	
3				0	0	21.85	22±1	
3				1	0	21.86	22±1	
3				2	0	21.82	22±1	
6			0	1	21.24	22±1		
16QAM			1	0	1	22.32	22±1	
			1	2	1	22.36	22±1	
			1	5	1	22.37	22±1	
			3	0	1	21.81	22±1	
			3	1	1	21.79	22±1	
	3	2	1	21.78	22±1			
6	0	2	21.22	22±1				

LTE Band 17:

BW (MHz)	Ch	Freq. (MHz)	Mode	UL RB Allocation	UL RB Offset	MPR	Average power (dBm)	Tune up Power tolerant
10MHz	23780	709.0	QPSK	1	0	0	22.35	22±1
				1	12	0	22.36	22±1
				1	24	0	22.38	22±1
				12	0	1	21.42	22±1
				12	6	1	22.41	22±1
				12	11	1	22.45	22±1
			16QAM	25	0	1	21.64	22±1
				1	0	1	22.31	22±1
				1	12	1	22.38	22±1
				1	24	1	22.35	22±1
				12	0	2	21.64	22±1
				12	6	2	21.65	22±1
	23790	701.0	QPSK	12	11	2	21.61	22±1
				25	0	2	21.22	22±1
				1	0	0	22.21	22±1
				1	12	0	22.23	22±1
				1	24	0	22.28	22±1
				12	0	1	21.55	22±1
			16QAM	12	6	1	21.54	22±1
				12	11	1	21.52	22±1
				25	0	1	21.09	22±1
				1	0	1	22.14	22±1
				1	12	1	22.13	22±1
				1	24	1	22.15	22±1
	23800	711.0	QPSK	12	0	2	21.78	22±1
				12	6	2	21.74	22±1
				12	11	2	21.75	22±1
				25	0	2	21.39	22±1
				1	0	0	22.27	22±1
				1	12	0	22.26	22±1
16QAM			1	24	0	22.22	22±1	
			12	0	1	21.32	22±1	
			12	6	1	21.35	22±1	
			12	11	1	21.36	22±1	
			25	0	1	21.11	22±1	
			1	0	1	22.36	22±1	
16QAM	1	12	1	22.35	22±1			
	1	24	1	22.38	22±1			
	12	0	2	21.58	22±1			
	12	6	2	21.57	22±1			
	12	11	2	21.52	22±1			
	25	0	2	21.25	22±1			

BW (MHz)	Ch	Freq. (MHz)	Mode	UL RB Allocation	UL RB Offset	MPR	Average power (dBm)	Tune up Power tolerant
5MHz	23755	706.5	QPSK	1	0	0	22.34	22±1
				1	24	0	22.35	22±1
				1	49	0	22.31	22±1
				25	0	1	21.75	22±1
				25	12	1	21.74	22±1
				25	24	1	21.71	22±1
			50	0	1	21.31	22±1	
			16QAM	1	0	1	22.36	22±1
				1	24	1	22.35	22±1
				1	49	1	22.37	22±1
				25	0	2	21.82	22±1
				25	12	2	21.79	22±1
	25	24		2	21.81	22±1		
	23790	710.0	QPSK	1	0	0	22.41	22±1
				1	24	0	22.42	22±1
				1	49	0	22.47	22±1
				25	0	1	22.06	22±1
				25	12	1	22.04	22±1
				25	24	1	22.01	22±1
			50	0	1	21.67	22±1	
			16QAM	1	0	1	22.12	22±1
				1	24	1	22.14	22±1
				1	49	1	22.08	22±1
				25	0	2	21.93	22±1
25				12	2	21.88	22±1	
25	24	2		21.85	22±1			
23825	713.5	QPSK	1	0	0	22.63	22±1	
			1	24	0	22.65	22±1	
			1	49	0	22.62	22±1	
			25	0	1	22.45	22±1	
			25	12	1	22.48	22±1	
			25	24	1	22.46	22±1	
		50	0	1	21.74	22±1		
		16QAM	1	0	1	22.37	22±1	
			1	24	1	22.36	22±1	
			1	49	1	22.32	22±1	
			25	0	2	21.71	22±1	
			25	12	2	21.69	22±1	
25	24		2	21.66	22±1			
50	0	2	21.23	22±1				

WIFI Mode (2.4G)

Mode	Channel number	Frequency (MHz)	Data rate(Mbps)	Average Output Power(dBm)	Average Tune up limited(dBm)
802.11b	1	2412	1	8.73	8.5±1
	6	2437	1	8.81	8.5±1
	11	2462	1	8.56	8.5±1
802.11g	1	2412	6	8.61	8.5±1
	6	2437	6	8.38	8.5±1
	11	2462	6	8.92	8.5±1
802.11n(HT20)	1	2412	MCS0	8.54	8.5±1
	6	2437	MCS0	8.46	8.5±1
	11	2462	MCS0	8.17	8.5±1
802.11n(HT40)	3	2422	MCS0	8.78	8.5±1
	6	2437	MCS0	8.35	8.5±1
	9	2452	MCS0	8.74	8.5±1

Bluetooth Measurement Result

Mode	Frequency (MHz)	Output Power(dBm)	Tune up limited(dBm)
GFSK	2402	4.286	4.5±1
	2441	5.276	4.5±1
	2480	2.588	3±1
π/4DQPSK	2402	3.444	4±1
	2441	4.544	4±1
	2480	1.874	2.5±1
8DPSK	2402	3.655	4±1
	2441	4.473	4±1
	2480	1.981	2.5±1

BLE Measurement Result

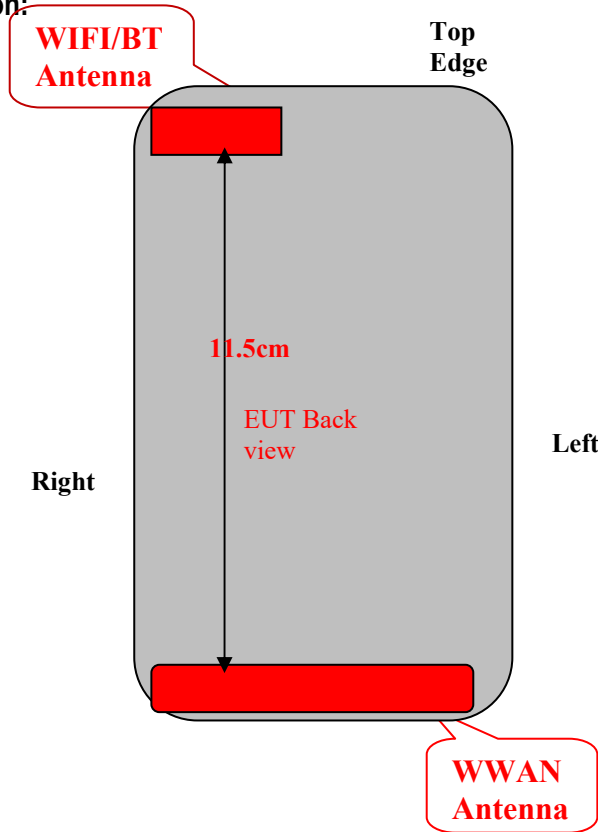
Channel number	Frequency (MHz)	Output Power(dBm)	Tune up limited(dBm)
0	2402	-2.773	-3.0±1
19	2440	-0.986	-0.5±1
39	2480	-3.843	-3.0±1

Note: 1. Both WIFI and BT power was test and only Maximum Power was provide here.

2. SAR Test Exclusion Threshold for WIFI&BT is about 9.6mW, the maximum tune up power of WIFI is 9.5dBm=8.91mW, BT is 5.5dBm=3.55mW, no stand-alone SAR is required.

Antenna Separation Information:

EUT antenna location:



Test position consideration:

Distance of EUT antenna-to-edge/surface(mm), Test distance:5mm						
Antennas	Back side	Front side	Left Edge	Right Edge	Top Edge	Bottom Edge
WWAN	2	2	2	2	138	2
WLAN	2	2	2	2	2	124
Bluetooth	2	2	2	2	2	124

Test distance:5mm						
Antennas	Back side	Front side	Left Edge	Right Edge	Top Edge	Bottom Edge
WWAN	YES	YES	YES	YES	NO	YES
WLAN	NO	NO	NO	NO	NO	NO
Bluetooth	NO	NO	NO	NO	NO	NO

Note:

1. Head/Body-worn/Hotspot mode SAR assessments are required.
2. Referring to KDB 941225 D06v02, when the overall device length and width are $\geq 9\text{cm} * 5\text{cm}$, the test distance is 10mm. SAR must be measured for all sides and surfaces with a transmitting antenna located within 25mm from that surface or edge.
3. Per KDB 447498 D01v05r02, for handsets the test separation distance is determined by the smallest distance between the outer surface of the device and the user, which is 0 mm for head SAR, 10 mm for hotspot SAR, and 10 mm for body-worn SAR.
4. WLAN/BT SAR is not required due to the low power.

10 SAR TEST RESULTS

Test Condition:

1.	SAR Measurement The distance between the EUT and the antenna of the emulator is more than 50 cm and the output power radiated from the emulator antenna is at least 30 dB less than the output power of EUT.		
2	Measurement Uncertainty: See page 34 for detail		
3	Environmental Conditions	Temperature	23°C
		Relative Humidity	53%
		Atmospheric Pressure	1019mbar
4	Test Date :Aug 1st,2016~ Aug 10th,2016 Tested By : Wiky Jam		

Generally Test Procedures:

1. Establish communication link between EUT and base station emulation by air link.
2. Place the EUT in the selected test position. (Cheek, tilt or flat)
3. Perform SAR testing at middle or highest output power channel under the selected test mode. If the measured 1-g SAR is ≤ 0.8 W/kg, then testing for the other channel will not be performed.
4. When SAR is < 0.8 W/kg, no repeated SAR measurement is required

For WCDMA test:

1. KDB941225 D01-Body SAR is not required for HSDPA when the average output of each RF channel with HSDPA active is less than 0.25dB higher than measured without HSDPA using 12.2kbps RMC or the maximum SAR for 12.2kbps RMC $< 75\%$ of the SAR limit.
2. KDB941225 D01-Body SAR is not required for handset with HSPA capabilities when the maximum average output of each RF channel with HSUPA/HSDPA active is less than 0.25dB higher than that measure without HSUPA/HSDPA using 12.2kbps RMC AND THE maximum SAR for 12.2kbps RMC is $< 75\%$ of the SAR limit

For LTE test:

1. According to FCC KDB 941225 D05v02r01:
 - a. Per Section 5.2.1, SAR is required for QPSK 1 RB Allocation for the largest bandwidth
 - i. The required channel and offset combination with the highest maximum output power is required for SAR.
 - ii. When the reported SAR is ≤ 0.8 W/kg, testing of the remaining RB offset configurations and required test channels is not required. Otherwise, SAR is required for the remaining required test channels using the RB offset configuration with highest output power for that channel.
 - iii. When the reported SAR for a required test channel is > 1.45 W/kg, SAR is required for all RB offset configurations for that channel.
 - b. Per Section 5.2.2, SAR is required for 50% RB allocation using the largest bandwidth following the same procedures outlined in Section 5.2.1.
 - c. Per Section 5.2.3, QPSK SAR is not required for the 100% allocation when the highest maximum output power for the 100% allocation is less than the highest maximum output power of the 1 RB and 50% RB allocations and the reported SAR for the 1 RB and 50% RB allocations is < 0.8 W/kg.
 - d. Per Section 5.2.4 and 5.3, SAR tests for higher order modulations and lower bandwidths configurations are not required when the conducted power of the required test configurations determined by Sections 5.2.1 through 5.2.3 is less than or equal to $\frac{1}{2}$ dB higher than the equivalent configuration using QPSK modulation and when the QPSK SAR for those configurations is < 1.45 W/kg.

SAR Summary Test Result:

GSM850

Date of Measured : Aug 3th,2016			Body /Hotspot Separation Distance:1.0cm					
Position	Channel	Mode	SAR 1g(W/kg)	Limit (W/kg)	Power Drift (%)	Maximum Turn-up Power(dBm)	measured output power (dBm)	Scaled Maximum SAR(W/kg)
Right Head Cheek	Mid	GSM voice	0.265	1.6	3.62	33	32.14	0.32
Right Head Tilt	Mid	GSM voice	0.183	1.6	-0.45	33	32.14	0.22
Left Head Cheek	Mid	GSM voice	0.312	1.6	-0.40	33	32.14	0.38
Left Head Tilt	Mid	GSM voice	0.195	1.6	0.33	33	32.14	0.24
Body Front-side	Mid	EGPRS Class10	0.614	1.6	0.80	32	31.42	0.70
Body Back-edge	Low	EGPRS Class10	0.943	1.6	-0.37	32	31.86	0.97
Body Back-edge	Mid	EGPRS Class10	1.023	1.6	-0.98	32	31.42	1.17
Body Back-edge	Mid	EGPRS Class10	1.062	1.6	-2.37	32	31.42	1.21
Body Back-edge	High	EGPRS Class10	1.020	1.6	4.10	32	31.24	1.22
Body Right-edge	Mid	EGPRS Class10	0.225	1.6	0.19	32	31.42	0.26
Body Left-edge	Mid	EGPRS Class10	0.578	1.6	-0.95	32	31.42	0.66
Body Bottom-edge	Mid	EGPRS Class10	0.071	1.6	-2.69	32	31.42	0.08

WCDMA BAND V (850)

Date of Measured : Aug 3th,2016			Body /Hotspot Separation Distance:1.0cm					
Position	Channel	Mode	SAR 1g(W/kg)	Limit (W/kg)	Power Drift (%)	Maximum Turn-up Power(dBm)	measured output power (dBm)	Scaled Maximum SAR(W/kg)
Right Head Cheek	Mid	RMC 12.2kbps	0.159	1.6	1.29	22	21.69	0.17
Right Head Tilt	Mid	RMC 12.2kbps	0.082	1.6	-1.02	22	21.69	0.09
Left Head Cheek	Mid	RMC 12.2kbps	0.181	1.6	-0.65	22	21.69	0.19
Left Head Tilt	Mid	RMC 12.2kbps	0.096	1.6	-0.33	22	21.69	0.10
Body Front-edge	Mid	RMC 12.2kbps	0.179	1.6	-1.30	22	21.69	0.19
Body Back-side	Mid	RMC 12.2kbps	0.314	1.6	-0.78	22	21.69	0.34
Body Right-side	Mid	RMC 12.2kbps	0.193	1.6	0.11	22	21.69	0.21
Body Left-edge	Mid	RMC 12.2kbps	0.161	1.6	-0.60	22	21.69	0.17
Body Bottom-edge	Mid	RMC 12.2kbps	0.104	1.6	-0.37	22	21.69	0.11

PCS1900:

Date of Measured : Aug 8th,2016			Body /Hotspot Separation Distance:1.0cm					
Position	Channel	Mode	SAR 1g(W/kg)	Limit (W/kg)	Power Drift (%)	Maximum Turn-up Power(dBm)	measured output power (dBm)	Scaled Maximum SAR(W/kg)
Right Head Cheek	Mid	GSM voice	0.178	1.6	0.68	31	30.21	0.21
Right Head Tilt	Mid	GSM voice	0.072	1.6	1.51	31	30.21	0.09
Left Head Cheek	Mid	GSM voice	0.200	1.6	-1.96	31	30.21	0.24
Left Head Tilt	Mid	GSM voice	0.086	1.6	-2.14	31	30.21	0.10
Body Front-edge	Mid	EGPRS Class10	0.358	1.6	0.31	29.5	28.21	0.48
Body Back-side	Mid	EGPRS Class10	0.790	1.6	0.27	29.5	28.21	1.06
Body Right-side	Mid	EGPRS Class10	0.184	1.6	-1.54	29.5	28.21	0.25
Body Left-edge	Mid	EGPRS Class10	0.115	1.6	-1.63	29.5	28.21	0.15
Body Bottom-edge	Mid	EGPRS Class10	0.102	1.6	-2.50	29.5	28.21	0.14

WCDMA BAND II (1900):

Date of Measured : Aug 8th,2016			Body /Hotspot Separation Distance:1.0cm					
Position	Channel	Mode	SAR 1g(W/kg)	Limit (W/kg)	Power Drift (%)	Maximum Turn-up Power(dBm)	measured output power (dBm)	Scaled Maximum SAR(W/kg)
Right Head Cheek	Mid	RMC 12.2kbps	0.442	1.6	-1.58	23	21.96	0.56
Right Head Tilt	Mid	RMC 12.2kbps	0.251	1.6	0.22	23	21.96	0.32
Left Head Cheek	Mid	RMC 12.2kbps	0.316	1.6	0.47	23	21.96	0.40
Left Head Tilt	Mid	RMC 12.2kbps	0.196	1.6	0.07	23	21.96	0.25
Body Front-edge	Mid	RMC 12.2kbps	0.519	1.6	-0.76	23	21.96	0.66
Body Back-side	Mid	RMC 12.2kbps	0.672	1.6	-2.00	23	21.96	0.85
Body Right-side	Mid	RMC 12.2kbps	0.336	1.6	0.42	23	21.96	0.43
Body Left-edge	Mid	RMC 12.2kbps	0.169	1.6	-1.32	23	21.96	0.21
Body Bottom-edge	Mid	RMC 12.2kbps	0.300	1.6	-1.06	23	21.96	0.38

WCDMA BANDIV(1700):

Date of Measured : Aug 5th,2016			Body /Hotspot Separation Distance: 1.0cm					
Position	Channel	Mode	SAR 1g(W/kg)	Limit (W/kg)	Power Drift (%)	Maximum Turn-up Power(dBm)	measured output power (dBm)	Scaled Maximum SAR(W/kg)
Right Head Cheek	Mid	RMC 12.2kbps	0.275	1.6	1.45	22	21.47	0.31
Right Head Tilt	Mid	RMC 12.2kbps	0.125	1.6	1.38	22	21.47	0.14
Left Head Cheek	Mid	RMC 12.2kbps	0.201	1.6	0.67	22	21.47	0.23
Left Head Tilt	Mid	RMC 12.2kbps	0.104	1.6	0.28	22	21.47	0.12
Body Front-edge	Mid	RMC 12.2kbps	0.416	1.6	0.24	22	21.47	0.47
Body Back-side	Mid	RMC 12.2kbps	0.497	1.6	-1.39	22	21.47	0.56
Body Right-side	Mid	RMC 12.2kbps	0.296	1.6	-0.80	22	21.47	0.33
Body Left-edge	Mid	RMC 12.2kbps	0.142	1.6	-1.28	22	21.47	0.16
Body Bottom-edge	Mid	RMC 12.2kbps	0.181	1.6	0.17	22	21.47	0.20

LTE Band 17 (700):

Date of Measured : Aug 1st,2016			Body-worn/Hotspot Separation Distance:1.0cm							
Position	Channel	Bandwidth (MHz)	MPR (dB)	RB Size	RB Offset	SAR 1g(W/kg)	Power Drift (%)	Maximum Turn-up Power (dBm)	measured output power (dBm)	Scaled Maximum SAR(W/kg)
Right Head Cheek	Mid	10	0	1	24	0.239	-1.61	23	22.28	0.28
Right Head Cheek	Mid	10	1	25	12	0.236	4.91	23	21.09	0.37
Right Head Tilt	Mid	10	0	1	24	0.107	-3.02	23	22.28	0.13
Right Head Tilt	Mid	10	1	25	12	0.102	-3.47	23	21.09	0.16
Left Head Cheek	Mid	10	0	1	24	0.305	1.96	23	22.28	0.36
Left Head Cheek	Mid	10	1	25	12	0.301	2.17	23	21.09	0.47
Left Head Tilt	Mid	10	0	1	24	0.160	-0.96	23	22.28	0.19
Left Head Tilt	Mid	10	1	25	12	0.151	-0.84	23	21.09	0.23
Body-worn LCD up	Mid	10	0	1	24	0.382	-3.35	23	22.28	0.45
Body-worn LCD up	Mid	10	1	25	12	0.364	1.07	23	21.09	0.57
Body-worn LCD Down	Mid	10	0	1	24	0.524	0.51	23	22.28	0.62
Body-worn LCD Down	Mid	10	1	25	12	0.516	1.26	23	21.09	0.80
Body Right EDGE	Mid	10	0	1	24	0.207	3.18	23	22.28	0.24
Body Right EDGE	Mid	10	1	25	12	0.201	-2.24	23	21.09	0.31
Body Left EDGE	Mid	10	0	1	24	0.200	0.19	23	22.28	0.24
Body Left EDGE	Mid	10	1	25	12	0.197	4.10	23	21.09	0.31
Body Bottom EDGE	Mid	10	0	1	24	0.109	0.71	23	22.28	0.13
Body Bottom EDGE	Mid	10	1	25	12	0.107	1.03	23	21.09	0.17
Modulation: QPSK					Limit: 1.6W/kg averaged over 1gram					

LTE Band 12 (700):

Date of Measured : Aug 1st,2016						Body-worn/Hotspot Separation Distance:1.0cm				
Position	Channel	Bandwidth (MHz)	MPR (dB)	RB Size	RB Offset	SAR 1g(W/kg)	Power Drift (%)	Maximum Turn-up Power (dBm)	measured output power (dBm)	Scaled Maximum SAR(W/kg)
Right Head Cheek	Mid	10	0	1	24	0.254	-1.61	23	22.31	0.30
Right Head Cheek	Mid	10	1	25	12	0.236	4.91	23	22.21	0.28
Right Head Tilt	Mid	10	0	1	24	0.111	-3.02	23	22.31	0.13
Right Head Tilt	Mid	10	1	25	12	0.125	-3.47	23	22.21	0.15
Left Head Cheek	Mid	10	0	1	24	0.222	1.96	23	22.31	0.26
Left Head Cheek	Mid	10	1	25	12	0.205	2.17	23	22.21	0.25
Left Head Tilt	Mid	10	0	1	24	0.101	-0.96	23	22.31	0.12
Left Head Tilt	Mid	10	1	25	12	0.102	-0.84	23	22.21	0.12
Body-worn LCD up	Mid	10	0	1	24	0.364	-3.35	23	22.31	0.43
Body-worn LCD up	Mid	10	1	25	12	0.332	1.07	23	22.21	0.40
Body-worn LCD Down	Mid	10	0	1	24	0.522	0.51	23	22.31	0.61
Body-worn LCD Down	Mid	10	1	25	12	0.519	1.26	23	22.21	0.62
Body Right EDGE	Mid	10	0	1	24	0.207	3.18	23	22.31	0.24
Body Right EDGE	Mid	10	1	25	12	0.158	-2.24	23	22.21	0.19
Body Left EDGE	Mid	10	0	1	24	0.104	0.19	23	22.31	0.12
Body Left EDGE	Mid	10	1	25	12	0.147	4.10	23	22.21	0.18
Body Bottom EDGE	Mid	10	0	1	24	0.162	0.71	23	22.31	0.19
Body Bottom EDGE	Mid	10	1	25	12	0.123	1.03	23	22.21	0.15
Modulation: QPSK						Limit: 1.6W/kg averaged over 1gram				

LTE Band 7 (2600):

Date of Measured : Aug 10th,2016						Body /Hotspot Separation Distance:1.0cm				
Position	Channel	Bandwidth (MHz)	MPR (dB)	RB Size	RB Offset	SAR 1g(W/kg)	Power Drift (%)	Maximum Turn-up Power (dBm)	measured output power (dBm)	Scaled Maximum SAR(W/kg)
Right Head Cheek	Mid	20	0	1	49	0.201	-0.58	23	22.12	0.25
Right Head Cheek	Mid	20	1	50	24	0.135	1.31	23	21.84	0.18
Right Head Tilt	Mid	20	0	1	49	0.105	-2.55	23	22.12	0.13
Right Head Tilt	Mid	20	1	50	24	0.091	-1.18	23	21.84	0.12
Left Head Cheek	Mid	20	0	1	49	0.205	2.92	23	22.12	0.25
Left Head Cheek	Mid	20	1	50	24	0.208	0.7	23	21.84	0.27
Left Head Tilt	Mid	20	0	1	49	0.166	0.87	23	22.12	0.20
Left Head Tilt	Mid	20	1	50	24	0.071	-2.33	23	21.84	0.09
Body LCD Front	Mid	20	0	1	49	0.421	-1.62	23	22.12	0.52
Body LCD Front	Mid	20	1	50	24	0.437	0.36	23	21.84	0.57
Body LCD Down	Mid	20	0	1	49	0.590	-2.53	23	22.12	0.72
Body LCD Down	Mid	20	1	50	24	0.587	1.43	23	21.84	0.77
Body Left EDGE	Mid	20	0	1	49	0.112	-0.66	23	22.12	0.14
Body Left EDGE	Mid	20	1	50	24	0.167	1.08	23	21.84	0.22
Body Right EDGE	Mid	20	0	1	49	0.112	-0.66	23	22.12	0.14
Body Right EDGE	Mid	20	1	50	24	0.287	-1.2	23	21.84	0.37
Body Bottom EDGE	Mid	20	0	1	49	0.272	-0.66	23	22.12	0.33
Body Bottom EDGE	Mid	20	1	50	24	0.263	1.60	23	21.84	0.34
Modulation: QPSK						Limit: 1.6W/kg averaged over 1gram				

LTE Band 5 (850):

Date of Measured : Aug 3th,2016						Body /Hotspot Separation Distance:1.0cm				
Position	Channel	Bandwidth (MHz)	MPR (dB)	RB Size	RB Offset	SAR 1g(W/kg)	Power Drift (%)	Maximum Turn-up Power (dBm)	measured output power (dBm)	Scaled Maximum SAR(W/kg)
Right Head Cheek	Mid	10	0	1	24	0.122	1.04	23	22.48	0.14
Right Head Cheek	Mid	10	1	25	12	0.135	-1.56	23	21.31	0.20
Right Head Tilt	Mid	10	0	1	24	0.074	2.17	23	22.48	0.08
Right Head Tilt	Mid	10	1	25	12	0.086	-1.13	23	21.31	0.13
Left Head Cheek	Mid	10	0	1	24	0.163	-1.47	23	22.48	0.18
Left Head Cheek	Mid	10	1	25	12	0.149	1.88	23	21.31	0.22
Left Head Tilt	Mid	10	0	1	24	0.081	1.36	23	22.48	0.09
Left Head Tilt	Mid	10	1	25	12	0.090	-0.71	23	21.31	0.13
Body LCD Front	Mid	10	0	1	24	0.110	2.87	23	22.48	0.12
Body LCD Front	Mid	10	1	25	12	0.102	-1.21	23	21.31	0.15
Body LCD Down	Mid	10	0	1	24	0.415	-2.19	23	22.48	0.47
Body LCD Down	Mid	10	1	25	12	0.411	-1.64	23	21.31	0.61
Body Left EDGE	Mid	10	0	1	24	0.066	0.66	23	22.48	0.07
Body Left EDGE	Mid	10	1	25	12	0.075	1.41	23	21.31	0.11
Body Right EDGE	Mid	10	0	1	24	0.061	0.66	23	22.48	0.07
Body Right EDGE	Mid	10	1	25	12	0.077	-2.30	23	21.31	0.11
Body Bottom EDGE	Mid	10	0	1	24	0.091	0.66	23	22.48	0.10
Body Bottom EDGE	Mid	10	1	25	12	0.075	2.99	23	21.31	0.11
Modulation: QPSK						Limit: 1.6W/kg averaged over 1gram				

LTE Band 4 (1700):

Date of Measured : Aug 5th,2016						Body /Hotspot Separation Distance:1.0cm				
Position	Channel	Bandwidth (MHz)	MPR (dB)	RB Size	RB Offset	SAR 1g(W/kg)	Power Drift (%)	Maximum Turn-up Power (dBm)	measured output power (dBm)	Scaled Maximum SAR(W/kg)
Right Head Cheek	Mid	20	0	1	50	0.186	1.81	23	22.57	0.21
Right Head Cheek	Mid	20	1	50	25	0.169	1.63	23	21.98	0.21
Right Head Tilt	Mid	20	0	1	50	0.074	-2.83	23	22.57	0.08
Right Head Tilt	Mid	20	1	50	25	0.081	-3.21	23	21.98	0.10
Left Head Cheek	Mid	20	0	1	50	0.200	-0.51	23	22.57	0.22
Left Head Cheek	Mid	20	1	50	25	0.196	0.96	23	21.98	0.25
Left Head Tilt	Mid	20	0	1	50	0.094	0.41	23	22.57	0.10
Left Head Tilt	Mid	20	1	50	25	0.082	1.46	23	21.98	0.10
Body LCD Front	Mid	20	0	1	50	0.320	-0.52	23	22.57	0.35
Body LCD Front	Mid	20	0	1	50	0.326	-3.66	23	21.98	0.41
Body LCD Down	Mid	20	0	1	50	0.541	1.47	23	22.57	0.60
Body LCD Down	Mid	20	0	1	50	0.527	2.01	23	21.98	0.67
Body Left EDGE	Mid	20	1	50	25	0.217	-0.22	23	22.57	0.24
Body Left EDGE	Mid	20	0	1	50	0.221	0.94	23	21.98	0.28
Body Right EDGE	Mid	20	1	50	25	0.219	2.64	23	22.57	0.24
Body Right EDGE	Mid	20	0	1	50	0.105	-3.61	23	21.98	0.13
Body Bottom EDGE	Mid	20	1	50	25	0.195	-4.71	23	22.57	0.22
Body Bottom EDGE	Mid	20	0	1	50	0.202	3.21	23	21.98	0.26
Modulation: QPSK						Limit: 1.6W/kg averaged over 1gram				

LTE Band 2 (1900):

Date of Measured : Aug 8th,2016						Body /Hotspot Separation Distance:1.0cm				
Position	Channel	Bandwidth (MHz)	MPR (dB)	RB Size	RB Offset	SAR 1g(W/kg)	Power Drift (%)	Maximum Turn-up Power (dBm)	measured output power (dBm)	Scaled Maximum SAR(W/kg)
Right Head Cheek	Mid	20	0	1	49	0.294	1.35	23	22.68	0.32
Right Head Cheek	Mid	20	1	50	24	0.268	-0.53	23	21.67	0.36
Right Head Tilt	Mid	20	0	1	49	0.175	-0.07	23	22.68	0.19
Right Head Tilt	Mid	20	1	50	24	0.168	-0.33	23	21.67	0.23
Left Head Cheek	Mid	20	0	1	49	0.339	1.50	23	22.68	0.36
Left Head Cheek	Mid	20	1	50	24	0.314	3.67	23	21.67	0.43
Left Head Tilt	Mid	20	0	1	49	0.186	-0.40	23	22.68	0.20
Left Head Tilt	Mid	20	1	50	24	0.171	-1.79	23	21.67	0.23
Body LCD Front	Mid	20	0	1	49	0.526	1.63	23	22.68	0.57
Body LCD Front	Mid	20	0	1	49	0.507	-2.11	23	21.67	0.69
Body LCD Down	Mid	20	0	1	49	0.747	-0.88	23	22.68	0.80
Body LCD Down	Mid	20	0	1	49	0.715	-0.02	23	21.67	0.97
Body Left EDGE	Mid	20	1	50	24	0.211	-2.02	23	22.68	0.23
Body Left EDGE	Mid	20	0	1	49	0.208	1.26	23	21.67	0.28
Body Right EDGE	Mid	20	1	50	24	0.205	-3.27	23	22.68	0.22
Body Right EDGE	Mid	20	0	1	49	0.213	2.09	23	21.67	0.29
Body Bottom EDGE	Mid	20	1	50	24	0.188	-0.97	23	22.68	0.20
Body Bottom EDGE	Mid	20	1	50	24	0.206	-0.33	23	21.67	0.28
Modulation: QPSK						Limit: 1.6W/kg averaged over 1gram				

Measurement variability consideration

According to KDB 865664 D01v01 section 2.8.1, repeated measurements are required following the procedures as below:

1. Repeated measurement is not required when the original highest measured SAR is < 0.80 W/kg; steps 2) through 4) do not apply.
2. When the original highest measured SAR is ≥ 0.80 W/kg, repeat that measurement once.
3. Perform a second repeated measurement only if the ratio of largest to smallest SAR for the original and first repeated measurements is > 1.20 or when the original or repeated measurement is ≥ 1.45 W/kg (~ 10% from the 1-g SAR limit).
4. Perform a third repeated measurement only if the original, first or second repeated measurement is ≥ 1.5 W/kg and the ratio of largest to smallest SAR for the original, first and second repeated measurements is > 1.20 .
Measured SAR (W/Kg)

Repeated SAR:

Band	Position	Channel	Mode	measured SAR(W/kg)				
				Original	1st Repeated		2nd Repeated	
					Value	Ratio	Value	Ratio
GSM850	Body Back-side	Mid	EGPRS Class10	1.023	1.062	1.00	NA	NA

Simultaneous Transmission SAR Analysis.

No.	Applicable Simultaneous Transmission Combination
1.	WWAN+BT
2.	WWAN+WIFI

Note:

- For simultaneous transmission analysis, WiFi and Bluetooth SAR is estimated per KDB 447498 D01 v06 base on the formula below:
 - $(\text{max. power of channel, including tune-up tolerance, mW}) / (\text{min. test separation distance, mm}) \cdot [\sqrt{f_{\text{(GHz)}}/x}]$ W/kg for test separation distances ≤ 50 mm;
where $x = 7.5$ for 1-g SAR, and $x = 18.75$ for 10-g SAR.
 - 0.4 W/kg for 1-g SAR and 1.0 W/kg for 10-g SAR, when the test separation distances is > 50 mm.²¹
- If the test separation distances is ≤ 5 mm, 5mm is used for estimated SAR calculation.
- WiFi maximum tune up power is 9.7dBm, BT's maximum tune up power is 0.3dBm and the estimated SAR is listed below.

Test position	Head(0.5cm)	Body (1.0cm)
WiFi Estimated SAR(W/kg)	0.37	0.19
BT Estimated SAR(W/kg)	0.15	0.07

Maximum Summation:

	WWAN	WIFI	BT	WWAN+WIFI	WWAN+BT
position	Max. Scaled SAR	Max. Scaled SAR	Max. Scaled SAR		
Head 0cm	0.56	0.37	0.15	0.93	0.71
Body 1.0cm	1.22	0.19	0.07	1.41	1.29

Note: 1g-SAR scalar summation < 1.6 W/kg, so no simultaneous SAR is required.

11 SAR MEASUREMENT REFERENCES

References

1. FCC 47 CFR Part 2 “Frequency Allocations and Radio Treaty Matters; General Rules and Regulations”
2. IEEE Std. C95.1-1999, “IEEE Standard for Safety Levels with Respect to Human Exposure to Radio Frequency Electromagnetic Fields, 3kHz to 300GHz”, 1999
3. IEEE Std. 1528-2013, “IEEE Recommended Practice for Determining the Peak Spatial-Average Specific Absorption Rate (SAR) in the Human Head from Wireless Communications Devices: Measurement Techniques”, June 2013
4. IEC 62209-2, “Human exposure to radio frequency fields from hand-held and body-mounted wireless communication devices—Human models, instrumentation, and procedures – Part 2: Procedure to determine the specific absorption rate(SAR) for wireless communication devices used in close proximity to the human body(frequency range of 30MHz to 6GHz)”, March 2010
5. FCC KDB 447498 D01 v06, “RF Exposure Procedures and Equipment Authorization Policies For Mobile and Portable Device”, October 23, 2015
6. FCC KDB 941225 D01 v03r01, “3G SAR Measurement Procedures”, October 23, 2015
7. FCC KDB 865664 D01 v01r04, “SAR Measurement Requirements For 100MHz to 6GHz”, August 7, 2015
8. FCC KDB648474 D04 v01r03, “SAR Evaluation Considerations for Wireless Handsets”. October 23, 2015
9. FCC KDB 941225 D06 v02r01, Hot Spot SAR ,October 23, 2015
10. FCC KDB 941225 D05 v02r04, “SAR Evaluation Considerations for LTE Devices”, October 23, 2015

Maximum SAR measurement Plots

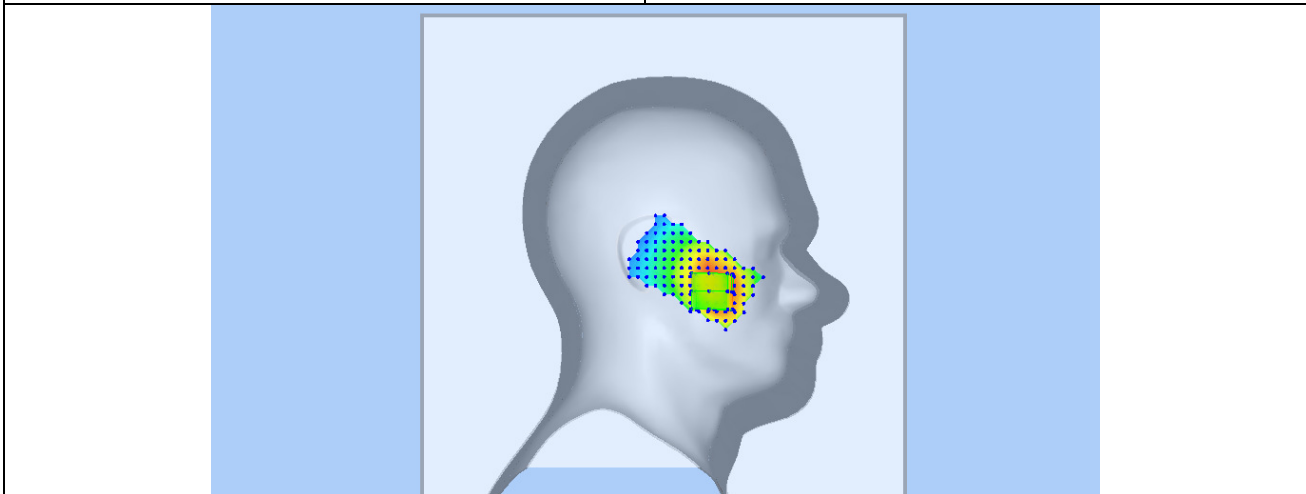
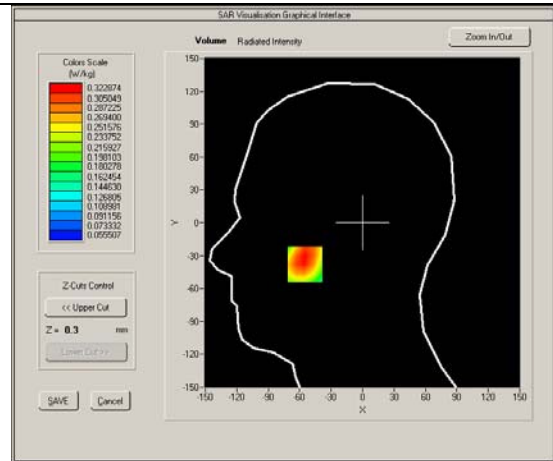
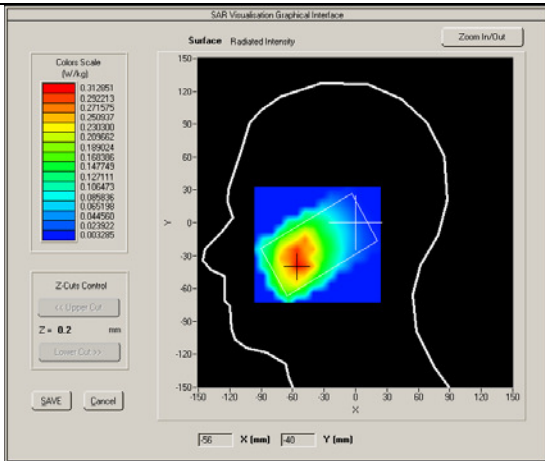
Test mode: GSM850, Middle channel (Left Head Cheek)

Product Description: Mobile phone

Model: SL5200

Test Date: Aug 3th,2016

Medium(liquid type)	HSL_835
Frequency (MHz)	836.6000
Relative permittivity (real part)	41.2
Conductivity (S/m)	0.91
E-Field Probe	SN 27/15 EPGO262
Crest factor	8.0
Conversion Factor	1.90
Sensor-Surface	4mm
Area Scan	dx=8mm dy=8mm
Zoom Scan	5x5x7,dx=8mm dy=8mm dz=5mm
Variation (%)	3.100000
SAR 10g (W/Kg)	0.139193
SAR 1g (W/Kg)	0.312208
SURFACE SAR	VOLUME SAR

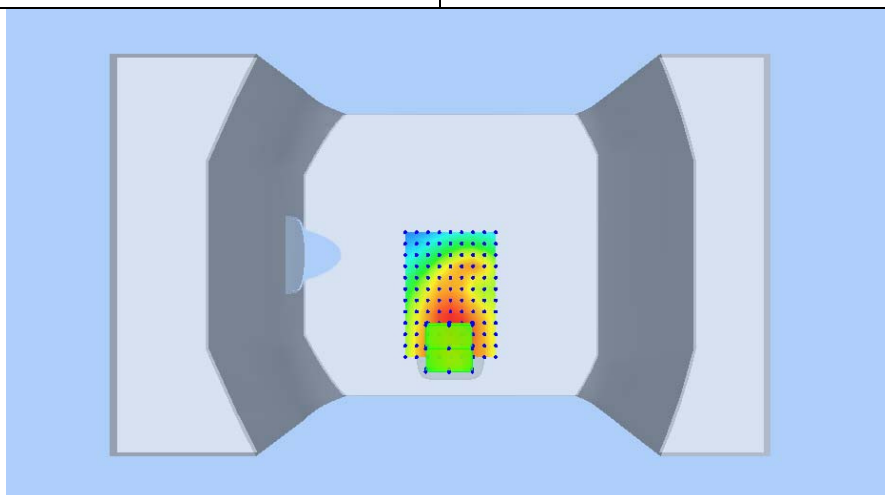
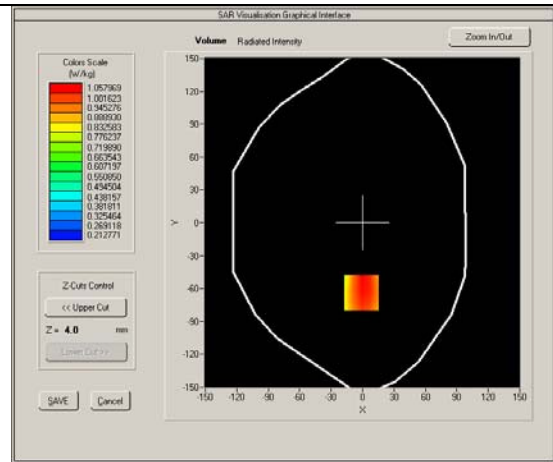
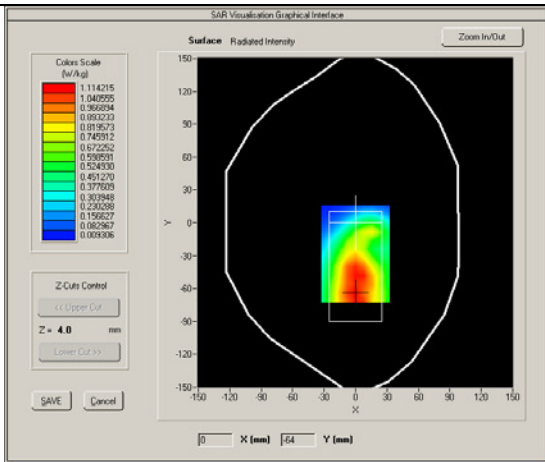


Test mode: GPRS850, Middle channel (Body Back Side)
 Product Description: Mobile phone
 Model: SL5200
 Test Date: Aug 3th,2016

Medium(liquid type)	MSL_835
Frequency (MHz)	836.6000
Relative permittivity (real part)	55.17
Conductivity (S/m)	0.99
E-Field Probe	SN 27/15 EPGO262
Crest factor	4.0
Conversion Factor	1.97
Sensor-Surface	4mm
Area Scan	dx=8mm dy=8mm
Zoom Scan	5x5x7,dx=8mm dy=8mm dz=5mm
Variation (%)	2.070000
SAR 10g (W/Kg)	0.6940330
SAR 1g (W/Kg)	1.0233194

SURFACE SAR

VOLUME SAR



Test mode: WCDMA Band V, Middle channel (Left Head Cheek)

Product Description: Mobile phone

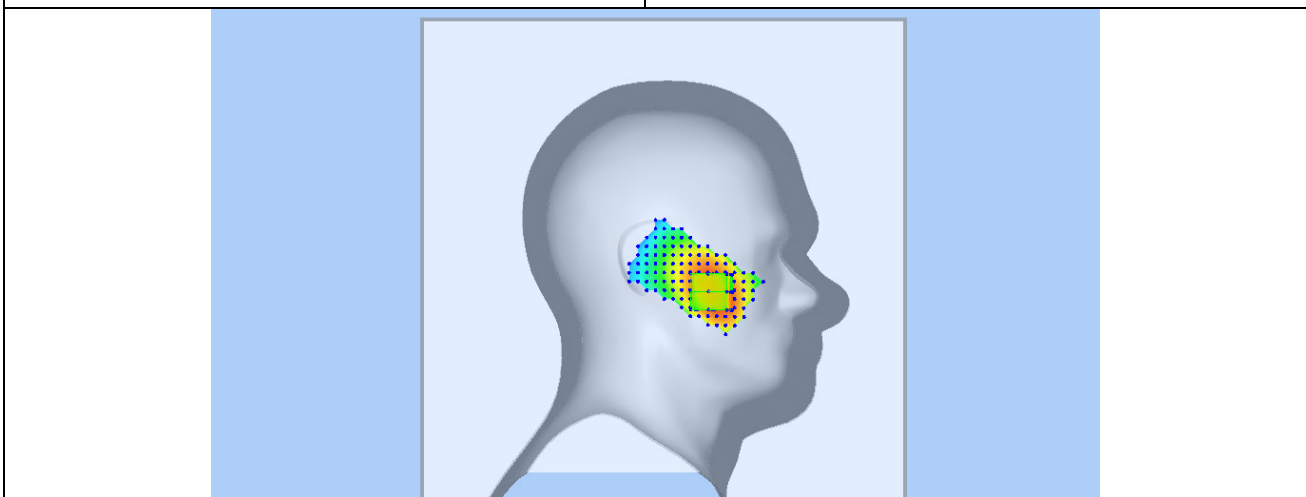
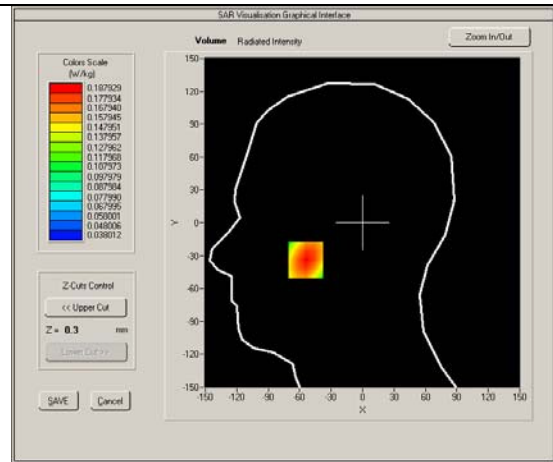
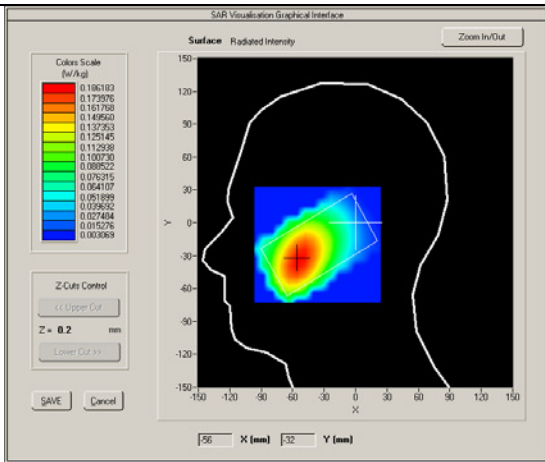
Model: SL5200

Test Date: Aug 3th,2016

Medium(liquid type)	HSL_835
Frequency (MHz)	836.600
Relative permittivity (real part)	41.2
Conductivity (S/m)	0.91
E-Field Probe	SN 27/15 EPGO262
Crest factor	1.0
Conversion Factor	1.90
Sensor-Surface	4mm
Area Scan	dx=8mm dy=8mm
Zoom Scan	5x5x7, dx=8mm dy=8mm dz=5mm
Variation (%)	4.170000
SAR 10g (W/Kg)	0.091925
SAR 1g (W/Kg)	0.181332

SURFACE SAR

VOLUME SAR



Test mode: WCDMA Band V, Middle channel (Body Back Side)

Product Description: Mobile phone

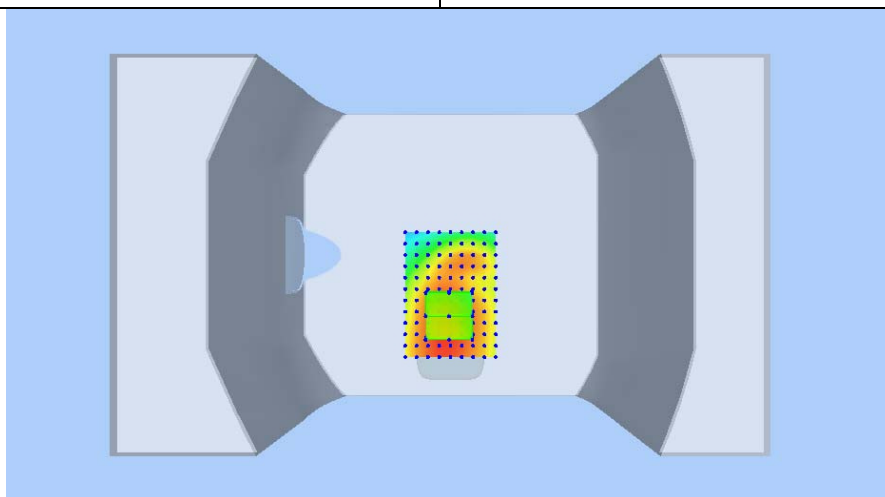
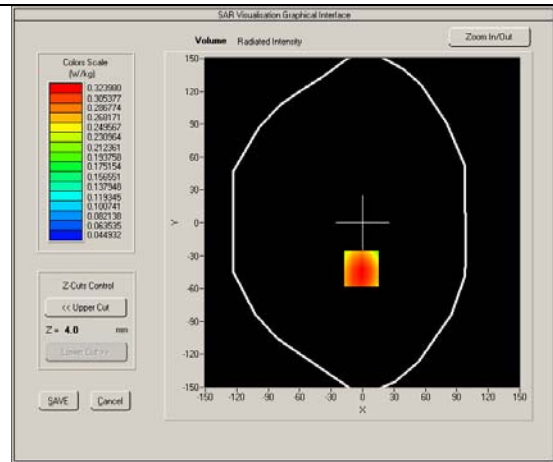
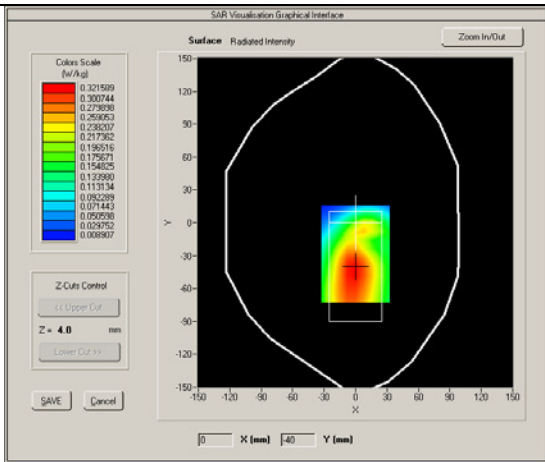
Model: SL5200

Test Date: Aug 3th,2016

Medium(liquid type)	MSL_835
Frequency (MHz)	835.0000
Relative permittivity (real part)	55.17
Conductivity (S/m)	0.99
E-Field Probe	SN 27/15 EPGO262
Crest factor	1.0
Conversion Factor	1.97
Sensor-Surface	4mm
Area Scan	dx=8mm dy=8mm
Zoom Scan	5x5x7,dx=8mm dy=8mm dz=5mm
Variation (%)	2.580000
SAR 10g (W/Kg)	0.149379
SAR 1g (W/Kg)	0.314203

SURFACE SAR

VOLUME SAR

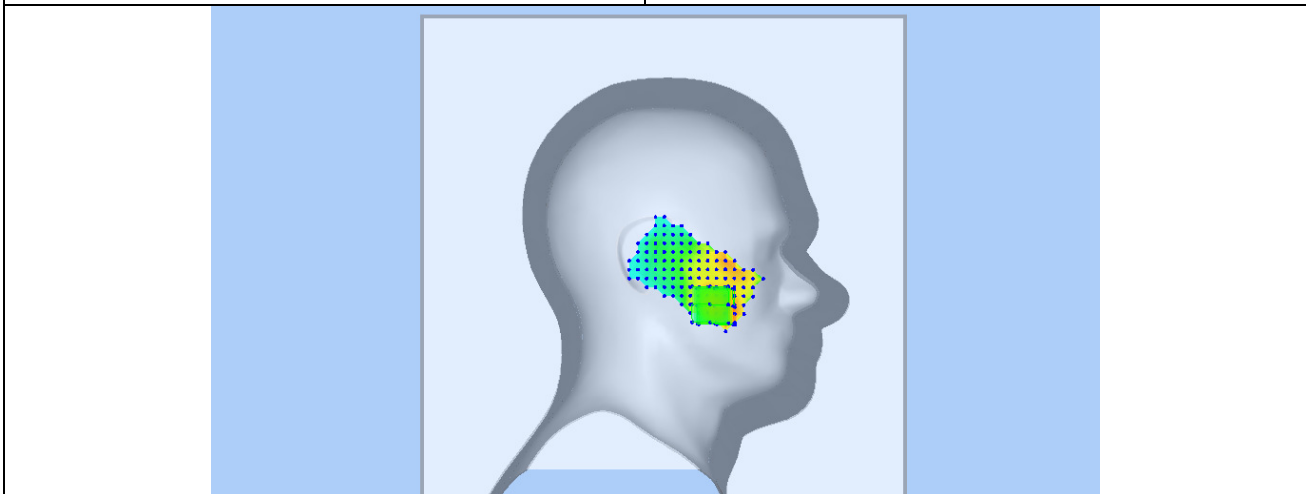
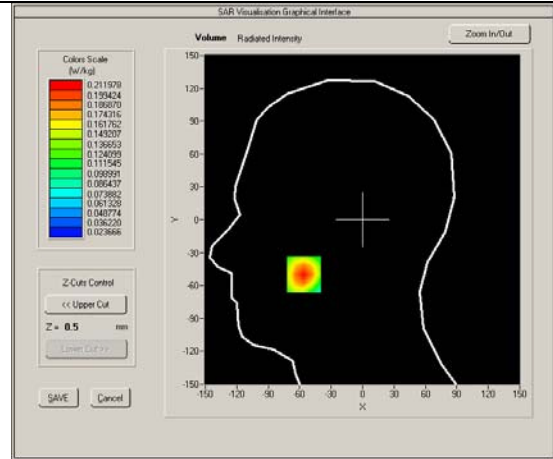
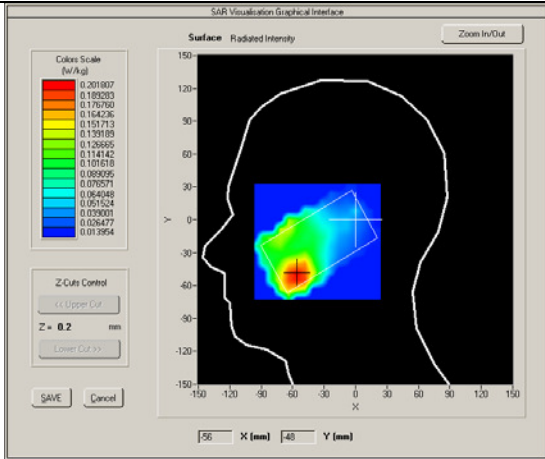


Test mode: PCS1900, Middle channel (Left Head Cheek)
 Product Description: Mobile phone
 Model: SL5200
 Test Date: Aug 8th,2016

Medium(liquid type)	HSL_1900
Frequency (MHz)	1880.000
Relative permittivity (real part)	40.02
Conductivity (S/m)	1.37
E-Field Probe	SN 27/15 EPGO262
Crest factor	8.0
Conversion Factor	2.26
Sensor-Surface	4mm
Area Scan	dx=8mm dy=8mm
Zoom Scan	5x5x7,dx=8mm dy=8mm dz=5mm
Variation (%)	-1.210000
SAR 10g (W/Kg)	0.104271
SAR 1g (W/Kg)	0.199614

SURFACE SAR

VOLUME SAR

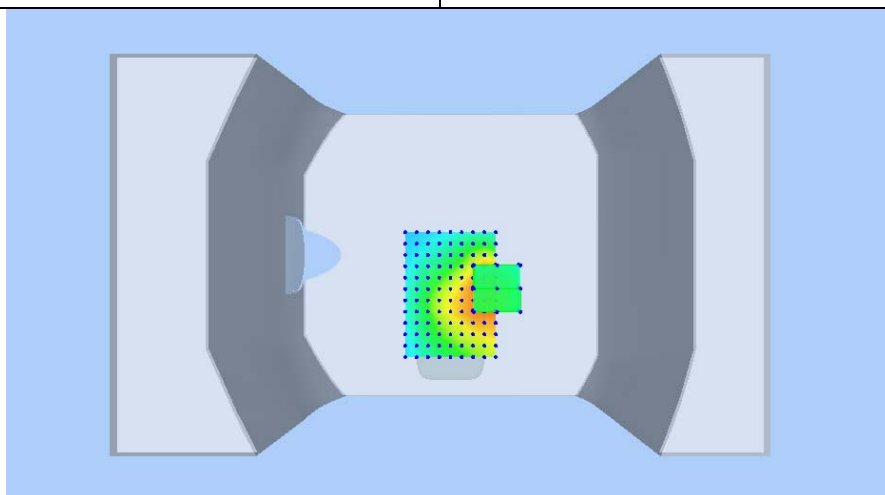
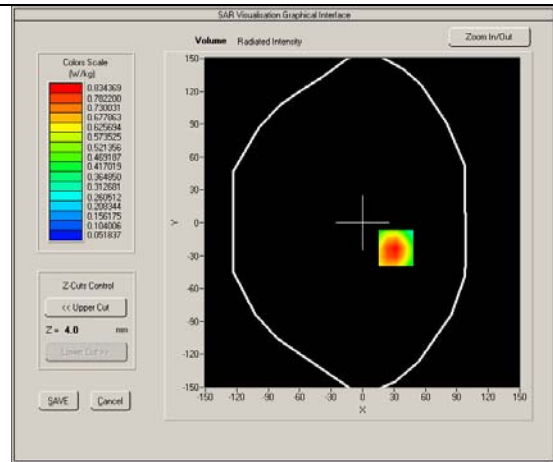
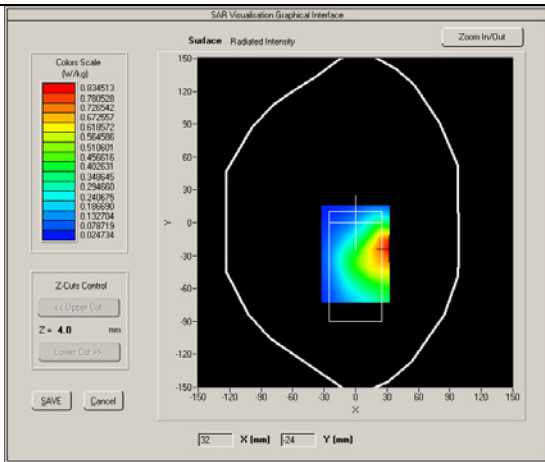


Test mode: GPRS1900, Middle channel (Body Back Side)
 Product Description: Mobile phone
 Model: SL5200
 Test Date: Aug 8th,2016

Medium(liquid type)	MSL_1900
Frequency (MHz)	1850.200
Relative permittivity (real part)	53.29
Conductivity (S/m)	1.51
E-Field Probe	SN 27/15 EPGO262
Crest factor	4.0
Conversion Factor	2.32
Sensor-Surface	4mm
Area Scan	dx=8mm dy=8mm
Zoom Scan	5x5x7,dx=8mm dy=8mm dz=5mm
Variation (%)	-2.00000
SAR 10g (W/Kg)	0.353461
SAR 1g (W/Kg)	0.790754

SURFACE SAR

VOLUME SAR



Test mode: WCDMA Band II , Middle channel (Right Head Cheek)

Product Description: Mobile phone

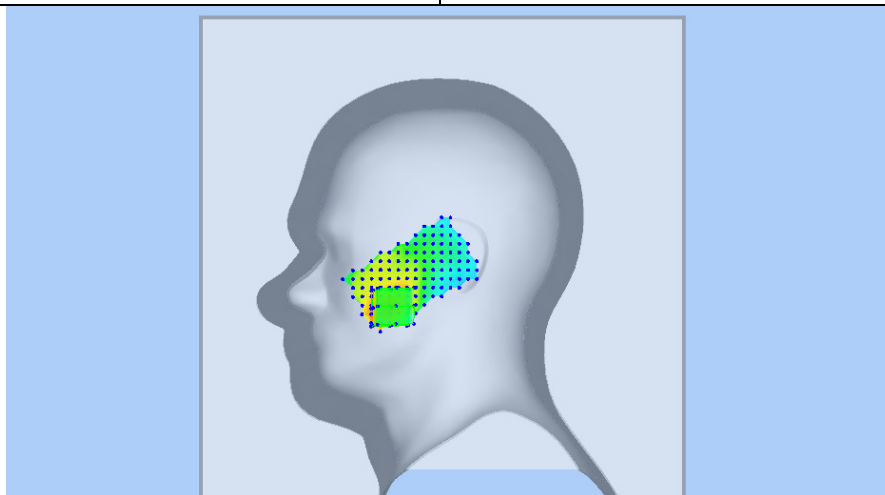
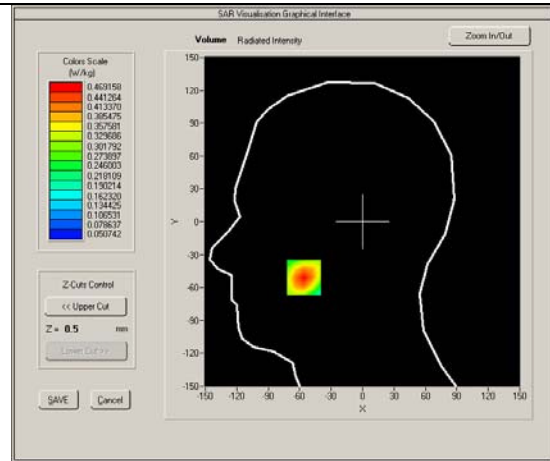
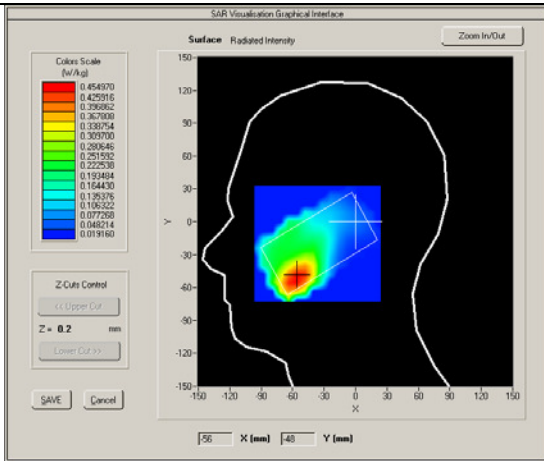
Model: SL5200

Test Date: Aug 8th,2016

Medium(liquid type)	HSL_1900
Frequency (MHz)	1880.000
Relative permittivity (real part)	40.02
Conductivity (S/m)	1.37
E-Field Probe	SN 27/15 EPGO262
Crest factor	1.0
Conversion Factor	2.26
Sensor-Surface	4mm
Area Scan	dx=8mm dy=8mm
Zoom Scan	5x5x7,dx=8mm dy=8mm dz=5mm
Variation (%)	1.330000
SAR 10g (W/Kg)	0.246172
SAR 1g (W/Kg)	0.442264

SURFACE SAR

VOLUME SAR



Test mode: WCDMA Band II , Middle channel (Body Back Side)

Product Description: Mobile phone

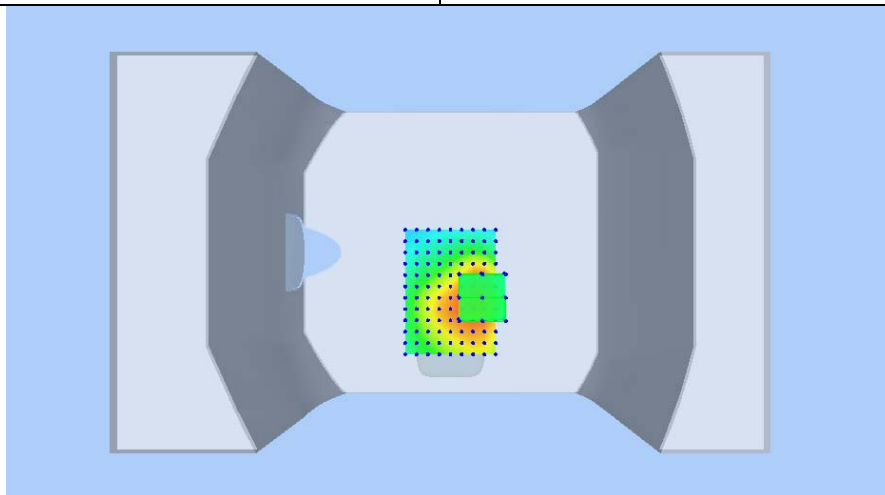
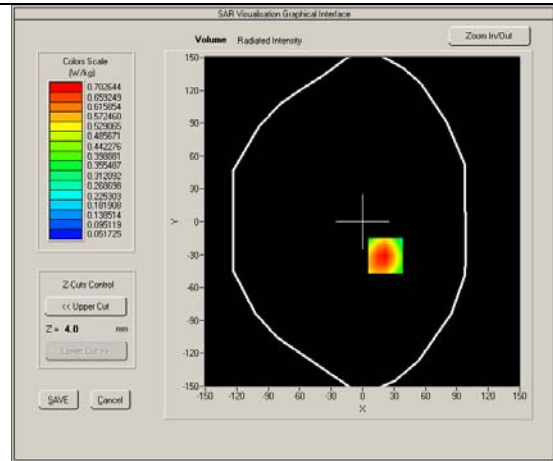
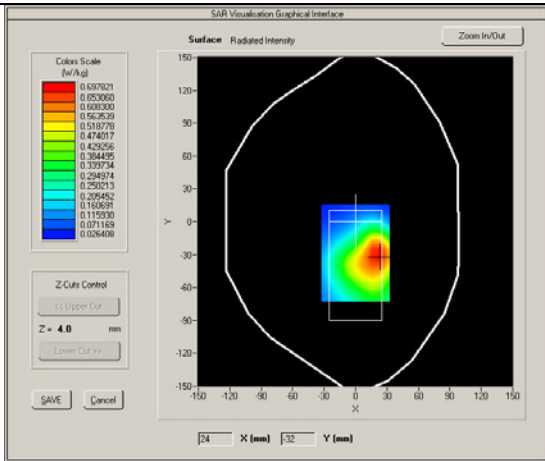
Model: SL5200

Test Date: Aug 8th,2016

Medium(liquid type)	MSL_1900
Frequency (MHz)	1880.000
Relative permittivity (real part)	53.29
Conductivity (S/m)	1.51
E-Field Probe	SN 27/15 EPGO262
Crest factor	1.0
Conversion Factor	2.32
Sensor-Surface	4mm
Area Scan	dx=8mm dy=8mm
Zoom Scan	5x5x7,dx=8mm dy=8mm dz=5mm
Variation (%)	-0.76000
SAR 10g (W/Kg)	0.322100
SAR 1g (W/Kg)	0.672214

SURFACE SAR

VOLUME SAR



Test mode: WCDMA Band IV, Middle channel (Right Head Cheek)

Product Description: Mobile phone

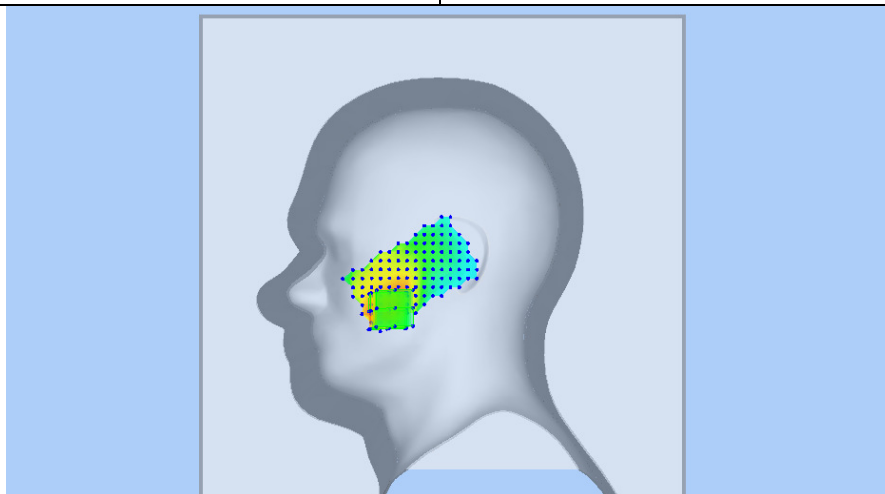
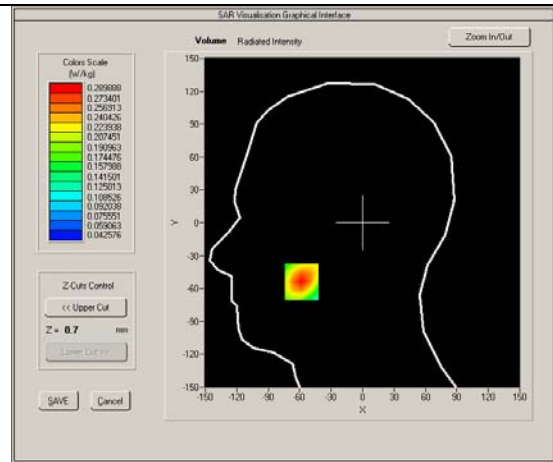
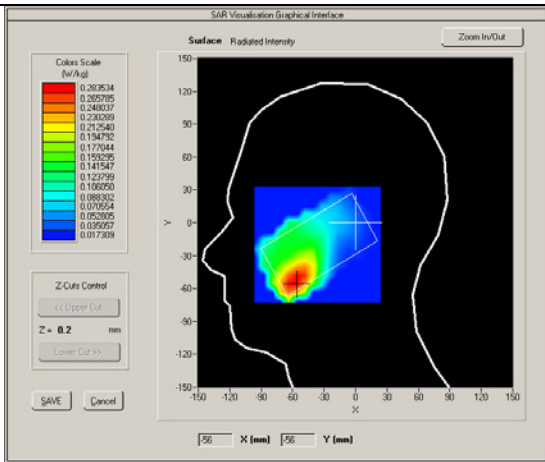
Model: SL5200

Test Date: Aug 5th,2016

Medium(liquid type)	HSL 1800
Frequency (MHz)	1732.600
Relative permittivity (real part)	39.96
Conductivity (S/m)	1.42
E-Field Probe	SN 27/15 EPGO262
Crest factor	1.0
Conversion Factor	2.01
Sensor-Surface	4mm
Area Scan	dx=8mm dy=8mm
Zoom Scan	5x5x7, dx=8mm dy=8mm dz=5mm
Variation (%)	-4.86000
SAR 10g (W/Kg)	0.170458
SAR 1g (W/Kg)	0.275126

SURFACE SAR

VOLUME SAR



Test mode: WCDMA Band IV, Middle channel (Body Back Side)

Product Description: Mobile phone

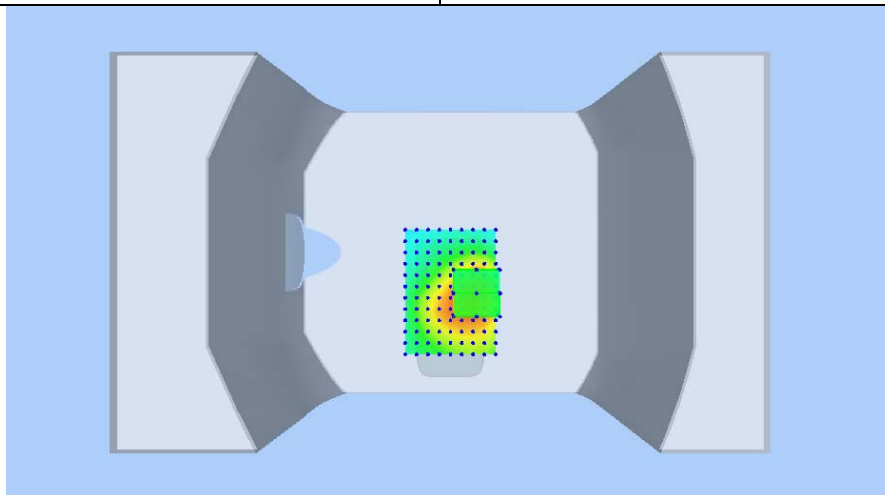
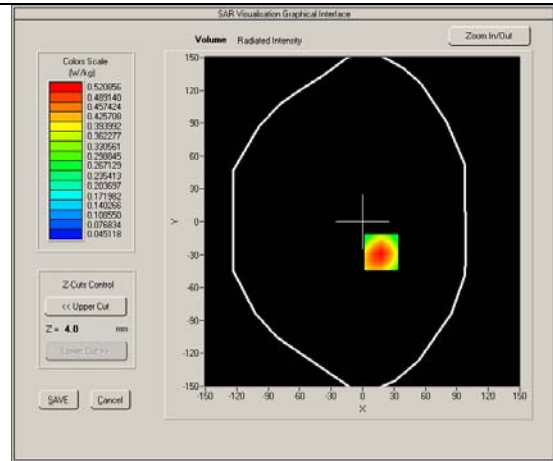
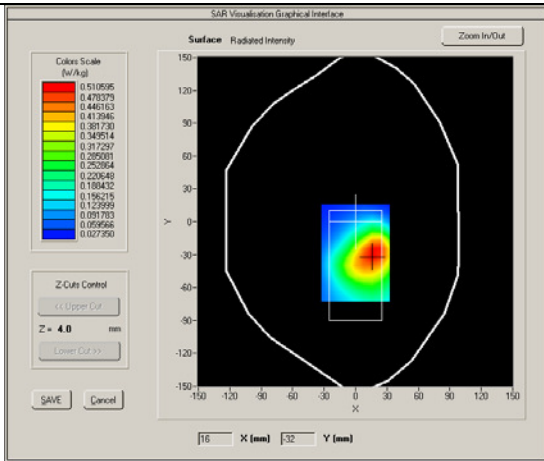
Model: SL5200

Test Date: Aug 5th,2016

Medium(liquid type)	MSL_1800
Frequency (MHz)	1712.600
Relative permittivity (real part)	53.26
Conductivity (S/m)	1.55
E-Field Probe	SN 27/15 EPGO262
Crest factor	1.0
Conversion Factor	2.05
Sensor-Surface	4mm
Area Scan	dx=8mm dy=8mm
Zoom Scan	5x5x7,dx=8mm dy=8mm dz=5mm
Variation (%)	0.220000
SAR 10g (W/Kg)	0.263251
SAR 1g (W/Kg)	0.497828

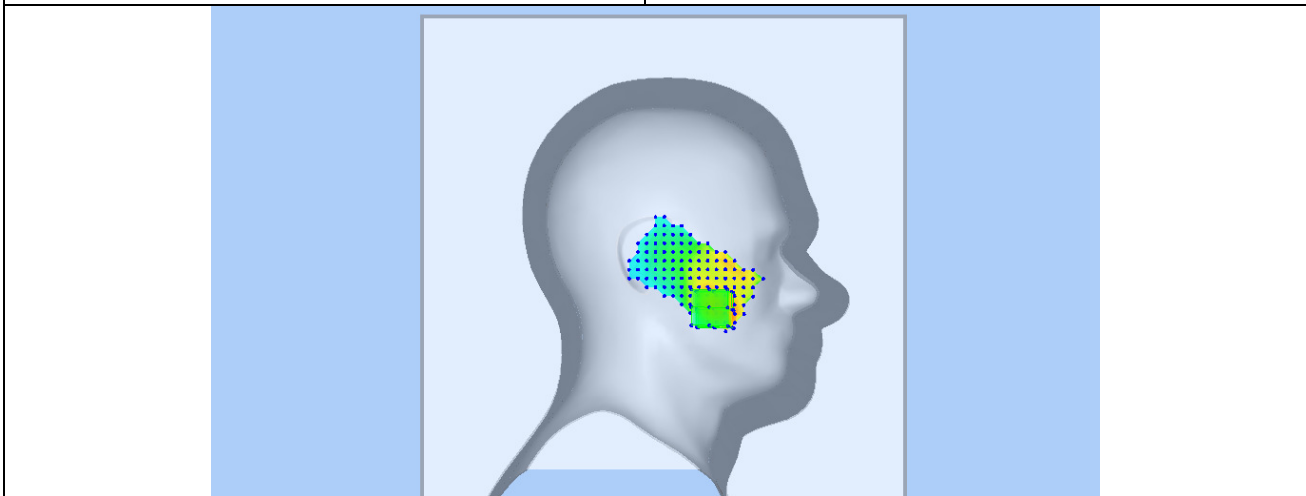
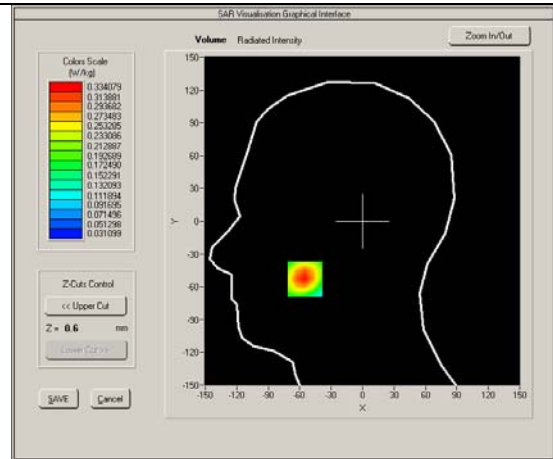
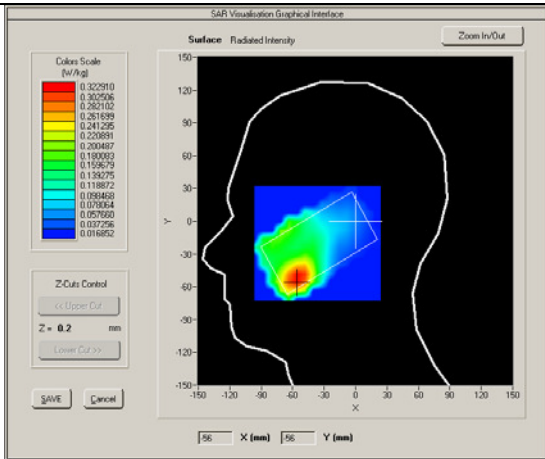
SURFACE SAR

VOLUME SAR



Test mode: LTE BAND 17, Middle channel (Left Head Cheek)
 Product Description: Mobile phone
 Model: SL5200
 Test Date: Aug 1st,2016

Medium(liquid type)	HSL_750
Frequency (MHz)	710.0000
Relative permittivity (real part)	41.95
Conductivity (S/m)	0.91
E-Field Probe	SN 27/15 EPGO262
Crest factor	1.0
Conversion Factor	1.68
Sensor-Surface	4mm
Bandwidth(MHz)	10
RB Allocation	1
RB Offset	24
Area Scan	dx=8mm dy=8mm
Zoom Scan	5x5x7,dx=8mm dy=8mm dz=5mm
Variation (%)	-1.61000
SAR 10g (W/Kg)	0.162516
SAR 1g (W/Kg)	0.305002
SURFACE SAR	VOLUME SAR



Test mode: LTE BAND 17, Middle channel (Body Back Side)

Product Description: Mobile phone

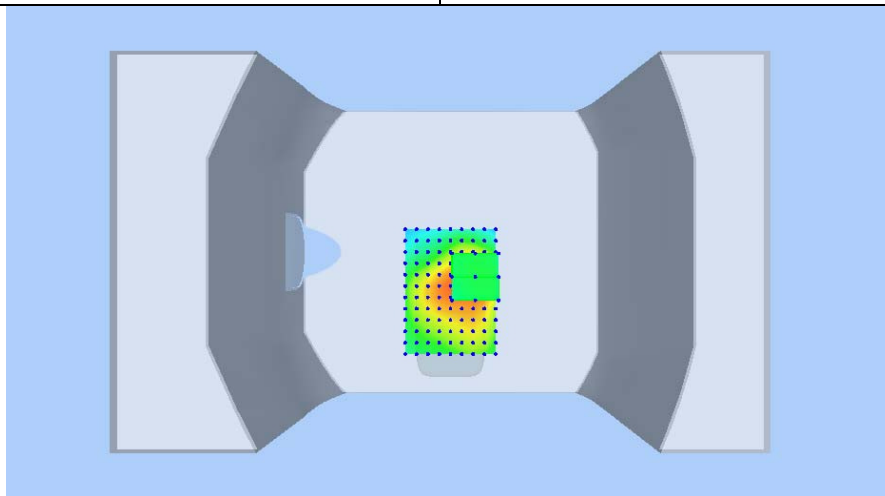
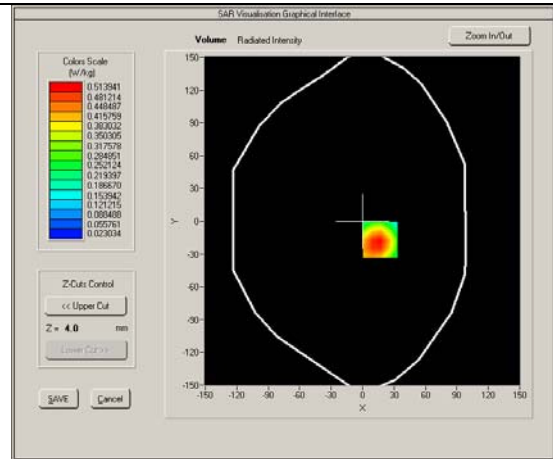
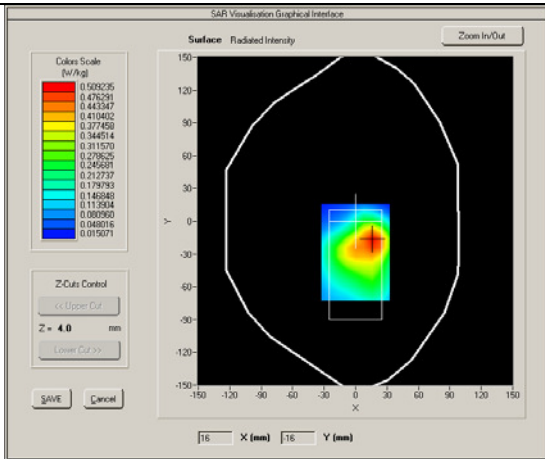
Model: SL5200

Test Date: Aug 1st,2016

Medium(liquid type)	MSL_750
Frequency (MHz)	710.0000
Relative permittivity (real part)	55.56
Conductivity (S/m)	0.97
E-Field Probe	SN 27/15 EPGO262
Crest factor	1.0
Conversion Factor	1.74
Sensor-Surface	4mm
Bandwidth(MHz)	10
RB Allocation	1
RB Offset	24
Area Scan	dx=8mm dy=8mm
Zoom Scan	5x5x7,dx=8mm dy=8mm dz=5mm
Variation (%)	3.130000
SAR 10g (W/Kg)	0.290168
SAR 1g (W/Kg)	0.524107

SURFACE SAR

VOLUME SAR



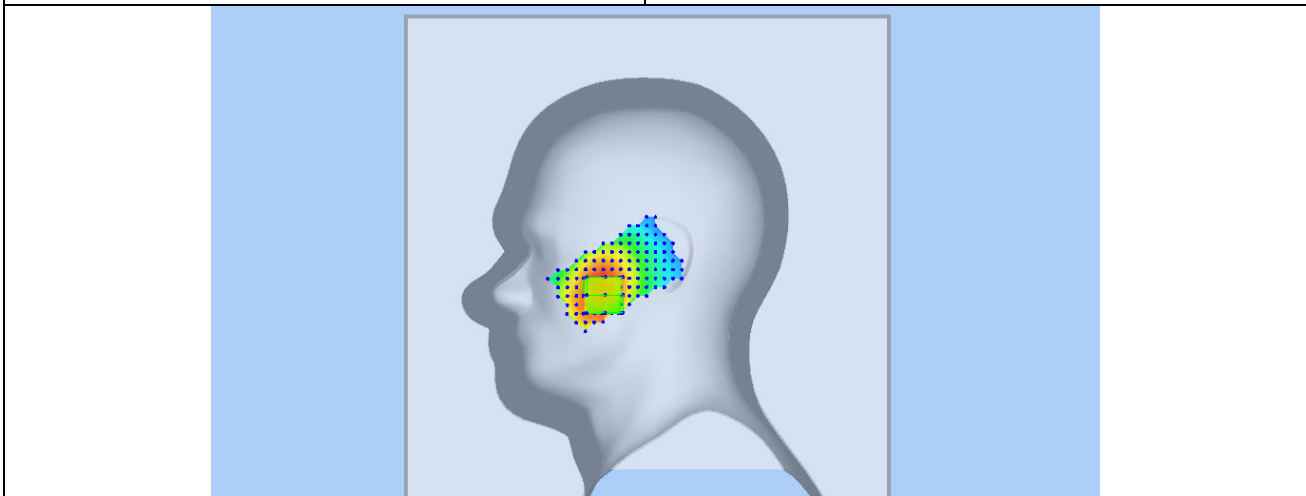
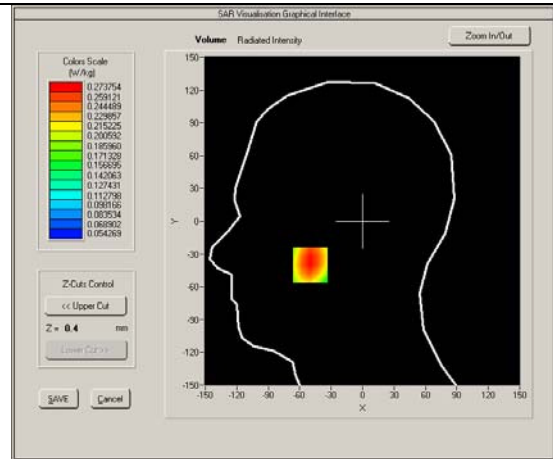
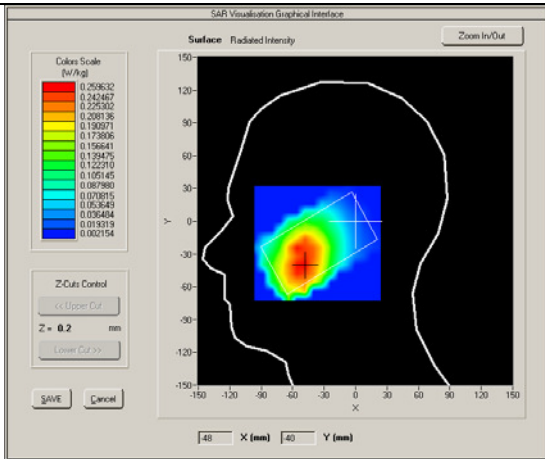
Test mode: LTE BAND 12, Middle channel (Right Head Cheek)

Product Description: Mobile phone

Model: SL5200

Test Date: Aug 1st,2016

Medium(liquid type)	HSL_750
Frequency (MHz)	710.0000
Relative permittivity (real part)	41.95
Conductivity (S/m)	0.91
E-Field Probe	SN 27/15 EPGO262
Crest factor	1.0
Conversion Factor	1.68
Sensor-Surface	4mm
Bandwidth(MHz)	10
RB Allocation	1
RB Offset	24
Area Scan	dx=8mm dy=8mm
Zoom Scan	5x5x7,dx=8mm dy=8mm dz=5mm
Variation (%)	-1.61000
SAR 10g (W/Kg)	0.152002
SAR 1g (W/Kg)	0.254002
SURFACE SAR	VOLUME SAR



Test mode: LTE BAND 12, Middle channel (Body Back Side)

Product Description: Mobile phone

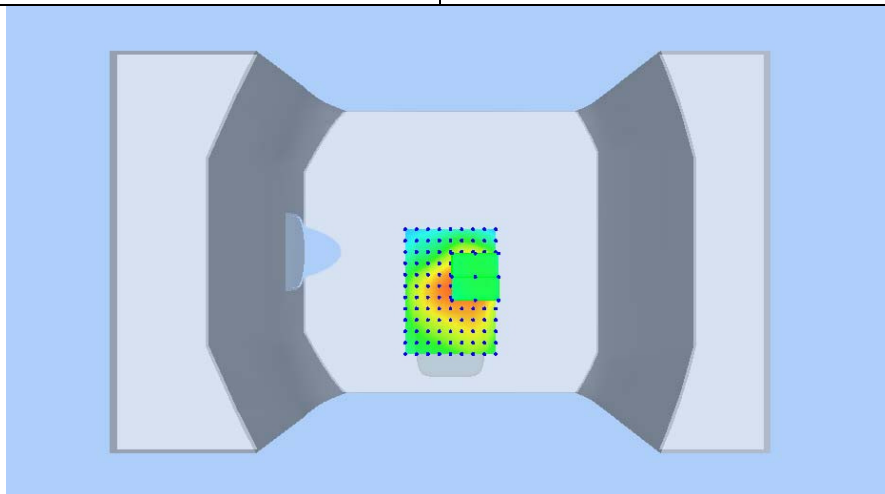
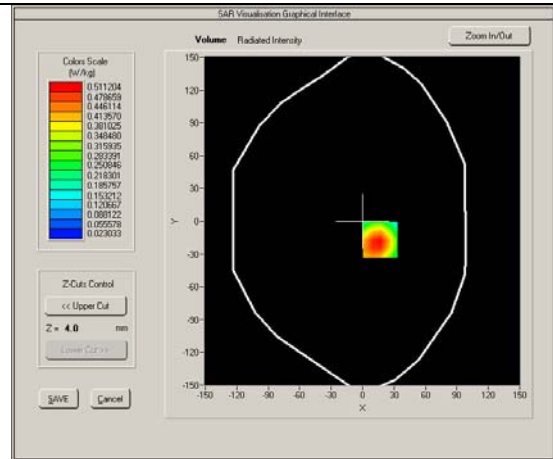
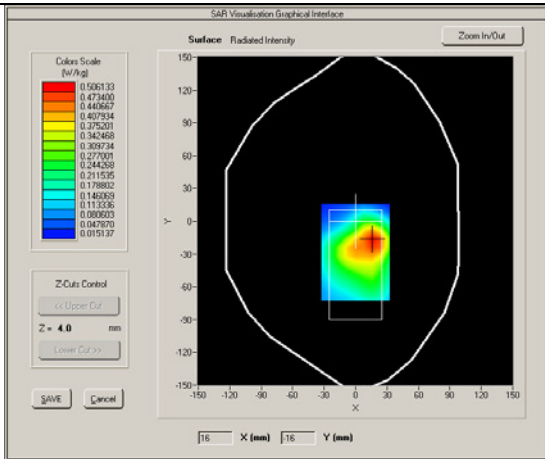
Model: SL5200

Test Date: Aug 1st,2016

Medium(liquid type)	MSL_750
Frequency (MHz)	710.0000
Relative permittivity (real part)	55.56
Conductivity (S/m)	0.97
E-Field Probe	SN 27/15 EPGO262
Crest factor	1.0
Conversion Factor	1.74
Sensor-Surface	4mm
Bandwidth(MHz)	10
RB Allocation	1
RB Offset	24
Area Scan	dx=8mm dy=8mm
Zoom Scan	5x5x7,dx=8mm dy=8mm dz=5mm
Variation (%)	3.130000
SAR 10g (W/Kg)	0.281342
SAR 1g (W/Kg)	0.512220

SURFACE SAR

VOLUME SAR



Test mode: LTE BAND 7, Middle channel (Left Head Cheek)

Product Description: Mobile phone

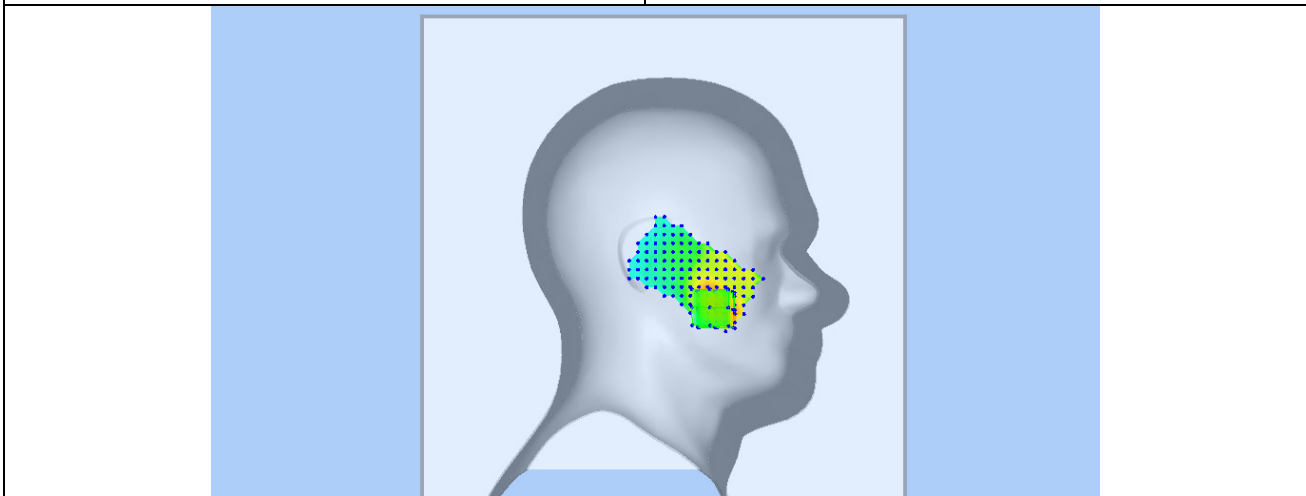
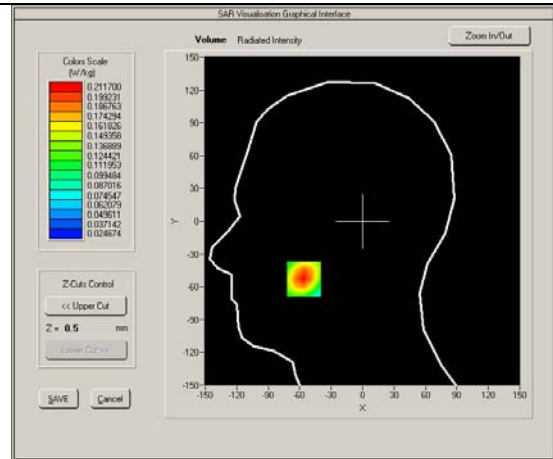
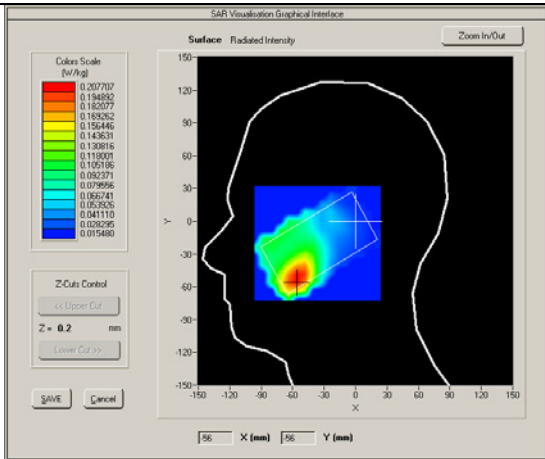
Model: SL5200

Test Date: Aug 10th,2016

Medium(liquid type)	HSL 2600
Frequency (MHz)	2535.0000
Relative permittivity (real part)	55.29
Conductivity (S/m)	1.97
E-Field Probe	SN 27/15 EPGO262
Crest factor	1.0
Conversion Factor	2.28
Sensor-Surface	4mm
Bandwidth(MHz)	20
RB Allocation	1
RB Offset	49
Area Scan	dx=8mm dy=8mm
Zoom Scan	5x5x7,dx=8mm dy=8mm dz=5mm
Variation (%)	-0.58000
SAR 10g (W/Kg)	0.107654
SAR 1g (W/Kg)	0.205412

SURFACE SAR

VOLUME SAR



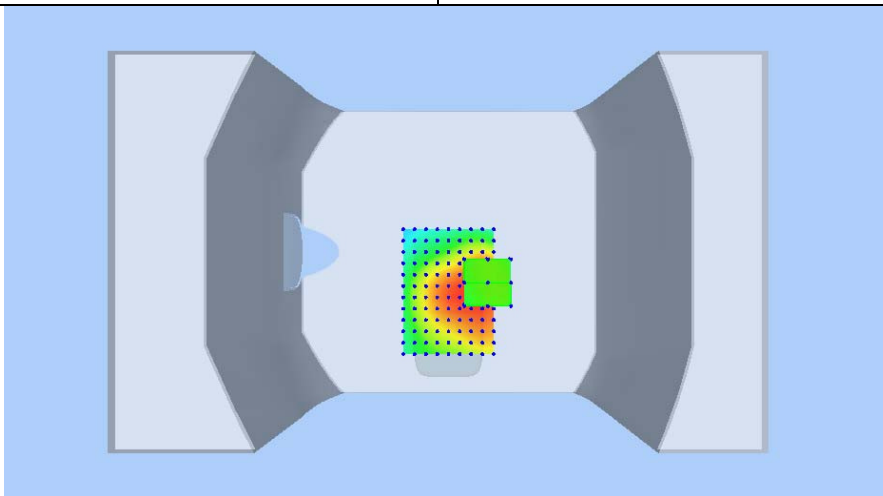
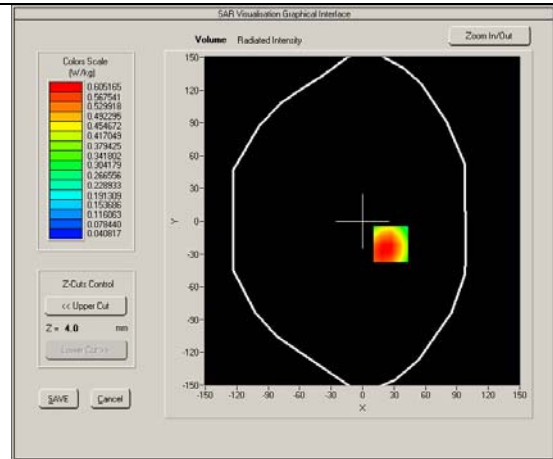
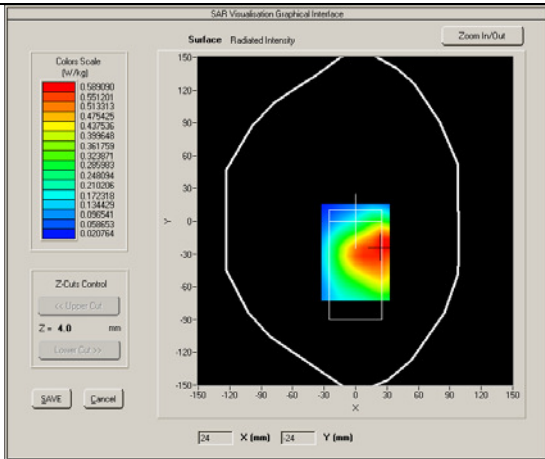
Test mode: LTE BAND 7, Mid channel (Body Down Side)

Product Description: Mobile phone

Model: SL5200

Test Date: Aug 10th,2016

Medium(liquid type)	MSL 2600
Frequency (MHz)	2535.0000
Relative permittivity (real part)	51.96
Conductivity (S/m)	2.17
E-Field Probe	SN 27/15 EPGO262
Crest factor	1.0
Conversion Factor	2.34
Sensor-Surface	4mm
Bandwidth(MHz)	20
RB Allocation	1
RB Offset	49
Area Scan	dx=8mm dy=8mm
Zoom Scan	5x5x7,dx=8mm dy=8mm dz=5mm
Variation (%)	-1.62000
SAR 10g (W/Kg)	0.256527
SAR 1g (W/Kg)	0.590192
SURFACE SAR	VOLUME SAR



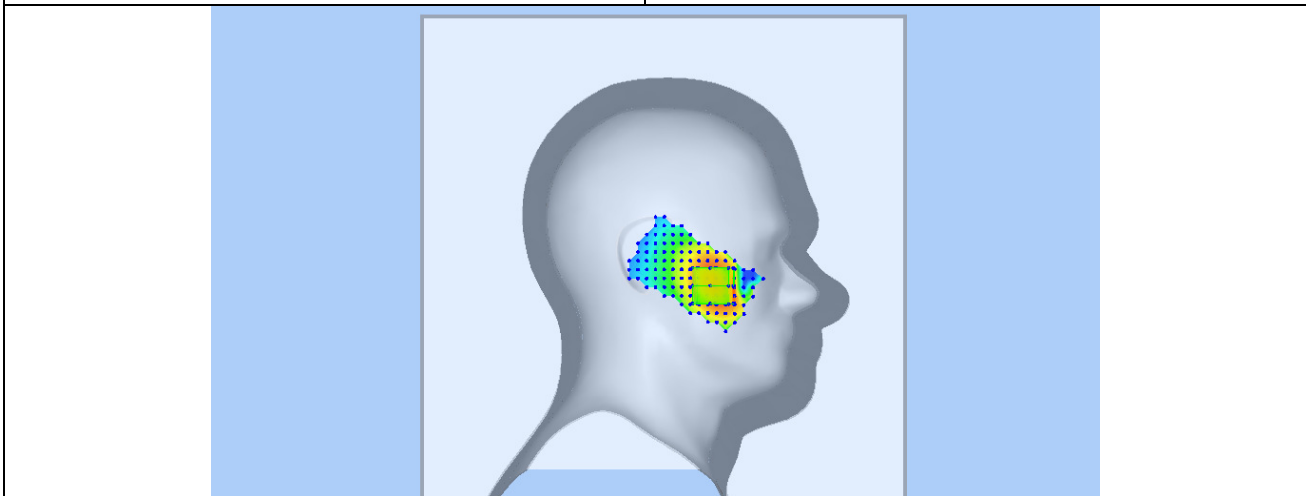
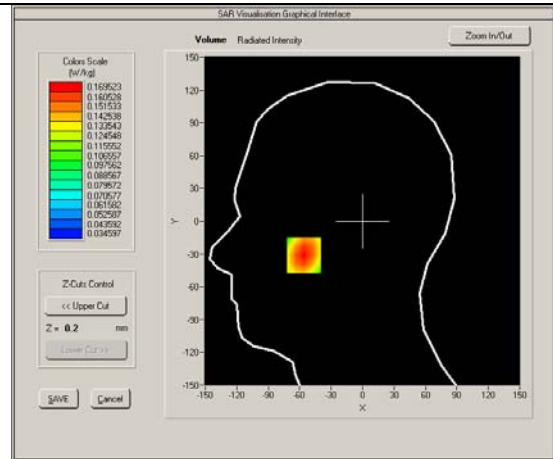
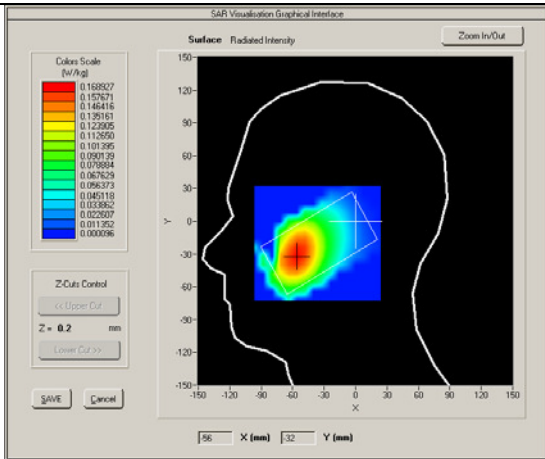
Test mode: LTE BAND 5, Middle channel (Left Head Cheek)

Product Description: Mobile phone

Model: SL5200

Test Date: Aug 3th,2016

Medium(liquid type)	HSL_835
Frequency (MHz)	836.5000
Relative permittivity (real part)	41.3
Conductivity (S/m)	0.94
E-Field Probe	SN 27/15 EPGO262
Crest factor	1.0
Conversion Factor	1.90
Sensor-Surface	4mm
Bandwidth(MHz)	10
RB Allocation	1
RB Offset	24
Area Scan	dx=8mm dy=8mm
Zoom Scan	5x5x7,dx=8mm dy=8mm dz=5mm
Variation (%)	1.040000
SAR 10g (W/Kg)	0.086522
SAR 1g (W/Kg)	0.163211
SURFACE SAR	VOLUME SAR



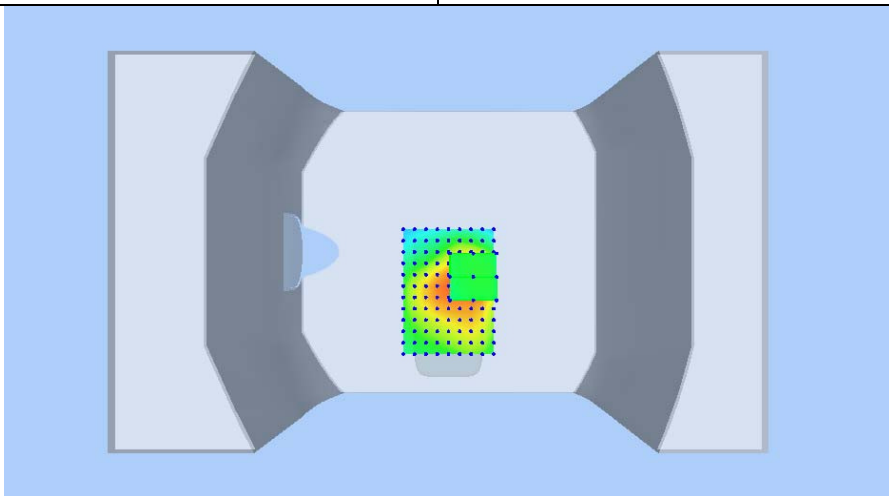
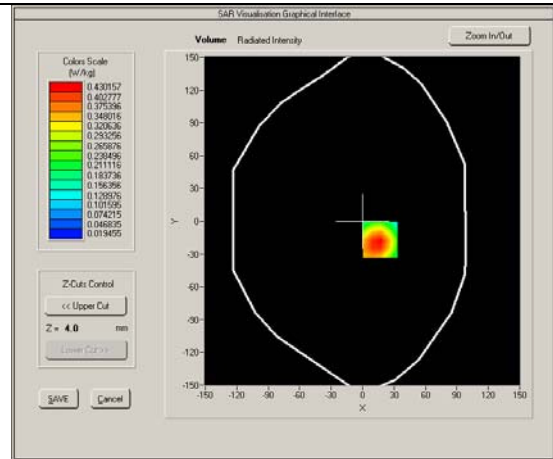
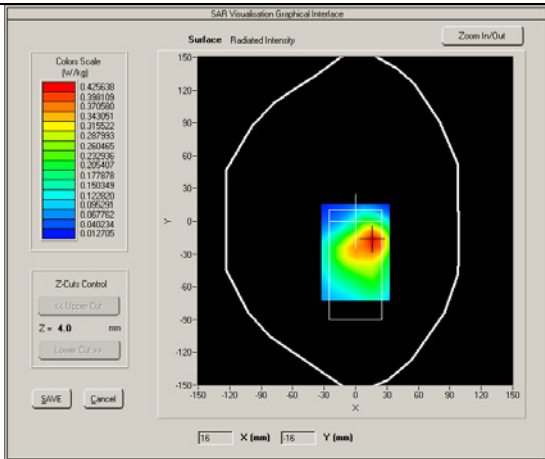
Test mode: LTE BAND 5, Mid channel (Body Down Side)

Product Description: Mobile phone

Model: SL5200

Test Date: Aug 3th,2016

Medium(liquid type)	MSL_835
Frequency (MHz)	836.5000
Relative permittivity (real part)	55.22
Conductivity (S/m)	0.95
E-Field Probe	SN 27/15 EPGO262
Crest factor	1.0
Conversion Factor	1.97
Sensor-Surface	4mm
Bandwidth(MHz)	10
RB Allocation	1
RB Offset	24
Area Scan	dx=8mm dy=8mm
Zoom Scan	5x5x7,dx=8mm dy=8mm dz=5mm
Variation (%)	-1.210000
SAR 10g (W/Kg)	0.261508
SAR 1g (W/Kg)	0.415081
SURFACE SAR	
VOLUME SAR	



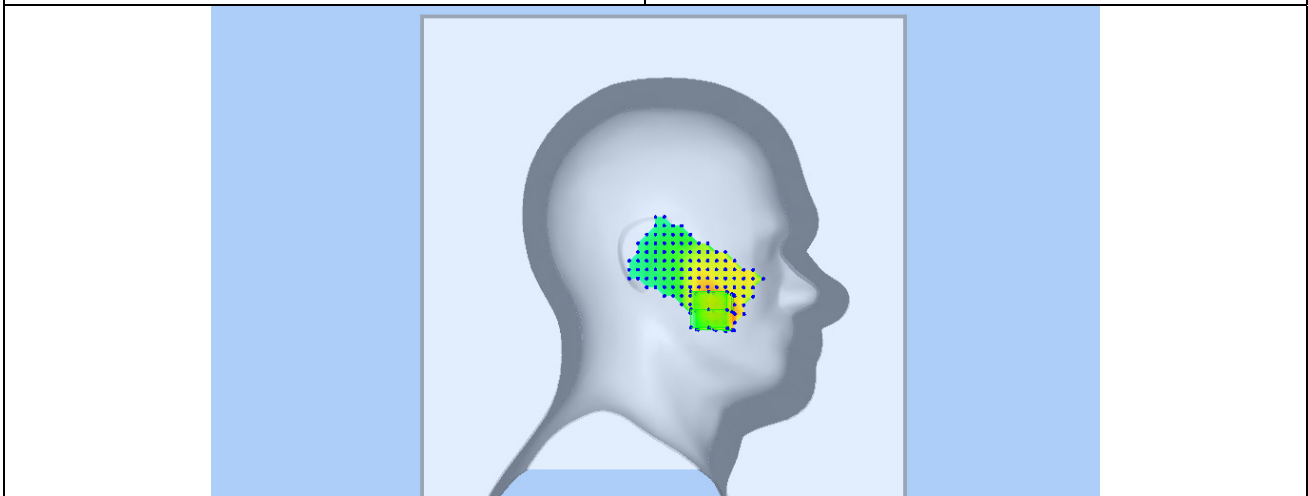
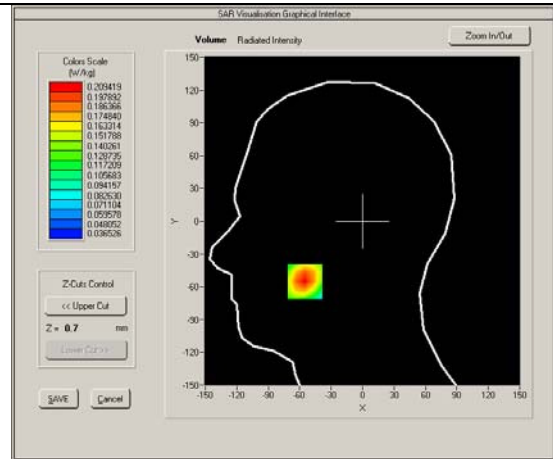
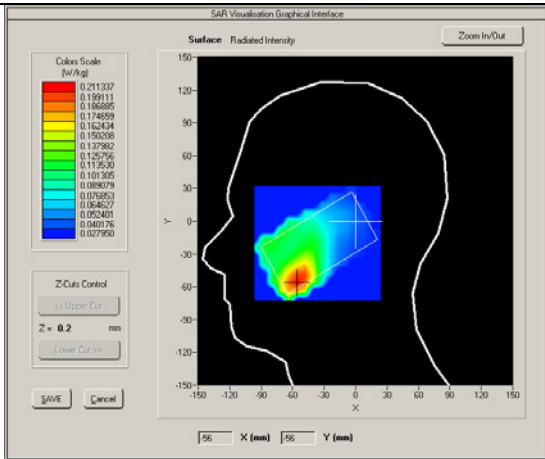
Test mode: LTE BAND 4, Middle channel (Left Head Cheek)

Product Description: Mobile phone

Model: SL5200

Test Date: Aug 5th,2016

Medium(liquid type)	HSL 1700
Frequency (MHz)	1732.5000
Relative permittivity (real part)	39.98
Conductivity (S/m)	1.41
E-Field Probe	SN 27/15 EPGO262
Crest factor	1.0
Conversion Factor	2.01
Sensor-Surface	4mm
Bandwidth(MHz)	20
RB Allocation	1
RB Offset	50
Area Scan	dx=8mm dy=8mm
Zoom Scan	5x5x7,dx=8mm dy=8mm dz=5mm
Variation (%)	0.410000
SAR 10g (W/Kg)	0.106056
SAR 1g (W/Kg)	0.200127
SURFACE SAR	
VOLUME SAR	



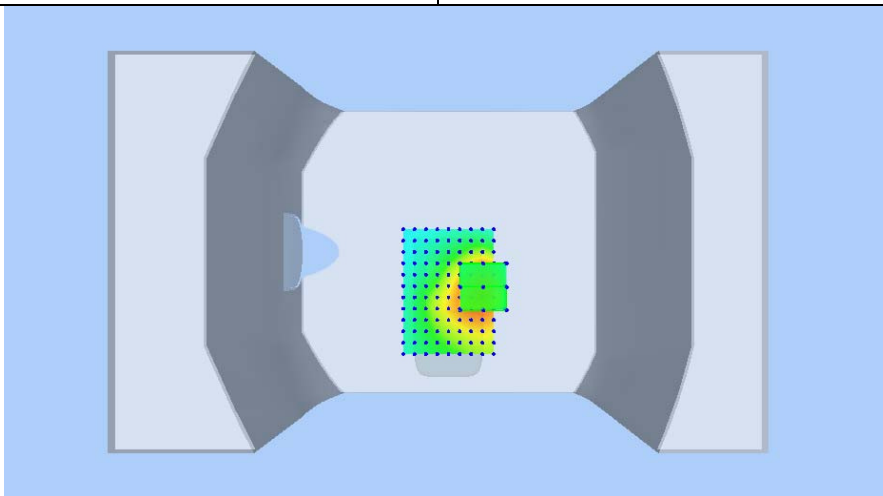
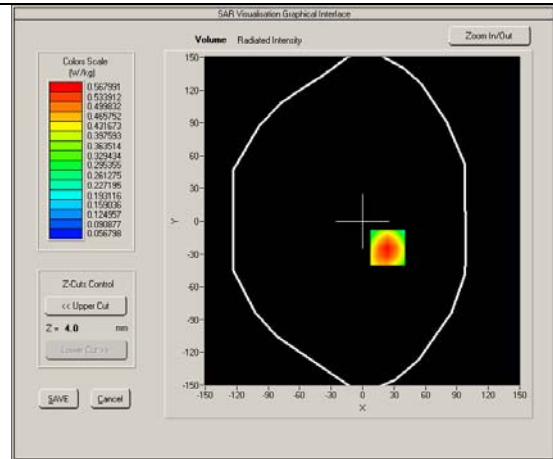
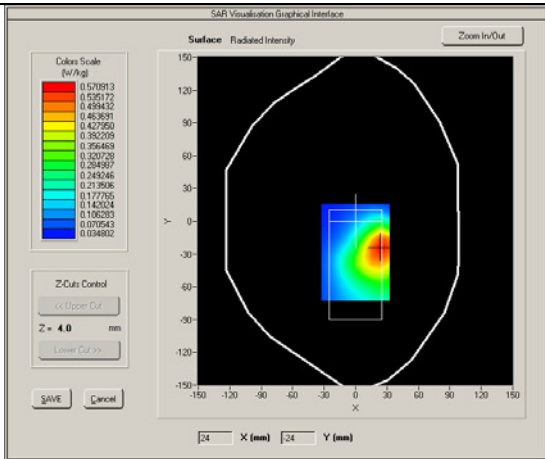
Test mode: LTE BAND 4, Middle channel (Body Down Side)

Product Description: Mobile phone

Model: SL5200

Test Date: Aug 5th,2016

Medium(liquid type)	MSL 1800
Frequency (MHz)	1732.5000
Relative permittivity (real part)	53.25
Conductivity (S/m)	1.56
E-Field Probe	SN 27/15 EPGO262
Crest factor	1.0
Conversion Factor	2.05
Sensor-Surface	4mm
Bandwidth(MHz)	20
RB Allocation	1
RB Offset	50
Area Scan	dx=8mm dy=8mm
Zoom Scan	5x5x7,dx=8mm dy=8mm dz=5mm
Variation (%)	-0.52000
SAR 10g (W/Kg)	0.232654
SAR 1g (W/Kg)	0.541129
SURFACE SAR	
VOLUME SAR	



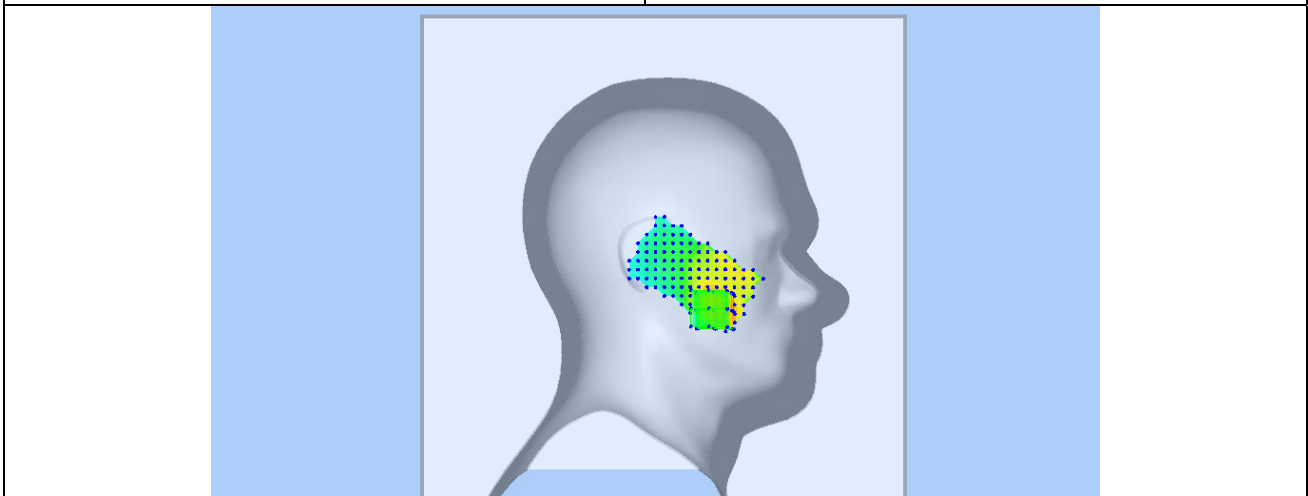
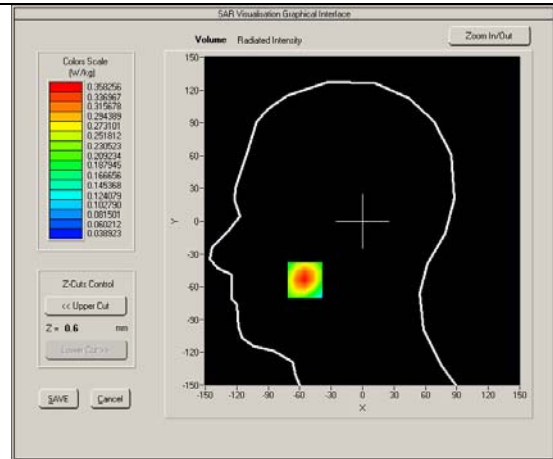
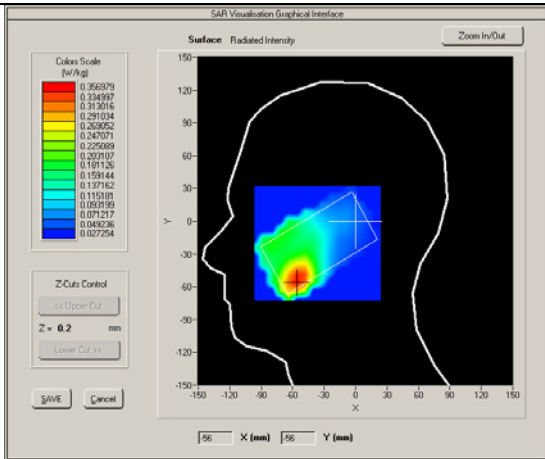
Test mode: LTE BAND 2, Middle channel (Left Head Cheek)

Product Description: Mobile phone

Model: SL5200

Test Date: Aug 8th,2016

Medium(liquid type)	HSL 1900
Frequency (MHz)	1880.0000
Relative permittivity (real part)	40.03
Conductivity (S/m)	1.39
E-Field Probe	SN 27/15 EPGO262
Crest factor	1.0
Conversion Factor	2.26
Sensor-Surface	4mm
Bandwidth(MHz)	20
RB Allocation	1
RB Offset	49
Area Scan	dx=8mm dy=8mm
Zoom Scan	5x5x7,dx=8mm dy=8mm dz=5mm
Variation (%)	1.350000
SAR 10g (W/Kg)	0.182216
SAR 1g (W/Kg)	0.339261
SURFACE SAR	
VOLUME SAR	



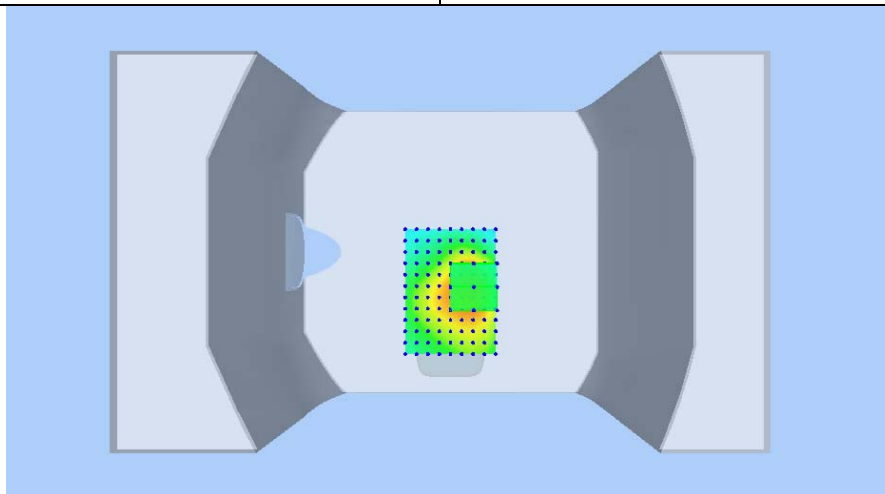
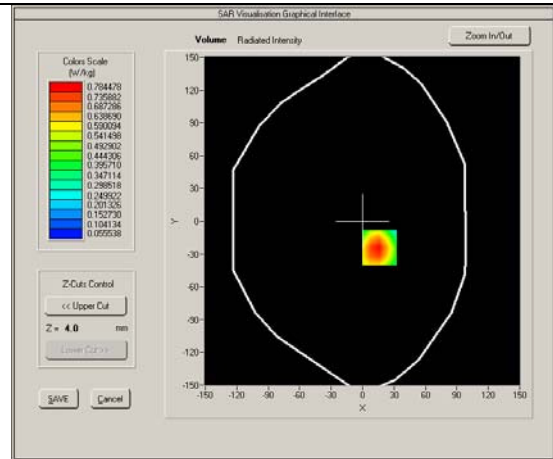
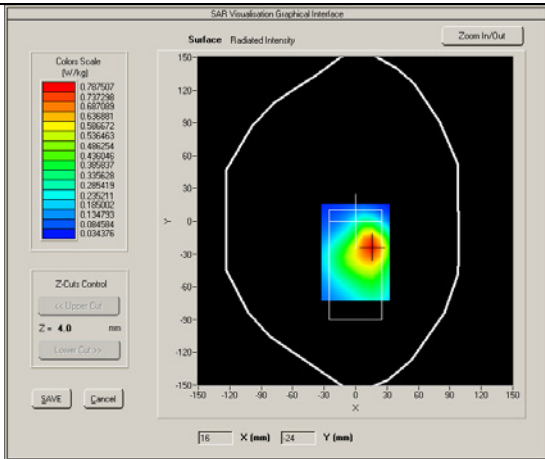
Test mode: LTE BAND 2, Middle channel (Body Down Side)

Product Description: Mobile phone

Model: SL5200

Test Date: Aug 8th,2016

Medium(liquid type)	MSL 1900
Frequency (MHz)	1880.0000
Relative permittivity (real part)	53.28
Conductivity (S/m)	1.53
E-Field Probe	SN 27/15 EPGO262
Crest factor	1.0
Conversion Factor	2.32
Sensor-Surface	4mm
Bandwidth(MHz)	20
RB Allocation	1
RB Offset	49
Area Scan	dx=8mm dy=8mm
Zoom Scan	5x5x7,dx=8mm dy=8mm dz=5mm
Variation (%)	-0.88000
SAR 10g (W/Kg)	0.328451
SAR 1g (W/Kg)	0.747104
SURFACE SAR	
VOLUME SAR	



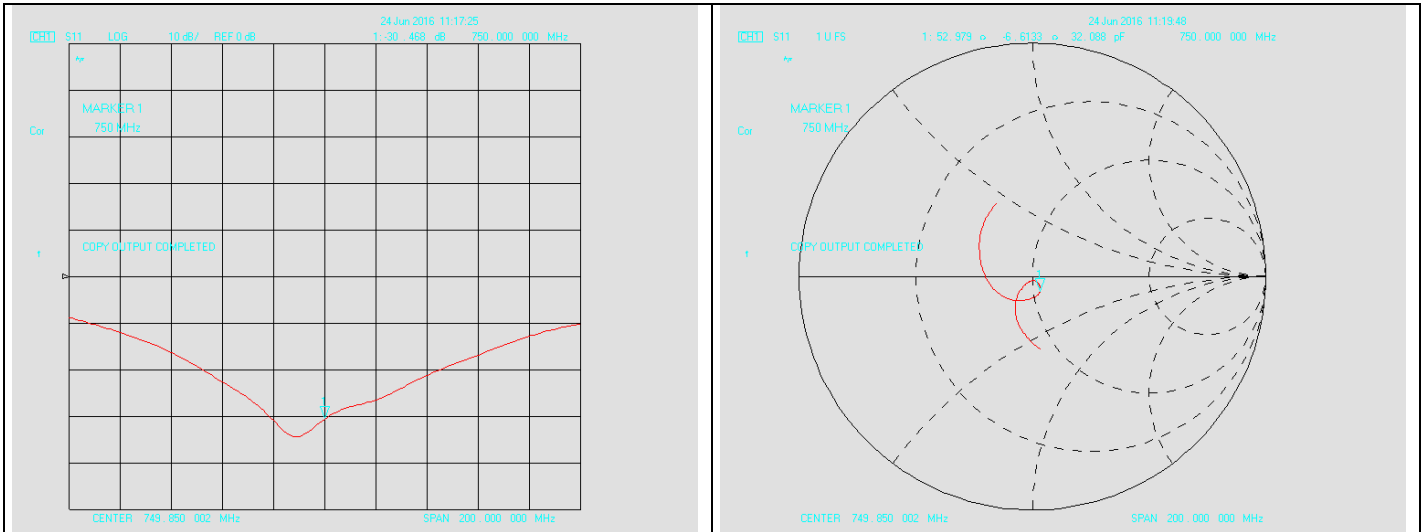
Annex A CALIBRATION REPORTS

SARTIMO Calibration Certificate-Extended Dipole Calibrations

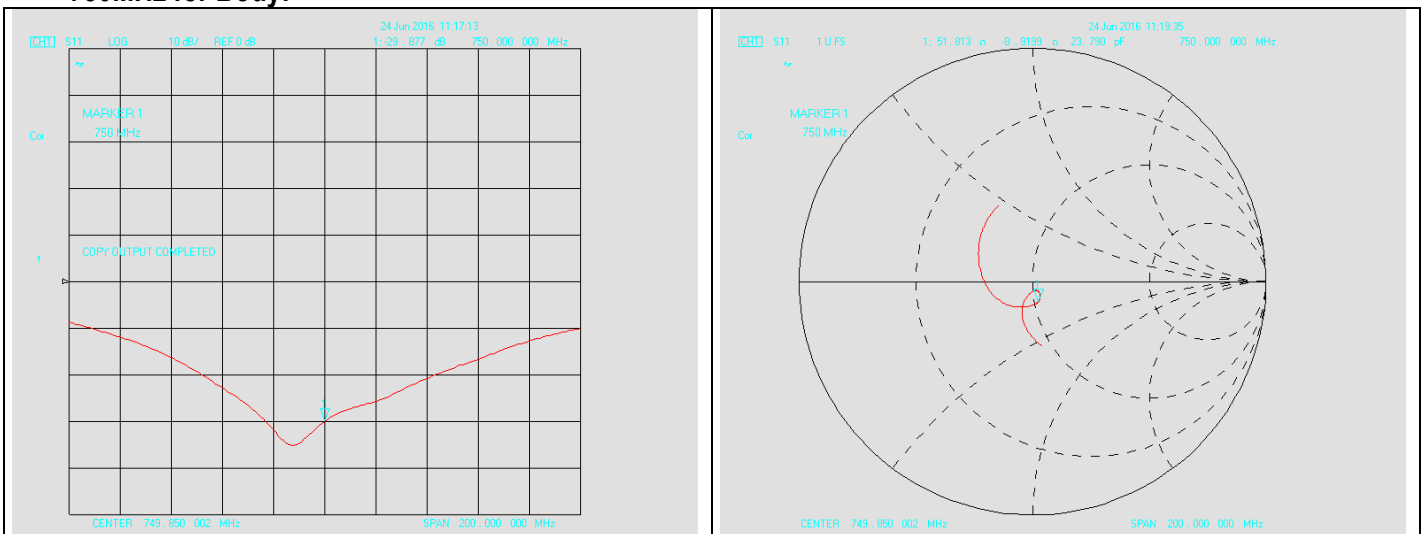
According to KDB865664 D01, Dipoles must be recalibrated at least once every three years; however, immediate re-calibration is required for following conditions. The test laboratory must ensure that the required supporting information and documentation have been included in the SAR report to qualify for extended 3-year calibration interval.

- 1) When the most recent return-loss, measured at least annually, deviates by more than 20% from the previous measurement (i.e. 0.2 of the dB value) or not meeting the required -20 dB return-loss specification
- 2) When the most recent measurement of the real or imaginary parts of the impedance, measured at least annually, deviates by more than 5Ω from the previous measurement

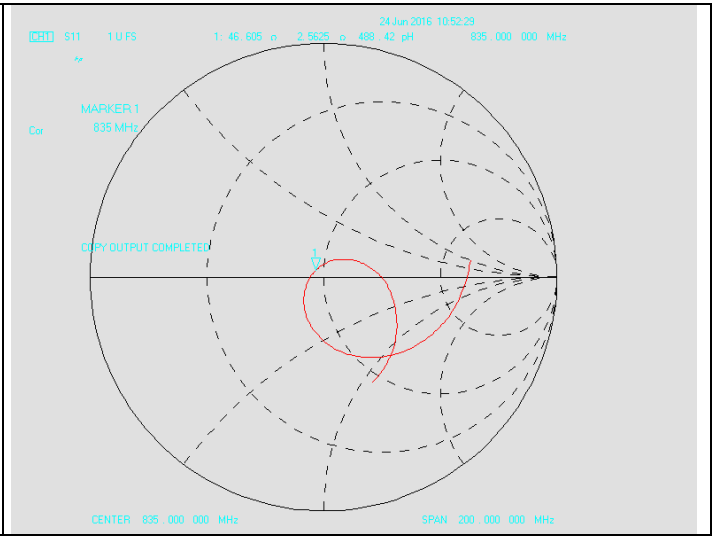
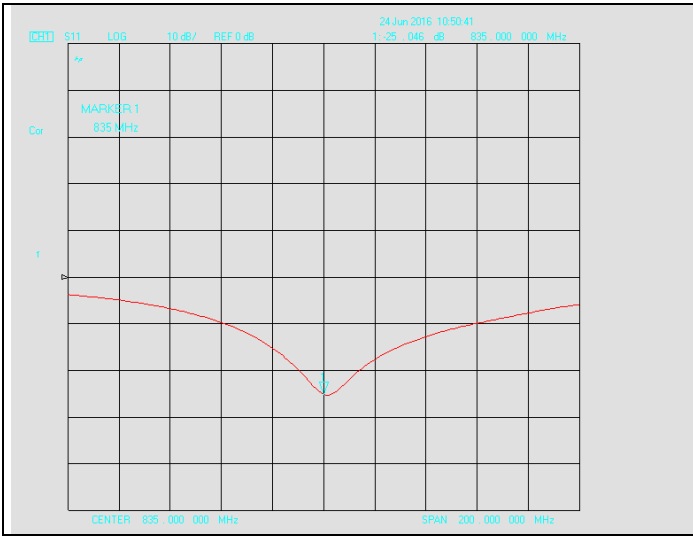
Dipole Verification plot: SID 750 SN 26/14 DIP 0G750-325 750MHz for Head:



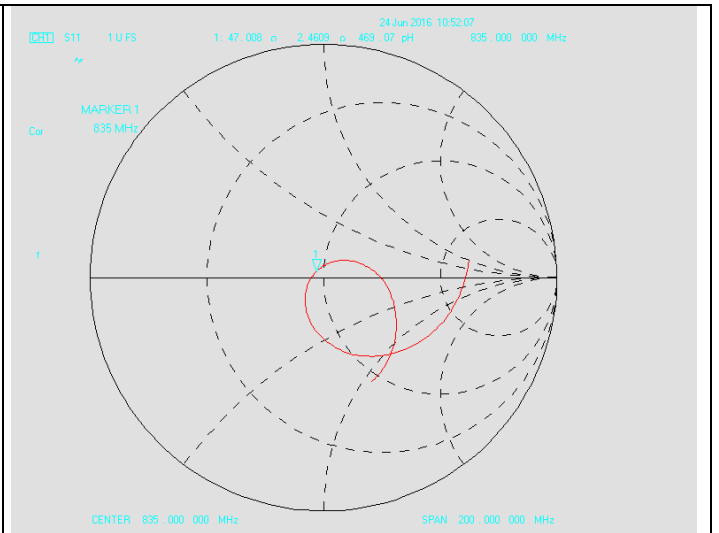
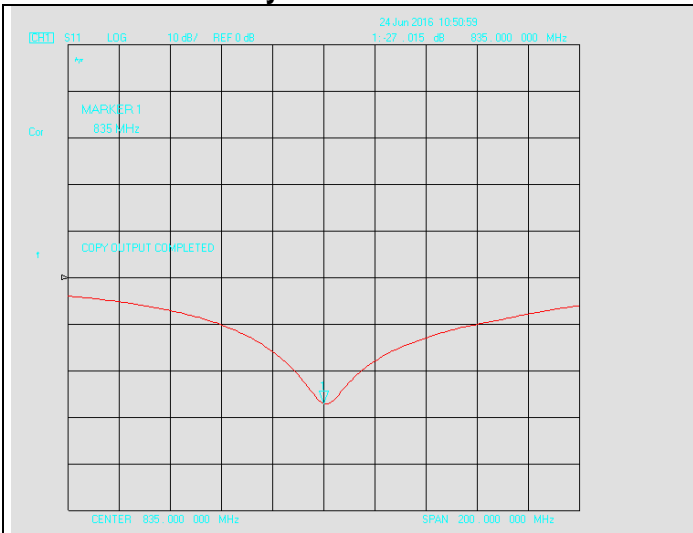
750MHz for Body:



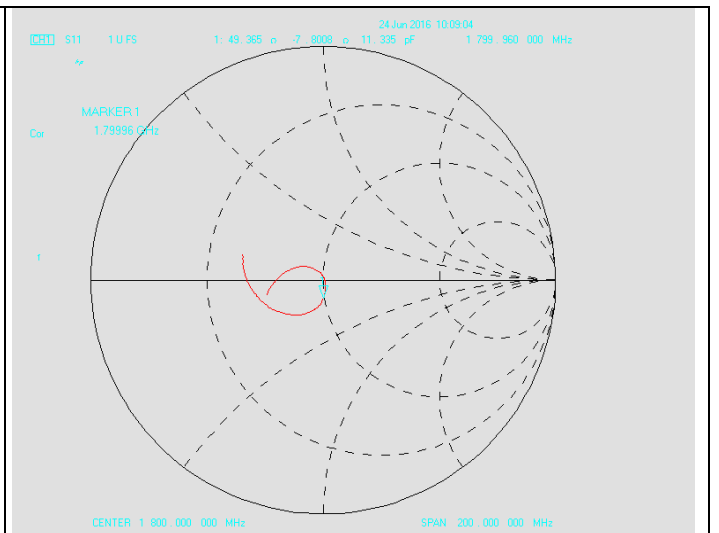
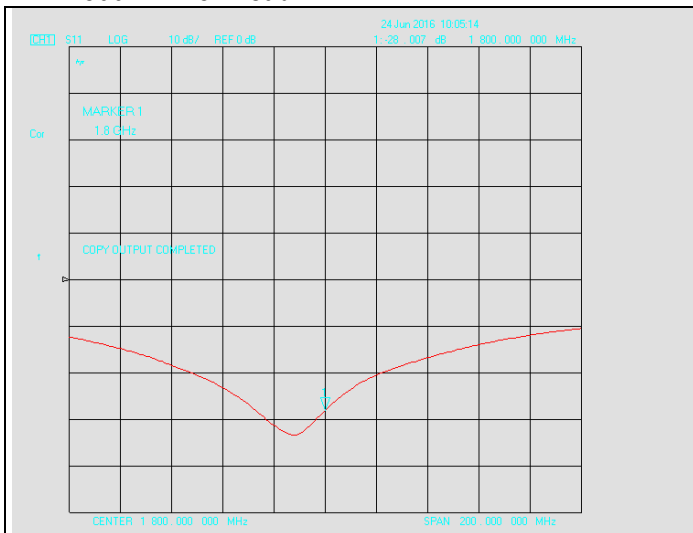
**Dipole Verification plot: SID 835 SN 18/11 DIPC150
 835MHz for Head:**



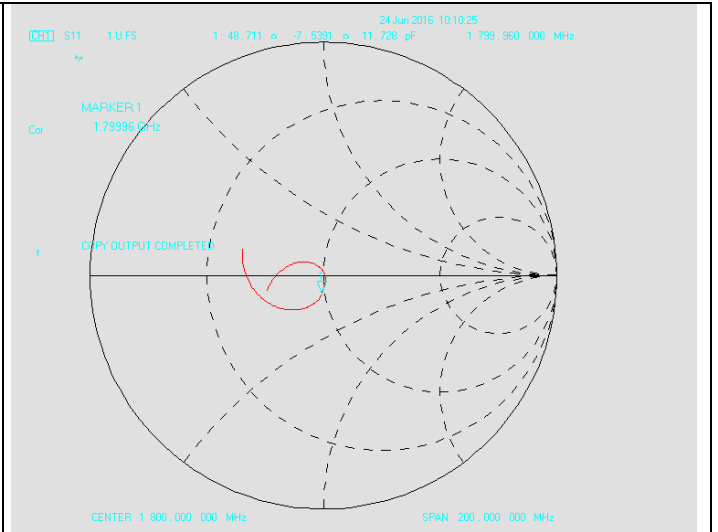
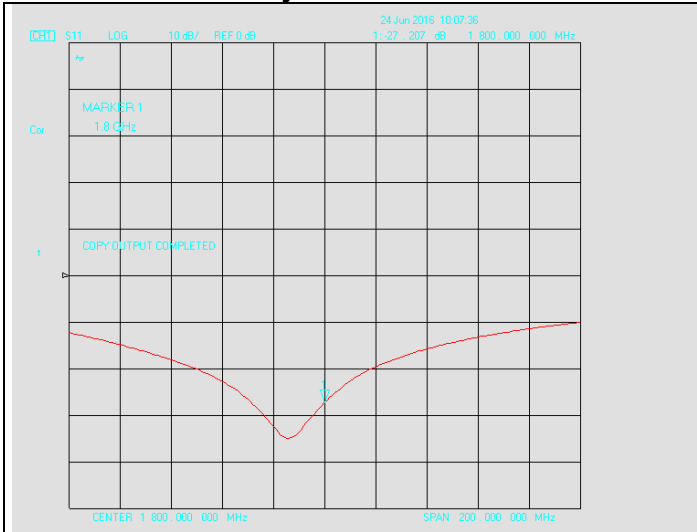
835MHz for Body:



**Dipole Verification plot: SID 1800 SN 18/11 DIPF152
 1800MHz for Head:**

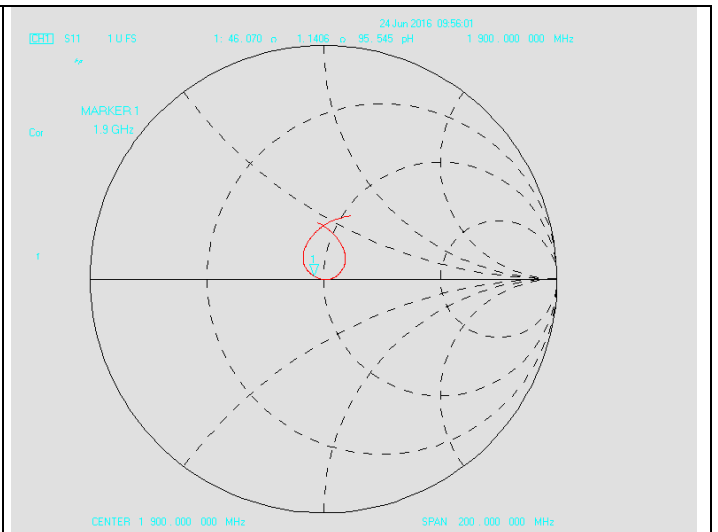
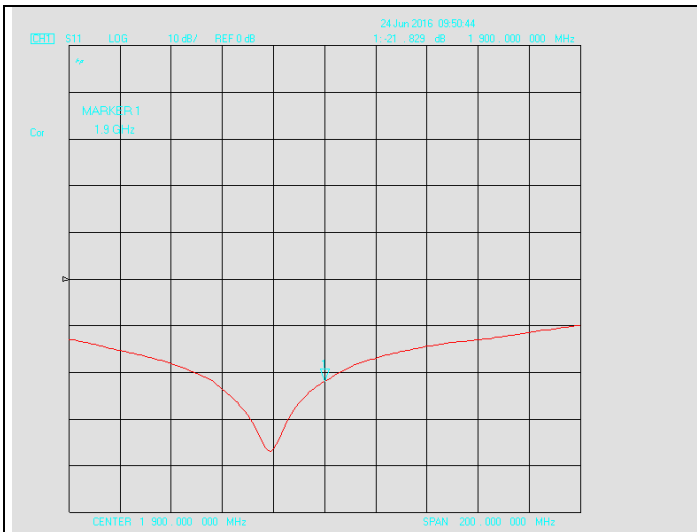


1800MHz for Body:

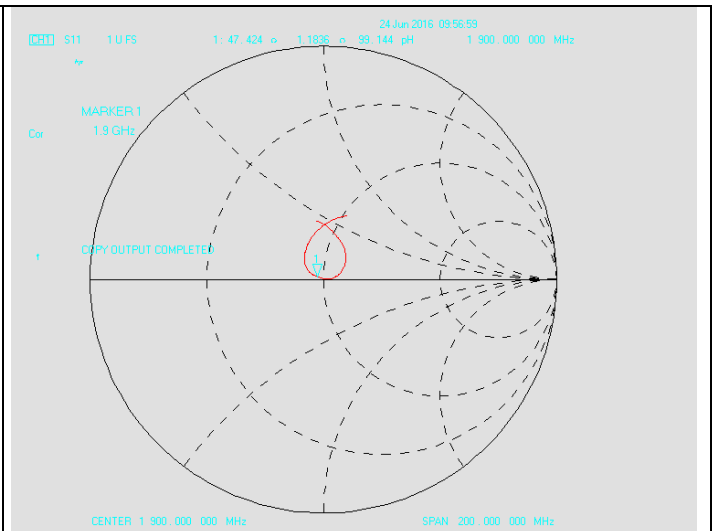
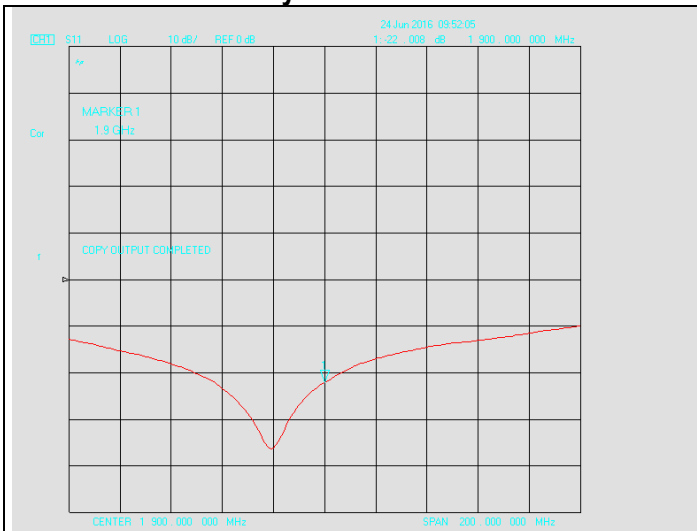


Dipole Verification plot: SID 1900 SN 18/11 DIPG153

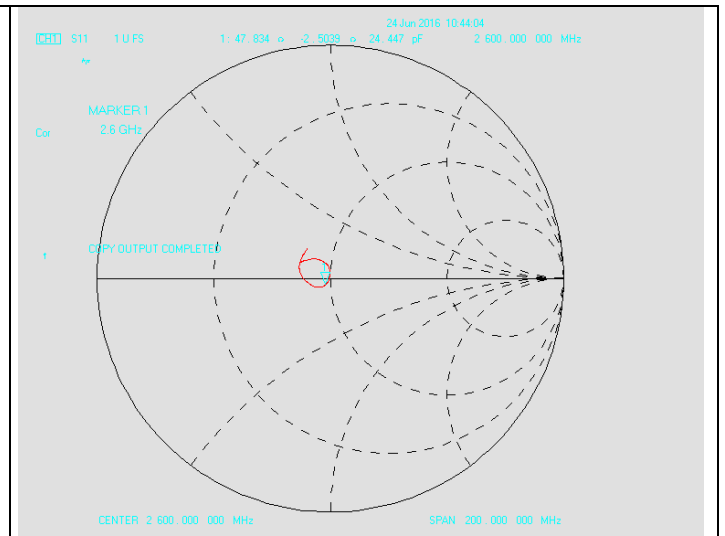
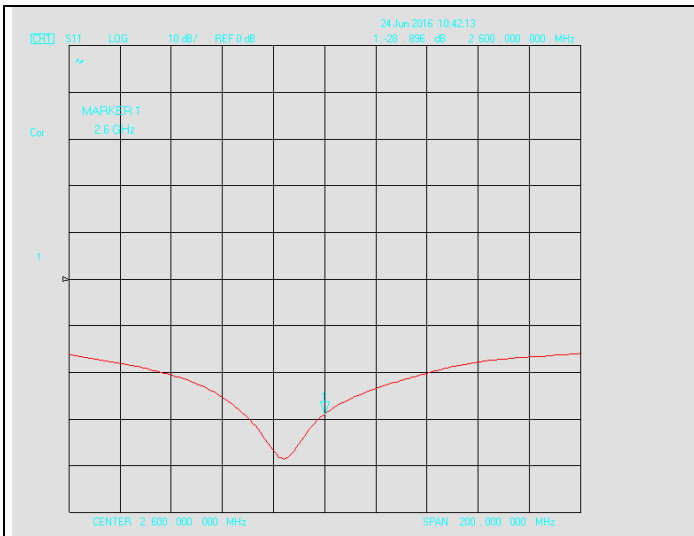
1900MHz for Head:



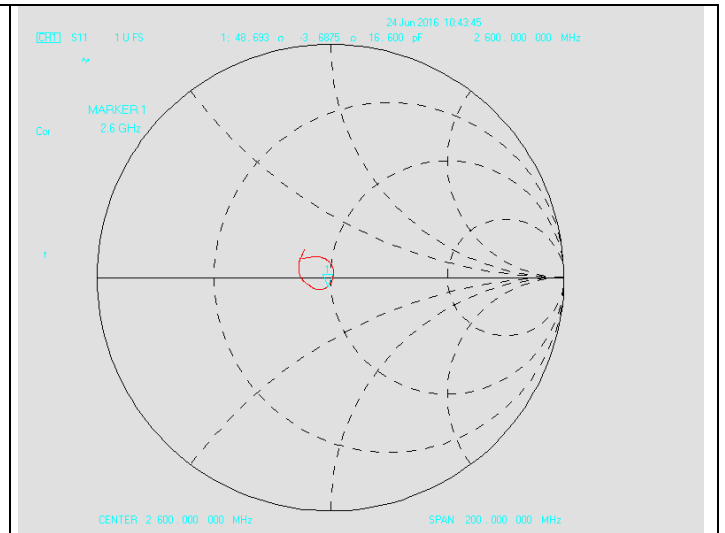
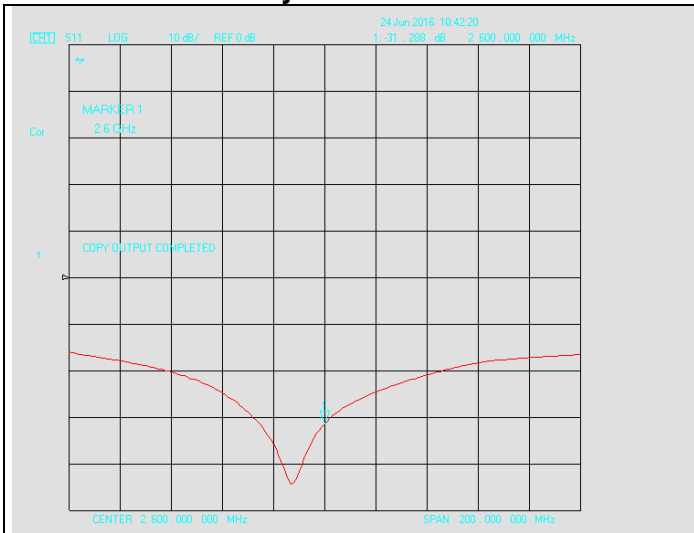
1900MHz for Body:



**Dipole Verification plot: SID 2600 SN 26/14 DIP 2G600-326
2600MHz for Head:**



2600MHz for Body:



SID 750 SN 26/14 DIP 0G750-325 For Head

Return- Loss (dB)	Deviat (dB)	Real Impedance (Ω)	Imaginary Impedance (Ω)	Deviat (Ω)	Calibrate Date
-32.51	-----	-----	50	-----	07/03/2014
-30.468	-2.042	52.979	50	2.979	06/24/2016

SID 750 SN 26/14 DIP 0G750-325 For Body

-29.877	-2.633	51.813	50	1.813	06/24/2016
---------	--------	--------	----	-------	------------

SID 835 SN 18/11 DIPC150 For Head					
Return- Loss (dB)	Deviate (dB)	Real Impedance (Ω)	Imaginary Impedance (Ω)	Deviate (Ω)	Calibrate Date
-26.34	-----	-----	50	-----	06/018/2014
-25.046	-1.294	47.008	50	-2.992	06/24/2016
SID 835 SN 18/11 DIPC150 For Body					
-27.015	0.675	46.605	50	-3.395	06/24/2016

SID 1800 SN 18/11 DIPF152 For Head					
Return- Loss (dB)	Deviate (dB)	Real Impedance (Ω)	Imaginary Impedance (Ω)	Deviate (Ω)	Calibrate Date
-28.21	-----	-----	50	-----	06/18/2014
-28.007	-0.203	49.365	50	-0.635	06/24/2016
SID 1800 SN 18/11 DIPF152 For Body					
-27.207	-1.003	48.711	50	-1.289	06/24/2016

SID 1900 SN 18/11 DIPG153 For Head					
Return- Loss (dB)	Deviate (dB)	Real Impedance (Ω)	Imaginary Impedance (Ω)	Deviate (Ω)	Calibrate Date
-21.22	-----	-----	50	-----	06/18/2014
-21.829	0.609	46.070	50	-3.930	06/24/2016
SID 1900 SN 18/11 DIPG153 For Body					
-22.008	0.788	47.424	50	-2.576	06/24/2016

SID 2600 SN 26/14 DIP 2G600-326 For Head					
Return- Loss (dB)	Deviate (dB)	Real Impedance (Ω)	Imaginary Impedance (Ω)	Deviate (Ω)	Calibrate Date
-30.77	-----	-----	50	-----	07/03/2014
-28.896	-1.874	47.834	50	-2.166	06/24/2016
SID 2600 SN 26/14 DIP 2G600-326 For Body					
-31.288	0.518	48.699	50	-1.301	06/24/2016

According to up table, the return loss is <-20dB, deviates by less than 20% from the previous measurement; the real Impedance are all within 5 Ω compared to the required Impedance (50 Ω).