




RF EXPOSURE REPORT



Report No.: 14070710-FCC-H2

Supersede Report No.: N/A

Applicant	Verykool USA Inc	
Product Name	Mobile Phone	
Model No.	SL4500	
Serial No.	N/A	
Test Standard	FCC 2.1093	
Test Date	February 04, 2015	
Issue Date	February 05, 2015	
Test Result	<input checked="" type="checkbox"/> Pass <input type="checkbox"/> Fail	
Equipment complied with the specification	<input checked="" type="checkbox"/>	
Equipment did not comply with the specification	<input type="checkbox"/>	
		
Wiky Jam Test Engineer	Alex Liu Checked By	
This test report may be reproduced in full only Test result presented in this test report is applicable to the tested sample only		

Issued by:

SIEMIC (SHENZHEN-CHINA) LABORATORIES

Zone A, Floor 1, Building 2 Wan Ye Long Technology Park

South Side of Zhoushi Road, Bao' an District, Shenzhen, Guangdong China 518108

Phone: +86 0755 2601 4629801 Email: China@siemic.com.cn

Laboratories Introduction

SIEMIC, headquartered in the heart of Silicon Valley, with superior facilities in US and Asia, is one of the leading independent testing and certification facilities providing customers with one-stop shop services for Compliance Testing and Global Certifications.



In addition to testing and certification, SIEMIC provides initial design reviews and compliance management throughout a project. Our extensive experience with China, Asia Pacific, North America, European, and International compliance requirements, assures the fastest, most cost effective way to attain regulatory compliance for the global markets.

Accreditations for Conformity Assessment

Country/Region	Scope
USA	EMC, RF/Wireless, SAR, Telecom
Canada	EMC, RF/Wireless, SAR, Telecom
Taiwan	EMC, RF, Telecom, SAR, Safety
Hong Kong	RF/Wireless, SAR, Telecom
Australia	EMC, RF, Telecom, SAR, Safety
Korea	EMI, EMS, RF, SAR, Telecom, Safety
Japan	EMI, RF/Wireless, SAR, Telecom
Singapore	EMC, RF, SAR, Telecom
Europe	EMC, RF, SAR, Telecom, Safety

Test Report	14070710-FCC-H2
Page	3 of 10

This page has been left blank intentionally.

CONTENTS

1. REPORT REVISION HISTORY	5
2. CUSTOMER INFORMATION	5
3. TEST SITE INFORMATION.....	5
4. EQUIPMENT UNDER TEST (EUT) INFORMATION	6
5. FCC §2.1093 - MAXIMUM PERMISSIBLE EXPOSURE.....	8
5.1 RF EXPOSURE.....	8
5.2 TEST RESULT	9

1. Report Revision History

Report No.	Report Version	Description	Issue Date
14070710-FCC-H2	NONE	Original	February 05, 2015

2. Customer information

Applicant Name	Verykool USA Inc
Applicant Add	3636 Nobel Drive, Suite 325, San Diego, CA 92122, USA
Manufacturer	Shenzhen BVC Technology Co., LTD
Manufacturer Add	Rainbow Bldg., North, Hi-Tech Industrial Park, Nanshan District, Shenzhen

3. Test site information

Lab performing tests	SIEMIC (Shenzhen-China) LABORATORIES
Lab Address	Zone A, Floor 1, Building 2 Wan Ye Long Technology Park South Side of Zhoushi Road, Bao' an District, Shenzhen, Guangdong China 518108
FCC Test Site No.	718246
IC Test Site No.	4842E-1
Test Software	Radiated Emission Program-To Shenzhen v2.0

4. Equipment under Test (EUT) Information

Description of EUT:	Mobile Phone
Main Model:	SL4500
Serial Model:	N/A
Date EUT received:	January 05, 2015
Test Date(s):	February 04, 2015
Antenna Gain:	GSM850/ PCS1900: -2.5 dBi UMTS-FDD Band 5/ Band 2/ Band 4: -2.8 dBi LTE Band 2/ Band 4/ Band 12/ Band 17: -2.5 dBi Bluetooth/BLE: 1 dBi WIFI: 0.5 dBi
Type of Modulation:	GSM / GPRS: GMSK EGPRS: 8PSK UMTS-FDD: QPSK LTE Band: QPSK, 16QAM 802.11b/g/n: DSSS, OFDM Bluetooth: GFSK, π /4DQPSK, 8DPSK BLE: GFSK
RF Operating Frequency (ies):	GSM850 TX: 824.2 ~ 848.8 MHz; RX: 869.2 ~ 893.8 MHz PCS1900 TX: 1850.2 ~ 1909.8 MHz; RX: 1930.2 ~ 1989.8 MHz UMTS-FDD Band 5 TX: 826.4 ~ 846.6 MHz; RX: 871.4 ~ 891.6 MHz UMTS-FDD Band 2 TX: 1852.4 ~ 1907.6 MHz; RX: 1932.4 ~ 1987.6 MHz UMTS-FDD Band 4 TX : 1712.4 ~ 1752.6 MHz; RX : 2112.4 ~ 2152.6 MHz LTE Band 2 TX: 1852.5 ~ 1907.5 MHz; RX : 1932.5 ~ 1987.5 MHz LTE Band 4 TX: 1712.5 ~ 1752.5 MHz; RX : 2112.5 ~ 2152.5 MHz LTE Band 12 TX: 701.5 ~ 713.5 MHz; RX : 731.5 ~ 743.5 MHz LTE Band 17 TX: 706.5 ~ 713.5 MHz; RX : 736.5 ~ 743.5 MHz WIFI: 802.11b/g/n(20M): 2412-2462 MHz Bluetooth& BLE: 2402-2480 MHz

Test Report	14070710-FCC-H2
Page	7 of 10

Port: Power Port, Earphone Port, USB Port

Battery:

Model: SL4500

Spec: 3.7V 1700mAh

Limited charger voltage: 4.2V

Input Power:

Adapter:

Model: DSA-5PFK-05 FUS 050100a

Input: AC 100-240V; 50/60Hz 0.2A

Output: DC 5.0V; 1.0A

Trade Name :

verykool

GPRS/EGPRS Multi-slot class

8/10/12

FCC ID:

WA6SL4500

5. FCC §2.1093 - Maximum Permissible exposure

5.1 RF Exposure

Standard Requirement:

According to §15.247 (i) and §1.1307(b)(1), systems operating under the provisions of this section shall be operated in a manner that ensures that the public is not exposed to radio frequency energy level in excess of the Commission's guidelines.

The 1-g and 10-g SAR test exclusion thresholds for 100 MHz to 6 GHz at *test separation distances* ≤ 50 mm are determined by:

$[(\text{max. power of channel, including tune-up tolerance, mW}) / (\text{min. test separation distance, mm})] \cdot [\sqrt{f_{\text{(GHz)}}}] \leq 3.0$ for 1-g SAR and ≤ 7.5 for 10-g extremity SAR,¹⁶ where

- $f_{\text{(GHz)}}$ is the RF channel transmit frequency in GHz
- Power and distance are rounded to the nearest mW and mm before calculation¹⁷
- The result is rounded to one decimal place for comparison

The test exclusions are applicable only when the minimum *test separation distance* is ≤ 50 mm and for transmission frequencies between 100 MHz and 6 GHz. When the minimum *test separation distance* is < 5 mm, a distance of 5 mm is applied to determine SAR test exclusion.

Routine SAR evaluation refers to that specifically required by § 2.1093, using measurements or computer simulation. When routine SAR evaluation is not required, portable transmitters with output power greater than the applicable low threshold require SAR evaluation to qualify for TCB approval.

$$\text{result} = P\sqrt{F} / D$$

P= Maximum turn-up power in mW

F= Channel frequency in GHz

D= Minimum test separation distance in mm

5.2 Test Result

Bluetooth Mode:

Modulation	CH	Freq (MHz)	Conducted Power (dBm)	Tune Up Power (dBm)	Max Tune Up Power (dBm)	Max Tune Up Power (mW)	Result	Limit
GFSK	Low	2402	-0.513	-0.7±1	0.3	1.07	0.33	3
	Mid	2441	-1.485	-0.7±1	0.3	1.07	0.33	3
	High	2480	-0.412	-0.7±1	0.3	1.07	0.34	3
π /4 DQPSK	Low	2402	-0.553	-0.7±1	0.3	1.07	0.33	3
	Mid	2441	-1.447	-0.7±1	0.3	1.07	0.33	3
	High	2480	-0.58	-0.7±1	0.3	1.07	0.34	3
8-DPSK	Low	2402	-0.316	-0.7±1	0.3	1.07	0.33	3
	Mid	2441	-1.168	-0.7±1	0.3	1.07	0.33	3
	High	2480	-0.208	-0.7±1	0.3	1.07	0.34	3

WIFI Mode:

Modulation	CH	Freq (MHz)	Conducted Power (dBm)	Tune Up Power (dBm)	Max Tune Up Power (dBm)	Max Tune Up Power (mW)	Result	Limit
802.11b	Low	2412	8.73	8.0±1	9.0	7.94	2.47	3
	Mid	2437	8.83	8.0±1	9.0	7.94	2.48	3
	High	2462	8.95	8.0±1	9.0	7.94	2.49	3
802.11g	Low	2412	7.44	8.0±1	9.0	7.94	2.47	3
	Mid	2437	7.47	8.0±1	9.0	7.94	2.48	3
	High	2462	7.81	8.0±1	9.0	7.94	2.49	3
802.11n (20M)	Low	2412	7.39	8.0±1	9.0	7.94	2.47	3
	Mid	2437	7.55	8.0±1	9.0	7.94	2.48	3
	High	2462	7.84	8.0±1	9.0	7.94	2.49	3

BLE Mode:

Modulation	CH	Freq (MHz)	Conducted Power (dBm)	Tune Up Power (dBm)	Max Tune Up Power (dBm)	Max Tune Up Power (mW)	Result	Limit
GFSK	Low	2402	-0.049	-0.5±1	0.5	1.12	0.35	3
	Mid	2440	-0.515	-0.5±1	0.5	1.12	0.35	3
	High	2480	-1.078	-0.5±1	0.5	1.12	0.35	3

Result: Compliance

No SAR measurement is required.