



<b>GSM 850-Right Head Cheek Low CH128</b> .....	3
<b>GSM 850-Right Head Tilted Low CH128</b> .....	5
<b>GSM 850-Left Head Cheek Low CH128</b> .....	6
<b>GSM 850-Left Head Tilted Low CH128</b> .....	7
<b>PCS-1900-Right Head Cheek Low CH512</b> .....	8
<b>PCS-1900-Right Head Tilted Low CH512</b> .....	10
<b>PCS 1900-Left Head Cheek Low CH512</b> .....	11
<b>PCS 1900-Left Head Tilted Low CH512</b> .....	12
<b>GSM 850-Body Up Low CH128</b> .....	13
<b>GSM 850- Body Down Low CH128</b> .....	14
<b>GPRS 850- Body Up Low CH128</b> .....	15
<b>GPRS 850- Body Down Low CH128</b> .....	16
<b>EDGE 850- Body Worn Up Low CH128</b> .....	17
<b>EDGE 850- Body Worn Down Low CH128</b> .....	18
<b>PCS1900- Body Up Low CH512</b> .....	19
<b>PCS1900- Body Down Low CH512</b> .....	20
<b>GPRS1900- Body Up Low CH512</b> .....	21
<b>GPRS1900- Body Down Low CH512</b> .....	22
<b>EDGE1900- Body Worn Up Low CH512</b> .....	23
<b>EDGE1900- Body Worn Down Low CH512</b> .....	24
<b>WCDMA Band II-Right Head Cheek Low CH9262</b> .....	25
<b>WCDMA Band II-Right Head Tilted Low CH9262</b> .....	26
<b>WCDMA Band II-Left Head Cheek Low CH9262</b> .....	27
<b>WCDMA Band II-Left Head Tilted Low CH9262</b> .....	29
<b>WCDMA Band V-Right Head Cheek Low CH4132</b> .....	30
<b>WCDMA Band V-Right Head Tilted Low CH4132</b> .....	32
<b>WCDMA Band V-Left Head Cheek Low CH4132</b> .....	33
<b>WCDMA Band V-Left Head Tilted Low CH4132</b> .....	34
<b>WCDMA Band II-Body Up Low CH9262</b> .....	35
<b>WCDMA Band II- Body Down Low CH9262</b> .....	36
<b>WCDMA Band V- Body Up Low CH4132</b> .....	37
<b>WCDMA Band V- Body Down Low CH4132</b> .....	38
<b>IEEE 802.11b-Right Head Cheek Low CH1</b> .....	39
<b>IEEE 802.11b-Right Head Tilted Low CH1</b> .....	40
<b>IEEE 802.11b-Left Head Cheek Low CH1</b> .....	41
<b>IEEE 802.11b-Left Head Tilted Low CH1</b> .....	42
<b>IEEE 802.11b- Body Up Low CH1</b> .....	43
<b>IEEE 802.11b- Body Down Low CH1</b> .....	44
<b>GSM 850-Body-Hotspot Up Low CH128</b> .....	46
<b>GSM 850-Body-Hotspot Down Low CH128</b> .....	47
<b>GSM 850-Body-Hotspot Bottom Low CH128</b> .....	48
<b>GSM 850-Body-Hotspot Right Low CH128</b> .....	49



<b>GSM 850-Body-Hotspot Left Low CH128</b> .....	50
<b>GPRS850-Body-Hotspot Up Low CH128</b> .....	51
<b>GPRS850-Body-Hotspot Down Low CH128</b> .....	52
<b>GPRS850-Body-Hotspot Bottom Low CH128</b> .....	53
<b>GPRS850-Body-Hotspot Right Low CH128</b> .....	54
<b>GPRS850-Body-Hotspot Left Low CH128</b> .....	55
<b>EDGE850-Body-Hotspot Up Low CH128</b> .....	56
<b>EDGE850-Body-Hotspot Down Low CH128</b> .....	57
<b>EDGE850-Body-Hotspot Bottom Low CH128</b> .....	58
<b>EDGE850-Body-Hotspot Right Low CH128</b> .....	59
<b>EDGE850-Body-Hotspot Left Low CH128</b> .....	60
<b>PCS-1900-Body-Hotspot Up Low CH512</b> .....	61
<b>PCS-1900-Body-Hotspot Down Low CH512</b> .....	62
<b>PCS-1900-Body-Hotspot Bottom Low CH512</b> .....	63
<b>PCS-1900-Body-Hotspot Right Low CH512</b> .....	64
<b>PCS 1900-Body-Hotspot Left Low CH512</b> .....	65
<b>GPRS-1900-Body-Hotspot Up Low CH512</b> .....	66
<b>GPRS-1900-Body-Hotspot Down Low CH512</b> .....	67
<b>GPRS-1900-Body-Hotspot Bottom Low CH512</b> .....	68
<b>GPRS-1900-Body-Hotspot Right Low CH512</b> .....	69
<b>GPRS 1900-Body-Hotspot Left Low CH512</b> .....	70
<b>EDGE-1900-Body-Hotspot Up Low CH512</b> .....	71
<b>EDGE-1900-Body-Hotspot Down Low CH512</b> .....	72
<b>EDGE-1900-Body-Hotspot Bottom Low CH512</b> .....	73
<b>EDGE-1900-Body-Hotspot Right Low CH512</b> .....	74
<b>EDGE 1900-Body-Hotspot Left Low CH512</b> .....	75
<b>WCDMA Band II Body-Hotspot Up Low CH9262</b> .....	76
<b>WCDMA Band II Body-Hotspot Down Low CH9262</b> .....	77
<b>WCDMA Band II Body-Hotspot Bottom Low CH9262</b> .....	78
<b>WCDMA Band II Body-Hotspot Right Low CH9262</b> .....	79
<b>WCDMA Band II Body-Hotspot Left Low CH9262</b> .....	80
<b>WCDMA Band V Body-Hotspot Up Low CH4132</b> .....	81
<b>WCDMA Band V Body-Hotspot Down Low CH4132</b> .....	82
<b>WCDMA Band V Body-Hotspot Bottom Low CH4132</b> .....	83
<b>WCDMA Band V Body-Hotspot Right Low CH4132</b> .....	84
<b>WCDMA Band V Body-Hotspot Left Low CH4132</b> .....	85
<b>IEEE 802.11b Body-Hotspot UP Low CH1</b> .....	86
<b>IEEE 802.11b Body-Hotspot Down Low CH1</b> .....	87
<b>IEEE 802.11b Body-Hotspot Right Low CH1</b> .....	88
<b>IEEE 802.11b Body-Hotspot Top Low CH1</b> .....	89



Test Laboratory: Compliance Certification Services Inc.

October 12, 2012

**GSM 850-Right Head Cheek Low CH128**

**DUT: Mobile phone; Type: S729; Serial: N/A**

Communication System: Generic GSM; Communication System Band: GSM 850 (824.0 - 849.0 MHz);

Frequency: 824.2MHz; Communication System PAR: 9.03 dB

Ambient: Temperature: 21 °C Relative humidity: 58% Liquid : Temperature: 20 °C

Medium parameters used (interpolated):  $f = 824.2\text{MHz}$ ;  $\sigma = 0.899\text{ mho/m}$ ;  $\epsilon_r = 41.327$ ;  $\rho = 1000\text{ kg/m}^3$

Phantom section: Right Section

Measurement Standard: DASYS (IEEE/IEC/ANSI C63.19-2007)

DASY Configuration:

- Probe: EX3DV4 - SN3798; ConvF(8.99, 8.99, 8.99); Calibrated: 7/25/2012
- Sensor-Surface: 2.5mm (Mechanical Surface Detection)
- Electronics: DAE4 Sn1245; Calibrated: 7/20/2012
- Phantom: Twin SAM Phantom; Type: QD 000 P40 CD; Serial: 1609
- DASYS 52.8.0(692); SEMCAD X 14.6.4(4989)

**GSM850/Right Head Cheek Low CH128/Area Scan (51x81x1):**

Measurement grid:  $dx=15\text{mm}$ ,  $dy=15\text{mm}$

Maximum value of SAR (measured) = 0.835 mW/g

**GSM850/Right Head Cheek Low CH128/Zoom Scan (7x7x7)/Cube 0:**


Measurement grid:  $dx=5\text{mm}$ ,  $dy=5\text{mm}$ ,  $dz=5\text{mm}$

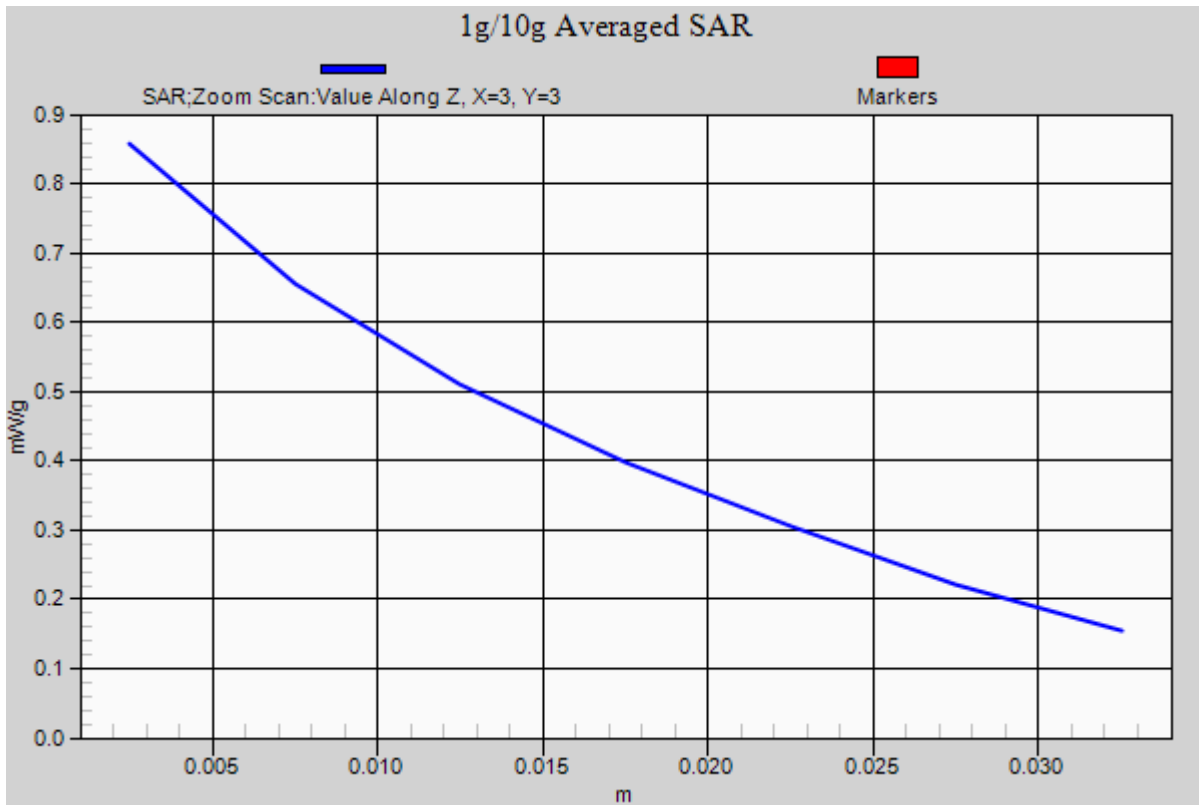
Reference Value = 14.383 V/m; Power Drift = 0.03 dB

Peak SAR (extrapolated) = 0.937mW/g

**SAR(1 g) = 0.582 mW/g; SAR(10 g) = 0.427 mW/g**

Maximum value of SAR (measured) = 0.835 mW/g







Test Laboratory: Compliance Certification Services Inc.

October 12, 2012

**GSM 850-Right Head Tilted Low CH128**

**DUT: Mobile phone; Type: S729; Serial: N/A**

Communication System: Generic GSM; Communication System Band: GSM 850 (824.0 - 849.0 MHz);

Frequency: 824.2MHz; Communication System PAR: 9.03 dB

Ambient: Temperature: 21 °C Relative humidity: 58% Liquid : Temperature: 20 °C

Medium parameters used (interpolated):  $f = 824.2\text{MHz}$ ;  $\sigma = 0.899\text{ mho/m}$ ;  $\epsilon_r = 41.327$ ;  $\rho = 1000\text{ kg/m}^3$

Phantom section: Right Section

Measurement Standard: DASYS (IEEE/IEC/ANSI C63.19-2007)

DASY Configuration:

- Probe: EX3DV4 - SN3798; ConvF(8.99, 8.99, 8.99); Calibrated: 7/25/2012
- Sensor-Surface: 2.5mm (Mechanical Surface Detection)
- Electronics: DAE4 Sn1245; Calibrated: 7/20/2012
- Phantom: Twin SAM Phantom; Type: QD 000 P40 CD; Serial: 1609
- DASYS 52.8.0(692); SEMCAD X 14.6.4(4989)

**GSM850/Right Head Tilted Low CH128/Area Scan (51x81x1):**

Measurement grid:  $dx=15\text{mm}$ ,  $dy=15\text{mm}$

Maximum value of SAR (measured) = 0.454 mW/g

**GSM850/Right Head Tilted Low CH128/Zoom Scan (7x7x7)/Cube 0:**

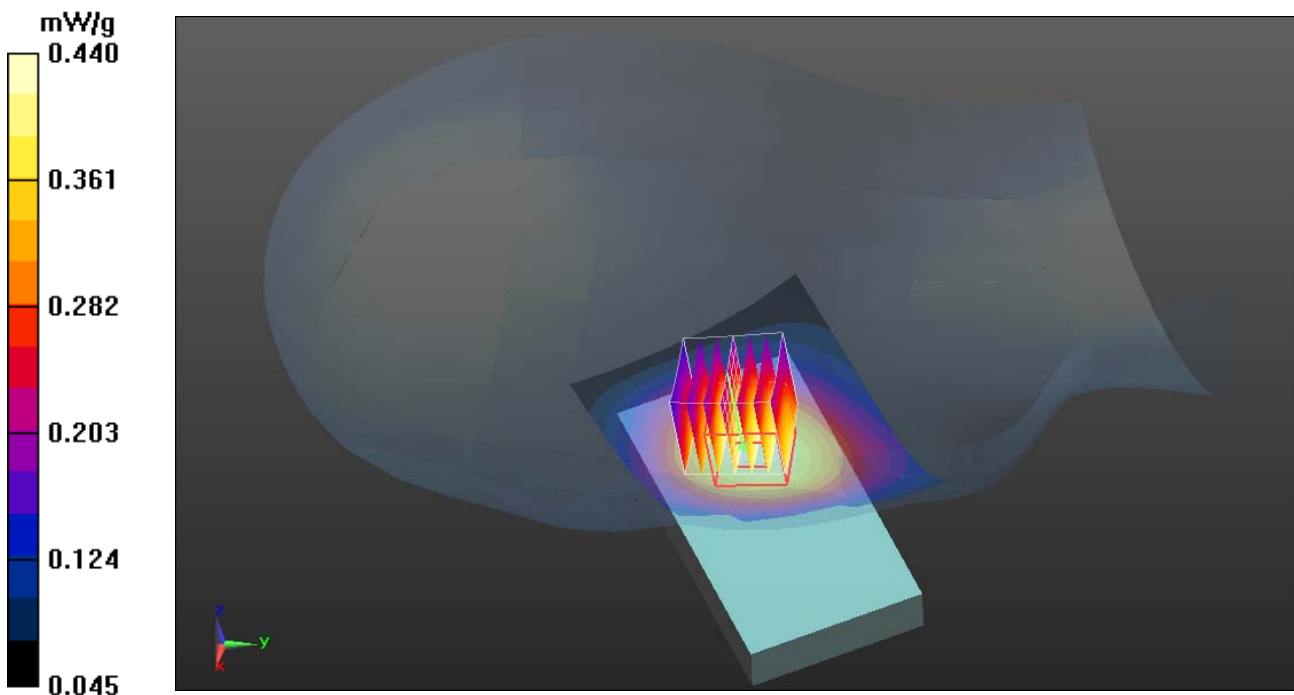
Measurement grid:  $dx=5\text{mm}$ ,  $dy=5\text{mm}$ ,  $dz=5\text{mm}$

Reference Value = 17.678 V/m; Power Drift = 0.07 dB

Peak SAR (extrapolated) = 0.528 W/kg

**SAR(1 g) = 0.392 mW/g; SAR(10 g) = 0.282 mW/g**

Maximum value of SAR (measured) = 0.440 mW/g





Test Laboratory: Compliance Certification Services Inc.

October 12, 2012

**GSM 850-Left Head Cheek Low CH128**

**DUT: Mobile phone; Type: S729; Serial: N/A**

Communication System: Generic GSM; Communication System Band: GSM 850 (824.0 - 849.0 MHz);

Frequency: 824.2MHz; Communication System PAR: 9.03 dB

Ambient: Temperature: 21 °C Relative humidity: 58% Liquid : Temperature: 20 °C

Medium parameters used (interpolated):  $f = 824.2\text{MHz}$ ;  $\sigma = 0.899\text{ mho/m}$ ;  $\epsilon_r = 41.327$ ;  $\rho = 1000\text{ kg/m}^3$

Phantom section: Left Section

Measurement Standard: DASYS (IEEE/IEC/ANSI C63.19-2007)

DASY Configuration:

- Probe: EX3DV4 - SN3798; ConvF(8.99, 8.99, 8.99); Calibrated: 7/25/2012
- Sensor-Surface: 2.5mm (Mechanical Surface Detection)
- Electronics: DAE4 Sn1245; Calibrated: 7/20/2012
- Phantom: Twin SAM Phantom; Type: QD 000 P40 CD; Serial: 1609
- DASYS 52.8.0(692); SEMCAD X 14.6.4(4989)

**GSM850/Left Head Cheek Low CH128/Area Scan (51x81x1):** Measurement grid: dx=15mm, dy=15mm

Maximum value of SAR (measured) = 0.810 mW/g

**GSM850/Left Head Cheek Low CH128/Zoom Scan (7x7x7)/Cube 0:** Measurement grid: dx=5mm,

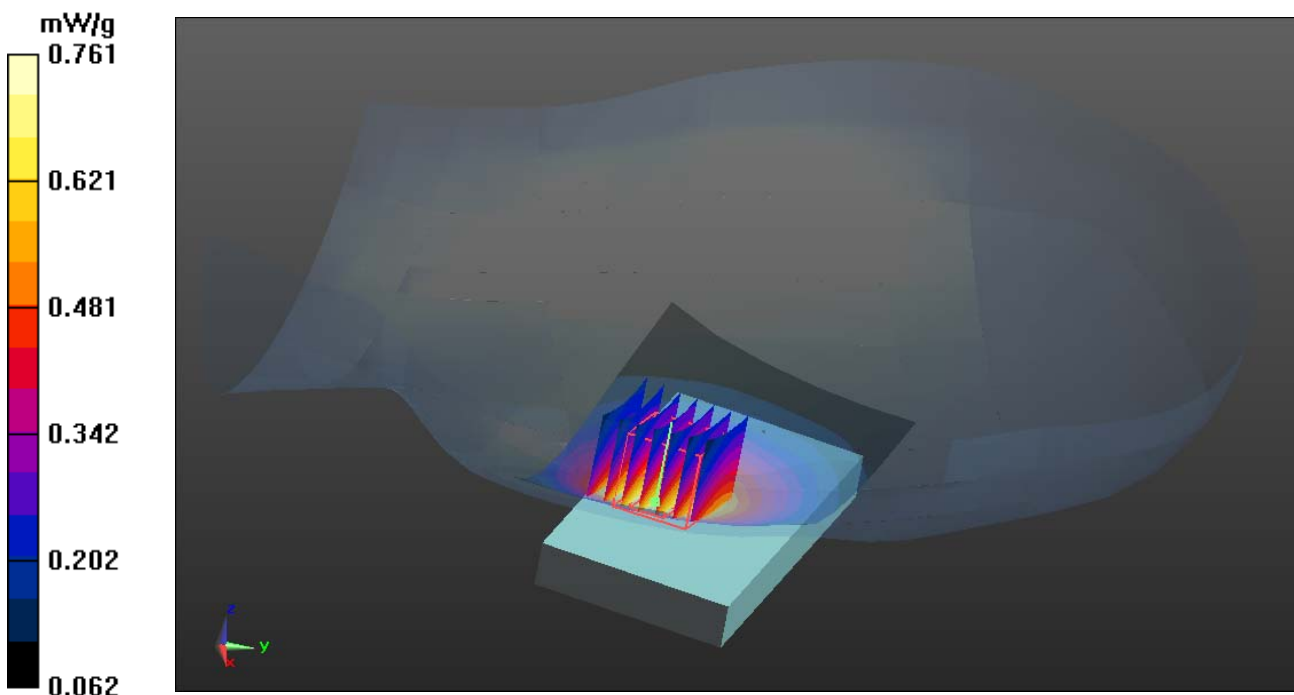
dy=5mm, dz=5mm

Reference Value = 12.826 V/m; Power Drift = -0.15 dB

Peak SAR (extrapolated) = 1.226 mW/g

**SAR(1 g) = 0.548 mW/g; SAR(10 g) = 0.401 mW/g**

Maximum value of SAR (measured) = 0.761 mW/g





Test Laboratory: Compliance Certification Services Inc.

October 12, 2012

**GSM 850-Left Head Tilted Low CH128**

**DUT: Mobile phone; Type: S729; Serial: N/A**

Communication System: Generic GSM; Communication System Band: GSM 850 (824.0 - 849.0 MHz);

Frequency: 824.2MHz; Communication System PAR: 9.03 dB

Ambient: Temperature: 21 °C Relative humidity: 58% Liquid : Temperature: 20 °C

Medium parameters used (interpolated):  $f = 824.2\text{MHz}$ ;  $\sigma = 0.899\text{ mho/m}$ ;  $\epsilon_r = 41.327$ ;  $\rho = 1000\text{ kg/m}^3$

Phantom section: Left Section

Measurement Standard: DASYS (IEEE/IEC/ANSI C63.19-2007)

DASY Configuration:

- Probe: EX3DV4 - SN3798; ConvF(8.99, 8.99, 8.99); Calibrated: 7/25/2012
- Sensor-Surface: 2.5mm (Mechanical Surface Detection),  $z = 1.0, 25.0$
- Electronics: DAE4 Sn1245; Calibrated: 7/20/2012
- Phantom: Twin SAM Phantom; Type: QD 000 P40 CD; Serial: 1609
- DASYS 52.8.0(692); SEMCAD X 14.6.4(4989)

**GSM850/Left Head Tilted Low CH128/Area Scan (51x81x1):** Measurement grid:  $dx=15\text{mm}$ ,  $dy=15\text{mm}$

Maximum value of SAR (measured) = 0.428 mW/g

**GSM850/Left Head Tilted Low CH128/Zoom Scan (7x7x7)/Cube 0:** Measurement grid:  $dx=5\text{mm}$ ,

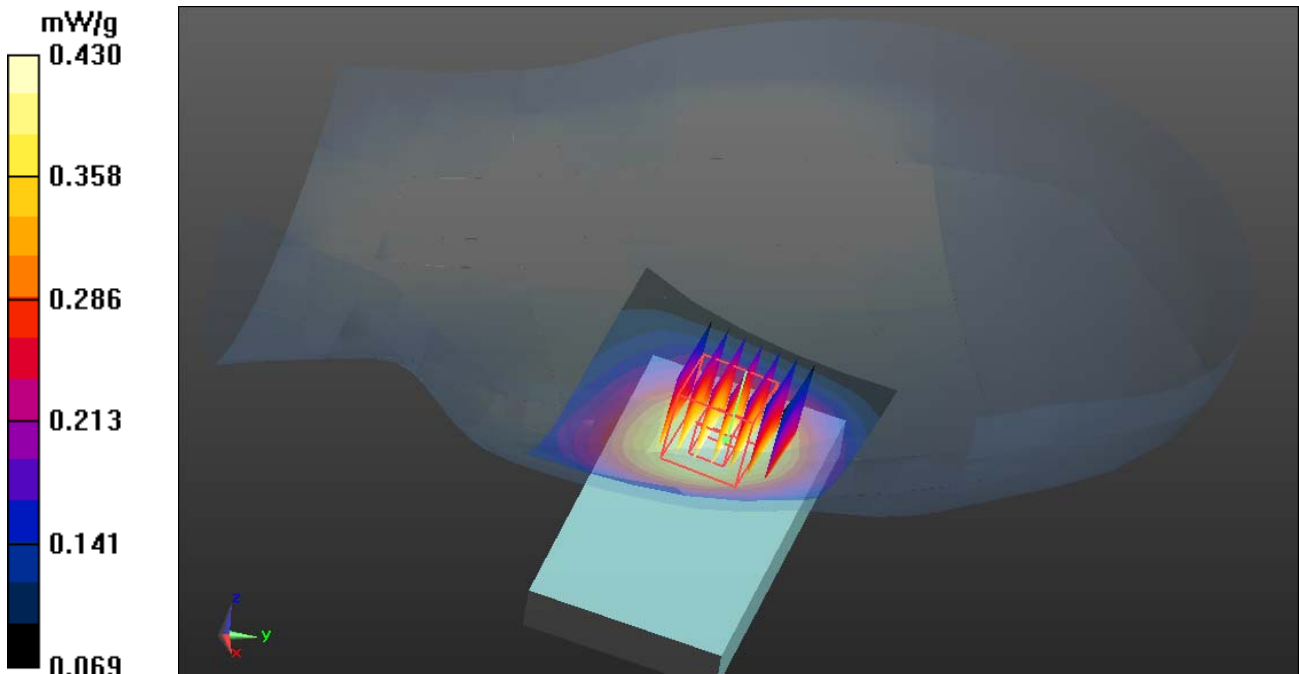
$dy=5\text{mm}$ ,  $dz=5\text{mm}$

Reference Value = 16.763 V/m; Power Drift = 0.11 dB

Peak SAR (extrapolated) = 0.501 W/kg

**SAR(1 g) = 0.362 mW/g; SAR(10 g) = 0.270 mW/g**

Maximum value of SAR (measured) = 0.430 mW/g





Test Laboratory: Compliance Certification Services Inc.

October 14, 2012

**PCS-1900-Right Head Cheek Low CH512**

**DUT: Mobile phone; Type: S729; Serial: N/A**

Communication System: Generic GSM; Communication System Band: PCS 1900 (1850.0 - 1910.0 MHz);

Frequency: 1850.2 MHz; Communication System PAR: 9.03 dB

Ambient: Temperature: 21 °C Relative humidity: 58% Liquid : Temperature: 20 °C

Medium parameters used:  $f = 1850.2$  MHz;  $\sigma = 1.45$  mho/m;  $\epsilon_r = 39.74$ ;  $\rho = 1000$  kg/m<sup>3</sup>

Phantom section: Right Section

Measurement Standard: DASYS (IEEE/IEC/ANSI C63.19-2007)

DASY5 Configuration:

- Probe: EX3DV4 - SN3798; ConvF(7.84, 7.84, 7.84); Calibrated: 7/25/2012
- Sensor-Surface: 2.5mm (Mechanical Surface Detection)
- Electronics: DAE4 Sn1245; Calibrated: 7/20/2012
- Phantom: Twin SAM Phantom; Type: QD 000 P40 CD; Serial: 1609
- Measurement SW: DASYS2, Version 52.6 (1); SEMCAD X Version 14.4.2 (2595)

**PCS1900/Right Head Cheek Low CH512/Area Scan (51x81x1):** Measurement grid: dx=15mm, dy=15mm

Maximum value of SAR (measured) = 0.627 mW/g


**PCS1900/Right Head Cheek Low CH512/Zoom Scan (7x7x7)/Cube 0:** Measurement grid: dx=5mm, dy=5mm, dz=5mm

Reference Value = 12.157 V/m; Power Drift = -0.07 dB

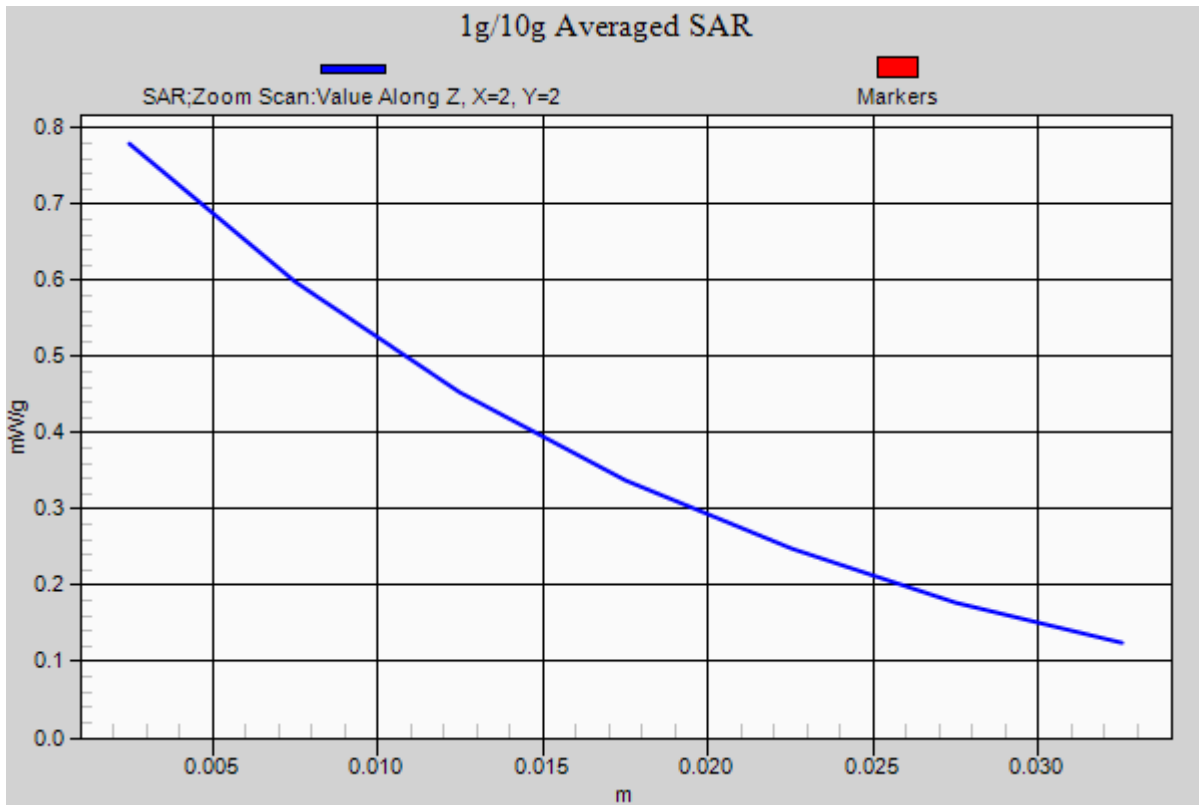
Peak SAR (extrapolated) = 1.215 mW/g

**SAR(1 g) = 0.521 mW/g; SAR(10 g) = 0.406 mW/g**

Maximum value of SAR (measured) = 0.783 mW/g









Test Laboratory: Compliance Certification Services Inc.

October 14, 2012

**PCS-1900-Right Head Tilted Low CH512**

**DUT: Mobile phone; Type: S729; Serial: N/A**

Communication System: Generic GSM; Communication System Band: PCS 1900 (1850.0 - 1910.0 MHz);

Frequency: 1850.2MHz; Communication System PAR: 9.03 dB

Ambient: Temperature: 21 °C Relative humidity: 58% Liquid : Temperature: 20 °C

Medium parameters used:  $f = 1850.2\text{MHz}$ ;  $\sigma = 1.45\text{mho/m}$ ;  $\epsilon_r = 39.74$ ;  $\rho = 1000\text{ kg/m}^3$

Phantom section: Right Section

Measurement Standard: DASYS (IEEE/IEC/ANSI C63.19-2007)

DASY5 Configuration:

- Probe: EX3DV4 - SN3798; ConvF(7.84, 7.84, 7.84); Calibrated: 7/25/2012
- Sensor-Surface: 2.5mm (Mechanical Surface Detection)
- Electronics: DAE4 Sn1245; Calibrated: 7/20/2012
- Phantom: Twin SAM Phantom; Type: QD 000 P40 CD; Serial: 1609
- Measurement SW: DASYS2, Version 52.6 (1); SEMCAD X Version 14.4.2 (2595)

**PCS1900/Right Head Tilted Low CH512/Area Scan (51x81x1):**

Measurement grid:  $dx=15\text{mm}$ ,  $dy=15\text{mm}$

Maximum value of SAR (measured) = 0.703 mW/g

**PCS1900/Right Head Tilted Low CH512/Zoom Scan (7x7x7)/Cube 0:** Measurement grid:  $dx=5\text{mm}$ ,

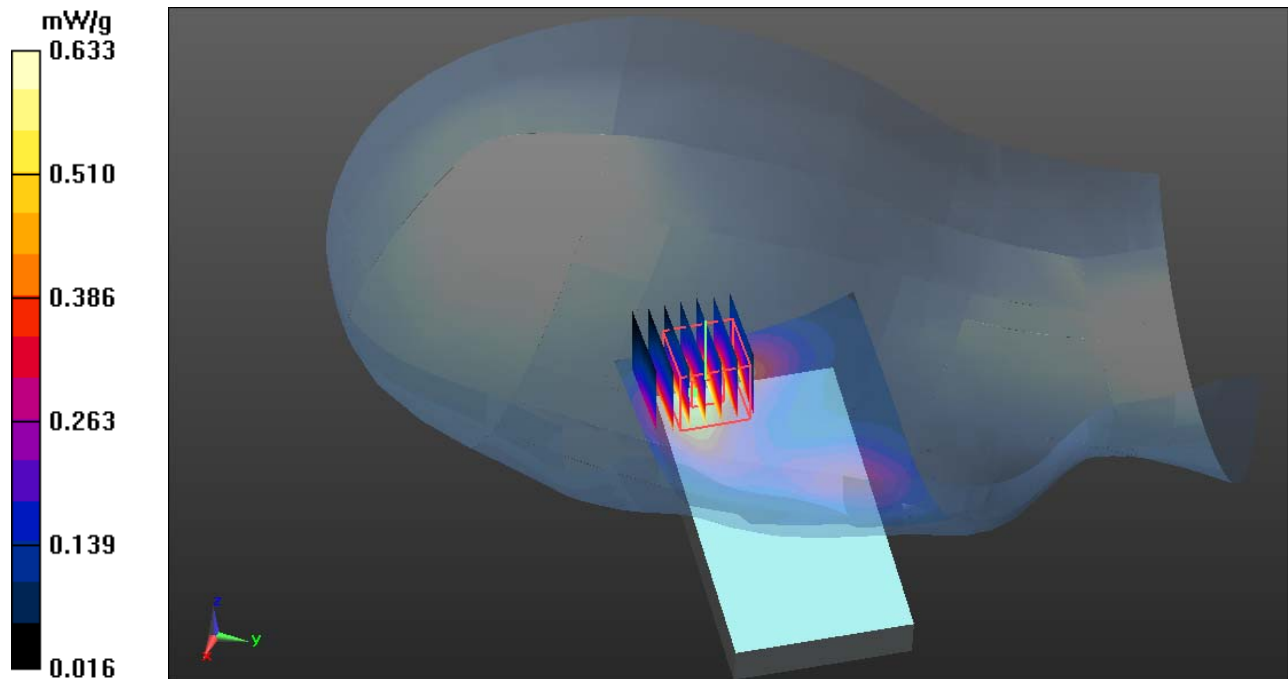
$dy=5\text{mm}$ ,  $dz=5\text{mm}$

Reference Value = 18.947 V/m; Power Drift = 0.11 dB

Peak SAR (extrapolated) = 0.826 W/kg

**SAR(1 g) = 0.412 mW/g; SAR(10 g) = 0.302 mW/g**

Maximum value of SAR (measured) = 0.633 mW/g





Test Laboratory: Compliance Certification Services Inc.

October 14, 2012

**PCS 1900-Left Head Cheek Low CH512**

**DUT: Mobile phone; Type: S729; Serial: N/A**

Communication System: Generic GSM; Communication System Band: PCS 1900 (1850.0 - 1910.0 MHz);

Frequency: 1850.2MHz; Communication System PAR: 9.03 dB

Ambient: Temperature: 21 °C Relative humidity: 58% Liquid : Temperature: 20 °C

Medium parameters used:  $f = 1850.2\text{MHz}$ ;  $\sigma = 1.45\text{mho/m}$ ;  $\epsilon_r = 39.74$ ;  $\rho = 1000\text{ kg/m}^3$

Phantom section: Left Section

Measurement Standard: DASYS (IEEE/IEC/ANSI C63.19-2007)

DASY5 Configuration:

- Probe: EX3DV4 - SN3798; ConvF(7.84, 7.84, 7.84); Calibrated: 7/25/2012
- Sensor-Surface: 2.5mm (Mechanical Surface Detection)
- Electronics: DAE4 Sn1245; Calibrated: 7/20/2012
- Phantom: Twin SAM Phantom; Type: QD 000 P40 CD; Serial: 1609
- Measurement SW: DASYS2, Version 52.6 (1); SEMCAD X Version 14.4.2 (2595)

**PCS1900/Left Head Cheek Low CH512/Area Scan (51x81x1):** Measurement grid: dx=15mm, dy=15mm

Maximum value of SAR (measured) = 0.533 mW/g


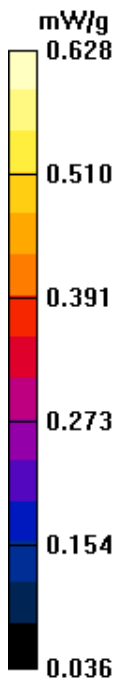
**PCS1900/Left Head Cheek Low CH512/Zoom Scan (7x7x7)/Cube 0:** Measurement grid: dx=5mm, dy=5mm, dz=5mm

Reference Value = 16.367 V/m; Power Drift = -0.18 dB

Peak SAR (extrapolated) = 0.796 W/kg

**SAR(1 g) = 0.503 mW/g; SAR(10 g) = 0.317mW/g**

Maximum value of SAR (measured) = 0.628 mW/g





Test Laboratory: Compliance Certification Services Inc.

October 14, 2012

**PCS 1900-Left Head Tilted Low CH512**

**DUT: Mobile phone; Type: S729; Serial: N/A**

Communication System: Generic GSM; Communication System Band: PCS 1900 (1850.0 - 1910.0 MHz);  
Frequency: 1850.2MHz; Communication System PAR: 9.03 dB

Ambient: Temperature: 21 °C Relative humidity: 58% Liquid : Temperature: 20 °C

Medium parameters used:  $f = 1850.2\text{MHz}$ ;  $\sigma = 1.45\text{mho/m}$ ;  $\epsilon_r = 39.74$  ;  $\rho = 1000\text{ kg/m}^3$

Phantom section: Left Section

Measurement Standard: DASYS (IEEE/IEC/ANSI C63.19-2007)

DASY5 Configuration:

- Probe: EX3DV4 - SN3798; ConvF(7.84, 7.84, 7.84); Calibrated: 7/25/2012
- Sensor-Surface: 2.5mm (Mechanical Surface Detection)
- Electronics: DAE4 Sn1245; Calibrated: 7/20/2012
- Phantom: Twin SAM Phantom; Type: QD 000 P40 CD; Serial: 1609
- Measurement SW: DASYS2, Version 52.6 (1); SEMCAD X Version 14.4.2 (2595)

**PCS1900/Left Head Tilted Low CH512/Area Scan (51x81x1):**

Measurement grid:  $dx=15\text{mm}$ ,  $dy=15\text{mm}$

Maximum value of SAR (measured) = 0.334 mW/g

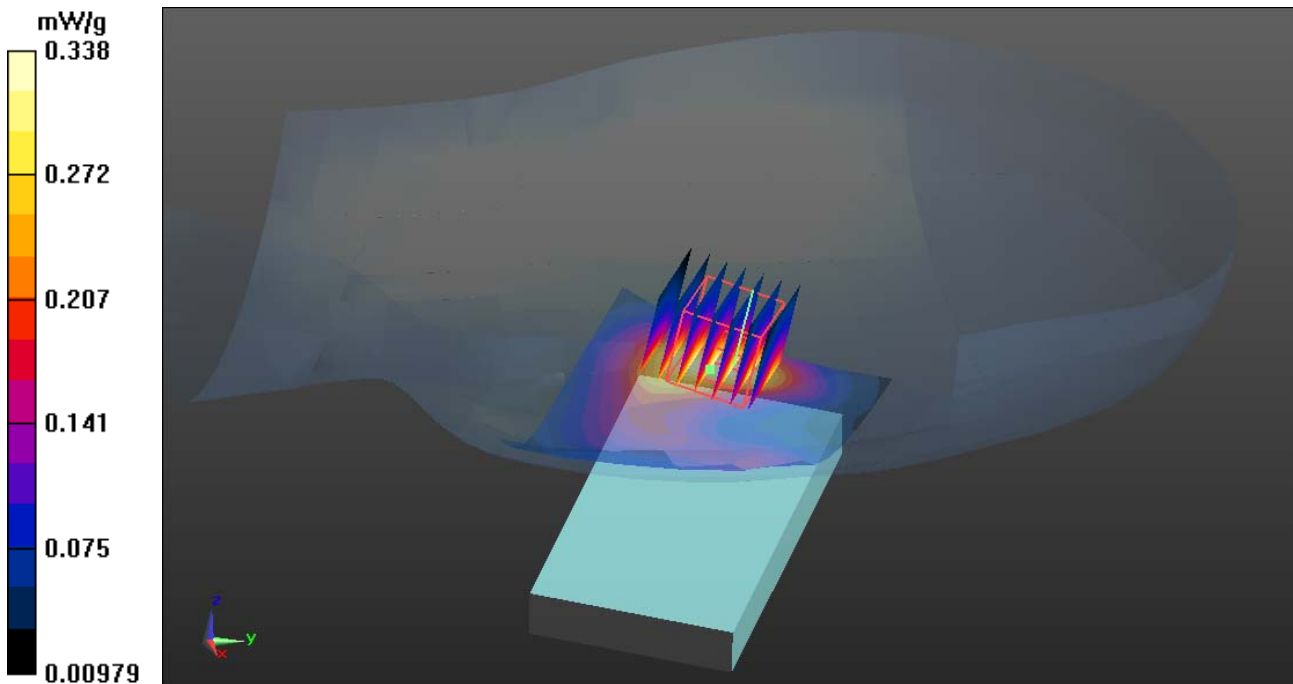
**PCS1900/Left Head Tilted Low CH512/Zoom Scan (7x7x7)/Cube 0:** Measurement grid:  $dx=5\text{mm}$ ,  
 $dy=5\text{mm}$ ,  $dz=5\text{mm}$

Reference Value = 12.272 V/m; Power Drift = 0.09 dB

Peak SAR (extrapolated) = 0.615 W/kg

**SAR(1 g) = 0.215 mW/g; SAR(10 g) = 0.132 mW/g**

Maximum value of SAR (measured) = 0.338 mW/g





Test Laboratory: Compliance Certification Services Inc.

October 12, 2012

**GSM 850-Body Up Low CH128**

**DUT: Mobile phone; Type: S729; Serial: N/A**

Communication System: Generic GSM; Communication System Band: GSM 850 (824.0 - 849.0 MHz);

Frequency: 824.2MHz; Communication System PAR: 9.03 dB

Ambient: Temperature: 21 °C Relative humidity: 58% Liquid : Temperature: 20 °C

Medium parameters used (interpolated):  $f = 824.2\text{MHz}$ ;  $\sigma = 0.969\text{ mho/m}$ ;  $\epsilon_r = 55.752$ ;  $\rho = 1000\text{ kg/m}^3$

Phantom section: Flat Section

Measurement Standard: DAS5 (IEEE/IEC/ANSI C63.19-2007)

DASY Configuration:

- Probe: EX3DV4 - SN3798; ConvF(9.07, 9.07, 9.07); Calibrated: 7/25/2012
- Sensor-Surface: 2.5mm (Mechanical Surface Detection)
- Electronics: DAE4 Sn1245; Calibrated: 7/20/2012
- Phantom: Twin SAM Phantom; Type: QD 000 P40 CD; Serial: 1609
- DAS52 52.8.0(692); SEMCAD X 14.6.4(4989)

**GSM 850/GSM850 Body Up Low CH128/Area Scan (51x81x1):** Measurement grid:  $dx=15\text{mm}$ ,  $dy=15\text{mm}$

Maximum value of SAR (measured) = 0.746 mW/g

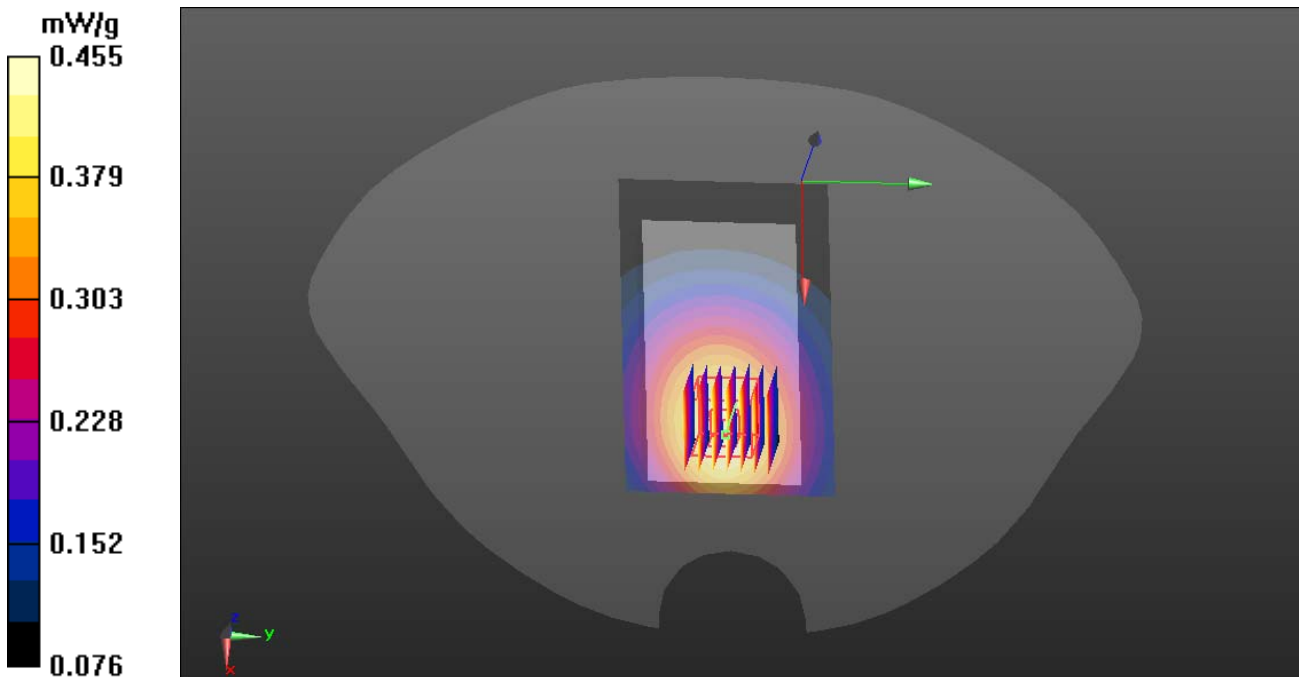
**GSM 850/GSM850 Body Up Low CH128/Zoom Scan (7x7x7)/Cube 0:** Measurement grid:  $dx=5\text{mm}$ ,  $dy=5\text{mm}$ ,  $dz=5\text{mm}$

Reference Value = 23.215 V/m; Power Drift = -0.14 dB

Peak SAR (extrapolated) = 0.866 mW/g

**SAR(1 g) = 0.355 mW/g; SAR(10 g) = 0.182 mW/g**

Maximum value of SAR (measured) = 0.455 mW/g





Test Laboratory: Compliance Certification Services Inc.

October 12, 2012

**GSM 850- Body Down Low CH128**

**DUT: Mobile phone; Type: S729; Serial: N/A**

Communication System: Generic GSM; Communication System Band: GSM 850 (824.0 - 849.0 MHz);

Frequency: 824.2MHz; Communication System PAR: 9.03 dB

Ambient: Temperature: 21 °C Relative humidity: 58% Liquid : Temperature: 20 °C

Medium parameters used (interpolated):  $f = 824.2\text{MHz}$ ;  $\sigma = 0.969\text{ mho/m}$ ;  $\epsilon_r = 55.572$ ;  $\rho = 1000\text{ kg/m}^3$

Phantom section: Flat Section

Measurement Standard: DASYS (IEEE/IEC/ANSI C63.19-2007)

DASY Configuration:

- Probe: EX3DV4 - SN3798; ConvF(9.07, 9.07, 9.07); Calibrated: 7/25/2012
- Sensor-Surface: 2.5mm (Mechanical Surface Detection)
- Electronics: DAE4 Sn1245; Calibrated: 7/20/2012
- Phantom: Twin SAM Phantom; Type: QD 000 P40 CD; Serial: 1609
- DASYS 52.8.0(692); SEMCAD X 14.6.4(4989)

**GSM 850/GSM850 Body Down Low CH128/Area Scan (51x81x1):** Measurement grid: dx=15mm, dy=15mm

Maximum value of SAR (measured) = 0.671 mW/g


**GSM 850/GSM850 Body Down Low CH128/Zoom Scan (7x7x7)/Cube 0:** Measurement grid: dx=5mm, dy=5mm, dz=5mm

Reference Value = 26.131 V/m; Power Drift = 0.02 dB

Peak SAR (extrapolated) = 0.939 W/kg

**SAR(1 g) = 0.510 mW/g; SAR(10 g) = 0.401 mW/g**

Maximum value of SAR (measured) = 0.678mW/g





Test Laboratory: Compliance Certification Services Inc.

October 12, 2012

**GPRS 850- Body Up Low CH128**

**DUT: Mobile phone; Type: S729; Serial: N/A**

Communication System: Generic GPRS; Communication System Band: GPRS 850 (824.0 - 849.0 MHz);

Frequency: 824.2MHz; Communication System PAR: 3.01 dB

Ambient: Temperature: 21 °C Relative humidity: 58% Liquid : Temperature: 20 °C

Medium parameters used (interpolated):  $f = 824.2\text{MHz}$ ;  $\sigma = 0.969\text{ mho/m}$ ;  $\epsilon_r = 55.572$ ;  $\rho = 1000\text{ kg/m}^3$

Phantom section: Flat Section

Measurement Standard: DASYS5 (IEEE/IEC/ANSI C63.19-2007)

DASY5 Configuration:

- Probe: EX3DV4 - SN3798; ConvF(9.07, 9.07, 9.07); Calibrated: 7/25/2012
- Sensor-Surface: 2.5mm (Mechanical Surface Detection)
- Electronics: DAE4 Sn1245; Calibrated: 7/20/2012
- Phantom: Twin SAM Phantom; Type: QD 000 P40 CD; Serial: 1609
- Measurement SW: DASYS52, Version 52.6 (1); SEMCAD X Version 14.4.2 (2595)

**GPRS 850/GPRS850 Body Up Low CH128/Area Scan (51x81x1):** Measurement grid: dx=15mm, dy=15mm

Maximum value of SAR (measured) = 0.527 mW/g

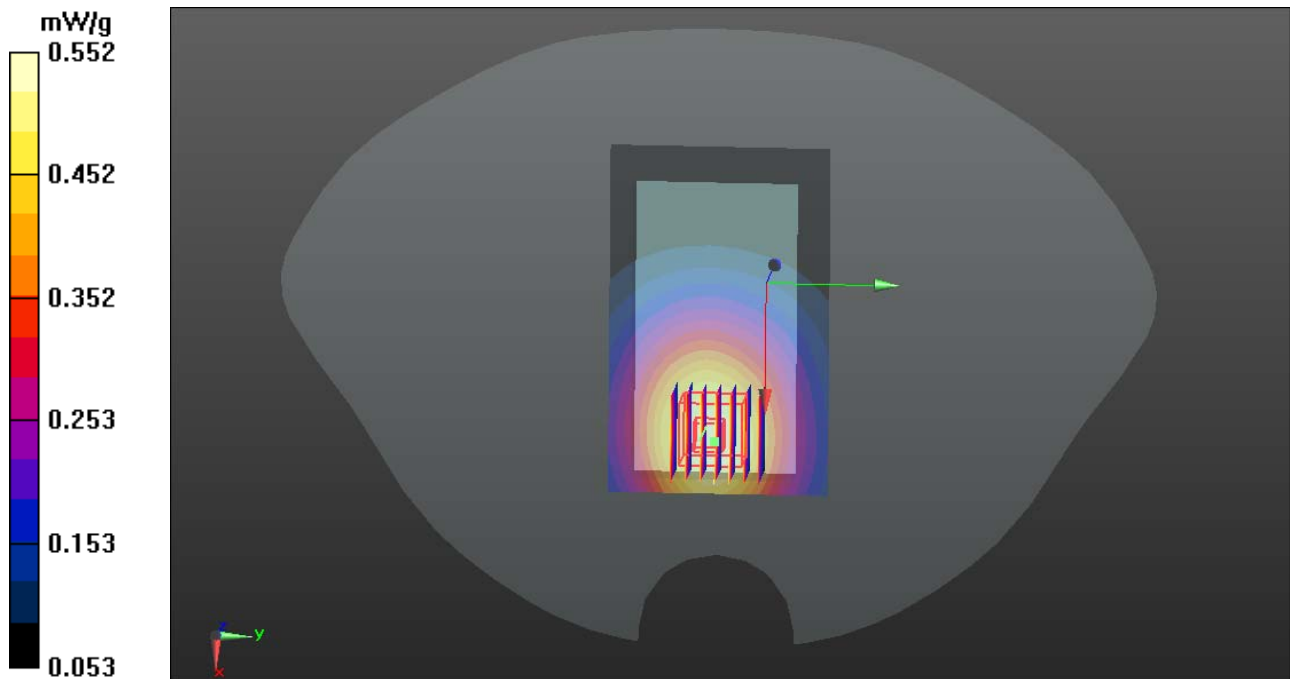
**GPRS 850/GPRS850 Body Up Low CH128/Zoom Scan (7x7x7)/Cube 0:** Measurement grid: dx=5mm, dy=5mm, dz=5mm

Reference Value = 18.903 V/m; Power Drift = 0.11 dB

Peak SAR (extrapolated) = 0.884 W/kg

**SAR(1 g) = 0.344 mW/g; SAR(10 g) = 0.238 mW/g**

Maximum value of SAR (measured) = 0.552 mW/g





Test Laboratory: Compliance Certification Services Inc.

October 12, 2012

**GPRS 850- Body Down Low CH128**

**DUT: Mobile phone; Type: S729; Serial: N/A**

Communication System: Generic GPRS; Communication System Band: GPRS 850 (824.0 - 849.0 MHz);  
Frequency: 824.2MHz; Communication System PAR: 3.01 dB

Ambient: Temperature: 21 °C Relative humidity: 58% Liquid : Temperature: 20 °C

Medium parameters used (interpolated):  $f = 824.2\text{MHz}$ ;  $\sigma = 0.969\text{ mho/m}$ ;  $\epsilon_r = 55.572$ ;  $\rho = 1000\text{ kg/m}^3$

Phantom section: Flat Section

Measurement Standard: DASYS (IEEE/IEC/ANSI C63.19-2007)

DASY5 Configuration:

- Probe: EX3DV4 - SN3798; ConvF(9.07, 9.07, 9.07); Calibrated: 7/25/2012
- Sensor-Surface: 2.5mm (Mechanical Surface Detection)
- Electronics: DAE4 Sn1245; Calibrated: 7/20/2012
- Phantom: Twin SAM Phantom; Type: QD 000 P40 CD; Serial: 1609
- Measurement SW: DASYS2, Version 52.6 (1); SEMCAD X Version 14.4.2 (2595)

**GPRS 850/GPRS850 Body Down Low CH128/Area Scan (51x81x1):** Measurement grid:  $dx=15\text{mm}$ ,  $dy=15\text{mm}$

Maximum value of SAR (measured) = 0.808 mW/g

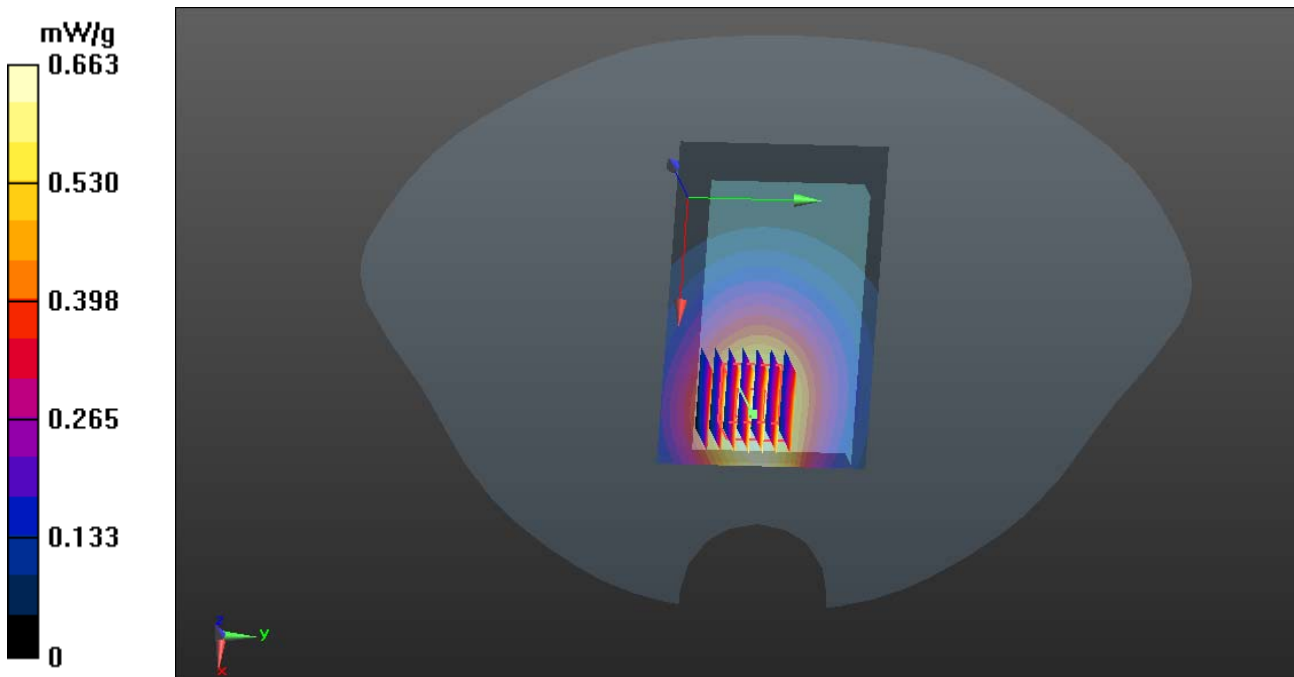
**GPRS 850/GPRS850 Body Down Low CH128/Zoom Scan (7x7x7)/Cube 0:** Measurement grid:  $dx=5\text{mm}$ ,  $dy=5\text{mm}$ ,  $dz=5\text{mm}$

Reference Value = 12.288 V/m; Power Drift = 0.09 dB

Peak SAR (extrapolated) = 0.729 mW/g

**SAR(1 g) = 0.541 mW/g; SAR(10 g) = 0.403 mW/g**

Maximum value of SAR (measured) = 0.663 mW/g







Test Laboratory: Compliance Certification Services Inc.

October 12, 2012

**EDGE 850- Body Worn Up Low CH128**

**DUT: Mobile phone; Type: S729; Serial: N/A**

Communication System: Generic EDGE; Communication System Band: EDGE 850 (824.0 - 849.0 MHz);

Frequency: 848.8 MHz; Communication System PAR: 3.01 dB

Ambient: Temperature: 21 °C Relative humidity: 58% Liquid : Temperature: 20 °C

Medium parameters used (interpolated):  $f = 824.2\text{MHz}$ ;  $\sigma = 0.969\text{ mho/m}$ ;  $\epsilon_r = 55.572$ ;  $\rho = 1000\text{ kg/m}^3$

Phantom section: Flat Section

Measurement Standard: DASYS (IEEE/IEC/ANSI C63.19-2007)

DASY5 Configuration:

- Probe: EX3DV4 - SN3798; ConvF(9.07, 9.07, 9.07); Calibrated: 7/25/2012
- Sensor-Surface: 2.5mm (Mechanical Surface Detection)
- Electronics: DAE4 Sn1245; Calibrated: 7/20/2012
- Phantom: Twin SAM Phantom; Type: QD 000 P40 CD; Serial: 1609
- DASYS 52.8.0(692); SEMCAD X 14.6.4(4989)

**EDGE 850/EDGE850 Body Up Low CH128/Area Scan (51x81x1):** Measurement grid: dx=15mm, dy=15mm

Maximum value of SAR (measured) = 0.327 mW/g

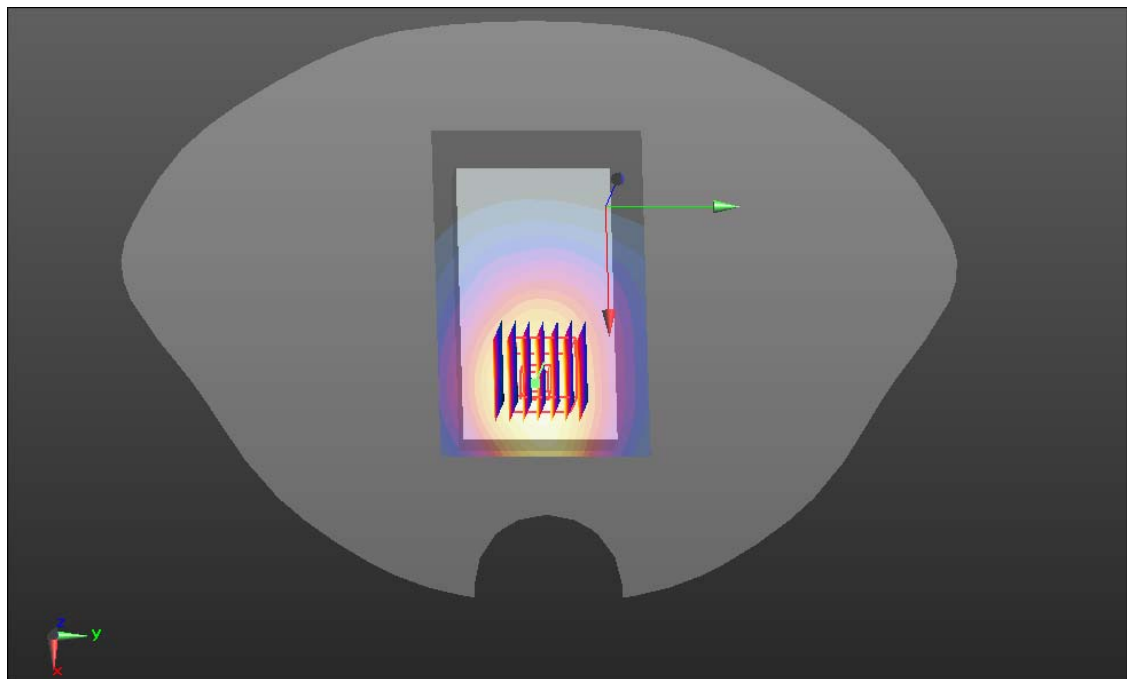
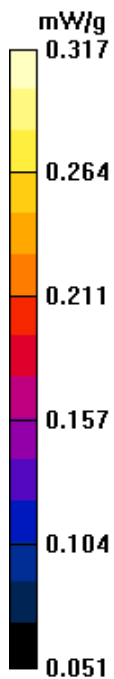
**EDGE 850/EDGE850 Body Up Low CH128/Zoom Scan (7x7x7)/Cube 0:** Measurement grid: dx=5mm, dy=5mm, dz=5mm

Reference Value = 18.903 V/m; Power Drift = 0.08 dB

Peak SAR (extrapolated) = 0.384 W/kg

**SAR(1 g) = 0.260 mW/g; SAR(10 g) = 0.132 mW/g**

Maximum value of SAR (measured) = 0.317 mW/g





Test Laboratory: Compliance Certification Services Inc.

October 12, 2012

**EDGE 850- Body Worn Low CH128**

**DUT: Mobile phone; Type: S729; Serial: N/A**

Communication System: Generic EDGE; Communication System Band: EDGE 850 (824.0 - 849.0 MHz);

Frequency: 848.8 MHz; Communication System PAR: 3.01 dB

Ambient: Temperature: 21 °C Relative humidity: 58% Liquid : Temperature: 20 °C

Medium parameters used (interpolated):  $f = 824.2$  MHz;  $\sigma = 0.969$  mho/m;  $\epsilon_r = 55.572$ ;  $\rho = 1000$  kg/m<sup>3</sup>

Phantom section: Flat Section

Measurement Standard: DASYS (IEEE/IEC/ANSI C63.19-2007)

DASY5 Configuration:

- Probe: EX3DV4 - SN3798; ConvF(9.07, 9.07, 9.07); Calibrated: 7/25/2012
- Sensor-Surface: 2.5mm (Mechanical Surface Detection)
- Electronics: DAE4 Sn1245; Calibrated: 7/20/2012
- Phantom: Twin SAM Phantom; Type: QD 000 P40 CD; Serial: 1609
- DASY52 52.8.0(692); SEMCAD X 14.6.4(4989)

**EDGE 850/EDGE850 Body Down Low CH128/Area Scan (51x81x1):** Measurement grid: dx=15mm, dy=15mm

Maximum value of SAR (measured) = 0.428 mW/g

**EDGE 850/EDGE850 Body Down Low CH128/Zoom Scan (7x7x7)/Cube 0:** Measurement grid:

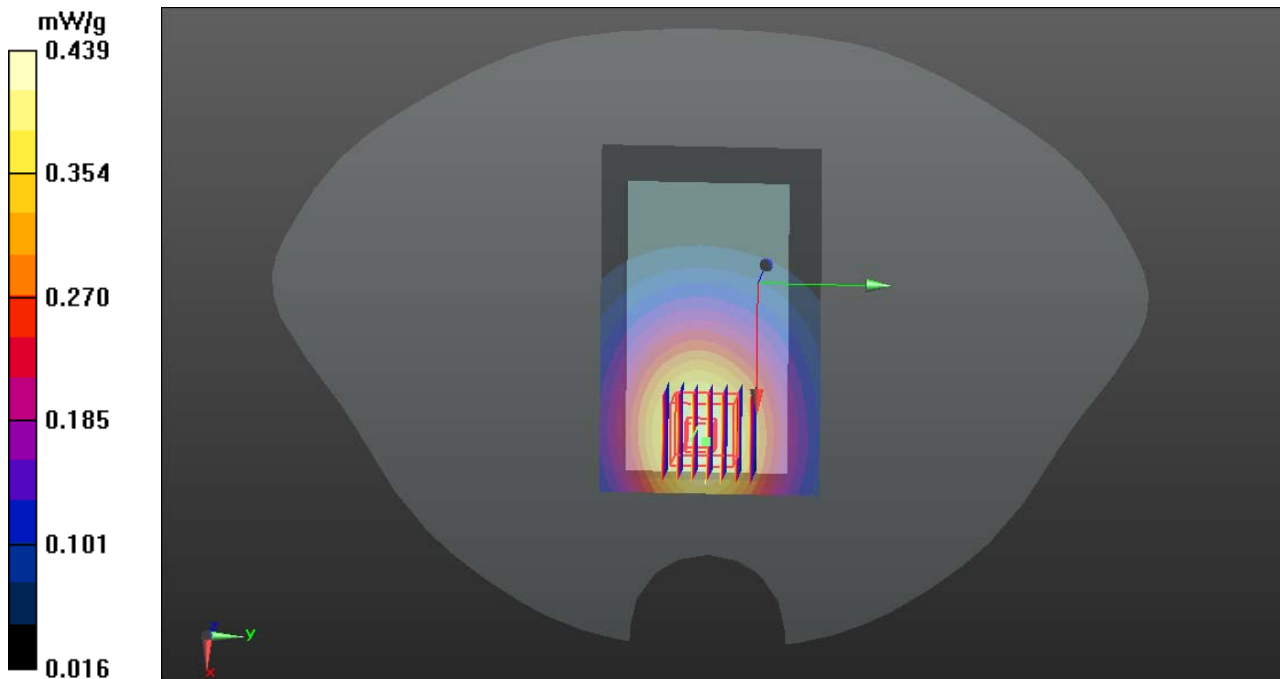
dx=5mm, dy=5mm, dz=5mm

Reference Value = 28.993 V/m; Power Drift = -0.04 dB

Peak SAR (extrapolated) = 0.884 W/kg

**SAR(1 g) = 0.352 mW/g; SAR(10 g) = 0.221 mW/g**

Maximum value of SAR (measured) = 0.439mW/g





Test Laboratory: Compliance Certification Services Inc.

October 14, 2012

**PCS1900- Body Up Low CH512**

**DUT: Mobile phone; Type: S729; Serial: N/A**

Communication System: Generic GSM; Communication System Band: PCS 1900 (1850.0 - 1910.0 MHz);

Frequency: 1910MHz; Communication System PAR: 9.03 dB

Ambient: Temperature: 21 °C Relative humidity: 58% Liquid : Temperature: 20 °C

Medium parameters used:  $f = 1850.2\text{MHz}$ ;  $\sigma = 1.52\text{mho/m}$ ;  $\epsilon_r = 53.258$ ;  $\rho = 1000\text{ kg/m}^3$

Phantom section: Flat Section

Measurement Standard: DASYS (IEEE/IEC/ANSI C63.19-2007)

DASY5 Configuration:

- Probe: EX3DV4 - SN3798; ConvF(7.23, 7.23, 7.23); Calibrated: 7/25/2012
- Sensor-Surface: 2.5mm (Mechanical Surface Detection)
- Electronics: DAE4 Sn1245; Calibrated: 7/20/2012
- Phantom: Twin SAM Phantom; Type: QD 000 P40 CD; Serial: 1609
- Measurement SW: DASYS2, Version 52.6 (1); SEMCAD X Version 14.4.2 (2595)

**PCS1900/ PCS1900 Body Up Low CH512/Area Scan (51x81x1):** Measurement grid: dx=15mm, dy=15mm

Maximum value of SAR (measured) = 0.380 mW/g


**PCS1900/ PCS1900 Body Up Low CH512/Zoom Scan (7x7x7)/Cube 0:** Measurement grid: dx=5mm, dy=5mm, dz=5mm

Reference Value = 14.177 V/m; Power Drift = -0.06 dB

Peak SAR (extrapolated) = 0.496 W/kg

**SAR(1 g) = 0.292 mW/g; SAR(10 g) = 0.171 mW/g**

Maximum value of SAR (measured) = 0.381 mW/g





Test Laboratory: Compliance Certification Services Inc.

October 14, 2012

**PCS1900- Body Down Low CH512**

**DUT: Mobile phone; Type: S729; Serial: N/A**

Communication System: Generic GSM; Communication System Band: PCS 1900 (1850.0 - 1910.0 MHz);

Frequency: 1910MHz; Communication System PAR: 9.03 dB

Ambient: Temperature: 21 °C Relative humidity: 58% Liquid : Temperature: 20 °C

Medium parameters used:  $f = 1850.2\text{MHz}$ ;  $\sigma = 1.52\text{mho/m}$ ;  $\epsilon_r = 53.258$ ;  $\rho = 1000\text{ kg/m}^3$

Phantom section: Flat Section

Measurement Standard: DASYS (IEEE/IEC/ANSI C63.19-2007)

DASY5 Configuration:

- Probe: EX3DV4 - SN3798; ConvF(7.23, 7.23, 7.23); Calibrated: 7/25/2012
- Sensor-Surface: 2.5mm (Mechanical Surface Detection)
- Electronics: DAE4 Sn1245; Calibrated: 7/20/2012
- Phantom: Twin SAM Phantom; Type: QD 000 P40 CD; Serial: 1609
- Measurement SW: DASYS2, Version 52.6 (1); SEMCAD X Version 14.4.2 (2595)

**PCS1900/ PCS1900 Body Down Low CH512/Area Scan (51x81x1):** Measurement grid:  $dx=15\text{mm}$ ,  $dy=15\text{mm}$

Maximum value of SAR (measured) = 0.423 mW/g

**PCS1900/ PCS1900 Body Down Low CH512/Zoom Scan (7x7x7)/Cube 0:** Measurement grid:

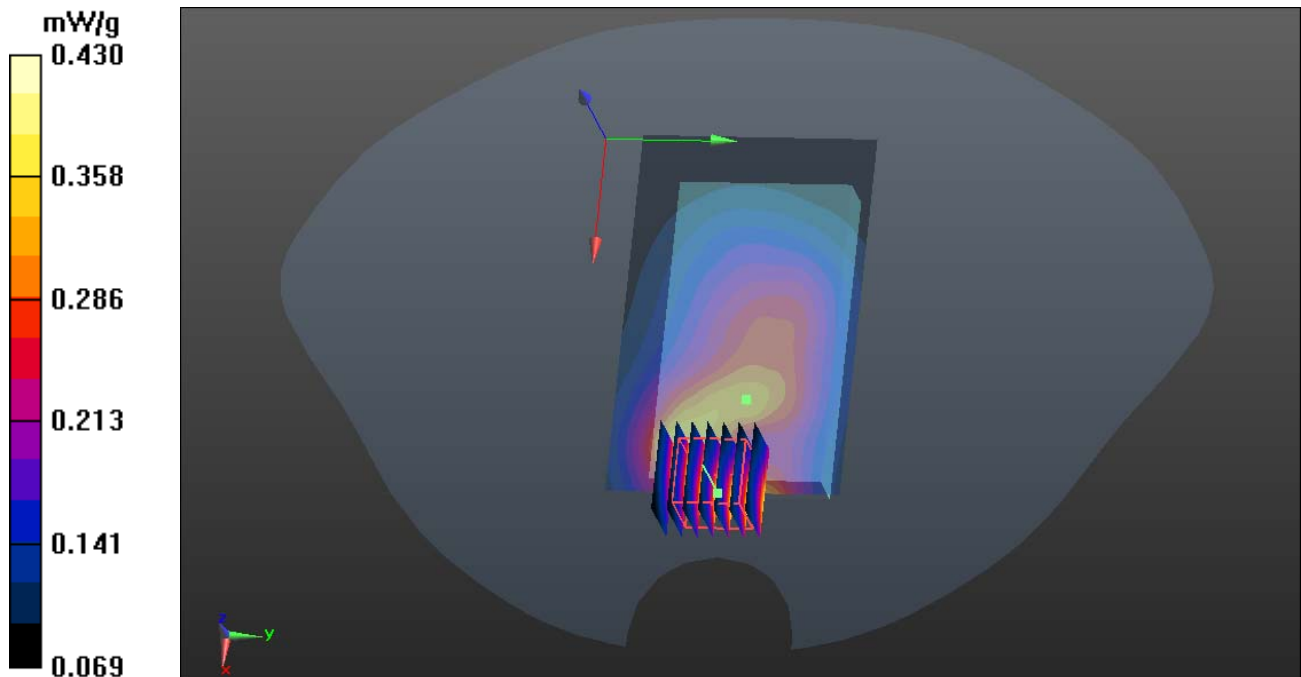
$dx=5\text{mm}$ ,  $dy=5\text{mm}$ ,  $dz=5\text{mm}$

Reference Value = 21.972 V/m; Power Drift = -0.03 dB

Peak SAR (extrapolated) = 0.827 W/kg

**SAR(1 g) = 0.326 mW/g; SAR(10 g) = 0.173 mW/g**

Maximum value of SAR (measured) = 0.430mW/g





Test Laboratory: Compliance Certification Services Inc.

October 14, 2012

**GPRS1900- Body Up Low CH512**

**DUT: Mobile phone; Type: S729; Serial: N/A**

Communication System: Generic GSM; Communication System Band: GPRS 1900 (1850.0 - 1910.0 MHz); Frequency: 1910MHz; Communication System PAR: 3.01 dB

Ambient: Temperature: 21 °C Relative humidity: 58% Liquid : Temperature: 20 °C

Medium parameters used:  $f = 1850.2\text{MHz}$ ;  $\sigma = 1.52\text{mho/m}$ ;  $\epsilon_r = 53.258$ ;  $\rho = 1000\text{ kg/m}^3$

Phantom section: Flat Section

Measurement Standard: DASYS (IEEE/IEC/ANSI C63.19-2007)

DASY5 Configuration:

- Probe: EX3DV4 - SN3798; ConvF(7.23, 7.23, 7.23); Calibrated: 7/25/2012
- Sensor-Surface: 2.5mm (Mechanical Surface Detection)
- Electronics: DAE4 Sn1245; Calibrated: 7/20/2012
- Phantom: Twin SAM Phantom; Type: QD 000 P40 CD; Serial: 1609
- Measurement SW: DASYS2, Version 52.6 (1); SEMCAD X Version 14.4.2 (2595)

**GPRS1900/GPRS1900 Body Up Low CH512/Area Scan (51x81x1):** Measurement grid:  $dx=15\text{mm}$ ,  $dy=15\text{mm}$

Maximum value of SAR (measured) = 0.290 mW/g

**GPRS1900/GPRS1900 Body Up Low CH512/Zoom Scan (7x7x7)/Cube 0:** Measurement grid:

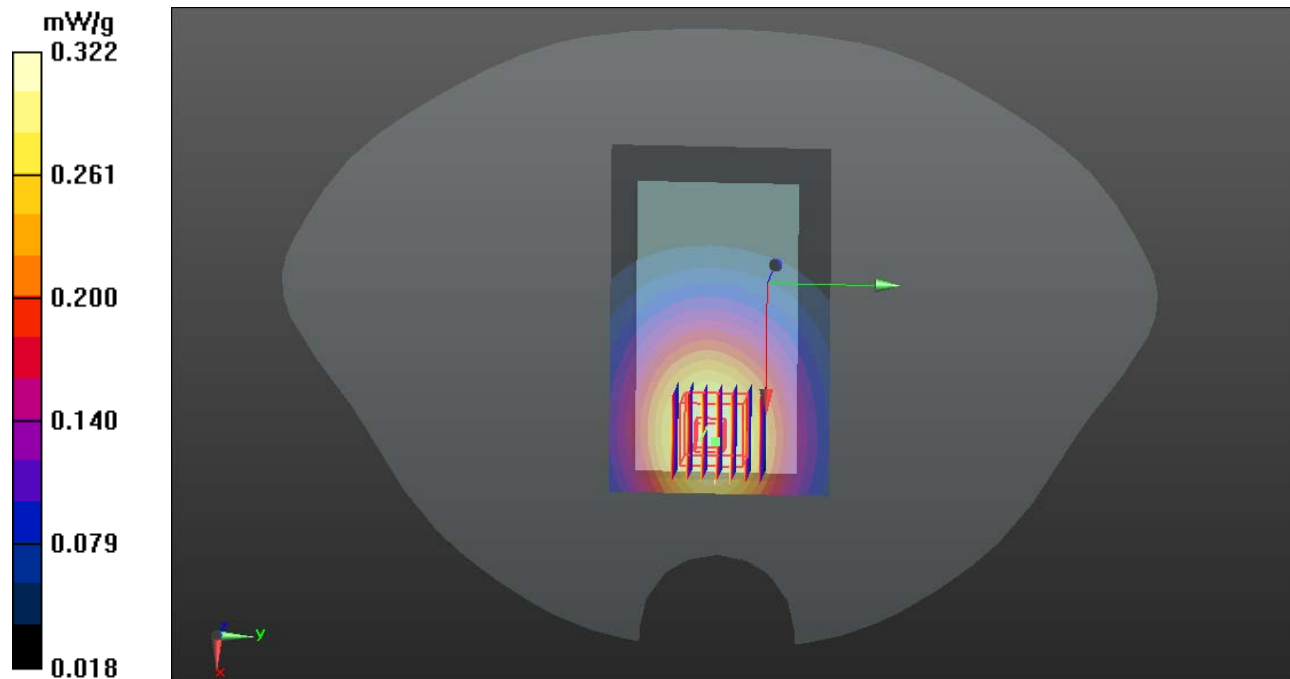
$dx=5\text{mm}$ ,  $dy=5\text{mm}$ ,  $dz=5\text{mm}$

Reference Value = 10.728 V/m; Power Drift = -0.18 dB

Peak SAR (extrapolated) = 0.423 W/kg

**SAR(1 g) = 0.202 mW/g; SAR(10 g) = 0.139 mW/g**

Maximum value of SAR (measured) = 0.322 mW/g





Test Laboratory: Compliance Certification Services Inc.

October 14, 2012

**GPRS1900- Body Down Low CH512**

**DUT: Mobile phone; Type: S729; Serial: N/A**

Communication System: Generic GSM; Communication System Band: GPRS 1900 (1850.0 - 1910.0 MHz); Frequency: 1910MHz; Communication System PAR: 3.01dB

Ambient: Temperature: 21 °C Relative humidity: 58% Liquid : Temperature: 20 °C

Medium parameters used:  $f = 1850.2\text{MHz}$ ;  $\sigma = 1.52\text{mho/m}$ ;  $\epsilon_r = 53.258$ ;  $\rho = 1000\text{ kg/m}^3$

Phantom section: Flat Section

Measurement Standard: DASYS (IEEE/IEC/ANSI C63.19-2007)

DASY5 Configuration:

- Probe: EX3DV4 - SN3798; ConvF(7.23, 7.23, 7.23); Calibrated: 7/25/2012
- Sensor-Surface: 2.5mm (Mechanical Surface Detection)
- Electronics: DAE4 Sn1245; Calibrated: 7/20/2012
- Phantom: Twin SAM Phantom; Type: QD 000 P40 CD; Serial: 1609
- Measurement SW: DASYS2, Version 52.6 (1); SEMCAD X Version 14.4.2 (2595)

**GPRS1900/GPRS1900 Body Down Low CH512/Area Scan (51x81x1):** Measurement grid:  $dx=15\text{mm}$ ,  $dy=15\text{mm}$

Maximum value of SAR (measured) = 0.461 mW/g

**GPRS1900/GPRS1900 Body Down Low CH512/Zoom Scan (7x7x7)/Cube 0:** Measurement grid:

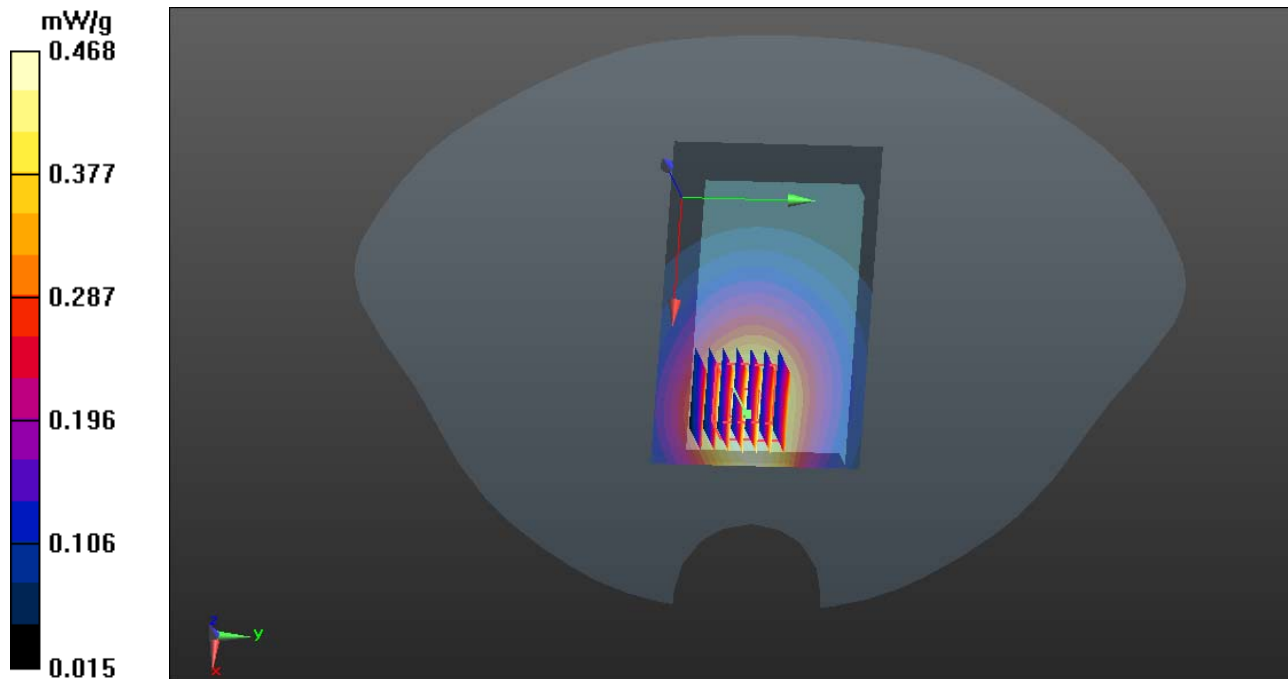
$dx=5\text{mm}$ ,  $dy=5\text{mm}$ ,  $dz=5\text{mm}$

Reference Value = 18.020 V/m; Power Drift = -0.11 dB

Peak SAR (extrapolated) = 0.838 W/kg

**SAR(1 g) = 0.345 mW/g; SAR(10 g) = 0.146 mW/g**

Maximum value of SAR (measured) = 0.468 mW/g





Test Laboratory: Compliance Certification Services Inc.

October 14, 2012

**EDGE1900- Body Worn Up Low CH512**

**DUT: Mobile phone; Type: S729; Serial: N/A**

Communication System: Generic GSM; Communication System Band: EDGE 1900 (1850.0 - 1910.0 MHz); Frequency: 1850.2MHz; Communication System PAR: 3.01 dB

Ambient: Temperature: 21 °C Relative humidity: 58% Liquid : Temperature: 20 °C

Medium parameters used:  $f = 1850.2\text{MHz}$ ;  $\sigma = 1.52\text{ mho/m}$ ;  $\epsilon_r = 53.258$ ;  $\rho = 1000\text{ kg/m}^3$

Phantom section: Flat Section

Measurement Standard: DASy5 (IEEE/IEC/ANSI C63.19-2007)

DASy5 Configuration:

- Probe: EX3DV4 - SN3798; ConvF(7.23, 7.23, 7.23); Calibrated: 7/25/2012
- Sensor-Surface: 2.5mm (Mechanical Surface Detection)
- Electronics: DAE4 Sn1245; Calibrated: 7/20/2012
- Phantom: Twin SAM Phantom; Type: QD 000 P40 CD; Serial: 1609
- DASy52 52.8.0(692); SEMCAD X 14.6.4(4989)

**EDGE1900/EDGE1900 Body Up Low CH512/Area Scan (51x81x1):** Measurement grid:  $dx=15\text{mm}$ ,  $dy=15\text{mm}$

Maximum value of SAR (measured) = 0.290 mW/g

**EDGE1900/EDGE1900 Body Up Low CH512/Zoom Scan (7x7x7)/Cube 0:** Measurement grid:

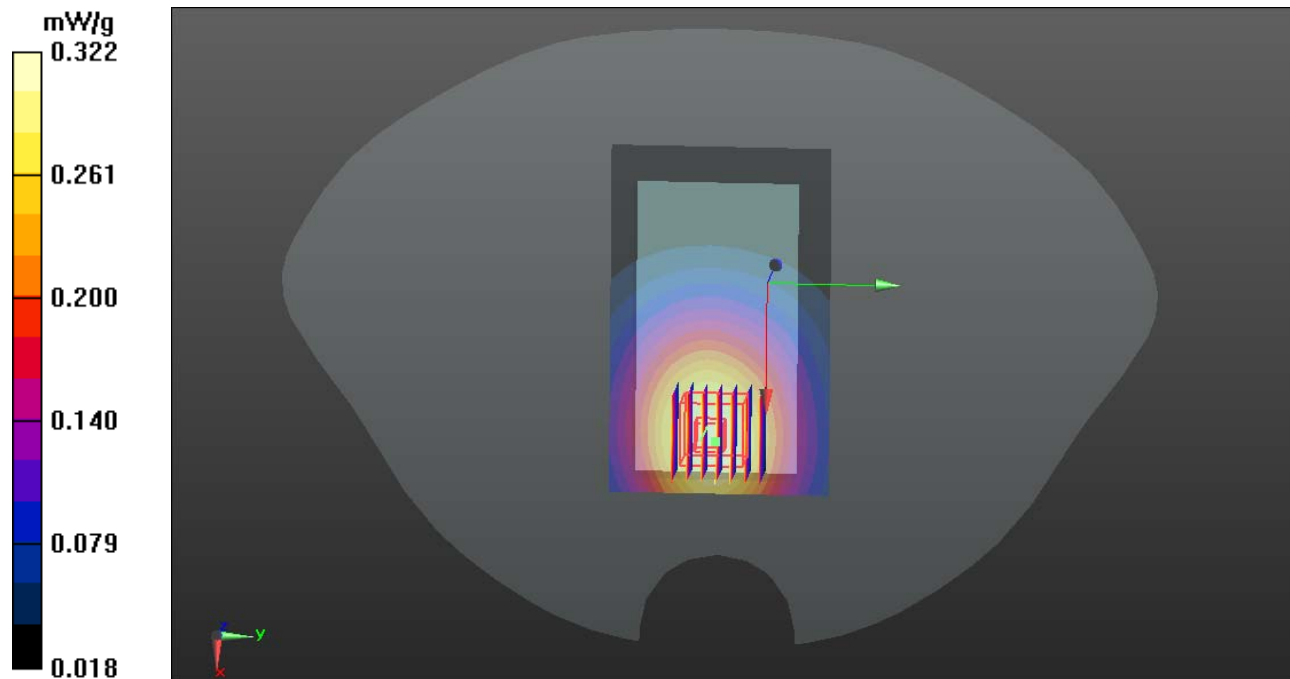
$dx=5\text{mm}$ ,  $dy=5\text{mm}$ ,  $dz=5\text{mm}$

Reference Value = 10.728 V/m; Power Drift = -0.07 dB

Peak SAR (extrapolated) = 0.423 W/kg

**SAR(1 g) = 0.201 mW/g; SAR(10 g) = 0.135 mW/g**

Maximum value of SAR (measured) = 0.322 mW/g





Test Laboratory: Compliance Certification Services Inc.

October 14, 2012

**EDGE1900- Body Worn Down Low CH512**

**DUT: Mobile phone; Type: S729; Serial: N/A**

Communication System: Generic GSM; Communication System Band: EDGE 1900 (1850.0 - 1910.0 MHz); Frequency: 1850.2MHz; Communication System PAR: 3.01 dB

Ambient: Temperature: 21 °C Relative humidity: 58% Liquid : Temperature: 20 °C

Medium parameters used:  $f = 1850.2\text{MHz}$ ;  $\sigma = 1.52\text{ mho/m}$ ;  $\epsilon_r = 53.258$ ;  $\rho = 1000\text{ kg/m}^3$

Phantom section: Flat Section

Measurement Standard: DASYS (IEEE/IEC/ANSI C63.19-2007)

DASY5 Configuration:

- Probe: EX3DV4 - SN3798; ConvF(7.23, 7.23, 7.23); Calibrated: 7/25/2012
- Sensor-Surface: 2.5mm (Mechanical Surface Detection)
- Electronics: DAE4 Sn1245; Calibrated: 7/20/2012
- Phantom: Twin SAM Phantom; Type: QD 000 P40 CD; Serial: 1609
- DASYS 52.8.0(692); SEMCAD X 14.6.4(4989)

**EDGE1900/EDGE1900 Body Down Low CH512/Area Scan (51x81x1):** Measurement grid:  $dx=15\text{mm}$ ,  $dy=15\text{mm}$

Maximum value of SAR (measured) = 0.701 mW/g

**EDGE1900/EDGE1900 Body Down Low CH512/Zoom Scan (7x7x7)/Cube 0:** Measurement grid:


$dx=5\text{mm}$ ,  $dy=5\text{mm}$ ,  $dz=5\text{mm}$

Reference Value = 20.020 V/m; Power Drift = -0.02 dB

Peak SAR (extrapolated) = 1.138 W/kg

**SAR(1 g) = 0.528 mW/g; SAR(10 g) = 0.324 mW/g**

Maximum value of SAR (measured) = 0.835 mW/g







Test Laboratory: Compliance Certification Services Inc.

October 14, 2012

**WCDMA Band II-Right Head Cheek Low CH9262**

**DUT: Mobile phone; Type: S729; Serial: N/A**

Communication System: FDD WCDMA; Communication System Band: Band II; Frequency: 1852.4 MHz; Communication System PAR: 0 dB

Ambient: Temperature: 21 °C Relative humidity: 58% Liquid : Temperature: 20 °C

Medium parameters used:  $f = 1852.4$  MHz;  $\sigma = 1.403$  mho/m;  $\epsilon_r = 40$ ;  $\rho = 1000$  kg/m<sup>3</sup>

Phantom section: Right Section

Measurement Standard: DASYS (IEEE/IEC/ANSI C63.19-2007)

DASY Configuration:

- Probe: EX3DV4 - SN3798; ConvF(7.84, 7.84, 7.84); Calibrated: 7/25/2012
- Sensor-Surface: 2.5mm (Mechanical Surface Detection)
- Electronics: DAE4 Sn1245; Calibrated: 7/20/2012
- Phantom: Twin SAM Phantom; Type: QD 000 P40 CD; Serial: 1609
- DASYS 52.8.0(692); SEMCAD X 14.6.4(4989)

**WCDMA/Right Head Cheek Low CH9262/Area Scan (51x81x1):** Interpolated grid: dx=1.500 mm, dy=1.500 mm

Maximum value of SAR (interpolated) = 0.806 W/kg


**WCDMA/Right Head Cheek Low CH9262/Zoom Scan (8x7x9)/Cube 0:** Measurement grid: dx=5mm, dy=5mm, dz=3mm

Reference Value = 12.490 V/m; Power Drift = -0.09 dB

Peak SAR (extrapolated) = 0.970 mW/g

**SAR(1 g) = 0.611 mW/g; SAR(10 g) = 0.376 mW/g**

Maximum value of SAR (measured) = 0.766 W/kg





Test Laboratory: Compliance Certification Services Inc.

October 14, 2012

**WCDMA Band II-Right Head Tilted Low CH9262**

**DUT: Mobile phone; Type: S729; Serial: N/A**

Communication System: FDD WCDMA; Communication System Band: Band II; Frequency: 1852.4 MHz; Communication System PAR: 0 dB

Ambient: Temperature: 21 °C Relative humidity: 58% Liquid : Temperature: 20 °C

Medium parameters used (interpolated):  $f = 1852.4$  MHz;  $\sigma = 1.403$  mho/m;  $\epsilon_r = 38.955$ ;  $\rho = 1000$  kg/m<sup>3</sup>

Phantom section: Right Section

Measurement Standard: DASYS (IEEE/IEC/ANSI C63.19-2007)

DASY Configuration:

- Probe: EX3DV4 - SN3798; ConvF(7.84, 7.84, 7.84); Calibrated: 7/25/2012
- Sensor-Surface: 2.5mm (Mechanical Surface Detection)
- Electronics: DAE4 Sn1245; Calibrated: 7/20/2012
- Phantom: Twin SAM Phantom; Type: QD 000 P40 CD; Serial: 1609
- DASYS 52.8.0(692); SEMCAD X 14.6.4(4989)

**WCDMA/Right Head Tilted Low CH9262/Area Scan (51x81x1):** Interpolated grid: dx=1.500 mm, dy=1.500 mm

Maximum value of SAR (interpolated) = 0.451 W/kg

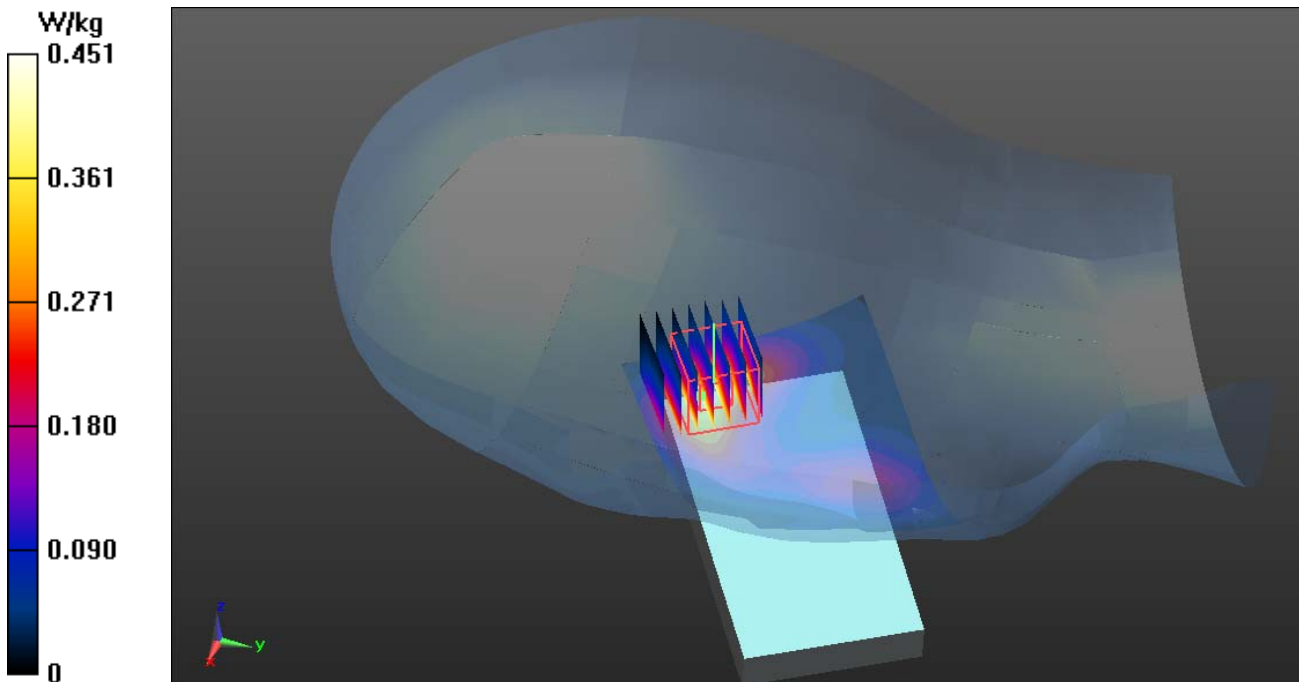
**WCDMA/Right Head Tilted Low CH9262/Zoom Scan (7x7x7)/Cube 0:** Measurement grid: dx=5mm, dy=5mm, dz=5mm

Reference Value = 17.918 V/m; Power Drift = -0.18 dB

Peak SAR (extrapolated) = 0.585 mW/g

**SAR(1 g) = 0.372 mW/g; SAR(10 g) = 0.220 mW/g**

Maximum value of SAR (measured) = 0.404 W/kg





Test Laboratory: Compliance Certification Services Inc.

October 14, 2012

**WCDMA Band II-Left Head Cheek Low CH9262**

**DUT: Mobile phone; Type: S729; Serial: N/A**

Communication System: FDD WCDMA; Communication System Band: Band II; Frequency: 1852.4 MHz; Communication System PAR: 0 dB

Ambient: Temperature: 21 °C Relative humidity: 58% Liquid : Temperature: 20 °C

Medium parameters used:  $f = 1852.4$  MHz;  $\sigma = 1.403$  mho/m;  $\epsilon_r = 40$ ;  $\rho = 1000$  kg/m<sup>3</sup>

Phantom section: Left Section

Measurement Standard: DASYS (IEEE/IEC/ANSI C63.19-2007)

DASY Configuration:

- Probe: EX3DV4 - SN3798; ConvF(7.84, 7.84, 7.84); Calibrated: 7/25/2012
- Sensor-Surface: 2.5mm (Mechanical Surface Detection)
- Electronics: DAE4 Sn1245; Calibrated: 7/20/2012
- Phantom: Twin SAM Phantom; Type: QD 000 P40 CD; Serial: 1609
- DASYS 52.8.0(692); SEMCAD X 14.6.4(4989)

**WCDMA/Left Head Cheek Low CH9262/Area Scan (51x81x1):** Interpolated grid: dx=1.500 mm, dy=1.500 mm

Maximum value of SAR (interpolated) = 0.952 W/kg


**WCDMA/Left Head Cheek Low CH9262/Zoom Scan (7x7x9)/Cube 0:** Measurement grid: dx=5mm, dy=5mm, dz=3mm

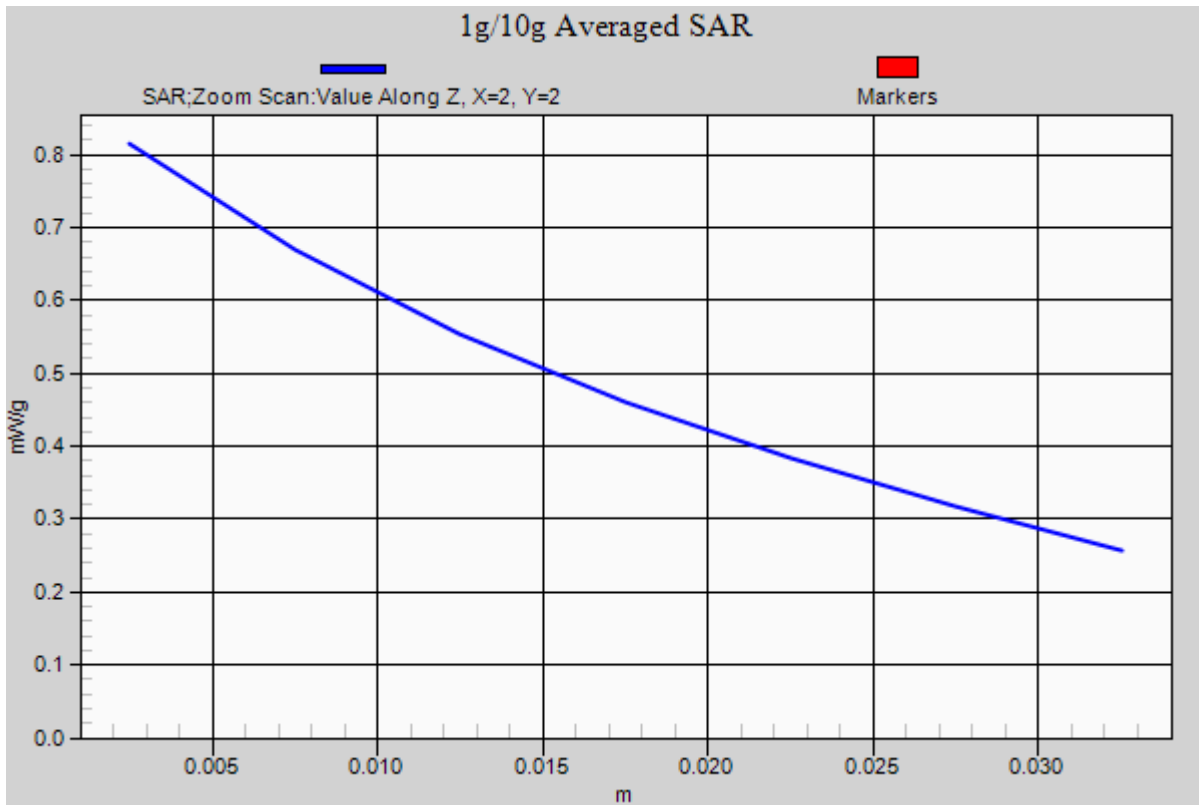
Reference Value = 18.993 V/m; Power Drift = -0.04 dB

Peak SAR (extrapolated) = 1.084 W/kg

**SAR(1 g) = 0.652 mW/g; SAR(10 g) = 0.324 mW/g**

Maximum value of SAR (measured) = 0.812 mW/g







Test Laboratory: Compliance Certification Services Inc.

October 14, 2012

**WCDMA Band II-Left Head Tilted Low CH9262**

**DUT: Mobile phone; Type: S729; Serial: N/A**

Communication System: FDD WCDMA; Communication System Band: Band II; Frequency: 1852.4 MHz; Communication System PAR: 0 dB

Ambient: Temperature: 21 °C Relative humidity: 58% Liquid : Temperature: 20 °C

Medium parameters used (interpolated):  $f = 1852.4$  MHz;  $1.403$  mho/m;  $\epsilon_r = 40$ ;  $\rho = 1000$  kg/m<sup>3</sup>

Phantom section: Left Section

Measurement Standard: DAS5 (IEEE/IEC/ANSI C63.19-2007)

DASY Configuration:

- Probe: EX3DV4 - SN3798; ConvF(7.84, 7.84, 7.84); Calibrated: 7/25/2012
- Sensor-Surface: 2.5mm (Mechanical Surface Detection)
- Electronics: DAE4 Sn1245; Calibrated: 7/20/2012
- Phantom: Twin SAM Phantom; Type: QD 000 P40 CD; Serial: 1609
- DAS52 52.8.0(692); SEMCAD X 14.6.4(4989)

**WCDMA/Left Head Tilted Low CH9262/Area Scan (51x81x1):** Interpolated grid: dx=1.500 mm, dy=1.500 mm

Maximum value of SAR (interpolated) = 0.914 W/kg

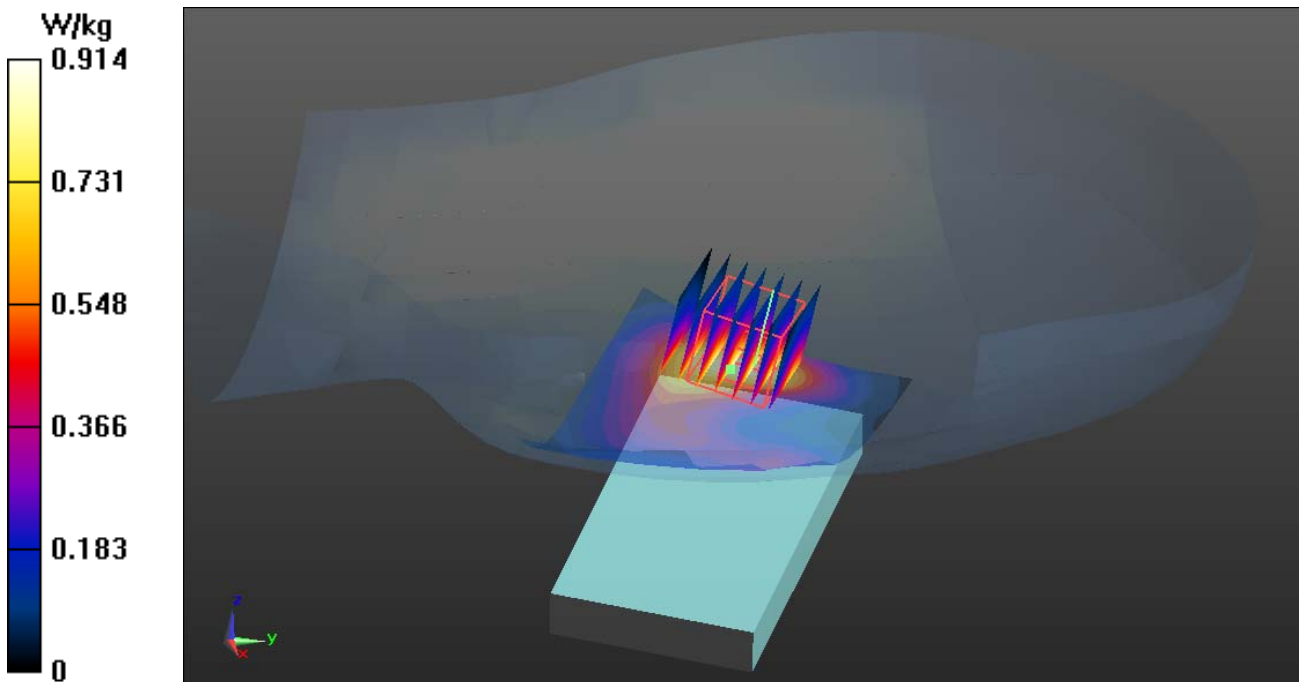
**WCDMA/Left Head Tilted Low CH9262/Zoom Scan (7x7x9)/Cube 0:** Measurement grid: dx=5mm, dy=5mm, dz=3mm

Reference Value = 17.310 V/m; Power Drift = -0.05 dB

Peak SAR (extrapolated) = 1.081 mW/g

**SAR(1 g) = 0.631 mW/g; SAR(10 g) = 0.382 mW/g**

Maximum value of SAR (measured) = 0.827 W/kg





Test Laboratory: Compliance Certification Services Inc.

October 12, 2012

**WCDMA Band V-Right Head Cheek Low CH4132**

**DUT: Mobile phone; Type: S729; Serial: N/A**

Communication System: FDD WCDMA; Communication System Band: Band V; Frequency: 826.4 MHz; Communication System PAR: 0 dB;

Ambient: Temperature: 21 °C Relative humidity: 58% Liquid : Temperature: 20 °C

Medium parameters used:  $f = 826.4$  MHz;  $\sigma = 0.897$  mho/m;  $\epsilon_r = 41.78$ ;  $\rho = 1000$  kg/m<sup>3</sup>

Phantom section: Right Section

Measurement Standard: DASYS (IEEE/IEC/ANSI C63.19-2007)

DASY Configuration:

- Probe: EX3DV4 - SN3798; ConvF(8.99, 8.99, 8.99); Calibrated: 7/25/2012 :
- Sensor-Surface: 2.5mm (Mechanical Surface Detection)
- Electronics: DAE4 Sn1245; Calibrated: 7/20/2012
- Phantom: Twin SAM Phantom; Type: QD 000 P40 CD; Serial: 1609
- DASYS 52.8.0(692); SEMCAD X 14.6.4(4989)

**Band V/Right Cheek Low CH4132/Area Scan (51x81x1):** Measurement grid: dx=15mm, dy=15mm

Maximum value of SAR (measured) = 0.801 mW/g


**Band V/Right Cheek Low CH4132/Zoom Scan (7x7x7)/Cube 0:** Measurement grid: dx=5mm, dy=5mm, dz=5mm

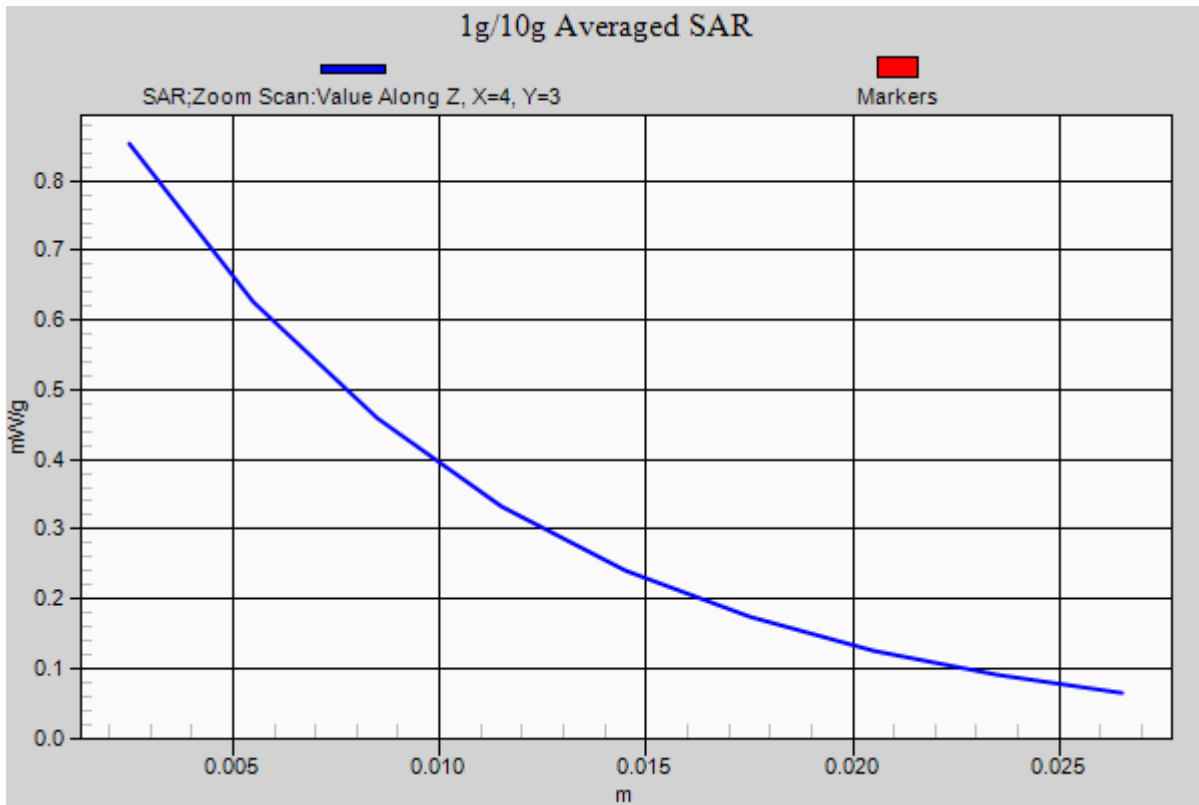
Reference Value = 19.955 V/m; Power Drift = 0.12 dB

Peak SAR (extrapolated) = 1.255 mW/g

**SAR(1 g) = 0.640 mW/g; SAR(10 g) = 0.422 mW/g**

Maximum value of SAR (measured) = 0.867 mW/g







Test Laboratory: Compliance Certification Services Inc.

October 12, 2012

**WCDMA Band V-Right Head Tilted Low CH4132**

**DUT: Mobile phone; Type: S729; Serial: N/A**

Communication System: FDD WCDMA; Communication System Band: Band V; Frequency: 826.4 MHz; Communication System PAR: 0 dB

Ambient: Temperature: 21 °C Relative humidity: 58% Liquid : Temperature: 20 °C  
Medium parameters used:  $f = 826.4$  MHz;  $\sigma = 0.897$  mho/m;  $\epsilon_r = 41.78$ ;  $\rho = 1000$  kg/m<sup>3</sup>

Phantom section: Right Section

Measurement Standard: DASYS (IEEE/IEC/ANSI C63.19-2007)

DASY Configuration:

- Probe: EX3DV4 - SN3798; ConvF(8.99, 8.99, 8.99); Calibrated: 7/25/2012
- Sensor-Surface: 2.5mm (Mechanical Surface Detection)
- Electronics: DAE4 Sn1245; Calibrated: 7/20/2012
- Phantom: Twin SAM Phantom; Type: QD 000 P40 CD; Serial: 1609
- DASYS 52.8.0(692); SEMCAD X 14.6.4(4989)

**Band V/Right Tilted Low CH4132/Area Scan (51x81x1):** Measurement grid: dx=15mm, dy=15mm

Maximum value of SAR (measured) = 0.242 mW/g

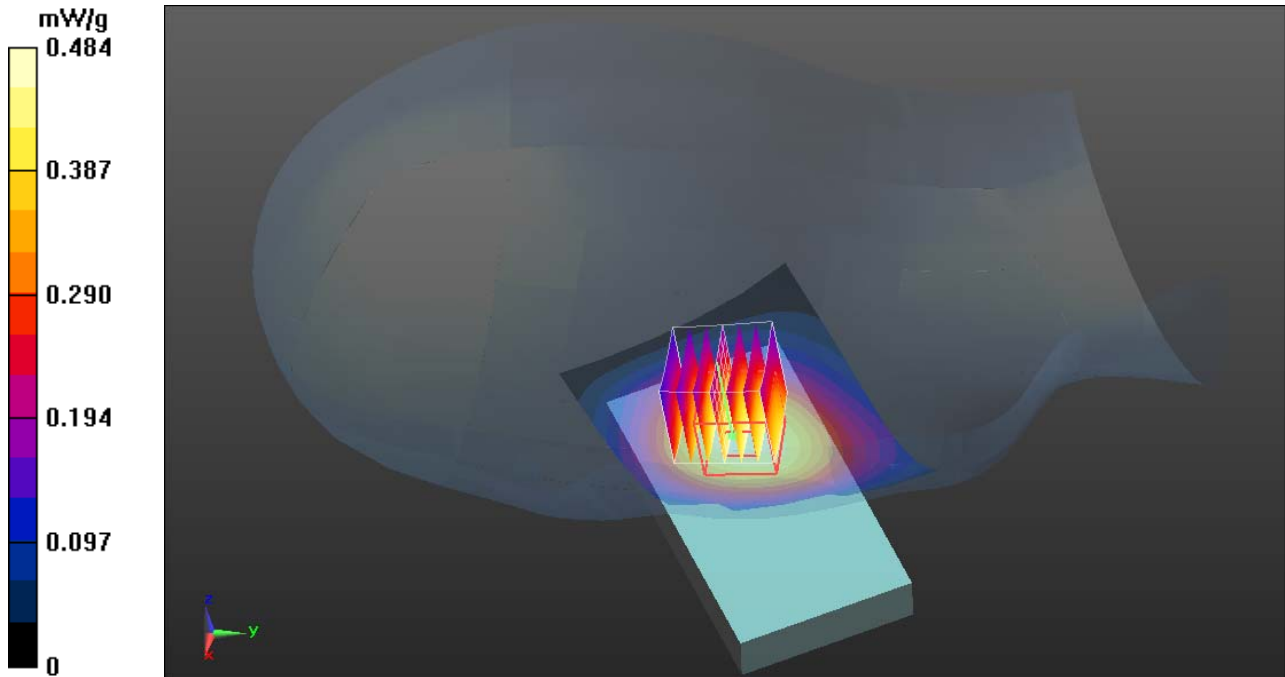
**Band V/Right Tilted Low CH4132/Zoom Scan (7x7x7)/Cube 0:** Measurement grid: dx=5mm, dy=5mm, dz=5mm

Reference Value = 5.571 V/m; Power Drift = 0.02 dB

Peak SAR (extrapolated) = 0.610 mW/g

**SAR(1 g) = 0.272 mW/g; SAR(10 g) = 0.109 mW/g**

Maximum value of SAR (measured) = 0.484 mW/g







Test Laboratory: Compliance Certification Services Inc.

October 12, 2012

**WCDMA Band V-Left Head Cheek Low CH4132**

**DUT: Mobile phone; Type: S729; Serial: N/A**

Communication System: FDD WCDMA; Communication System Band: Band V; Frequency: 826.4 MHz; Communication System PAR: 0 dB;

Ambient: Temperature: 21 °C Relative humidity: 58% Liquid : Temperature: 20 °C

Medium parameters used:  $f = 826.4$  MHz;  $\sigma = 0.897$  mho/m;  $\epsilon_r = 41.78$ ;  $\rho = 1000$  kg/m<sup>3</sup>

Phantom section: Left Section

Measurement Standard: DAS5 (IEEE/IEC/ANSI C63.19-2007)

DASY Configuration:

- Probe: EX3DV4 - SN3798; ConvF(8.99, 8.99, 8.99); Calibrated: 7/25/2012
- Sensor-Surface: 2.5mm (Mechanical Surface Detection)
- Electronics: DAE4 Sn1245; Calibrated: 7/20/2012
- Phantom: Twin SAM Phantom; Type: QD 000 P40 CD; Serial: 1609
- DAS52 52.8.0(692); SEMCAD X 14.6.4(4989)

**Band V/Left Cheek Low CH4132/Area Scan (51x81x1):** Measurement grid: dx=15mm, dy=15mm

Maximum value of SAR (measured) = 0.854 mW/g

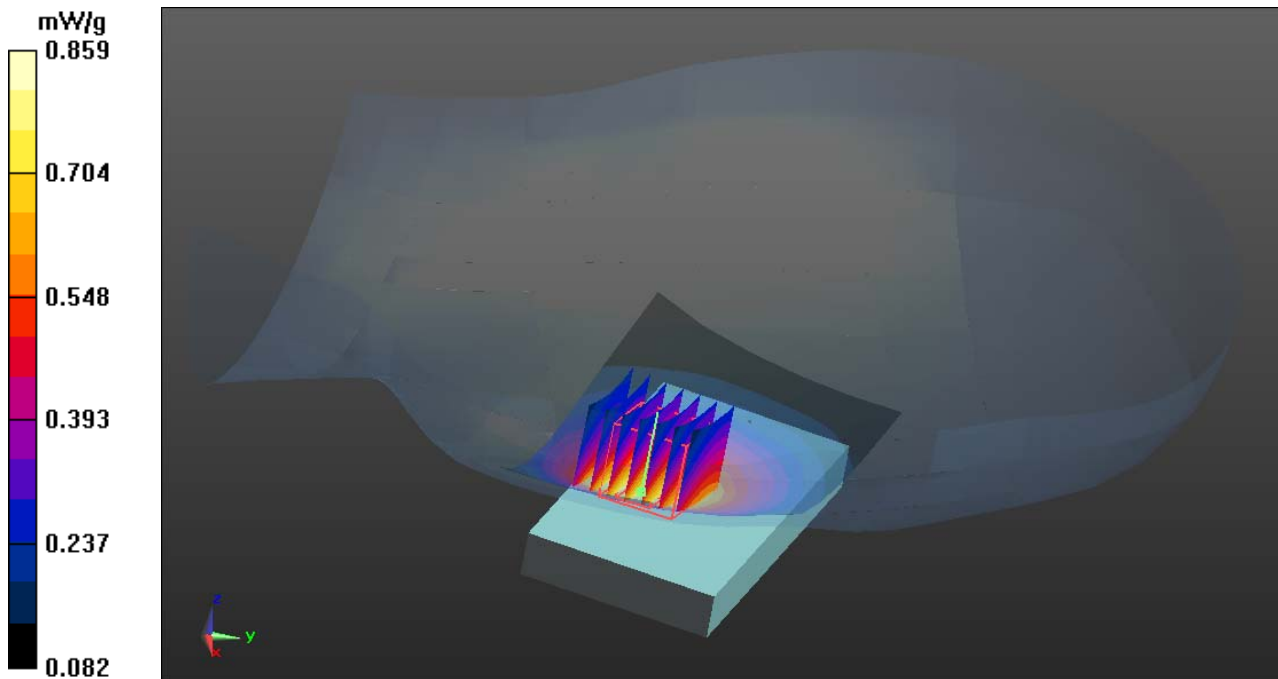
**Band V/Left Cheek Low CH4132/Zoom Scan (7x7x7)/Cube 0:** Measurement grid: dx=5mm, dy=5mm, dz=5mm

Reference Value = 4.336 V/m; Power Drift = 0.03 dB

Peak SAR (extrapolated) = 1.537 mW/g

**SAR(1 g) = 0.621 mW/g; SAR(10 g) = 0.425 mW/g**

Maximum value of SAR (measured) = 0.859 mW/g





Test Laboratory: Compliance Certification Services Inc.

October 12, 2012

**WCDMA Band V-Left Head Tilted Low CH4132**

**DUT: Mobile phone; Type: S729; Serial: N/A**

Communication System: FDD WCDMA; Communication System Band: Band V; Frequency: 826.4 MHz; Communication System PAR: 0 dB;

Ambient: Temperature: 21 °C Relative humidity: 58% Liquid : Temperature: 20 °C

Medium parameters used:  $f = 826.4$  MHz;  $\sigma = 0.897$  mho/m;  $\epsilon_r = 41.78$ ;  $\rho = 1000$  kg/m<sup>3</sup>

Phantom section: Left Section

Measurement Standard: DASYS (IEEE/IEC/ANSI C63.19-2007)

DASY Configuration:

- Probe: EX3DV4 - SN3798; ConvF(8.99, 8.99, 8.99); Calibrated: 7/25/2012
- Sensor-Surface: 2.5mm (Mechanical Surface Detection)
- Electronics: DAE4 Sn1245; Calibrated: 7/20/2012
- Phantom: Twin SAM Phantom; Type: QD 000 P40 CD; Serial: 1609
- DASYS 52.8.0(692); SEMCAD X 14.6.4(4989)

**Band V/Left Tilted Low CH4132/Area Scan (51x81x1):** Measurement grid: dx=15mm, dy=15mm

Maximum value of SAR (measured) = 0.251 mW/g

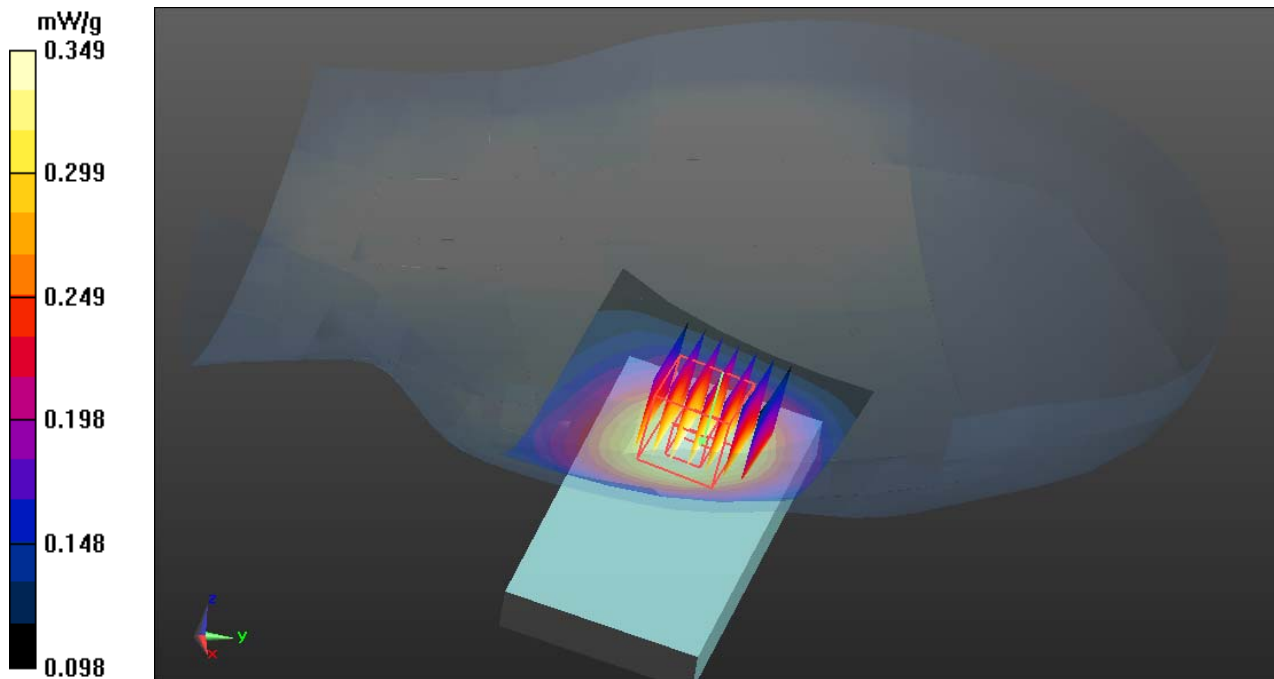
**Band V/Left Tilted Low CH4132/Zoom Scan (7x7x7)/Cube 0:** Measurement grid: dx=5mm, dy=5mm, dz=5mm

Reference Value = 4.458 V/m; Power Drift = 0.11 dB

Peak SAR (extrapolated) = 0.452 mW/g

**SAR(1 g) = 0.252 mW/g; SAR(10 g) = 0.128 mW/g**

Maximum value of SAR (measured) = 0.349 mW/g





Test Laboratory: Compliance Certification Services Inc.

September 19, 2012

**WCDMA Band II-Body Up Low CH9262**

**DUT: Mobile phone; Type: S729; Serial: N/A**

Communication System: FDD WCDMA; Communication System Band: Band II; Frequency: 1852.4 MHz; Communication System PAR: 0 dB

Ambient: Temperature: 21 °C Relative humidity: 58% Liquid : Temperature: 20 °C

Medium parameters used (interpolated):  $f = 1852.4$  MHz;  $\sigma = 1.527$  mho/m;  $\epsilon_r = 52.807$ ;  $\rho = 1000$  kg/m<sup>3</sup>

Phantom section: Flat Section

Measurement Standard: DASYS (IEEE/IEC/ANSI C63.19-2007)

DASY Configuration:

- Probe: EX3DV4 - SN3798; ConvF(7.23, 7.23, 7.23); Calibrated: 7/25/2012
- Sensor-Surface: 2.5mm (Mechanical Surface Detection)
- Electronics: DAE4 Sn1245; Calibrated: 7/20/2012
- Phantom: Twin SAM Phantom; Type: QD 000 P40 CD; Serial: 1609
- DASYS 52.8.0(692); SEMCAD X 14.6.4(4989)

**WCDMA/Body Up Low CH9262/Area Scan (51x81x1):** Interpolated grid: dx=1.500 mm, dy=1.500 mm

Maximum value of SAR (interpolated) = 0.471 W/kg

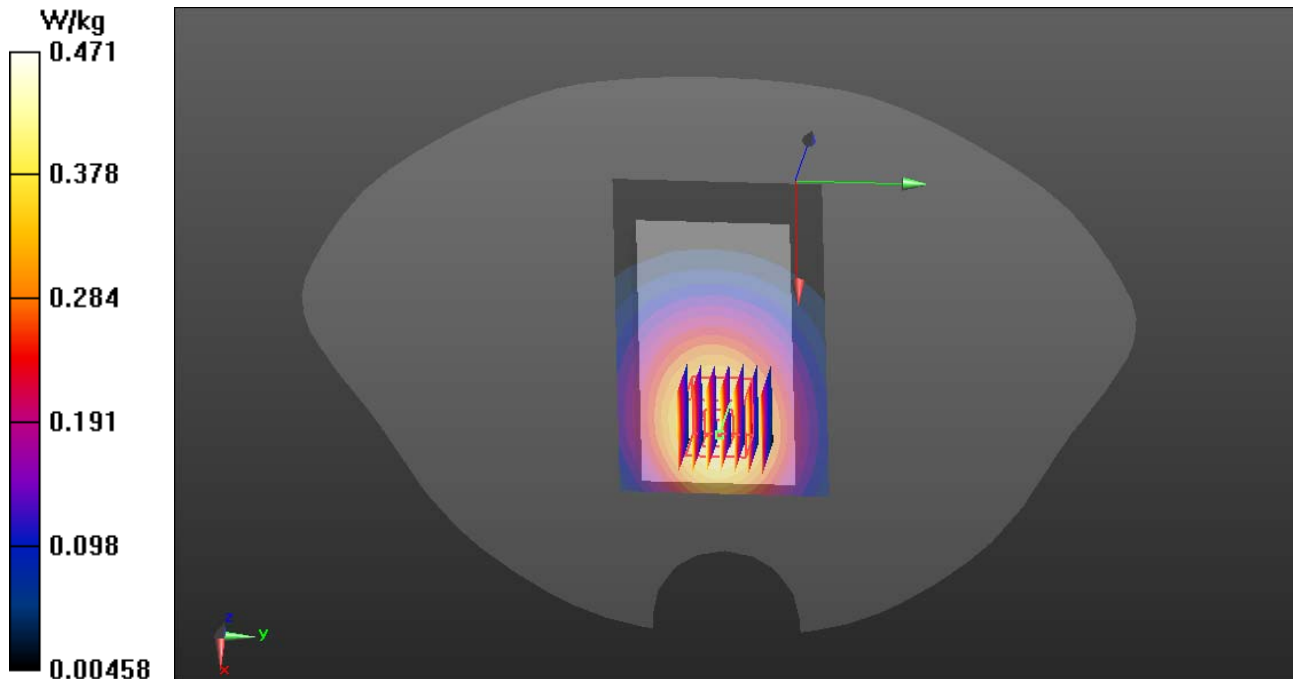
**WCDMA/Body Up Low CH9262/Zoom Scan (7x7x9)/Cube 0:** Measurement grid: dx=5mm, dy=5mm, dz=3mm

Reference Value = 10.724 V/m; Power Drift = 0.01 dB

Peak SAR (extrapolated) = 0.614 mW/g

**SAR(1 g) = 0.382 mW/g; SAR(10 g) = 0.252 mW/g**

Maximum value of SAR (measured) = 0.471 W/kg





Test Laboratory: Compliance Certification Services Inc.

September 19, 2012

**WCDMA Band II- Body Down Low CH9262**

**DUT: Mobile phone; Type: S729; Serial: N/A**

Communication System: FDD WCDMA; Communication System Band: Band II; Frequency: 1852.4 MHz; Communication System PAR: 0 dB

Ambient: Temperature: 21 °C Relative humidity: 58% Liquid : Temperature: 20 °C  
Medium parameters used:  $f = 1852.4$  MHz;  $\sigma = 1.522$  mho/m;  $\epsilon_r = 53.3$ ;  $\rho = 1000$  kg/m<sup>3</sup>

Phantom section: Flat Section

Measurement Standard: DASYS (IEEE/IEC/ANSI C63.19-2007)

DASY Configuration:

- Probe: EX3DV4 - SN3798; ConvF(7.23, 7.23, 7.23); Calibrated: 7/25/2012
- Sensor-Surface: 2.5mm (Mechanical Surface Detection)
- Electronics: DAE4 Sn1245; Calibrated: 7/20/2012
- Phantom: Twin SAM Phantom; Type: QD 000 P40 CD; Serial: 1609
- DASYS 52.8.0(692); SEMCAD X 14.6.4(4989)

**WCDMA/Body Down Low CH9262/Area Scan (51x81x1):** Interpolated grid: dx=1.500 mm, dy=1.500 mm

Maximum value of SAR (interpolated) = 0.879 W/kg

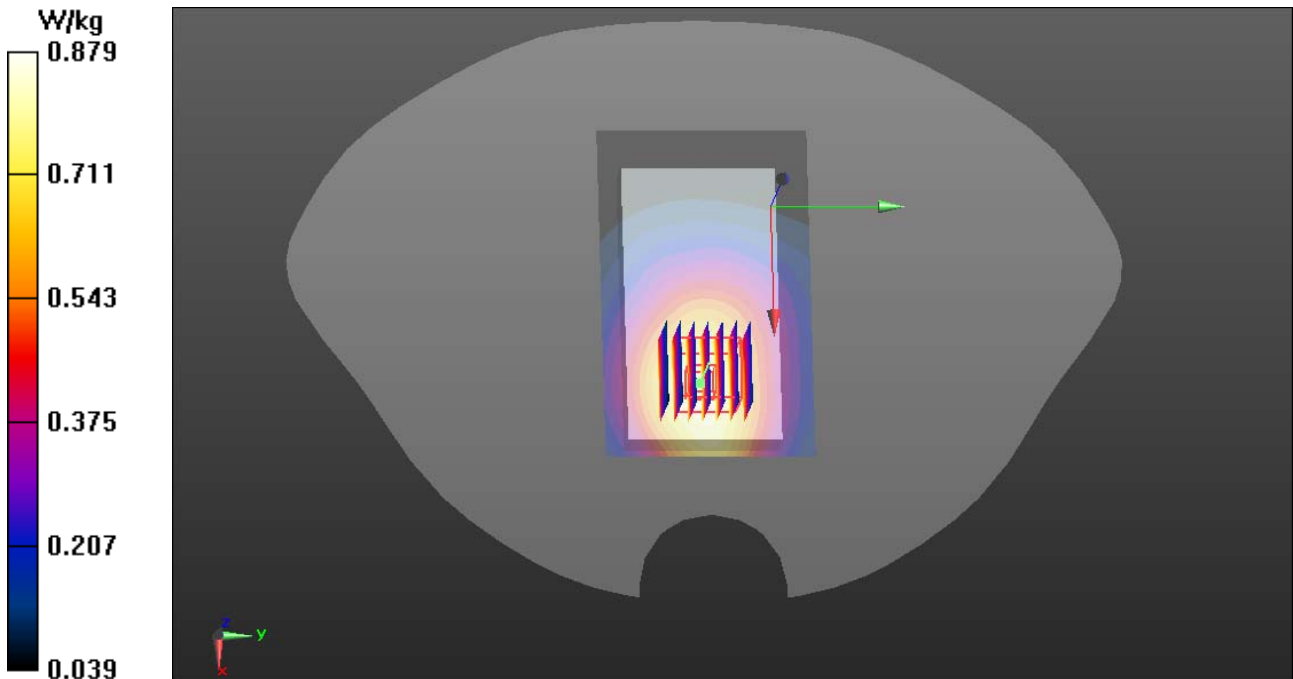
**WCDMA/Body Down Low CH9262/Zoom Scan (7x7x9)/Cube 0:** Measurement grid: dx=5mm, dy=5mm, dz=3mm

Reference Value = 14.275 V/m; Power Drift = 0.06 dB

Peak SAR (extrapolated) = 1.150 mW/g

**SAR(1 g) = 0.638 mW/g; SAR(10 g) = 0.375 mW/g**

Maximum value of SAR (measured) = 0.867 W/kg





Test Laboratory: Compliance Certification Services Inc.

October 12, 2012

**WCDMA Band V- Body Up Low CH4132**

**DUT: Mobile phone; Type: S729; Serial: N/A**

Communication System: FDD WCDMA; Communication System Band: Band V; Frequency: 826.4 MHz; Communication System PAR: 0 dB;

Ambient: Temperature: 21 °C Relative humidity: 58% Liquid : Temperature: 20 °C  
Medium parameters used:  $f = 826.4$  MHz;  $\sigma = 0.897$  mho/m;  $\epsilon_r = 41.78$ ;  $\rho = 1000$  kg/m<sup>3</sup>

Phantom section: Flat Section

Measurement Standard: DASYS (IEEE/IEC/ANSI C63.19-2007)

DASY Configuration:

- Probe: EX3DV4 - SN3798; ConvF(9.07, 9.07, 9.07); Calibrated: 7/25/2012
- Sensor-Surface: 3mm (Mechanical Surface Detection)
- Electronics: DAE4 Sn1245; Calibrated: 7/20/2012
- Phantom: Twin SAM Phantom; Type: QD 000 P40 CD; Serial: 1609
- DASYS 52.8.0(692); SEMCAD X 14.6.4(4989)

**Band V/Body Up Low CH4132/Area Scan (51x81x1):** Measurement grid: dx=15mm, dy=15mm

Maximum value of SAR (measured) = 0.378 mW/g

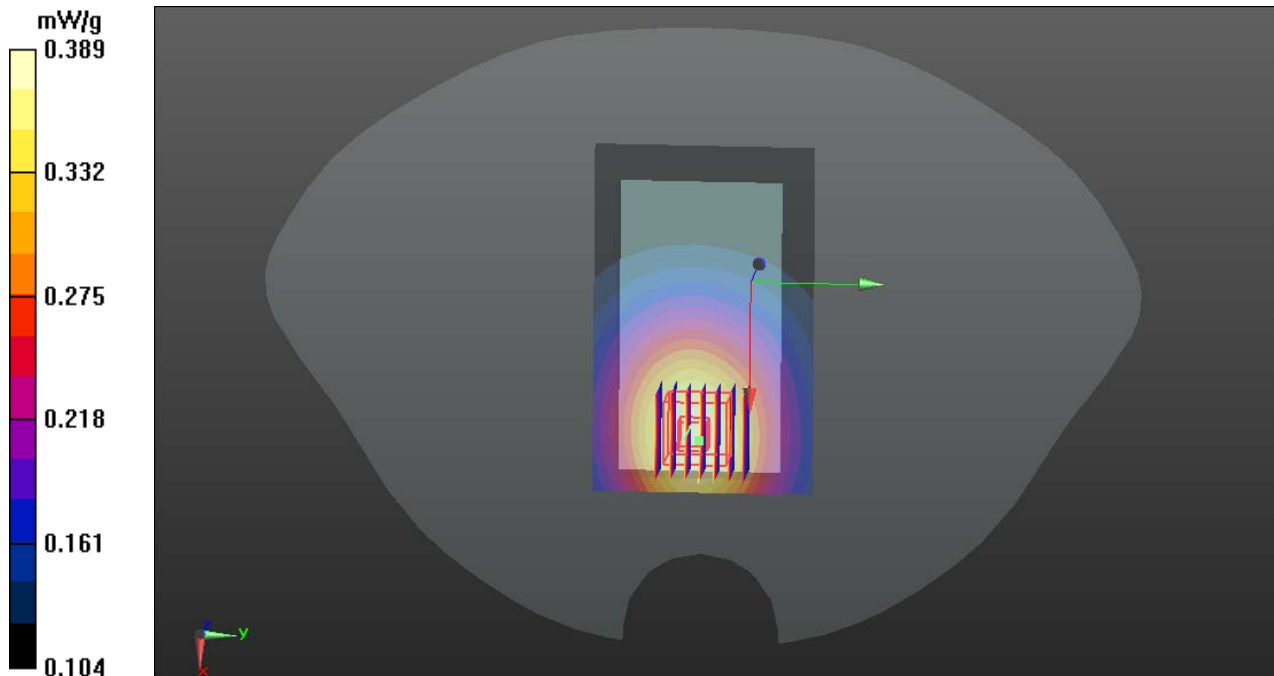
**Band V/Body Up Low CH4132/Zoom Scan (7x7x7)/Cube 0:** Measurement grid: dx=5mm, dy=5mm, dz=5mm

Reference Value = 7.621 V/m; Power Drift = 0.08 dB

Peak SAR (extrapolated) = 0.415 mW/g

**SAR(1 g) = 0.255 mW/g; SAR(10 g) = 0.140 mW/g**

Maximum value of SAR (measured) = 0.389 mW/g





Test Laboratory: Compliance Certification Services Inc.

October 12, 2012

**WCDMA Band V- Body Down Low CH4132**

**DUT: Mobile phone; Type: S729; Serial: N/A**

Communication System: FDD WCDMA; Communication System Band: Band V; Frequency: 826.4 MHz; Communication System PAR: 0 dB

Ambient: Temperature: 21 °C Relative humidity: 58% Liquid : Temperature: 20 °C

Medium parameters used:  $f = 826.4$  MHz;  $\sigma = 0.897$  mho/m;  $\epsilon_r = 41.78$ ;  $\rho = 1000$  kg/m<sup>3</sup>

Phantom section: Flat Section

Measurement Standard: DASYS (IEEE/IEC/ANSI C63.19-2007)

DASY Configuration:

- Probe: EX3DV4 - SN3798; ConvF(9.07, 9.07, 9.07); Calibrated: 7/25/2012
- Sensor-Surface: 2.5mm (Mechanical Surface Detection)
- Electronics: DAE4 Sn1245; Calibrated: 7/20/2012
- Phantom: Twin SAM Phantom; Type: QD 000 P40 CD; Serial: 1609
- DASYS 52.8.0(692); SEMCAD X 14.6.4(4989)

**Band V/Body Down Low CH4132/Area Scan (51x81x1):** Measurement grid: dx=15mm, dy=15mm

Maximum value of SAR (measured) = 0.431 mW/g

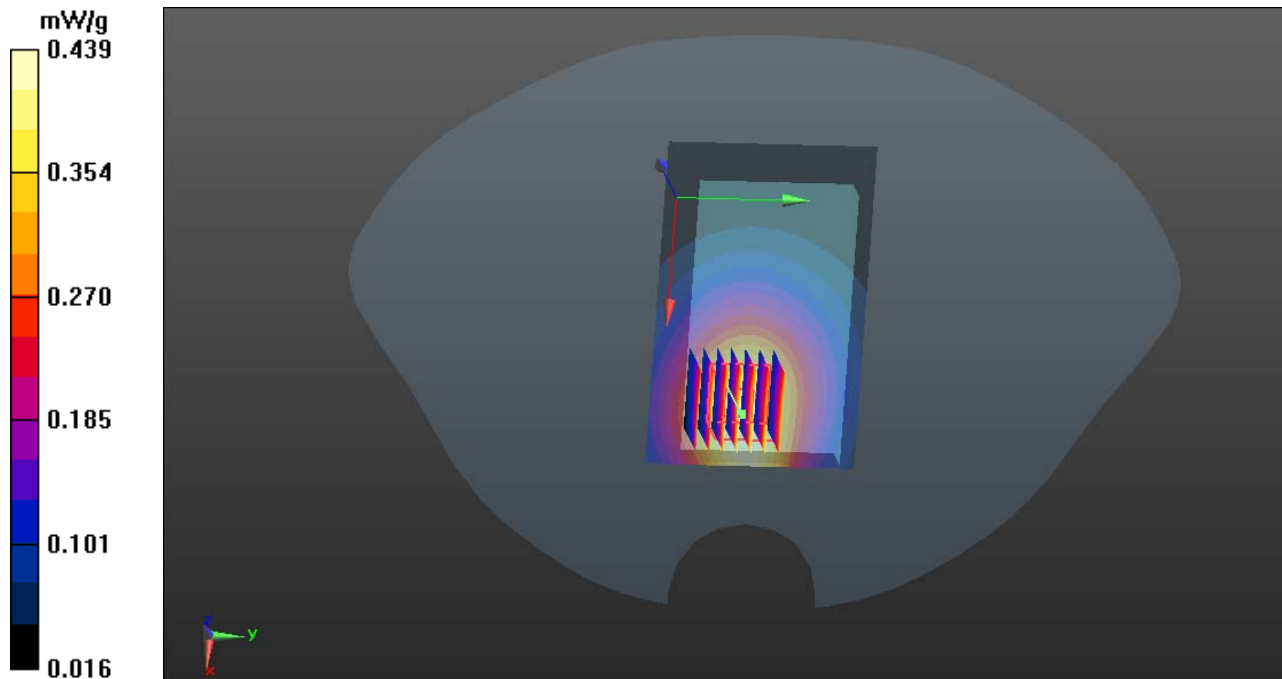
**Band V/Body Down Low CH4132/Zoom Scan (7x7x7)/Cube 0:** Measurement grid: dx=5mm, dy=5mm, dz=5mm

Reference Value = 7.524 V/m; Power Drift = 0.09 dB

Peak SAR (extrapolated) = 0.789 mW/g

**SAR(1 g) = 0.361 mW/g; SAR(10 g) = 0.222 mW/g**

Maximum value of SAR (measured) = 0.439mW/g





Test Laboratory: Compliance Certification Services Inc.

October 15, 2012

**IEEE 802.11b-Right Head Cheek Low CH1**

**DUT: Mobile phone; Type: S729; Serial: N/A**

Communication System: IEEE 802.11b; Communication System Band: ISM 2.4GHz Band; Frequency: 2412 MHz; Communication System PAR: 0 dB

Ambient: Temperature: 21 °C Relative humidity: 58% Liquid : Temperature: 20 °C

Medium parameters used (interpolated):  $f = 2412$  MHz;  $\sigma = 1.818$  mho/m;  $\epsilon_r = 37.997$ ;  $\rho = 1000$  kg/m<sup>3</sup>

Phantom section: Right Section

Measurement Standard: DASYS (IEEE/IEC/ANSI C63.19-2007)

DASY5 Configuration:

- Probe: EX3DV4 - SN3798; ConvF(7.07, 7.07, 7.07); Calibrated: 7/25/2012
- Sensor-Surface: 2.5mm (Mechanical Surface Detection)
- Electronics: DAE4 Sn1245; Calibrated: 7/20/2012
- Phantom: Twin SAM Phantom; Type: QD 000 P40 CD; Serial: 1609
- Measurement SW: DASYS2, Version 52.6 (1); SEMCAD X Version 14.4.2 (2595)

**IEEE 802.11b/Right Cheek Low CH1/Area Scan (51x81x1):** Measurement grid: dx=15mm, dy=15mm

Maximum value of SAR (measured) = 0.247 mW/g

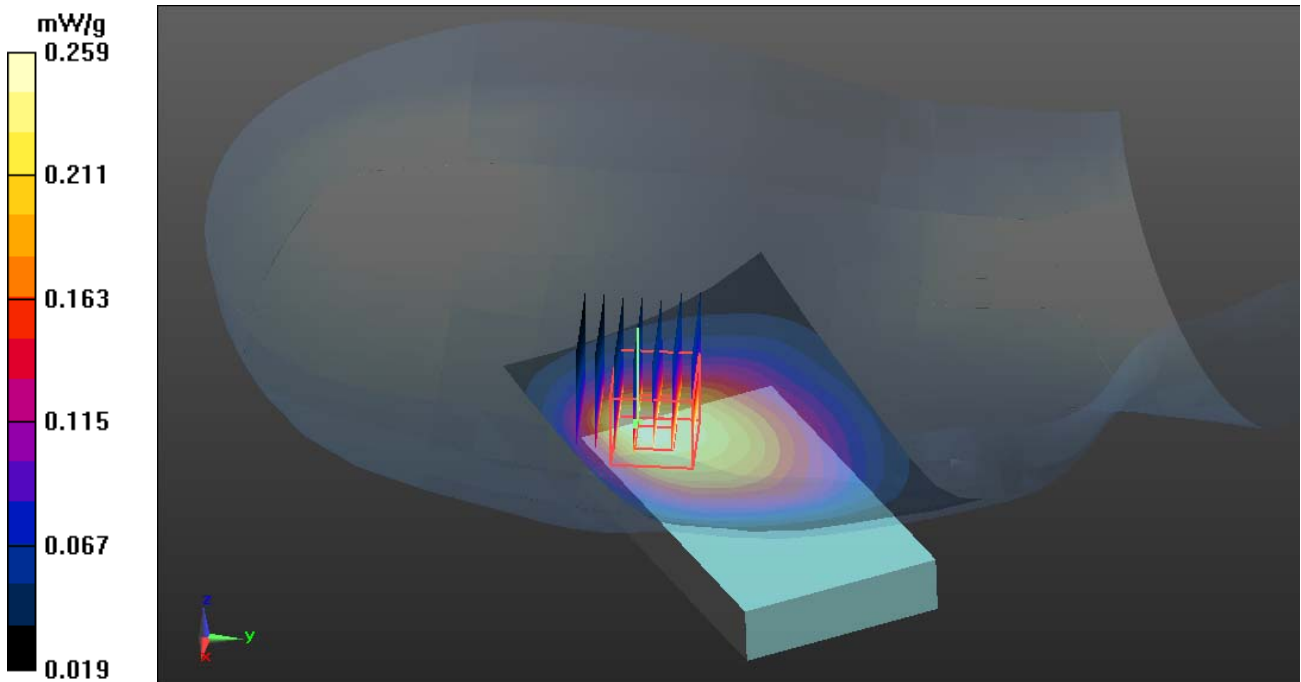
**IEEE 802.11b/Right Cheek Low CH1/Zoom Scan (7x7x7)/Cube 0:** Measurement grid: dx=5mm, dy=5mm, dz=5mm

Reference Value = 12.730 V/m; Power Drift = 0.05 dB

Peak SAR (extrapolated) = 0.562 W/kg

**SAR(1 g) = 0.201mW/g; SAR(10 g) = 0.109 mW/g**

Maximum value of SAR (measured) = 0.259 mW/g





Test Laboratory: Compliance Certification Services Inc.

October 15, 2012

**IEEE 802.11b-Right Head Tilted Low CH1**

**DUT: Mobile phone; Type: S729; Serial: N/A**

Communication System: IEEE 802.11b; Communication System Band: ISM 2.4GHz Band; Frequency: 2412 MHz; Communication System PAR: 0 dB

Ambient: Temperature: 21 °C Relative humidity: 58% Liquid : Temperature: 20 °C

Medium parameters used (interpolated):  $f = 2412$  MHz;  $\sigma = 1.817$  mho/m;  $\epsilon_r = 38.149$ ;  $\rho = 1000$  kg/m<sup>3</sup>

Phantom section: Right Section

Measurement Standard: DASYS (IEEE/IEC/ANSI C63.19-2007)

DASY5 Configuration:

- Probe: EX3DV4 - SN3798; ConvF(7.07, 7.07, 7.07); Calibrated: 7/25/2012
- Sensor-Surface: 2.5mm (Mechanical Surface Detection)
- Electronics: DAE4 Sn1245; Calibrated: 7/20/2012
- Phantom: Twin SAM Phantom; Type: QD 000 P40 CD; Serial: 1609
- Measurement SW: DASYS2, Version 52.6 (1); SEMCAD X Version 14.4.2 (2595)

**IEEE 802.11b/Right Tilted Low CH1/Area Scan (51x81x1):** Measurement grid: dx=15mm, dy=15mm

Maximum value of SAR (measured) = 0.462 mW/g

**IEEE 802.11b/Right Tilted Low CH1/Zoom Scan (7x7x7)/Cube 0:** Measurement grid: dx=5mm, dy=5mm, dz=5mm

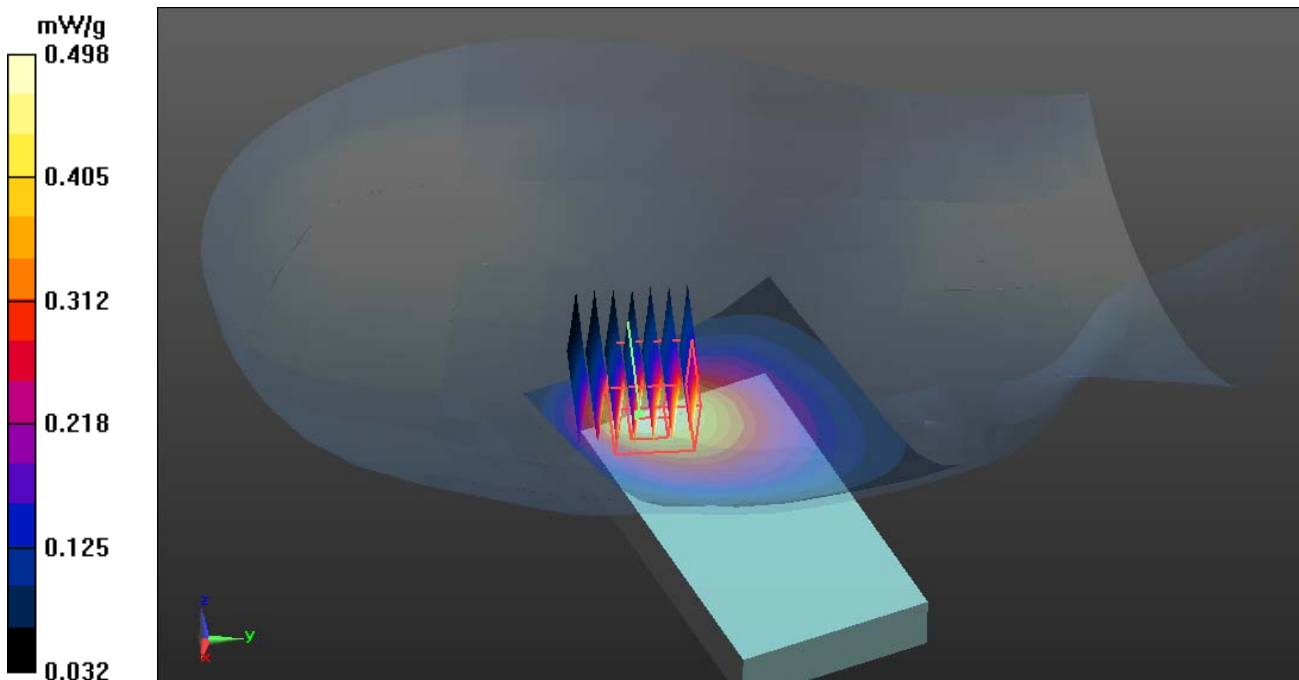
Reference Value = 11.717 V/m; Power Drift = 0.09 dB

Peak SAR (extrapolated) = 0.755 W/kg

Peak SAR (extrapolated) = 0.755 W/kg

**SAR(1 g) = 0.305 mW/g; SAR(10 g) = 0.228 mW/g**

Maximum value of SAR (measured) = 0.498 mW/g







Test Laboratory: Compliance Certification Services Inc.

October 15, 2012

**IEEE 802.11b-Left Head Cheek Low CH1**

**DUT: Mobile phone; Type: S729; Serial: N/A**

Communication System: IEEE 802.11b; Communication System Band: ISM 2.4GHz Band; Frequency: 2412 MHz; Communication System PAR: 0 dB

Ambient: Temperature: 21 °C Relative humidity: 58% Liquid : Temperature: 20 °C

Medium parameters used (interpolated):  $f = 2412$  MHz;  $\sigma = 1.823$  mho/m;  $\epsilon_r = 38.149$ ;  $\rho = 1000$  kg/m<sup>3</sup>

Phantom section: Left Section

Measurement Standard: DASYS (IEEE/IEC/ANSI C63.19-2007)

DASY5 Configuration:

- Probe: EX3DV4 - SN3798; ConvF(7.07, 7.07, 7.07); Calibrated: 7/25/2012
- Sensor-Surface: 2.5mm (Mechanical Surface Detection)
- Electronics: DAE4 Sn1245; Calibrated: 7/20/2012
- Phantom: Twin SAM Phantom; Type: QD 000 P40 CD; Serial: 1609
- Measurement SW: DASYS2, Version 52.6 (1); SEMCAD X Version 14.4.2 (2595)

**IEEE 802.11b /Left Cheek Low CH1/Area Scan (51x81x1):** Measurement grid: dx=15mm, dy=15mm

Maximum value of SAR (measured) = 0.307 mW/g

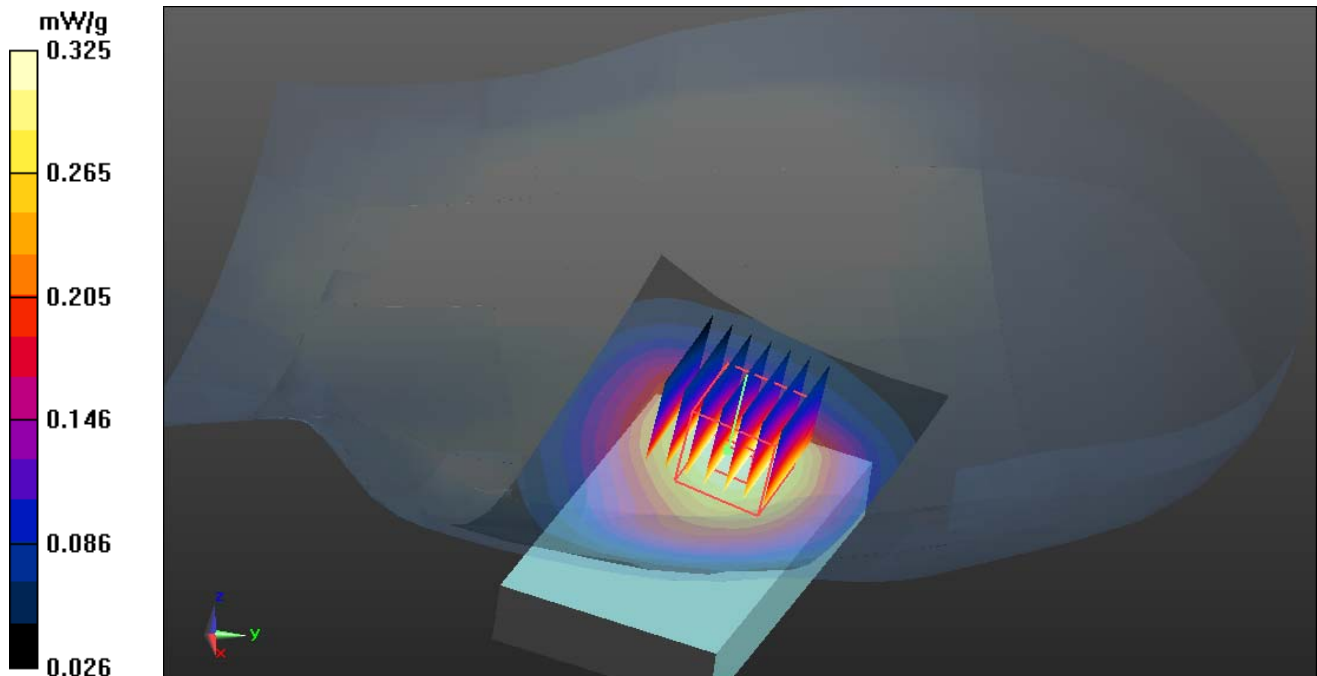
**IEEE 802.11b /Left Cheek Low CH1/Zoom Scan (7x7x7)/Cube 0:** Measurement grid: dx=5mm, dy=5mm, dz=5mm

Reference Value = 11.497 V/m; Power Drift = -0.12 dB

Peak SAR (extrapolated) = 0.736 W/kg

**SAR(1 g) = 0.218 mW/g; SAR(10 g) = 0.159 mW/g**

Maximum value of SAR (measured) = 0.325 mW/g





Test Laboratory: Compliance Certification Services Inc.

October 15, 2012

**IEEE 802.11b-Left Head Tilted Low CH1**

**DUT: Mobile phone; Type: S729; Serial: N/A**

Communication System: IEEE 802.11b; Communication System Band: ISM 2.4GHz Band; Frequency: 2412 MHz; Communication System PAR: 0 dB

Ambient: Temperature: 21 °C Relative humidity: 58% Liquid : Temperature: 20 °C

Medium parameters used (interpolated):  $f = 2412$  MHz;  $\sigma = 1.823$  mho/m;  $\epsilon_r = 38.149$ ;  $\rho = 1000$  kg/m<sup>3</sup>

Phantom section: Left Section

Measurement Standard: DASYS (IEEE/IEC/ANSI C63.19-2007)

DASY5 Configuration:

- Probe: EX3DV4 - SN3798; ConvF(7.07, 7.07, 7.07); Calibrated: 7/25/2012
- Sensor-Surface: 2.5mm (Mechanical Surface Detection)
- Electronics: DAE4 Sn1245; Calibrated: 7/20/2012
- Phantom: Twin SAM Phantom; Type: QD 000 P40 CD; Serial: 1609
- Measurement SW: DASYS2, Version 52.6 (1); SEMCAD X Version 14.4.2 (2595)

**IEEE 802.11b /Left Tilted Low CH1/Area Scan (51x81x1):** Measurement grid: dx=15mm, dy=15mm

Maximum value of SAR (measured) = 0.312 mW/g


**IEEE 802.11b /Left Tilted Low CH1/Zoom Scan (7x7x7)/Cube 0:** Measurement grid: dx=5mm, dy=5mm, dz=5mm

Reference Value = 13.032 V/m; Power Drift = 0.08 dB

Peak SAR (extrapolated) = 0.460 W/kg

**SAR(1 g) = 0.215 mW/g; SAR(10 g) = 0.135 mW/g**

Maximum value of SAR (measured) = 0.338 mW/g





Test Laboratory: Compliance Certification Services Inc.

October 15, 2012

**IEEE 802.11b- Body Up Low CH1**

**DUT: Mobile phone; Type: S729; Serial: N/A**

Communication System: IEEE 802.11b; Communication System Band: ISM 2.4GHz Band; Frequency: 2412 MHz; Communication System PAR: 0 dB

Ambient: Temperature: 21 °C Relative humidity: 58% Liquid : Temperature: 20 °C

Medium parameters used (interpolated):  $f = 2412$  MHz;  $\sigma = 1.948$  mho/m;  $\epsilon_r = 52.68$ ;  $\rho = 1000$  kg/m<sup>3</sup>

Phantom section: Flat Section

Measurement Standard: DASYS (IEEE/IEC/ANSI C63.19-2007)

DASY5 Configuration:

- Probe: EX3DV4 - SN3798; ConvF(7.06, 7.06, 7.06); Calibrated: 7/25/2012
- Sensor-Surface: 2.5mm (Mechanical Surface Detection)
- Electronics: DAE4 Sn1245; Calibrated: 7/20/2012
- Phantom: Twin SAM Phantom; Type: QD 000 P40 CD; Serial: 1609
- Measurement SW: DASYS2, Version 52.6 (1); SEMCAD X Version 14.4.2 (2595)

**IEEE 802.11b /802.11b Body Up Low CH1/Area Scan (51x81x1):** Measurement grid: dx=15mm, dy=15mm

Maximum value of SAR (measured) = 0.125 mW/g

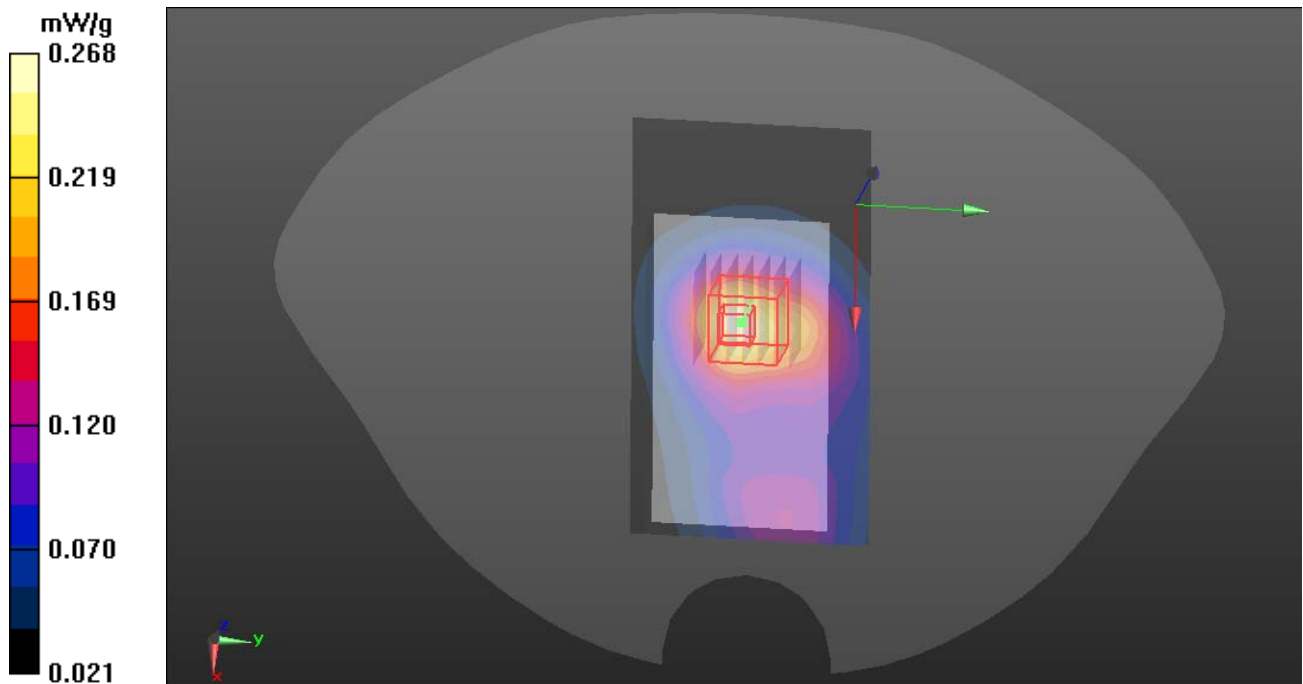
**IEEE 802.11b /802.11b Body Up Low CH1/Zoom Scan (7x7x7)/Cube 0:** Measurement grid: dx=5mm, dy=5mm, dz=5mm

Reference Value = 9.785 V/m; Power Drift = 0.08 dB

Peak SAR (extrapolated) = 0.378 W/kg

**SAR(1 g) = 0.202 mW/g; SAR(10 g) = 0.111 mW/g**

Maximum value of SAR (measured) = 0.268 mW/g





Test Laboratory: Compliance Certification Services Inc.

October 15, 2012

**IEEE 802.11b- Body Down Low CH1**

**DUT: Mobile phone; Type: S729; Serial: N/A**

Communication System: IEEE 802.11b; Communication System Band: ISM 2.4GHz Band; Frequency: 2412 MHz; Communication System PAR: 0 dB

Ambient: Temperature: 21 °C Relative humidity: 58% Liquid : Temperature: 20 °C

Medium parameters used (interpolated):  $f = 2412$  MHz;  $\sigma = 1.948$  mho/m;  $\epsilon_r = 52.68$ ;  $\rho = 1000$  kg/m<sup>3</sup>

Phantom section: Flat Section

Measurement Standard: DASYS (IEEE/IEC/ANSI C63.19-2007)

DASY5 Configuration:

- Probe: EX3DV4 - SN3798; ConvF(7.06, 7.06, 7.06); Calibrated: 7/25/2012
- Sensor-Surface: 2.5mm (Mechanical Surface Detection)
- Electronics: DAE4 Sn1245; Calibrated: 7/20/2012
- Phantom: Twin SAM Phantom; Type: QD 000 P40 CD; Serial: 1609
- Measurement SW: DASYS2, Version 52.6 (1); SEMCAD X Version 14.4.2 (2595)

**IEEE 802.11b /802.11b Body Down Low CH1/Area Scan (51x81x1):** Measurement grid: dx=15mm, dy=15mm

Maximum value of SAR (measured) = 0.544 mW/g

**IEEE 802.11b /802.11b Body Down Low CH1/Zoom Scan (7x7x7)/Cube 0:** Measurement grid:

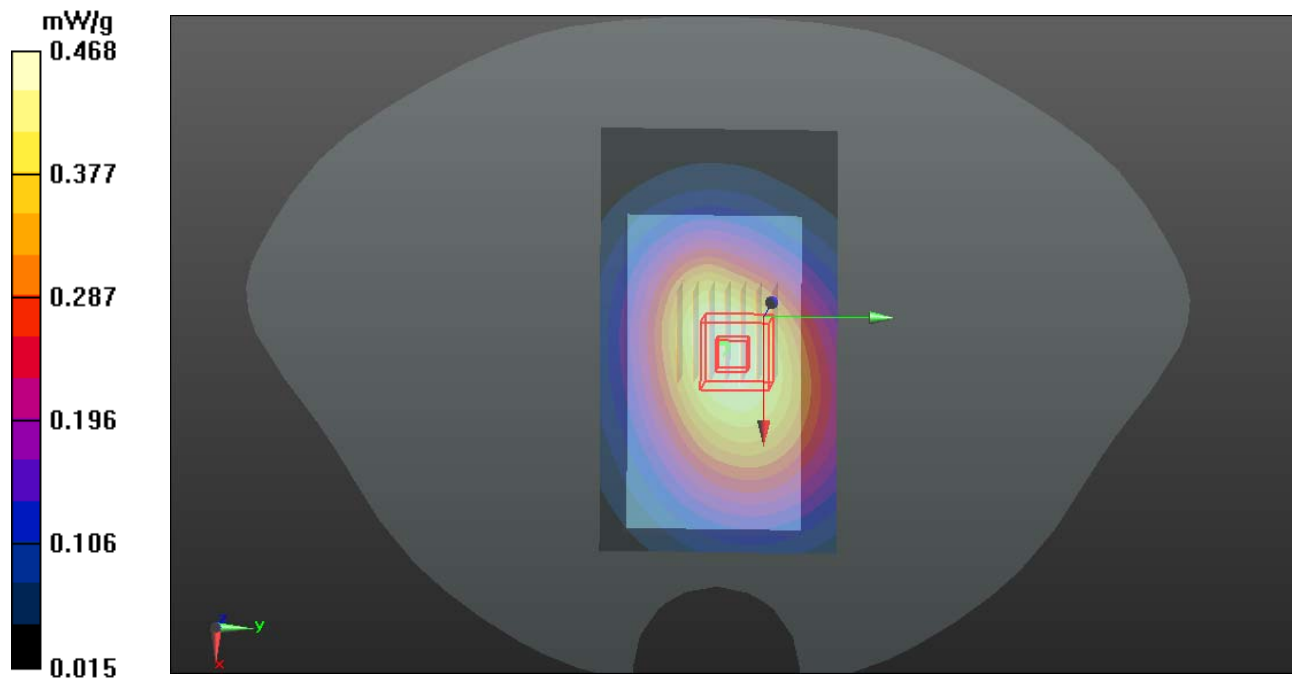
dx=5mm, dy=5mm, dz=5mm

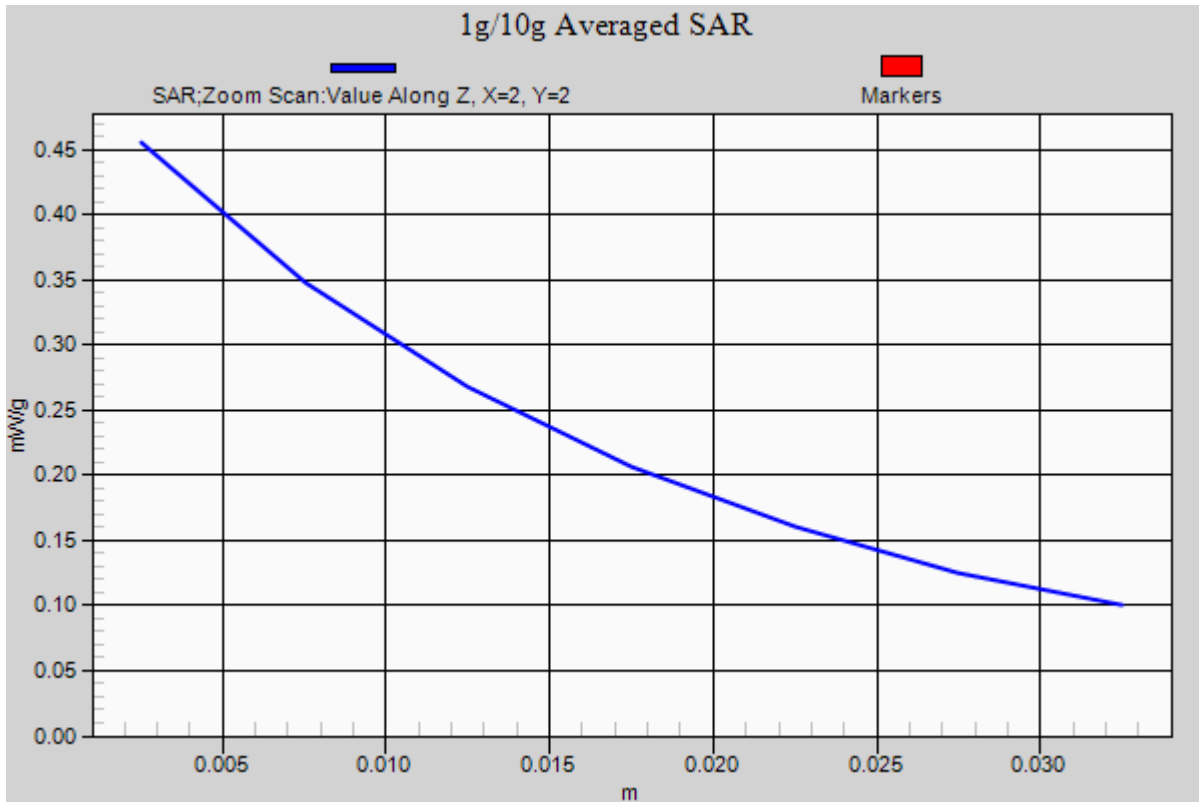
Reference Value = 8.020 V/m; Power Drift = -0.05 dB

Peak SAR (extrapolated) = 0.638 W/kg

**SAR(1 g) = 0.321 mW/g; SAR(10 g) = 0.223 mW/g**

Maximum value of SAR (measured) = 0.468 mW/g







Test Laboratory: Compliance Certification Services Inc.

October 12, 2012

**GSM 850-Body-Hotspot Up Low CH128**

**DUT: Mobile phone; Type: S729; Serial: N/A**

Communication System: Generic GSM; Communication System Band: GSM 850 (824.2 - 848.8 MHz);

Frequency: 824.2 MHz; Communication System PAR: 9.03 dB

Ambient: Temperature: 21 °C Relative humidity: 58% Liquid : Temperature: 20 °C

Medium parameters used (interpolated):  $f = 824.2$  MHz;  $\sigma = 0.969$  mho/m;  $\epsilon_r = 55.572$ ;  $\rho = 1000$  kg/m<sup>3</sup>

Phantom section: Flat Section

Measurement Standard: DASYS (IEEE/IEC/ANSI C63.19-2007)

DASY Configuration:

- Probe: EX3DV4 - SN3798; ConvF(9.07, 9.07, 9.07); Calibrated: 7/25/2012
- Sensor-Surface: 2.5mm (Mechanical Surface Detection)
- Electronics: DAE4 Sn1245; Calibrated: 7/20/2012
- Phantom: Twin SAM Phantom; Type: QD 000 P40 CD; Serial: 1609
- DASY52 52.8.0(692); SEMCAD X 14.6.4(4989)

**GSM850/ Up Low CH128/Area Scan (51x81x1):** Measurement grid: dx=15mm, dy=15mm

Maximum value of SAR (measured) = 0.402 mW/g

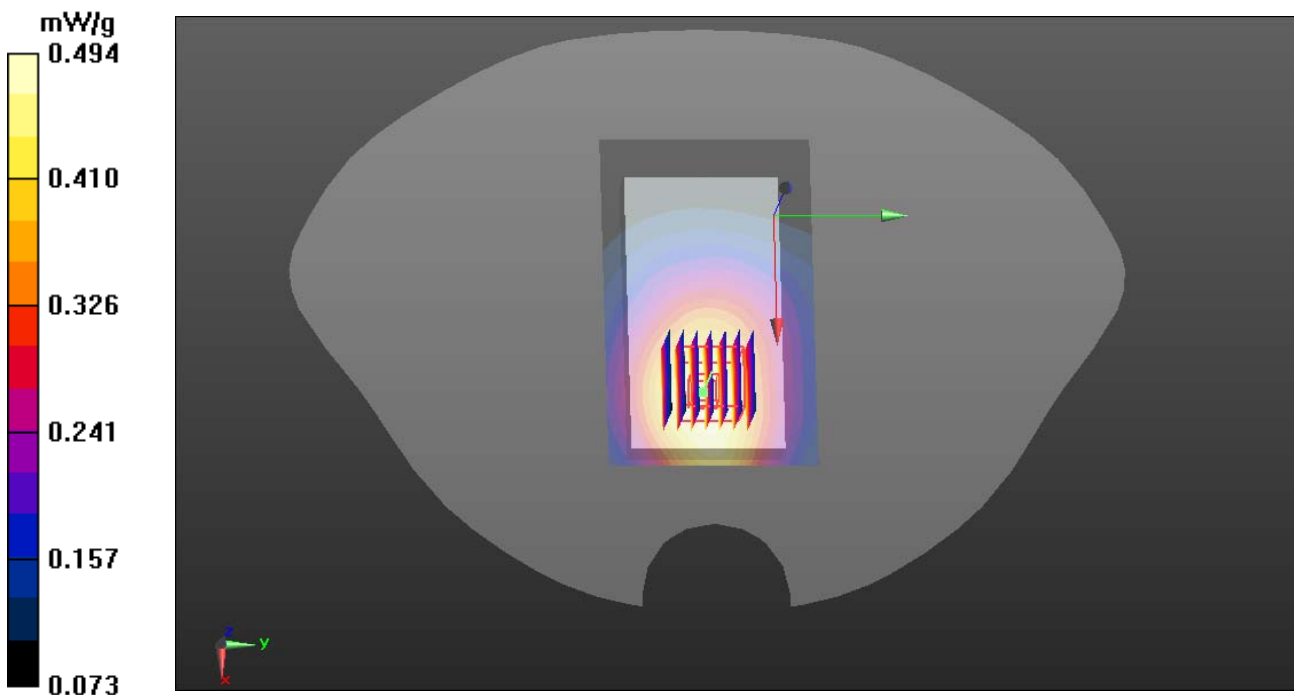
**GSM850/ Up Low CH128/Zoom Scan (7x7x7)/Cube 0:** Measurement grid: dx=5mm, dy=5mm, dz=5mm

Reference Value = 8.622 V/m; Power Drift = -0.02 dB

Peak SAR (extrapolated) = 0.453 W/kg

**SAR(1 g) = 0.342 mW/g; SAR(10 g) = 0.215 mW/g**

Maximum value of SAR (measured) = 0.494 mW/g





Test Laboratory: Compliance Certification Services Inc.

October 12, 2012

**GSM 850-Body-Hotspot Down Low CH128**

**DUT: Mobile phone; Type: S729; Serial: N/A**

Communication System: Generic GSM; Communication System Band: GSM 850 (824.2 - 848.8 MHz);

Frequency: 824.2 MHz; Communication System PAR: 9.03 dB

Ambient: Temperature: 21 °C Relative humidity: 58% Liquid : Temperature: 20 °C

Medium parameters used (interpolated):  $f = 824.2$  MHz;  $\sigma = 0.969$  mho/m;  $\epsilon_r = 55.572$ ;  $\rho = 1000$  kg/m<sup>3</sup>

Phantom section: Flat Section

Measurement Standard: DASYS (IEEE/IEC/ANSI C63.19-2007)

DASY Configuration:

- Probe: EX3DV4 - SN3798; ConvF(9.07, 9.07, 9.07); Calibrated: 7/25/2012
- Sensor-Surface: 2.5mm (Mechanical Surface Detection)
- Electronics: DAE4 Sn1245; Calibrated: 7/20/2012
- Phantom: Twin SAM Phantom; Type: QD 000 P40 CD; Serial: 1609
- DASYS 52.8.0(692); SEMCAD X 14.6.4(4989)

**GSM850/ Down Low CH128/Area Scan (51x81x1):** Measurement grid: dx=15mm, dy=15mm

Maximum value of SAR (measured) = 0.568 mW/g


**GSM850/ Down Low CH128/Zoom Scan (7x7x7)/Cube 0:** Measurement grid: dx=5mm, dy=5mm, dz=5mm

Reference Value = 9.693 V/m; Power Drift = 0.06 dB

Peak SAR (extrapolated) = 0.857 W/kg

**SAR(1 g) = 0.504 mW/g; SAR(10 g) = 0.345 mW/g**

Maximum value of SAR (measured) = 0.576 mW/g





Test Laboratory: Compliance Certification Services Inc.

October 12, 2012

**GSM 850-Body-Hotspot Bottom Low CH128**

**DUT: Mobile phone; Type: S729; Serial: N/A**

Communication System: Generic GSM; Communication System Band: GSM 850 (824.2 - 848.8 MHz);

Frequency: 848.6 MHz; Communication System PAR: 9.03 dB

Ambient: Temperature: 21 °C Relative humidity: 58% Liquid : Temperature: 20 °C

Medium parameters used (interpolated):  $f = 824.2$  MHz;  $\sigma = 0.969$  mho/m;  $\epsilon_r = 55.572$ ;  $\rho = 1000$  kg/m<sup>3</sup>

Phantom section: Flat Section

Measurement Standard: DAS5 (IEEE/IEC/ANSI C63.19-2007)

DASY Configuration:

- Probe: EX3DV4 - SN3798; ConvF(9.07, 9.07, 9.07); Calibrated: 7/25/2012
- Sensor-Surface: 2.5mm (Mechanical Surface Detection)
- Electronics: DAE4 Sn1245; Calibrated: 7/20/2012
- Phantom: Twin SAM Phantom; Type: QD 000 P40 CD; Serial: 1609
- DASY52 52.8.0(692); SEMCAD X 14.6.4(4989)

**GSM850/ Bottom Low CH128/Area Scan (51x31x1):** Measurement grid: dx=15mm, dy=15mm

Maximum value of SAR (measured) = 0.459 mW/g

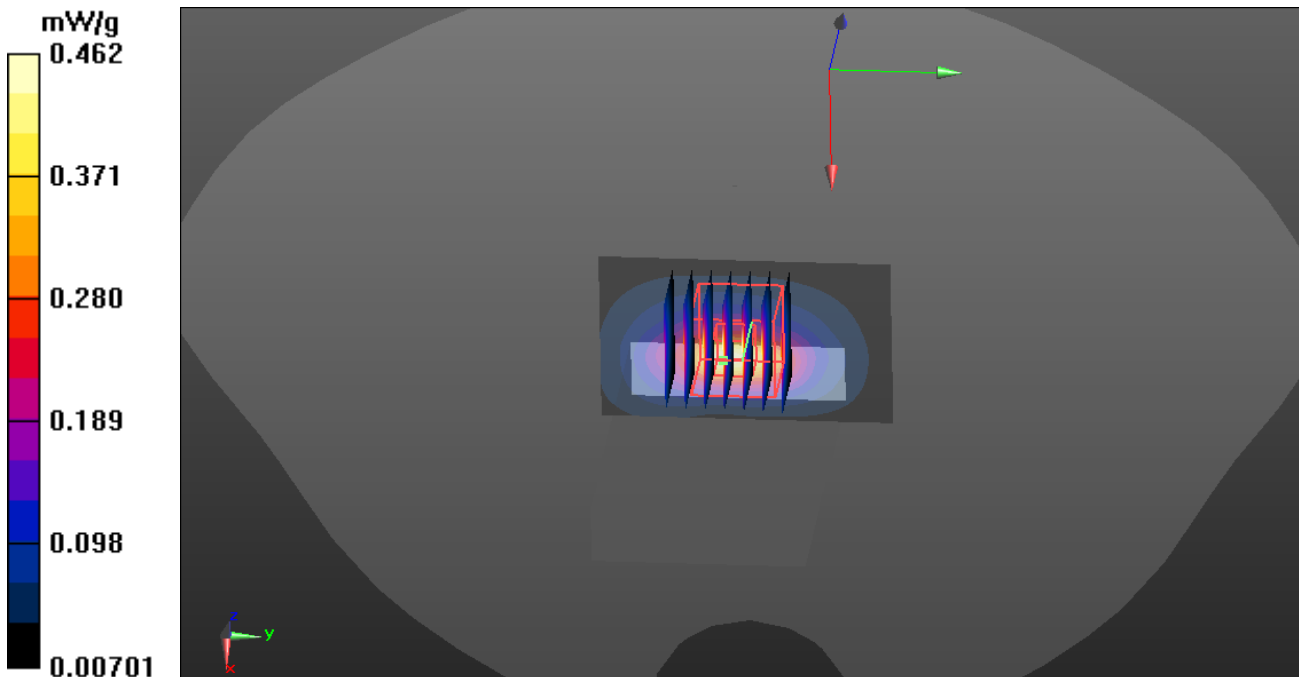
**GSM850/ Bottom Low CH128/Zoom Scan (7x7x7)/Cube 0:** Measurement grid: dx=5mm, dy=5mm, dz=5mm

Reference Value = 10.770 V/m; Power Drift = -0.02 dB

Peak SAR (extrapolated) = 0.756 W/kg

**SAR(1 g) = 0.381 mW/g; SAR(10 g) = 0.231 mW/g**

Maximum value of SAR (measured) = 0.462 mW/g







Test Laboratory: Compliance Certification Services Inc.

October 12, 2012

**GSM 850-Body-Hotspot Right Low CH128**

**DUT: Mobile phone; Type: S729; Serial: N/A**

Communication System: Generic GSM; Communication System Band: GSM 850 (824.2 - 848.8 MHz);

Frequency: 848.6 MHz; Communication System PAR: 9.03 dB

Ambient: Temperature: 21 °C Relative humidity: 58% Liquid : Temperature: 20 °C

Medium parameters used (interpolated):  $f = 824.2$  MHz;  $\sigma = 0.969$  mho/m;  $\epsilon_r = 55.572$ ;  $\rho = 1000$  kg/m<sup>3</sup>

Phantom section: Flat Section

Measurement Standard: DASYS (IEEE/IEC/ANSI C63.19-2007)

DASY Configuration:

- Probe: EX3DV4 - SN3798; ConvF(9.07, 9.07, 9.07); Calibrated: 7/25/2012
- Sensor-Surface: 2.5mm (Mechanical Surface Detection)
- Electronics: DAE4 Sn1245; Calibrated: 7/20/2012
- Phantom: Twin SAM Phantom; Type: QD 000 P40 CD; Serial: 1609
- DASYS 52.8.0(692); SEMCAD X 14.6.4(4989)

**GSM850/ Right Low CH128/Area Scan (81x31x1):** Measurement grid: dx=15mm, dy=15mm

Maximum value of SAR (measured) = 0.214 mW/g

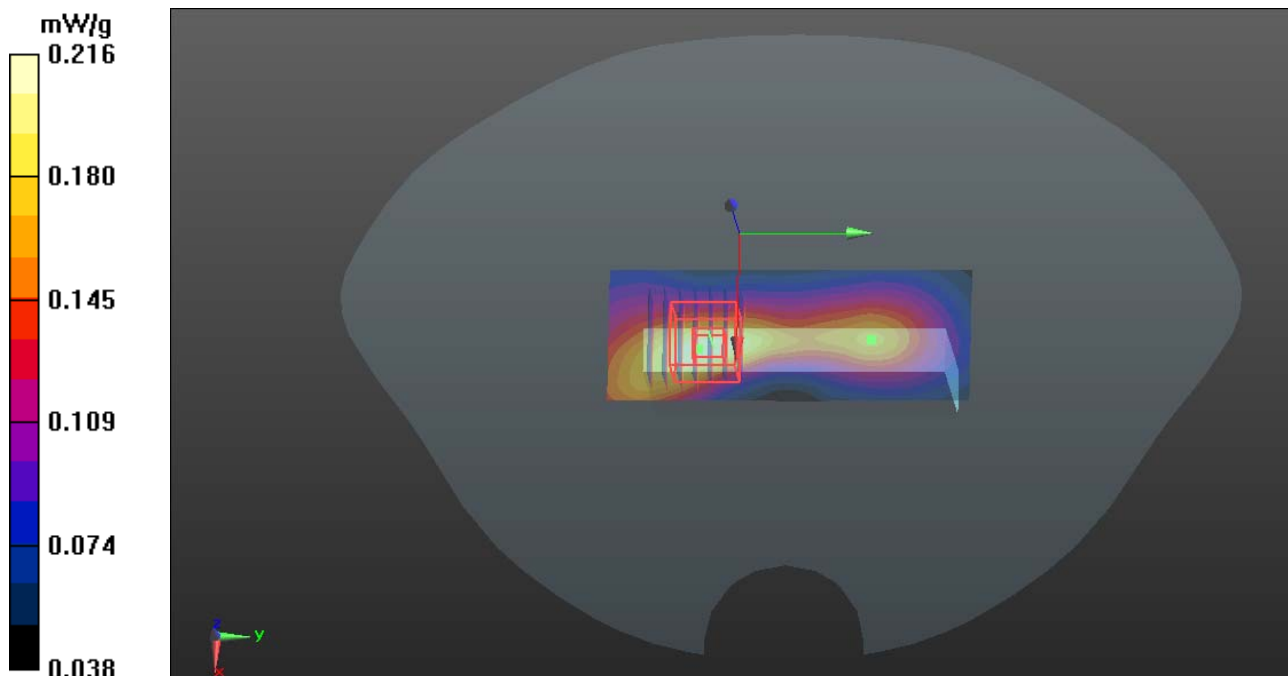
**GSM850/ Right Low CH128/Zoom Scan (7x7x7)/Cube 0:** Measurement grid: dx=5mm, dy=5mm, dz=5mm

Reference Value = 16.427 V/m; Power Drift = -0.02 dB

Peak SAR (extrapolated) = 0.535 W/kg

**SAR(1 g) = 0.153 mW/g; SAR(10 g) = 0.105 mW/g**

Maximum value of SAR (measured) = 0.216 mW/g





Test Laboratory: Compliance Certification Services Inc.

October 12, 2012

**GSM 850-Body-Hotspot Left Low CH128**

**DUT: Mobile phone; Type: S729; Serial: N/A**

Communication System: Generic GSM; Communication System Band: GSM 850 (824.2 - 848.8 MHz);

Frequency: 848.6 MHz; Communication System PAR: 9.03 dB

Ambient: Temperature: 21 °C Relative humidity: 58% Liquid : Temperature: 20 °C

Medium parameters used (interpolated):  $f = 824.2$  MHz;  $\sigma = 0.969$  mho/m;  $\epsilon_r = 55.572$ ;  $\rho = 1000$  kg/m<sup>3</sup>

Phantom section: Flat Section

Measurement Standard: DASYS (IEEE/IEC/ANSI C63.19-2007)

DASY Configuration:

- Probe: EX3DV4 - SN3798; ConvF(9.07, 9.07, 9.07); Calibrated: 7/25/2012
- Sensor-Surface: 2.5mm (Mechanical Surface Detection)
- Electronics: DAE4 Sn1245; Calibrated: 7/20/2012
- Phantom: Twin SAM Phantom; Type: QD 000 P40 CD; Serial: 1609
- DASYS 52.8.0(692); SEMCAD X 14.6.4(4989)

**GSM850/ Left Low CH128/Area Scan (81x31x1):** Measurement grid: dx=15mm, dy=15mm

Maximum value of SAR (measured) = 0.200 mW/g

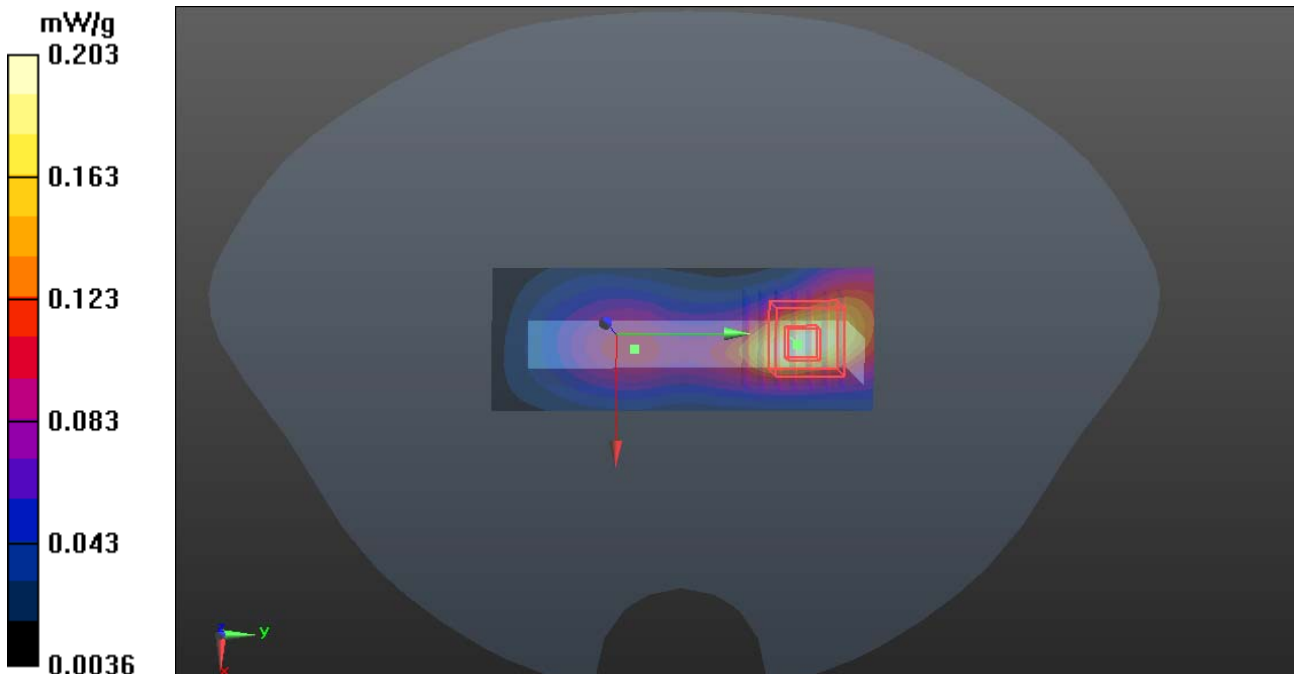
**GSM850/ Left Low CH128/Zoom Scan (7x7x7)/Cube 0:** Measurement grid: dx=5mm, dy=5mm, dz=5mm

Reference Value = 10.081 V/m; Power Drift = 0.07 dB

Peak SAR (extrapolated) = 0.554 W/kg

**SAR(1 g) = 0.143 mW/g; SAR(10 g) = 0.101 mW/g**

Maximum value of SAR (measured) = 0.203 mW/g





Test Laboratory: Compliance Certification Services Inc.

October 12, 2012

**GPRS850-Body-Hotspot Up Low CH128**

**DUT: Mobile phone; Type: S729; Serial: N/A**

Communication System: GPRS; Communication System Band: GPRS850 (824.2 - 848.8 MHz);

Frequency: 824.2 MHz; Communication System PAR: 3.01 dB

Ambient: Temperature: 21 °C Relative humidity: 58% Liquid : Temperature: 20 °C

Medium parameters used (interpolated):  $f = 824.2$  MHz;  $\sigma = 0.969$  mho/m;  $\epsilon_r = 55.572$ ;  $\rho = 1000$  kg/m<sup>3</sup>

Phantom section: Flat Section

Measurement Standard: DASYS (IEEE/IEC/ANSI C63.19-2007)

DASY Configuration:

- Probe: EX3DV4 - SN3798; ConvF(9.07, 9.07, 9.07); Calibrated: 7/25/2012
- Sensor-Surface: 2.5mm (Mechanical Surface Detection)
- Electronics: DAE4 Sn1245; Calibrated: 7/20/2012
- Phantom: Twin SAM Phantom; Type: QD 000 P40 CD; Serial: 1609
- DASY52 52.8.0(692); SEMCAD X 14.6.4(4989)

**GPRS850/ Up Low CH128/Area Scan (51x81x1):** Measurement grid: dx=15mm, dy=15mm

Maximum value of SAR (measured) = 0.402 mW/g

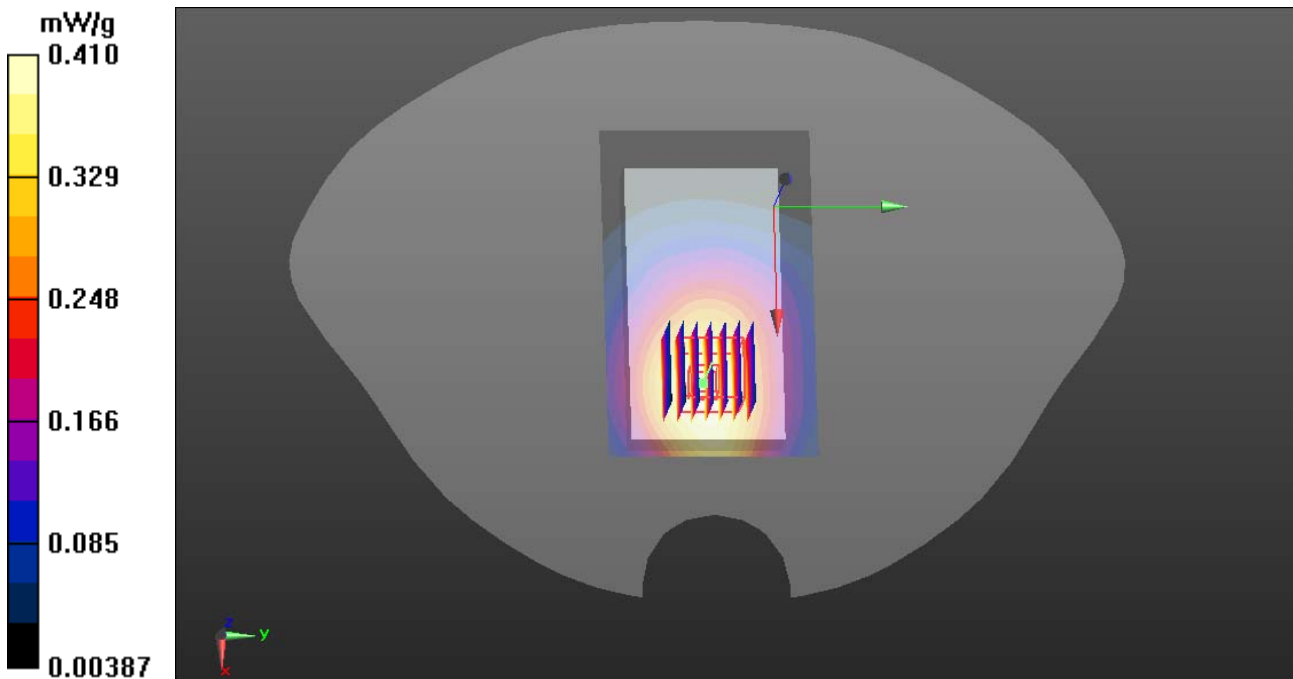
**GPRS850/ Up Low CH128/Zoom Scan (7x7x7)/Cube 0:** Measurement grid: dx=5mm, dy=5mm, dz=5mm

Reference Value = 8.622 V/m; Power Drift = -0.03 dB

Peak SAR (extrapolated) = 0.653 W/kg

**SAR(1 g) = 0.321 mW/g; SAR(10 g) = 0.217 mW/g**

Maximum value of SAR (measured) = 0.410 mW/g





Test Laboratory: Compliance Certification Services Inc.

October 12, 2012

**GPRS850-Body-Hotspot Down Low CH128**

**DUT: Mobile phone; Type: S729; Serial: N/A**

Communication System: GPRS; Communication System Band: GPRS850 (824.2 - 848.8 MHz);

Frequency: 824.2 MHz; Communication System PAR: 3.01 dB

Ambient: Temperature: 21 °C Relative humidity: 58% Liquid : Temperature: 20 °C

Medium parameters used (interpolated):  $f = 824.2$  MHz;  $\sigma = 0.969$  mho/m;  $\epsilon_r = 55.572$ ;  $\rho = 1000$  kg/m<sup>3</sup>

Phantom section: Flat Section

Measurement Standard: DASYS (IEEE/IEC/ANSI C63.19-2007)

DASY Configuration:

- Probe: EX3DV4 - SN3798; ConvF(9.07, 9.07, 9.07); Calibrated: 7/25/2012
- Sensor-Surface: 2.5mm (Mechanical Surface Detection)
- Electronics: DAE4 Sn1245; Calibrated: 7/20/2012
- Phantom: Twin SAM Phantom; Type: QD 000 P40 CD; Serial: 1609
- DASYS 52.8.0(692); SEMCAD X 14.6.4(4989)

**GPRS850/ Down Low CH128/Area Scan (51x81x1):** Measurement grid: dx=15mm, dy=15mm

Maximum value of SAR (measured) = 0.498 mW/g

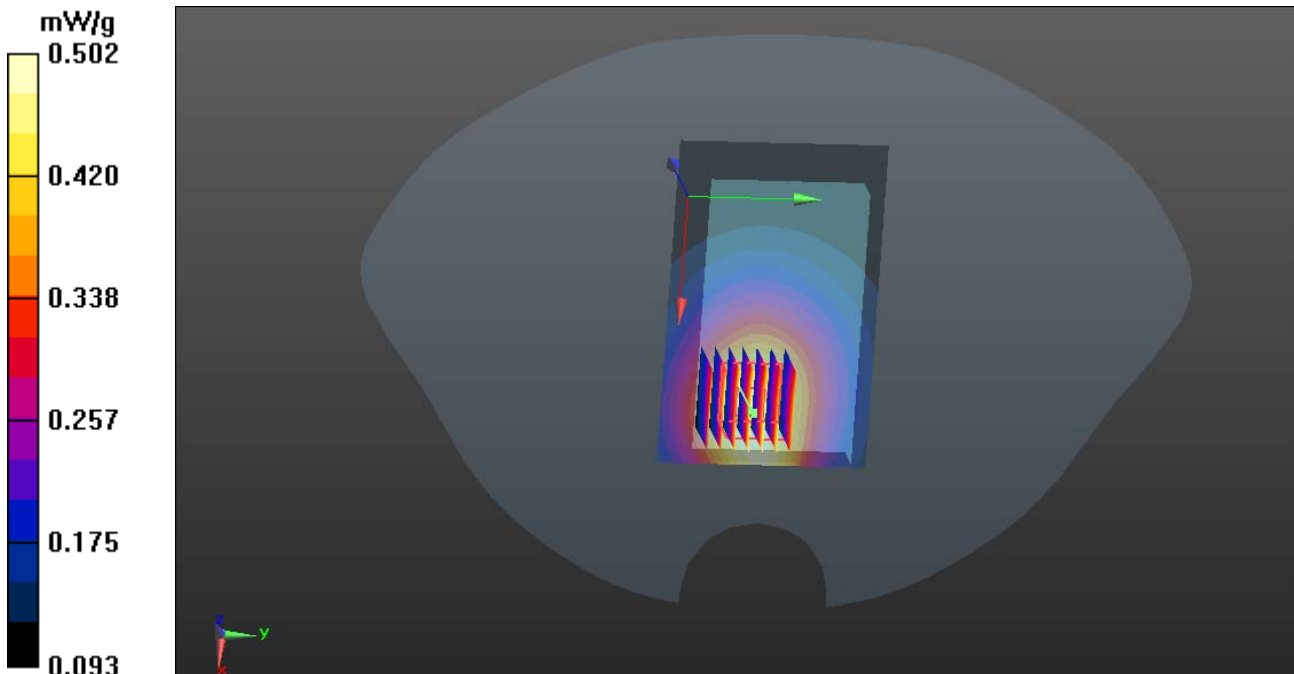
**GPRS850/ Down Low CH128/Zoom Scan (7x7x7)/Cube 0:** Measurement grid: dx=5mm, dy=5mm, dz=5mm

Reference Value = 9.771 V/m; Power Drift = 0.05 dB

Peak SAR (extrapolated) = 0.857 W/kg

**SAR(1 g) = 0.460 mW/g; SAR(10 g) = 0.287 mW/g**

Maximum value of SAR (measured) = 0.502 mW/g





Test Laboratory: Compliance Certification Services Inc.

October 12, 2012

**GPRS850-Body-Hotspot Bottom Low CH128**

**DUT: Mobile phone; Type: S729; Serial: N/A**

Communication System: GPRS; Communication System Band: GPRS850 (824.2 - 848.8 MHz);

Frequency: 848.6 MHz; Communication System PAR: 3.01 dB

Ambient: Temperature: 21 °C Relative humidity: 58% Liquid : Temperature: 20 °C

Medium parameters used (interpolated):  $f = 824.2$  MHz;  $\sigma = 0.969$  mho/m;  $\epsilon_r = 55.572$ ;  $\rho = 1000$  kg/m<sup>3</sup>

Phantom section: Flat Section

Measurement Standard: DASYS (IEEE/IEC/ANSI C63.19-2007)

DASY Configuration:

- Probe: EX3DV4 - SN3798; ConvF(9.07, 9.07, 9.07); Calibrated: 7/25/2012
- Sensor-Surface: 2.5mm (Mechanical Surface Detection)
- Electronics: DAE4 Sn1245; Calibrated: 7/20/2012
- Phantom: Twin SAM Phantom; Type: QD 000 P40 CD; Serial: 1609
- DASYS 52.8.0(692); SEMCAD X 14.6.4(4989)

**GPRS850/ Bottom Low CH128/Area Scan (51x31x1):** Measurement grid: dx=15mm, dy=15mm

Maximum value of SAR (measured) = 0.471 mW/g


**GPRS850/ Bottom Low CH128/Zoom Scan (7x7x7)/Cube 0:** Measurement grid: dx=5mm, dy=5mm, dz=5mm

Reference Value = 10.770 V/m; Power Drift = -0.02 dB

Peak SAR (extrapolated) = 0.712 W/kg

**SAR(1 g) = 0.335 mW/g; SAR(10 g) = 0.224 mW/g**

Maximum value of SAR (measured) = 0.484 mW/g





Test Laboratory: Compliance Certification Services Inc.

October 12, 2012

**GPRS850-Body-Hotspot Right Low CH128**

**DUT: Mobile phone; Type: S729; Serial: N/A**

Communication System: GPRS; Communication System Band: GPRS850 (824.2 - 848.8 MHz);

Frequency: 848.6 MHz; Communication System PAR: 3.01 dB

Ambient: Temperature: 21 °C Relative humidity: 58% Liquid : Temperature: 20 °C

Medium parameters used (interpolated):  $f = 824.2$  MHz;  $\sigma = 0.969$  mho/m;  $\epsilon_r = 55.572$ ;  $\rho = 1000$  kg/m<sup>3</sup>

Phantom section: Flat Section

Measurement Standard: DASy5 (IEEE/IEC/ANSI C63.19-2007)

DASy Configuration:

- Probe: EX3DV4 - SN3798; ConvF(9.07, 9.07, 9.07); Calibrated: 7/25/2012
- Sensor-Surface: 2.5mm (Mechanical Surface Detection)
- Electronics: DAE4 Sn1245; Calibrated: 7/20/2012
- Phantom: Twin SAM Phantom; Type: QD 000 P40 CD; Serial: 1609
- DASy52 52.8.0(692); SEMCAD X 14.6.4(4989)

**GPRS850/ Right Low CH128/Area Scan (81x31x1):** Measurement grid: dx=15mm, dy=15mm

Maximum value of SAR (measured) = 0.221 mW/g

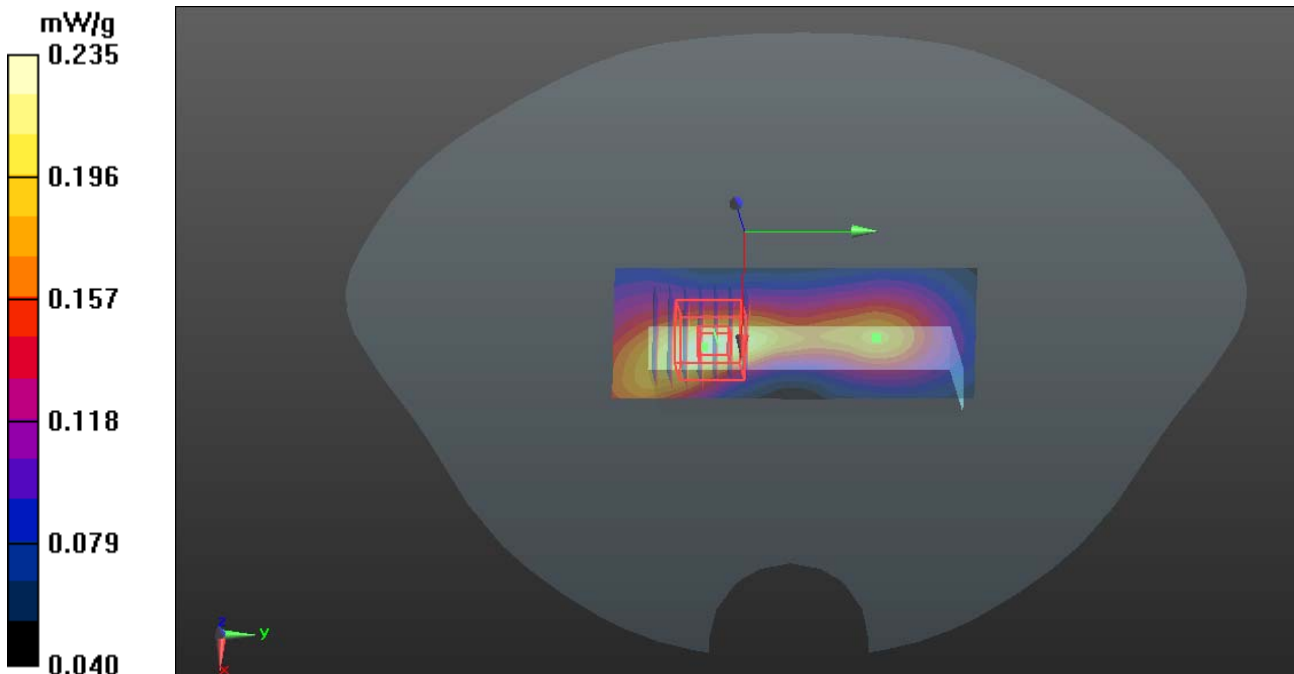
**GPRS850/ Right Low CH128/Zoom Scan (7x7x7)/Cube 0:** Measurement grid: dx=5mm, dy=5mm, dz=5mm

Reference Value = 16.427 V/m; Power Drift = -0.03 dB

Peak SAR (extrapolated) = 0.535 W/kg

**SAR(1 g) = 0.158 mW/g; SAR(10 g) = 0.103mW/g**

Maximum value of SAR (measured) = 0.225 mW/g





Test Laboratory: Compliance Certification Services Inc.

October 12, 2012

**GPRS850-Body-Hotspot Left Low CH128**

**DUT: Mobile phone; Type: S729; Serial: N/A**

Communication System: GPRS; Communication System Band: GPRS850 (824.2 - 848.8 MHz);

Frequency: 848.6 MHz; Communication System PAR: 3.01 dB

Ambient: Temperature: 21 °C Relative humidity: 58% Liquid : Temperature: 20 °C

Medium parameters used (interpolated):  $f = 824.2$  MHz;  $\sigma = 0.969$  mho/m;  $\epsilon_r = 55.572$ ;  $\rho = 1000$  kg/m<sup>3</sup>

Phantom section: Flat Section

Measurement Standard: DASYS (IEEE/IEC/ANSI C63.19-2007)

DASY Configuration:

- Probe: EX3DV4 - SN3798; ConvF(9.07, 9.07, 9.07); Calibrated: 7/25/2012
- Sensor-Surface: 2.5mm (Mechanical Surface Detection)
- Electronics: DAE4 Sn1245; Calibrated: 7/20/2012
- Phantom: Twin SAM Phantom; Type: QD 000 P40 CD; Serial: 1609
- DASYS 52.8.0(692); SEMCAD X 14.6.4(4989)

**GPRS850/ Left Low CH128/Area Scan (81x31x1):** Measurement grid: dx=15mm, dy=15mm

Maximum value of SAR (measured) = 0.322 mW/g

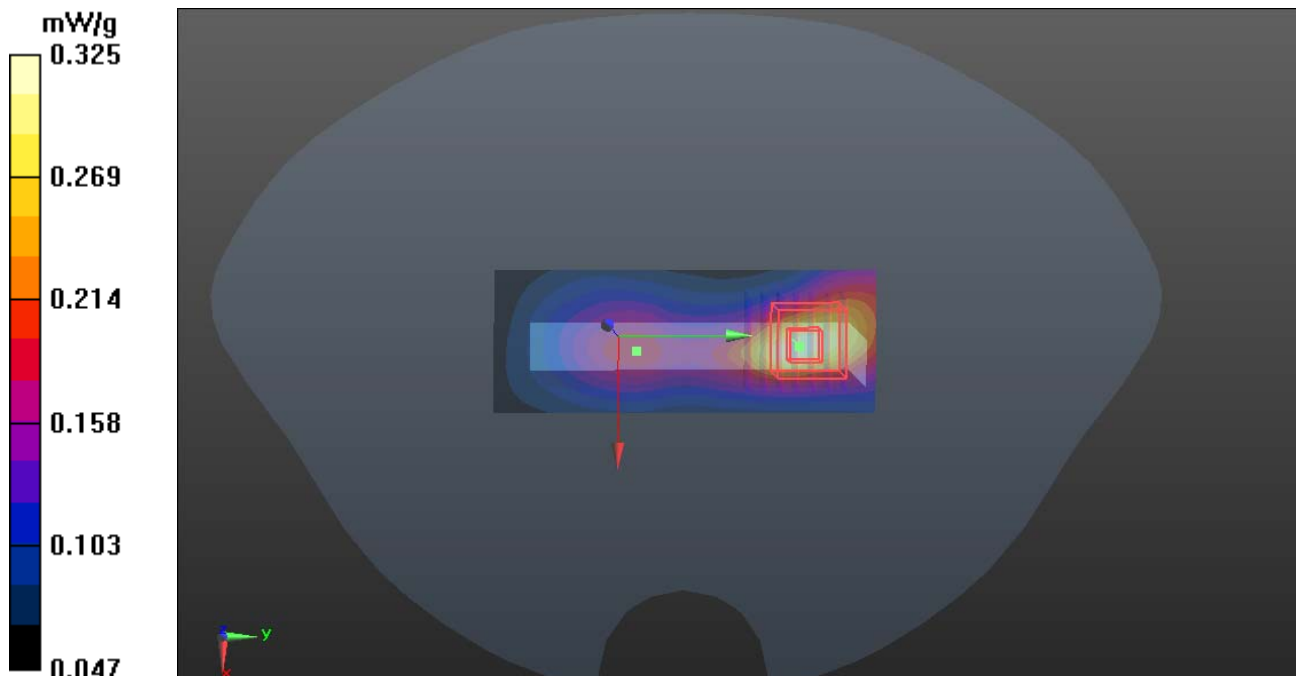
**GPRS850/ Left Low CH128/Zoom Scan (7x7x7)/Cube 0:** Measurement grid: dx=5mm, dy=5mm, dz=5mm

Reference Value = 10.081 V/m; Power Drift = 0.07 dB

Peak SAR (extrapolated) = 0.514 W/kg

**SAR(1 g) = 0.203 mW/g; SAR(10 g) = 0.144 mW/g**

Maximum value of SAR (measured) = 0.325 mW/g





Test Laboratory: Compliance Certification Services Inc.

October 12, 2012

**EDGE850-Body-Hotspot Up Low CH128**

**DUT: Mobile phone; Type: S729; Serial: N/A**

Communication System: Generic EDGE; Communication System Band: EDGE850 (824.2 - 848.8 MHz);

Frequency: 824.2 MHz; Communication System PAR: 3.01 dB

Ambient: Temperature: 21 °C Relative humidity: 58% Liquid : Temperature: 20 °C

Medium parameters used (interpolated):  $f = 824.2$  MHz;  $\sigma = 0.969$  mho/m;  $\epsilon_r = 55.572$ ;  $\rho = 1000$  kg/m<sup>3</sup>

Phantom section: Flat Section

Measurement Standard: DASYS (IEEE/IEC/ANSI C63.19-2007)

DASY Configuration:

- Probe: EX3DV4 - SN3798; ConvF(9.07, 9.07, 9.07); Calibrated: 7/25/2012
- Sensor-Surface: 2.5mm (Mechanical Surface Detection)
- Electronics: DAE4 Sn1245; Calibrated: 7/20/2012
- Phantom: Twin SAM Phantom; Type: QD 000 P40 CD; Serial: 1609
- DASYS 52.8.0(692); SEMCAD X 14.6.4(4989)

**EDGE850/ Up Low CH128/Area Scan (51x81x1):** Measurement grid: dx=15mm, dy=15mm

Maximum value of SAR (measured) = 0.442 mW/g

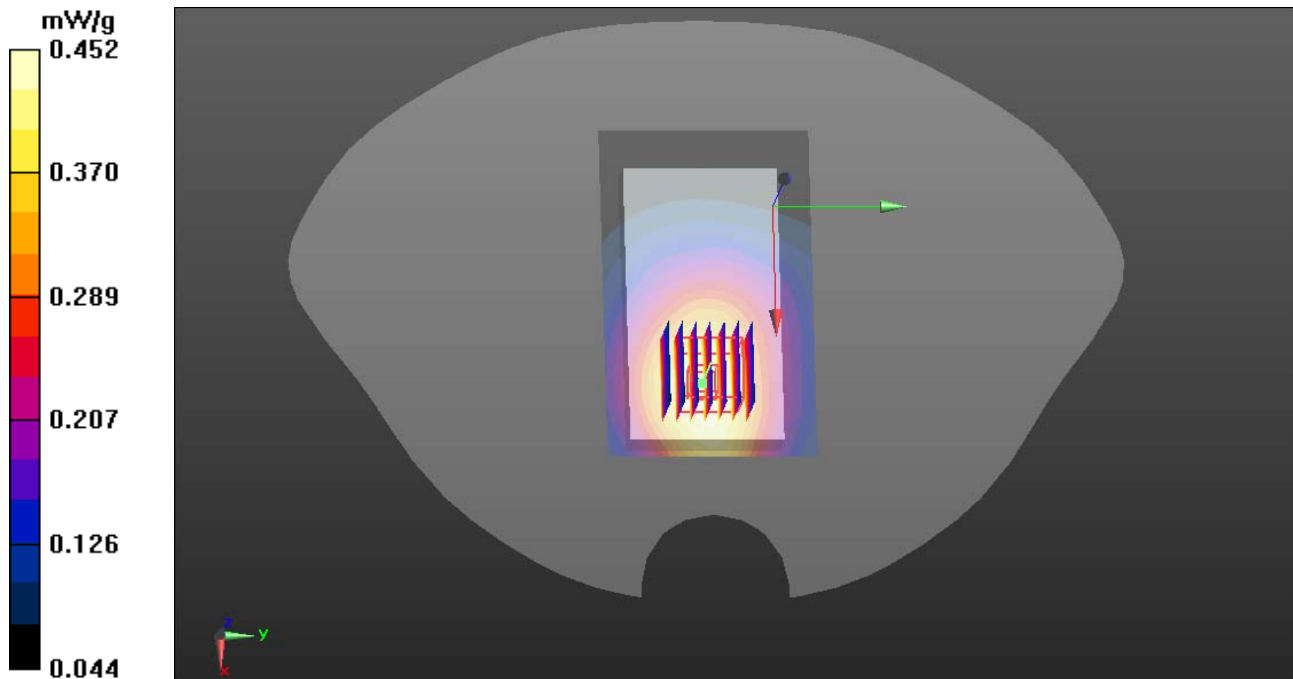
**EDGE850/ Up Low CH128/Zoom Scan (7x7x7)/Cube 0:** Measurement grid: dx=5mm, dy=5mm, dz=5mm

Reference Value = 8.622 V/m; Power Drift = -0.10 dB

Peak SAR (extrapolated) = 0.681 W/kg

**SAR(1 g) = 0.317 mW/g; SAR(10 g) = 0.227 mW/g**

Maximum value of SAR (measured) = 0.452 mW/g







Test Laboratory: Compliance Certification Services Inc.

October 12, 2012

**EDGE850-Body-Hotspot Down Low CH128**

**DUT: Mobile phone; Type: S729; Serial: N/A**

Communication System: Generic EDGE; Communication System Band: EDGE850 (824.2 - 848.8 MHz);

Frequency: 824.2 MHz; Communication System PAR: 3.01 dB

Ambient: Temperature: 21 °C Relative humidity: 58% Liquid : Temperature: 20 °C

Medium parameters used (interpolated):  $f = 824.2$  MHz;  $\sigma = 0.969$  mho/m;  $\epsilon_r = 55.572$ ;  $\rho = 1000$  kg/m<sup>3</sup>

Phantom section: Flat Section

Measurement Standard: DASYS (IEEE/IEC/ANSI C63.19-2007)

DASY Configuration:

- Probe: EX3DV4 - SN3798; ConvF(9.07, 9.07, 9.07); Calibrated: 7/25/2012
- Sensor-Surface: 2.5mm (Mechanical Surface Detection)
- Electronics: DAE4 Sn1245; Calibrated: 7/20/2012
- Phantom: Twin SAM Phantom; Type: QD 000 P40 CD; Serial: 1609
- DASYS 52.8.0(692); SEMCAD X 14.6.4(4989)

**EDGE850/ Down Low CH128/Area Scan (51x81x1):** Measurement grid: dx=15mm, dy=15mm

Maximum value of SAR (measured) = 0.568 mW/g

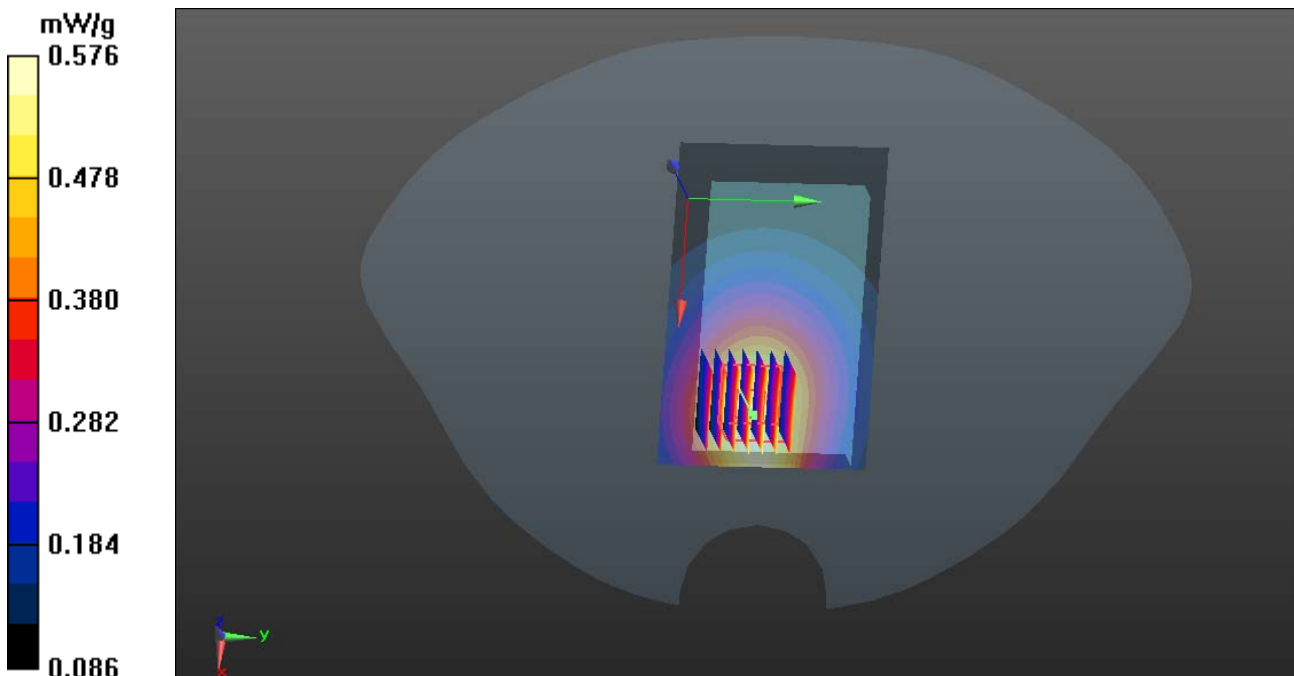
**EDGE850/ Down Low CH128/Zoom Scan (7x7x7)/Cube 0:** Measurement grid: dx=5mm, dy=5mm, dz=5mm

Reference Value = 10.871 V/m; Power Drift = 0.11 dB

Peak SAR (extrapolated) = 0.881 W/kg

**SAR(1 g) = 0.442 mW/g; SAR(10 g) = 0.288 mW/g**

Maximum value of SAR (measured) = 0.576 mW/g





Test Laboratory: Compliance Certification Services Inc.

October 12, 2012

**EDGE850-Body-Hotspot Bottom Low CH128**

**DUT: Mobile phone; Type: S729; Serial: N/A**

Communication System: Generic EDGE; Communication System Band: EDGE850 (824.2 - 848.8 MHz);

Frequency: 848.6 MHz; Communication System PAR: 3.01 dB

Ambient: Temperature: 21 °C Relative humidity: 58% Liquid : Temperature: 20 °C

Medium parameters used (interpolated):  $f = 824.2$  MHz;  $\sigma = 0.969$  mho/m;  $\epsilon_r = 55.572$ ;  $\rho = 1000$  kg/m<sup>3</sup>

Phantom section: Flat Section

Measurement Standard: DAS5 (IEEE/IEC/ANSI C63.19-2007)

DASY Configuration:

- Probe: EX3DV4 - SN3798; ConvF(9.07, 9.07, 9.07); Calibrated: 7/25/2012
- Sensor-Surface: 2.5mm (Mechanical Surface Detection)
- Electronics: DAE4 Sn1245; Calibrated: 7/20/2012
- Phantom: Twin SAM Phantom; Type: QD 000 P40 CD; Serial: 1609
- DASY52 52.8.0(692); SEMCAD X 14.6.4(4989)

**EDGE850/ Bottom Low CH128/Area Scan (51x81x1):** Measurement grid: dx=15mm, dy=15mm

Maximum value of SAR (measured) = 0.441 mW/g

**EDGE850/ Bottom Low CH128/Zoom Scan (7x7x7)/Cube 0:** Measurement grid: dx=5mm, dy=5mm,


dz=5mm

Reference Value = 11.770 V/m; Power Drift = -0.18 dB

Peak SAR (extrapolated) = 0.749 W/kg

**SAR(1 g) = 0.324 mW/g; SAR(10 g) = 0.208 mW/g**

Maximum value of SAR (measured) = 0.451 mW/g





Test Laboratory: Compliance Certification Services Inc.

October 12, 2012

**EDGE850-Body-Hotspot Right Low CH128**

**DUT: Mobile phone; Type: S729; Serial: N/A**

Communication System: Generic EDGE; Communication System Band: EDGE850 (824.2 - 848.8 MHz);

Frequency: 848.6 MHz; Communication System PAR: 3.01 dB

Ambient: Temperature: 21 °C Relative humidity: 58% Liquid : Temperature: 20 °C

Medium parameters used (interpolated):  $f = 824.2$  MHz;  $\sigma = 0.969$  mho/m;  $\epsilon_r = 55.572$ ;  $\rho = 1000$  kg/m<sup>3</sup>

Phantom section: Flat Section

Measurement Standard: DASYS (IEEE/IEC/ANSI C63.19-2007)

DASY Configuration:

- Probe: EX3DV4 - SN3798; ConvF(9.07, 9.07, 9.07); Calibrated: 7/25/2012
- Sensor-Surface: 2.5mm (Mechanical Surface Detection)
- Electronics: DAE4 Sn1245; Calibrated: 7/20/2012
- Phantom: Twin SAM Phantom; Type: QD 000 P40 CD; Serial: 1609
- DASYS 52.8.0(692); SEMCAD X 14.6.4(4989)

**EDGE850/ Right Low CH128/Area Scan (81x31x1):** Measurement grid: dx=15mm, dy=15mm

Maximum value of SAR (measured) = 0.208 mW/g

**EDGE850/ Right Low CH128/Zoom Scan (7x7x7)/Cube 0:** Measurement grid: dx=5mm, dy=5mm,

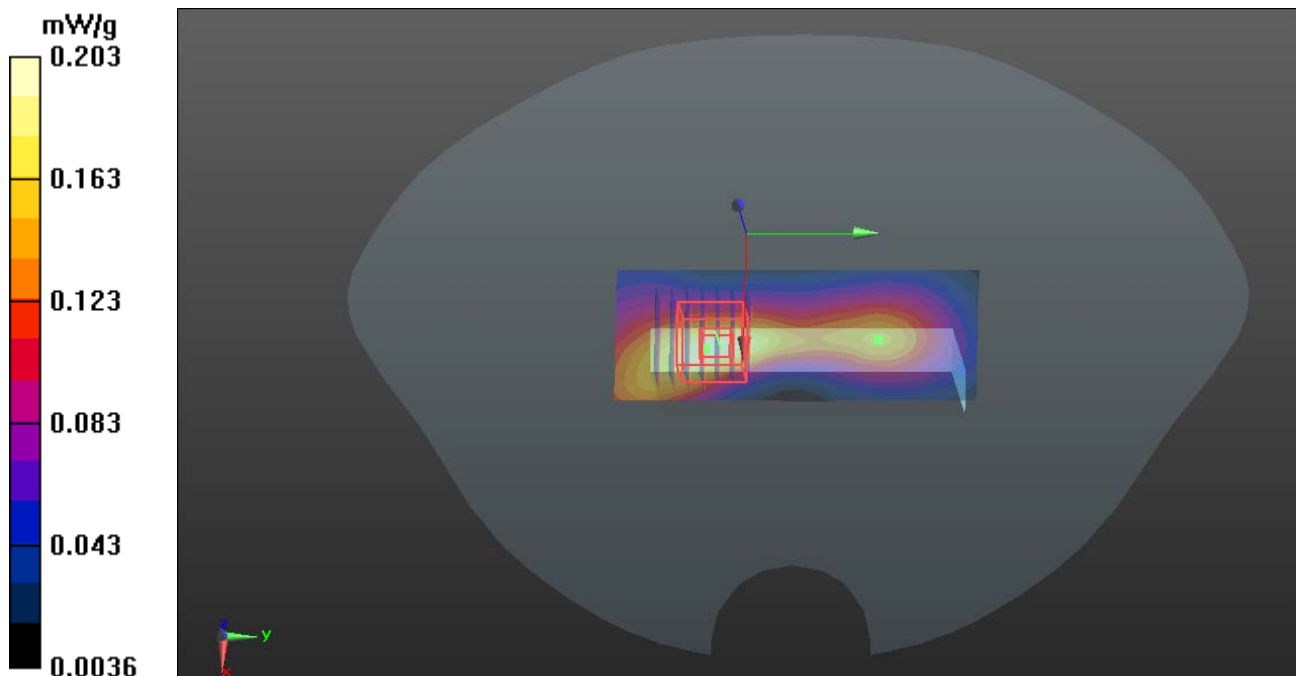
dz=5mm

Reference Value = 16.427 V/m; Power Drift = -0.03 dB

Peak SAR (extrapolated) = 0.558 W/kg

**SAR(1 g) = 0.154 mW/g; SAR(10 g) = 0.100 mW/g**

Maximum value of SAR (measured) = 0.203 mW/g





Test Laboratory: Compliance Certification Services Inc.

October 12, 2012

**EDGE850-Body-Hotspot Left Low CH128**

**DUT: Mobile phone; Type: S729; Serial: N/A**

Communication System: Generic EDGE; Communication System Band: EDGE850 (824.2 - 848.8 MHz);  
Frequency: 848.6 MHz; Communication System PAR: 3.01 dB

Ambient: Temperature: 21 °C Relative humidity: 58% Liquid : Temperature: 20 °C

Medium parameters used (interpolated):  $f = 824.2$  MHz;  $\sigma = 0.969$  mho/m;  $\epsilon_r = 55.572$ ;  $\rho = 1000$  kg/m<sup>3</sup>

Phantom section: Flat Section

Measurement Standard: DASYS (IEEE/IEC/ANSI C63.19-2007)

DASY Configuration:

- Probe: EX3DV4 - SN3798; ConvF(9.07, 9.07, 9.07); Calibrated: 7/25/2012
- Sensor-Surface: 2.5mm (Mechanical Surface Detection)
- Electronics: DAE4 Sn1245; Calibrated: 7/20/2012
- Phantom: Twin SAM Phantom; Type: QD 000 P40 CD; Serial: 1609
- DASYS 52.8.0(692); SEMCAD X 14.6.4(4989)

**EDGE850/ Left Low CH128/Area Scan (81x31x1):** Measurement grid: dx=15mm, dy=15mm

Maximum value of SAR (measured) = 0.340 mW/g

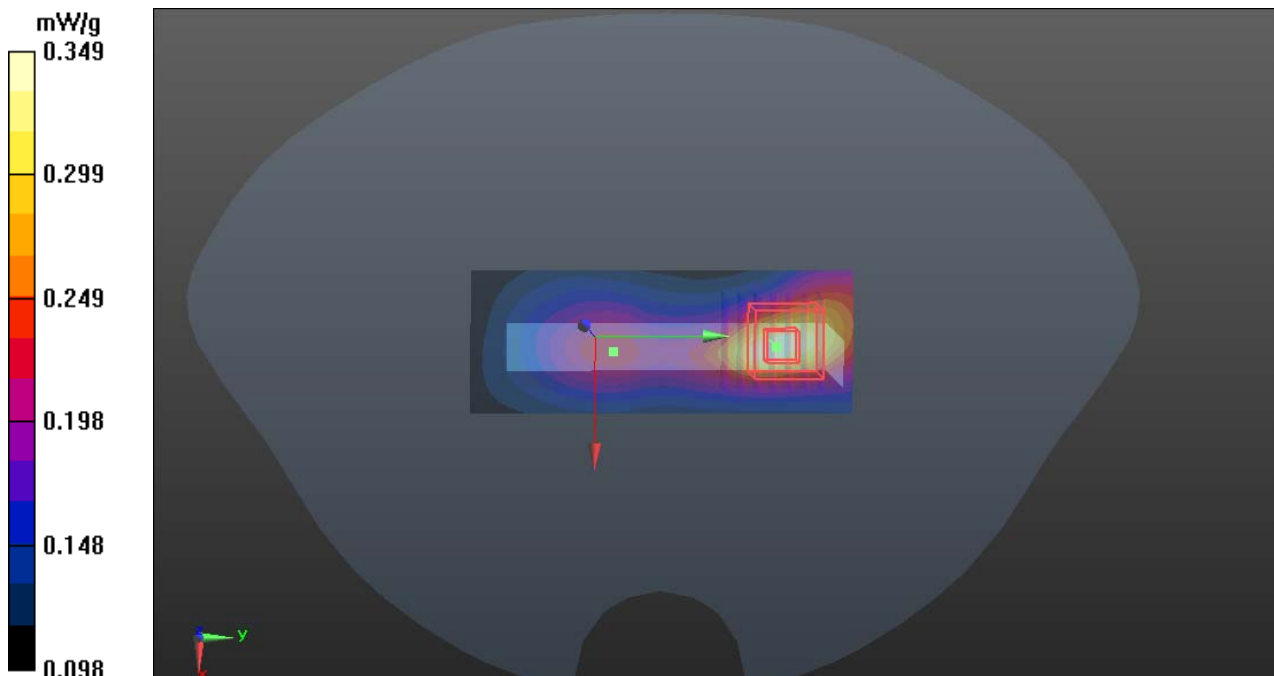
**EDGE850/ Left Low CH128/Zoom Scan (7x7x7)/Cube 0:** Measurement grid: dx=5mm, dy=5mm, dz=5mm

Reference Value = 10.081 V/m; Power Drift = 0.07 dB

Peak SAR (extrapolated) = 0.624 W/kg

**SAR(1 g) = 0.165 mW/g; SAR(10 g) = 0.107 mW/g**

Maximum value of SAR (measured) = 0.349 mW/g





Test Laboratory: Compliance Certification Services Inc.

October 14, 2012

**PCS-1900-Body-Hotspot Up Low CH512**

**DUT: Mobile phone; Type: S729; Serial: N/A**

Communication System: Generic GSM; Communication System Band: PCS 1900 (1850.2 - 1909.8MHz);

Frequency: 1850.2 MHz; Communication System PAR: 9.03 dB

Ambient: Temperature: 21 °C Relative humidity: 58% Liquid : Temperature: 20 °C

Medium parameters used:  $f = 1850.2\text{MHz}$ ;  $\sigma = 1.52\text{mho/m}$ ;  $\epsilon_r = 53.258$ ;  $\rho = 1000\text{ kg/m}^3$

Phantom section: Flat Section

Measurement Standard: DASYS (IEEE/IEC/ANSI C63.19-2007)

DASY Configuration:

- Probe: EX3DV4 - SN3798; ConvF(9.07, 9.07, 9.07); Calibrated: 7/25/2012
- Sensor-Surface: 2.5mm (Mechanical Surface Detection)
- Electronics: DAE4 Sn1245; Calibrated: 7/20/2012
- Phantom: Twin SAM Phantom; Type: QD 000 P40 CD; Serial: 1609
- DASYS 52.8.0(692); SEMCAD X 14.6.4(4989)

**PCS1900/ Up Low CH512/Area Scan (51x81x1):** Measurement grid: dx=15mm, dy=15mm

Maximum value of SAR (measured) = 0.313 mW/g

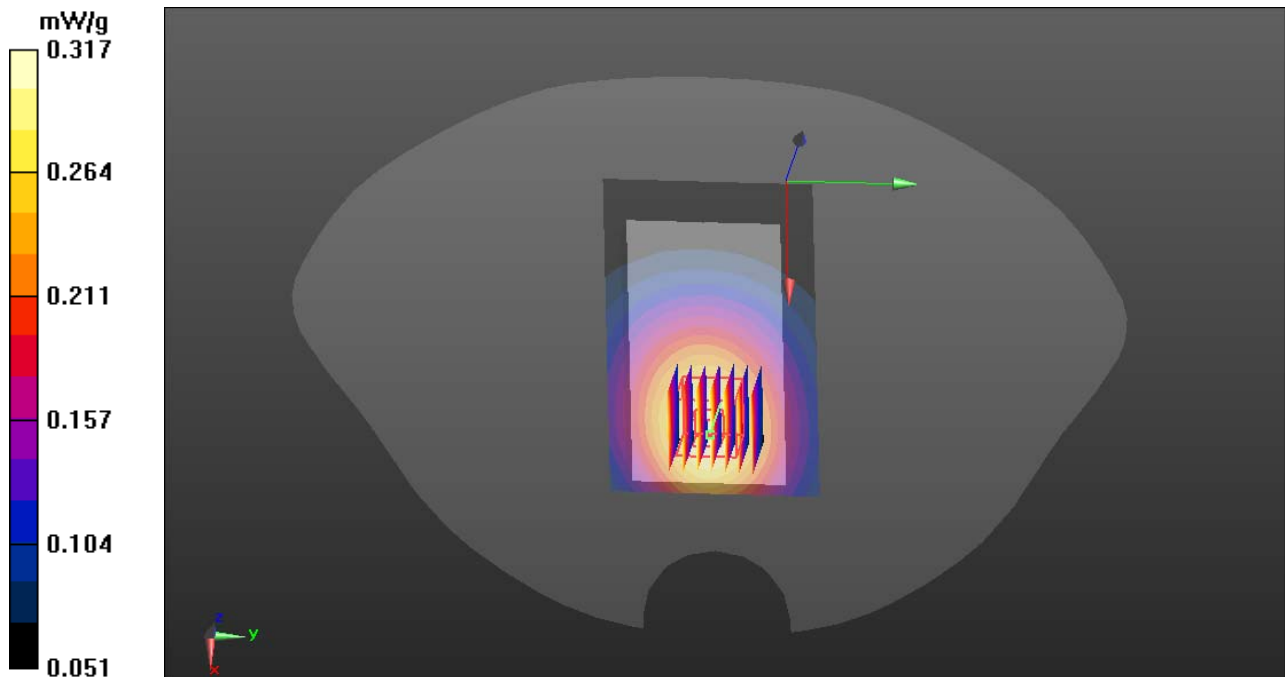
**PCS1900/ Up Low CH512/Zoom Scan (7x7x7)/Cube 0:** Measurement grid: dx=5mm, dy=5mm, dz=5mm

Reference Value = 15.949 V/m; Power Drift = 0.05 dB

Peak SAR (extrapolated) = 0.510 W/kg

**SAR(1 g) = 0.221 mW/g; SAR(10 g) = 0.129 mW/g**

Maximum value of SAR (measured) = 0.317 mW/g





Test Laboratory: Compliance Certification Services Inc.

October 14, 2012

**PCS-1900-Body-Hotspot Down Low CH512**

**DUT: Mobile phone; Type: S729; Serial: N/A**

Communication System: Generic GSM; Communication System Band: PCS 1900 (1850.2 - 1909.8MHz);

Frequency: 1850.2 MHz; Communication System PAR: 9.03 dB

Ambient: Temperature: 21 °C Relative humidity: 58% Liquid : Temperature: 20 °C

Medium parameters used:  $f = 1850.2\text{MHz}$ ;  $\sigma = 1.52\text{mho/m}$ ;  $\epsilon_r = 53.258$ ;  $\rho = 1000\text{ kg/m}^3$

Phantom section: Flat Section

Measurement Standard: DASYS (IEEE/IEC/ANSI C63.19-2007)

DASY Configuration:

- Probe: EX3DV4 - SN3798; ConvF(9.07, 9.07, 9.07); Calibrated: 7/25/2012
- Sensor-Surface: 2.5mm (Mechanical Surface Detection)
- Electronics: DAE4 Sn1245; Calibrated: 7/20/2012
- Phantom: Twin SAM Phantom; Type: QD 000 P40 CD; Serial: 1609
- DASYS 52.8.0(692); SEMCAD X 14.6.4(4989)

**PCS1900/ Down Low CH512/Area Scan (51x81x1):** Measurement grid:  $dx=15\text{mm}$ ,  $dy=15\text{mm}$

Maximum value of SAR (measured) = 0.473 mW/g

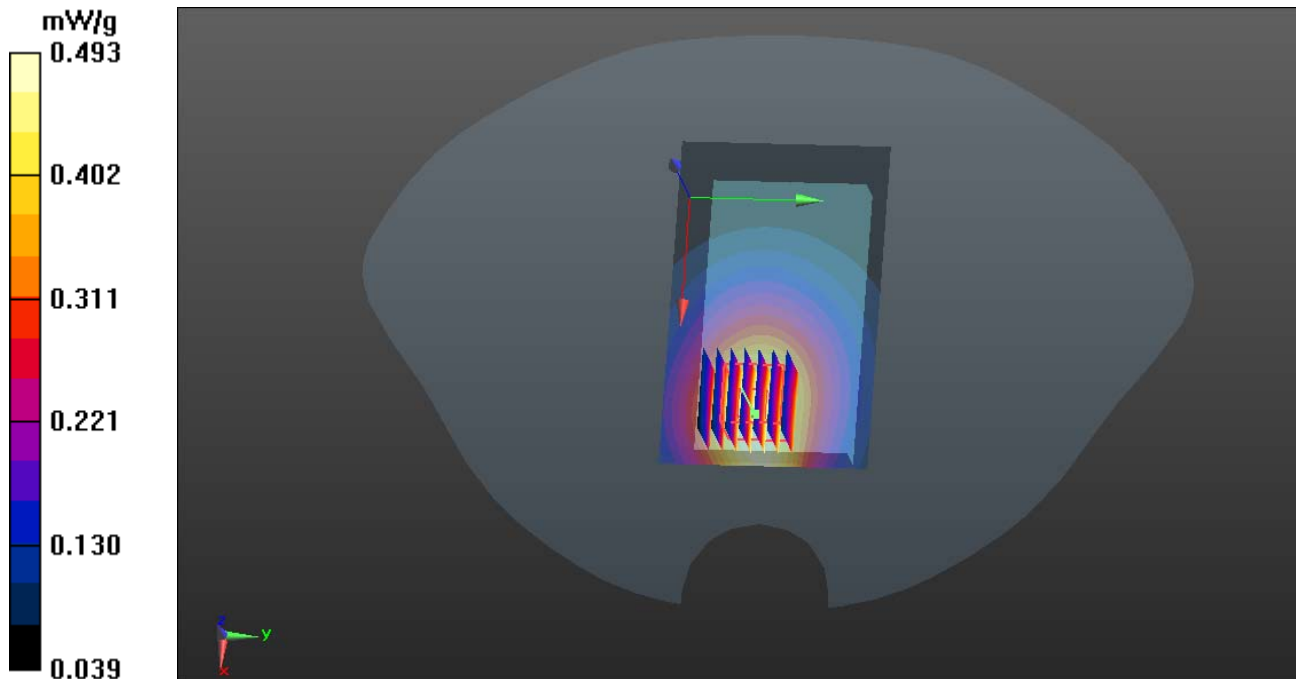
**PCS1900/ Down Low CH512/Zoom Scan (7x7x7)/Cube 0:** Measurement grid:  $dx=5\text{mm}$ ,  $dy=5\text{mm}$ ,  $dz=5\text{mm}$

Reference Value = 15.255 V/m; Power Drift = 0.03 dB

Peak SAR (extrapolated) = 0.676 W/kg

**SAR(1 g) = 0.364 mW/g; SAR(10 g) = 0.257 mW/g**

Maximum value of SAR (measured) = 0.493 mW/g





Test Laboratory: Compliance Certification Services Inc.

October 14, 2012

**PCS-1900-Body-Hotspot Bottom Low CH512**

**DUT: Mobile phone; Type: S729; Serial: N/A**

Communication System: Generic GSM; Communication System Band: PCS 1900 (1850.2 - 1909.8MHz);

Frequency: 1850.2 MHz; Communication System PAR: 9.03 dB

Ambient: Temperature: 21 °C Relative humidity: 58% Liquid : Temperature: 20 °C

Medium parameters used:  $f = 1850.2\text{MHz}$ ;  $\sigma = 1.52\text{mho/m}$ ;  $\epsilon_r = 53.258$ ;  $\rho = 1000\text{ kg/m}^3$

Phantom section: Flat Section

Measurement Standard: DASYS (IEEE/IEC/ANSI C63.19-2007)

DASY Configuration:

- Probe: EX3DV4 - SN3798; ConvF(9.07, 9.07, 9.07); Calibrated: 7/25/2012
- Sensor-Surface: 2.5mm (Mechanical Surface Detection)
- Electronics: DAE4 Sn1245; Calibrated: 7/20/2012
- Phantom: Twin SAM Phantom; Type: QD 000 P40 CD; Serial: 1609
- DASYS 52.8.0(692); SEMCAD X 14.6.4(4989)

**PCS1900/ Bottom Low CH512/Area Scan (51x31x1):** Measurement grid: dx=15mm, dy=15mm

Maximum value of SAR (measured) = 0.580 mW/g

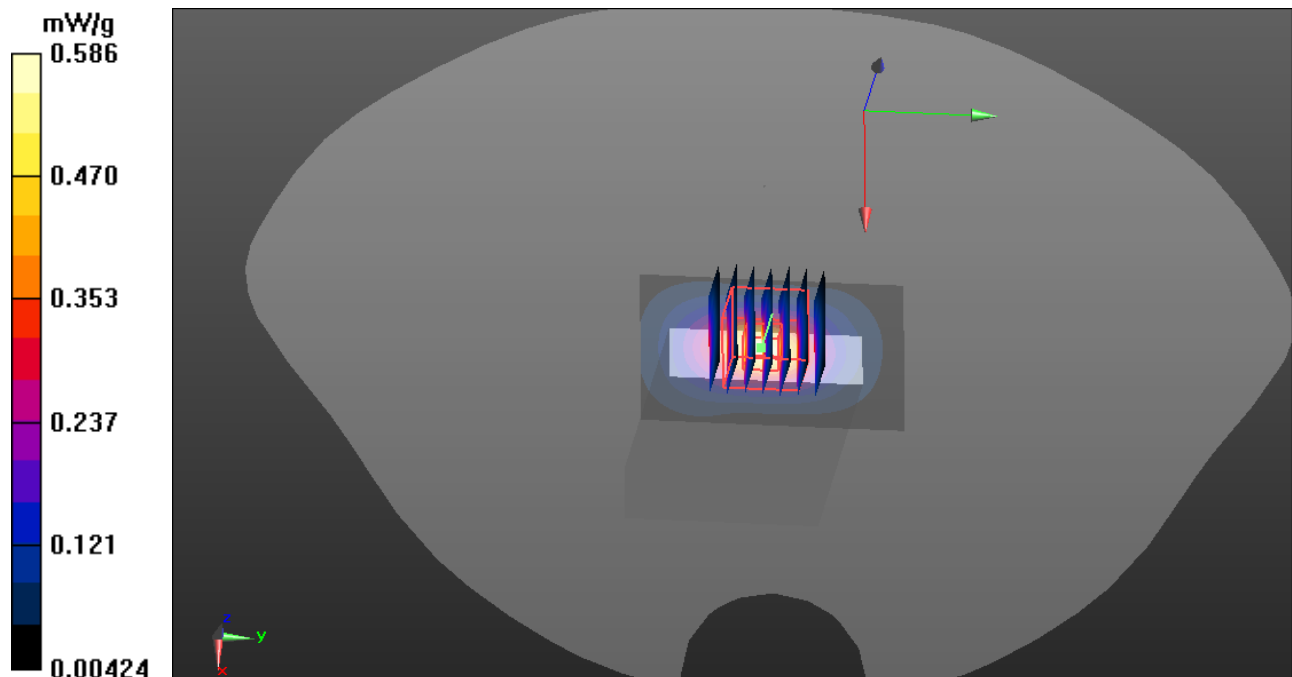
**PCS1900/ Bottom Low CH512/Zoom Scan (7x7x7)/Cube 0:** Measurement grid: dx=5mm, dy=5mm, dz=5mm

Reference Value = 16.367 V/m; Power Drift = -0.03 dB

Peak SAR (extrapolated) = 0.896 W/kg

**SAR(1 g) = 0.482 mW/g; SAR(10 g) = 0.305 mW/g**

Maximum value of SAR (measured) = 0.586 mW/g





Test Laboratory: Compliance Certification Services Inc.

October 14, 2012

**PCS-1900-Body-Hotspot Right Low CH512**

**DUT: Mobile phone; Type: S729; Serial: N/A**

Communication System: Generic GSM; Communication System Band: PCS 1900 (1850.2 - 1909.8MHz);

Frequency: 1850.2 MHz; Communication System PAR: 9.03 dB

Ambient: Temperature: 21 °C Relative humidity: 58% Liquid : Temperature: 20 °C

Medium parameters used:  $f = 1850.2\text{MHz}$ ;  $\sigma = 1.52\text{mho/m}$ ;  $\epsilon_r = 53.258$ ;  $\rho = 1000\text{ kg/m}^3$

Phantom section: Flat Section

Measurement Standard: DASYS (IEEE/IEC/ANSI C63.19-2007)

DASY Configuration:

- Probe: EX3DV4 - SN3798; ConvF(9.07, 9.07, 9.07); Calibrated: 7/25/2012
- Sensor-Surface: 2.5mm (Mechanical Surface Detection)
- Electronics: DAE4 Sn1245; Calibrated: 7/20/2012
- Phantom: Twin SAM Phantom; Type: QD 000 P40 CD; Serial: 1609
- DASYS 52.8.0(692); SEMCAD X 14.6.4(4989)

**PCS1900/ Right Low CH512/Area Scan (81x31x1):** Measurement grid:  $dx=15\text{mm}$ ,  $dy=15\text{mm}$

Maximum value of SAR (measured) = 0.244 mW/g

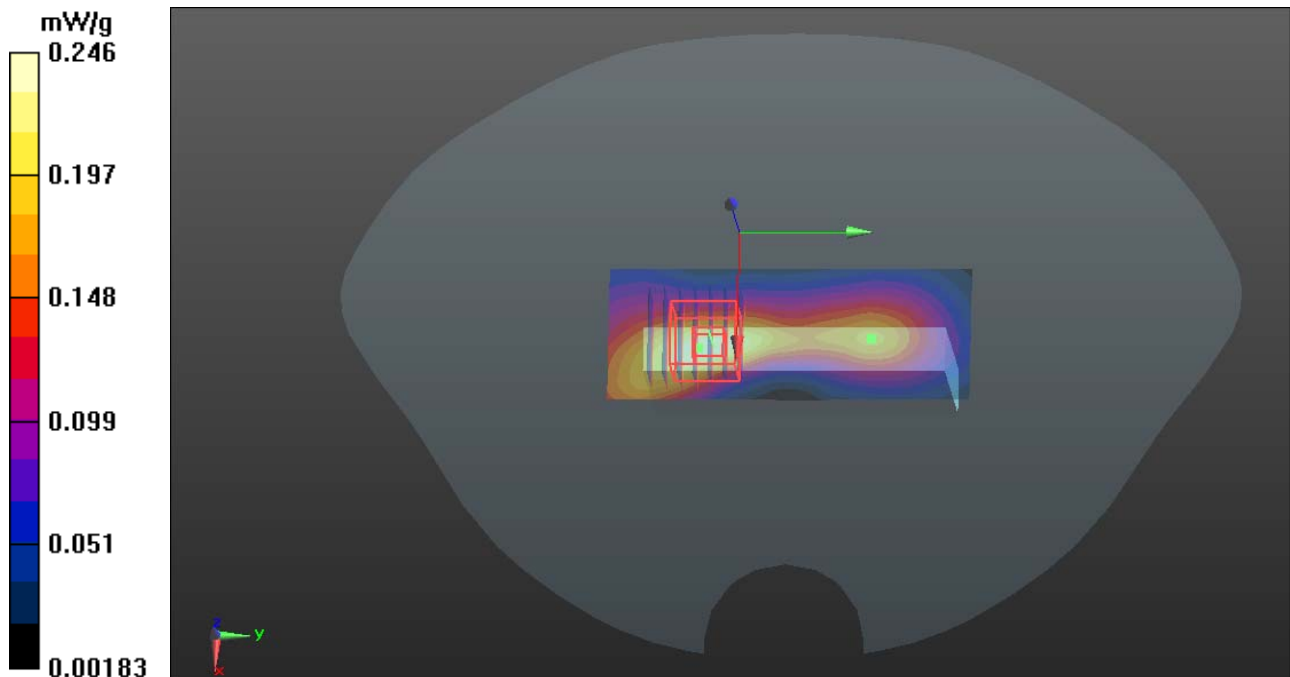
**PCS1900/ Right Low CH512/Zoom Scan (7x7x7)/Cube 0:** Measurement grid:  $dx=5\text{mm}$ ,  $dy=5\text{mm}$ ,  $dz=5\text{mm}$

Reference Value = 6.272 V/m; Power Drift = 0.08 dB

Peak SAR (extrapolated) = 0.615 W/kg

**SAR(1 g) = 0.194 mW/g; SAR(10 g) = 0.105 mW/g**

Maximum value of SAR (measured) = 0.246 mW/g







Test Laboratory: Compliance Certification Services Inc.

October 14, 2012

**PCS 1900-Body-Hotspot Left Low CH512**

**DUT: Mobile phone; Type: S729; Serial: N/A**

Communication System: Generic GSM; Communication System Band: PCS 1900 (1850.2 - 1909.8MHz);

Frequency: 1850.2 MHz; Communication System PAR: 9.03 dB

Ambient: Temperature: 21 °C Relative humidity: 58% Liquid : Temperature: 20 °C

Medium parameters used:  $f = 1850.2\text{MHz}$ ;  $\sigma = 1.52\text{mho/m}$ ;  $\epsilon_r = 53.258$ ;  $\rho = 1000\text{ kg/m}^3$

Phantom section: Flat Section

Measurement Standard: DASy5 (IEEE/IEC/ANSI C63.19-2007)

DASy5 Configuration:

- Probe: EX3DV4 - SN3798; ConvF(9.07, 9.07, 9.07); Calibrated: 7/25/2012
- Sensor-Surface: 2.5mm (Mechanical Surface Detection)
- Electronics: DAE4 Sn1245; Calibrated: 7/20/2012
- Phantom: Twin SAM Phantom; Type: QD 000 P40 CD; Serial: 1609
- DASy52 52.8.0(692); SEMCAD X 14.6.4(4989)

**PCS1900/ Left Low CH512/Area Scan (81x31x1):** Measurement grid: dx=15mm, dy=15mm

Maximum value of SAR (measured) = 0.201 mW/g

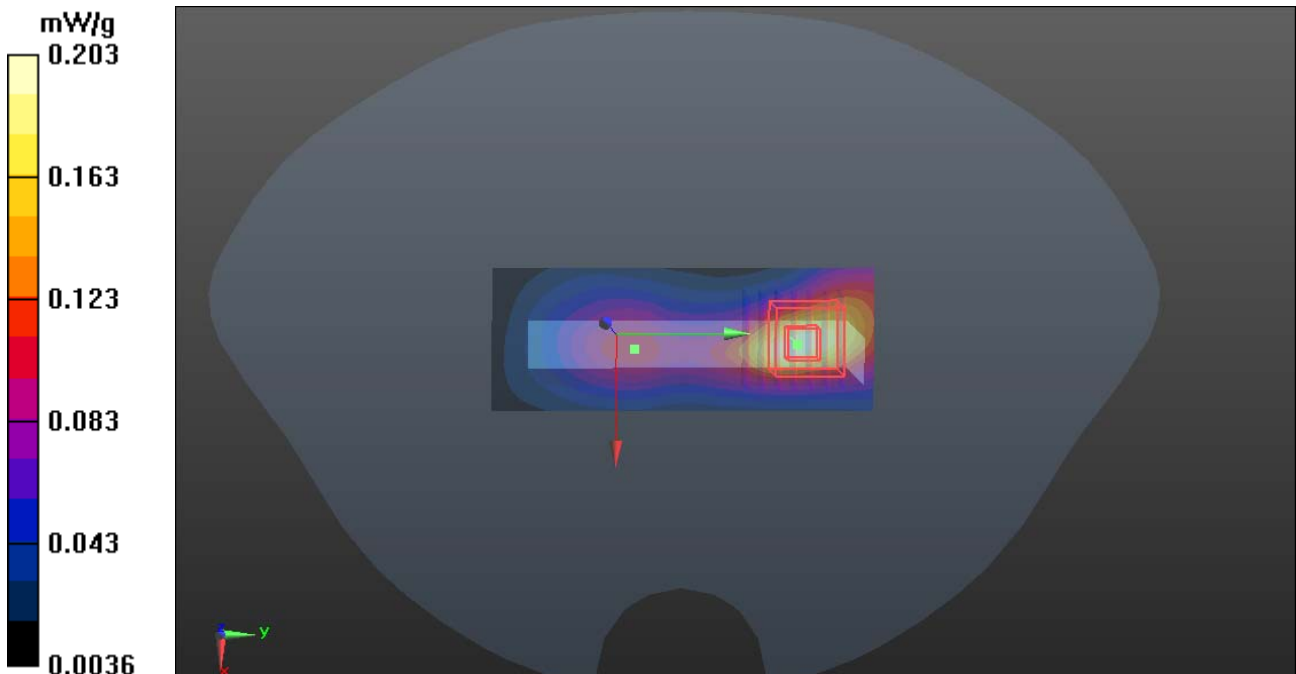
**PCS1900/ Left Low CH512/Zoom Scan (7x7x7)/Cube 0:** Measurement grid: dx=5mm, dy=5mm, dz=5mm

Reference Value = 6.378 V/m; Power Drift = 0.05 dB

Peak SAR (extrapolated) = 0.481 W/kg

**SAR(1 g) = 0.142 mW/g; SAR(10 g) = 0.097 mW/g**

Maximum value of SAR (measured) = 0.203 mW/g





Test Laboratory: Compliance Certification Services Inc.

October 14, 2012

**GPRS-1900-Body-Hotspot Up Low CH512**

**DUT: Mobile phone; Type: S729; Serial: N/A**

Communication System: GPRS; Communication System Band: GPRS 1900 (1850.2 - 1909.8MHz);

Frequency: 1850.2 MHz; Communication System PAR: 3.01dB

Ambient: Temperature: 21 °C Relative humidity: 58% Liquid : Temperature: 20 °C

Medium parameters used:  $f = 1850.2\text{MHz}$ ;  $\sigma = 1.52\text{mho/m}$ ;  $\epsilon_r = 53.258$ ;  $\rho = 1000\text{ kg/m}^3$

Phantom section: Flat Section

Measurement Standard: DASYS (IEEE/IEC/ANSI C63.19-2007)

DASY Configuration:

- Probe: EX3DV4 - SN3798; ConvF(9.07, 9.07, 9.07); Calibrated: 7/25/2012
- Sensor-Surface: 2.5mm (Mechanical Surface Detection)
- Electronics: DAE4 Sn1245; Calibrated: 7/20/2012
- Phantom: Twin SAM Phantom; Type: QD 000 P40 CD; Serial: 1609
- DASYS 52.8.0(692); SEMCAD X 14.6.4(4989)

**GPRS1900/ Up Low CH512/Area Scan (51x81x1):** Measurement grid:  $dx=15\text{mm}$ ,  $dy=15\text{mm}$

Maximum value of SAR (measured) = 0.333 mW/g

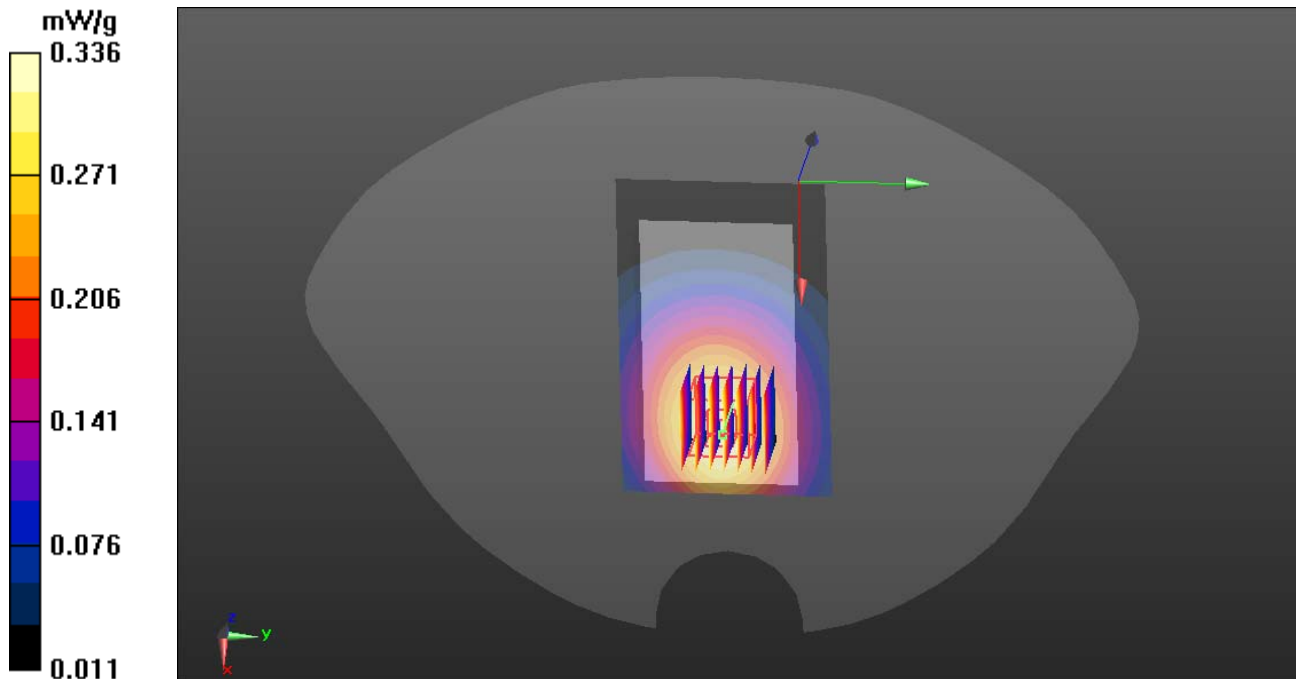
**GPRS1900/ Up Low CH512/Zoom Scan (7x7x7)/Cube 0:** Measurement grid:  $dx=5\text{mm}$ ,  $dy=5\text{mm}$ ,  $dz=5\text{mm}$

Reference Value = 15.949 V/m; Power Drift = 0.07 dB

Peak SAR (extrapolated) = 0.519 W/kg

**SAR(1 g) = 0.218 mW/g; SAR(10 g) = 0.152 mW/g**

Maximum value of SAR (measured) = 0.336mW/g





Test Laboratory: Compliance Certification Services Inc.

October 14, 2012

**GPRS-1900-Body-Hotspot Down Low CH512**

**DUT: Mobile phone; Type: S729; Serial: N/A**

Communication System: GPRS; Communication System Band: GPRS 1900 (1850.2 - 1909.8MHz);  
Frequency: 1850.2 MHz; Communication System PAR: 3.01dB

Ambient: Temperature: 21 °C Relative humidity: 58% Liquid : Temperature: 20 °C

Medium parameters used:  $f = 1850.2\text{MHz}$ ;  $\sigma = 1.52\text{mho/m}$ ;  $\epsilon_r = 53.258$ ;  $\rho = 1000\text{ kg/m}^3$

Phantom section: Flat Section

Measurement Standard: DASYS (IEEE/IEC/ANSI C63.19-2007)

DASY Configuration:

- Probe: EX3DV4 - SN3798; ConvF(9.07, 9.07, 9.07); Calibrated: 7/25/2012
- Sensor-Surface: 2.5mm (Mechanical Surface Detection)
- Electronics: DAE4 Sn1245; Calibrated: 7/20/2012
- Phantom: Twin SAM Phantom; Type: QD 000 P40 CD; Serial: 1609
- DASYS 52.8.0(692); SEMCAD X 14.6.4(4989)

**GPRS1900/ Down Low CH512/Area Scan (51x81x1):** Measurement grid:  $dx=15\text{mm}$ ,  $dy=15\text{mm}$

Maximum value of SAR (measured) = 0.512 mW/g


**GPRS1900/ Down Low CH512/Zoom Scan (7x7x7)/Cube 0:** Measurement grid:  $dx=5\text{mm}$ ,  $dy=5\text{mm}$ ,  
 $dz=5\text{mm}$

Reference Value = 14.255 V/m; Power Drift = 0.01 dB

Peak SAR (extrapolated) = 0.876 W/kg

**SAR(1 g) = 0.362 mW/g; SAR(10 g) = 0.255 mW/g**

Maximum value of SAR (measured) = 0.516 mW/g





Test Laboratory: Compliance Certification Services Inc.

October 14, 2012

**GPRS-1900-Body-Hotspot Bottom Low CH512**

**DUT: Mobile phone; Type: S729; Serial: N/A**

Communication System: GPRS; Communication System Band: GPRS 1900 (1850.2 - 1909.8MHz);

Frequency: 1850.2 MHz; Communication System PAR: 3.01dB

Ambient: Temperature: 21 °C Relative humidity: 58% Liquid : Temperature: 20 °C

Medium parameters used:  $f = 1850.2\text{MHz}$ ;  $\sigma = 1.52\text{mho/m}$ ;  $\epsilon_r = 53.258$ ;  $\rho = 1000\text{ kg/m}^3$

Phantom section: Flat Section

Measurement Standard: DASYS (IEEE/IEC/ANSI C63.19-2007)

DASY Configuration:

- Probe: EX3DV4 - SN3798; ConvF(9.07, 9.07, 9.07); Calibrated: 7/25/2012
- Sensor-Surface: 2.5mm (Mechanical Surface Detection)
- Electronics: DAE4 Sn1245; Calibrated: 7/20/2012
- Phantom: Twin SAM Phantom; Type: QD 000 P40 CD; Serial: 1609
- DASYS 52.8.0(692); SEMCAD X 14.6.4(4989)

**GPRS1900/ Bottom Low CH512/Area Scan (51x31x1):** Measurement grid:  $dx=15\text{mm}$ ,  $dy=15\text{mm}$

Maximum value of SAR (measured) = 0.531 mW/g

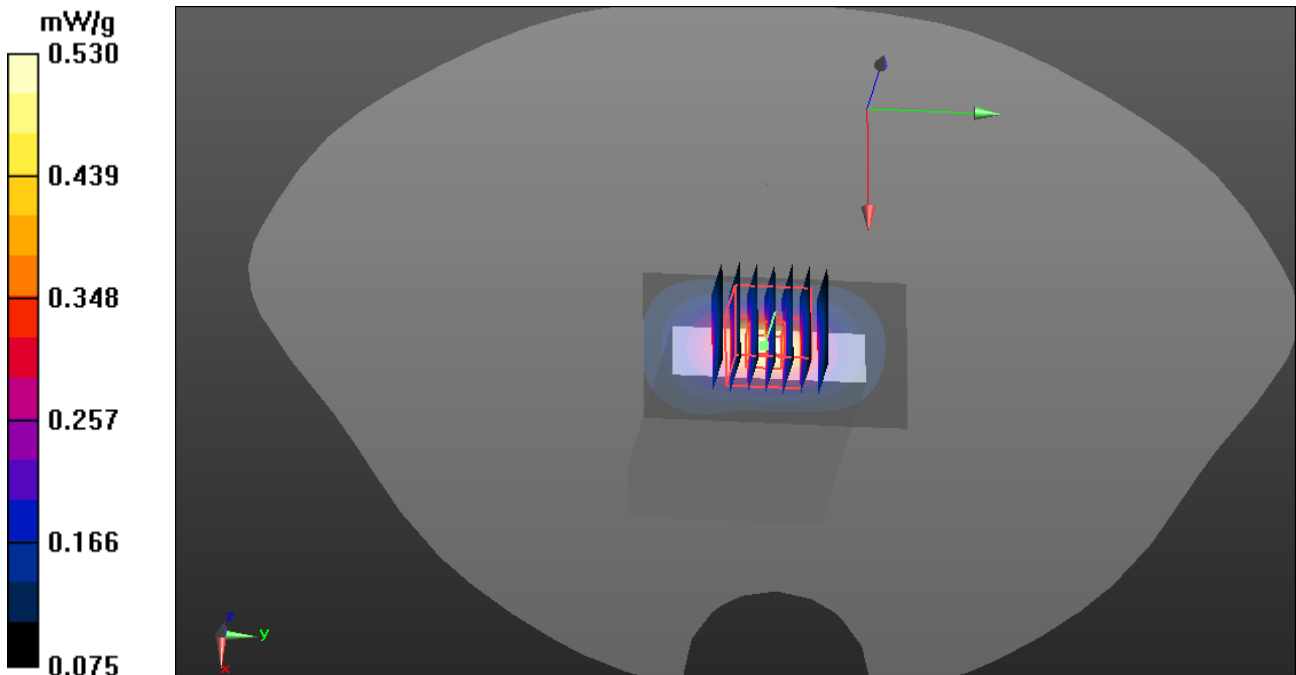
**GPRS1900/ Bottom Low CH512/Zoom Scan (7x7x7)/Cube 0:** Measurement grid:  $dx=5\text{mm}$ ,  $dy=5\text{mm}$ ,  $dz=5\text{mm}$

Reference Value = 15.367 V/m; Power Drift = -0.02 dB

Peak SAR (extrapolated) = 0.886 W/kg

**SAR(1 g) = 0.446 mW/g; SAR(10 g) = 0.312 mW/g**

Maximum value of SAR (measured) = 0.530 mW/g





Test Laboratory: Compliance Certification Services Inc.

October 14, 2012

**GPRS-1900-Body-Hotspot Right Low CH512**

**DUT: Mobile phone; Type: S729; Serial: N/A**

Communication System: GPRS; Communication System Band: GPRS 1900 (1850.2 - 1909.8MHz);

Frequency: 1850.2 MHz; Communication System PAR: 3.01dB

Ambient: Temperature: 21 °C Relative humidity: 58% Liquid : Temperature: 20 °C

Medium parameters used:  $f = 1850.2\text{MHz}$ ;  $\sigma = 1.52\text{mho/m}$ ;  $\epsilon_r = 53.258$ ;  $\rho = 1000\text{ kg/m}^3$

Phantom section: Flat Section

Measurement Standard: DASYS (IEEE/IEC/ANSI C63.19-2007)

DASY Configuration:

- Probe: EX3DV4 - SN3798; ConvF(9.07, 9.07, 9.07); Calibrated: 7/25/2012
- Sensor-Surface: 2.5mm (Mechanical Surface Detection)
- Electronics: DAE4 Sn1245; Calibrated: 7/20/2012
- Phantom: Twin SAM Phantom; Type: QD 000 P40 CD; Serial: 1609
- DASYS 52.8.0(692); SEMCAD X 14.6.4(4989)

**GPRS1900/ Right Low CH512/Area Scan (81x31x1):** Measurement grid: dx=15mm, dy=15mm

Maximum value of SAR (measured) = 0.214 mW/g

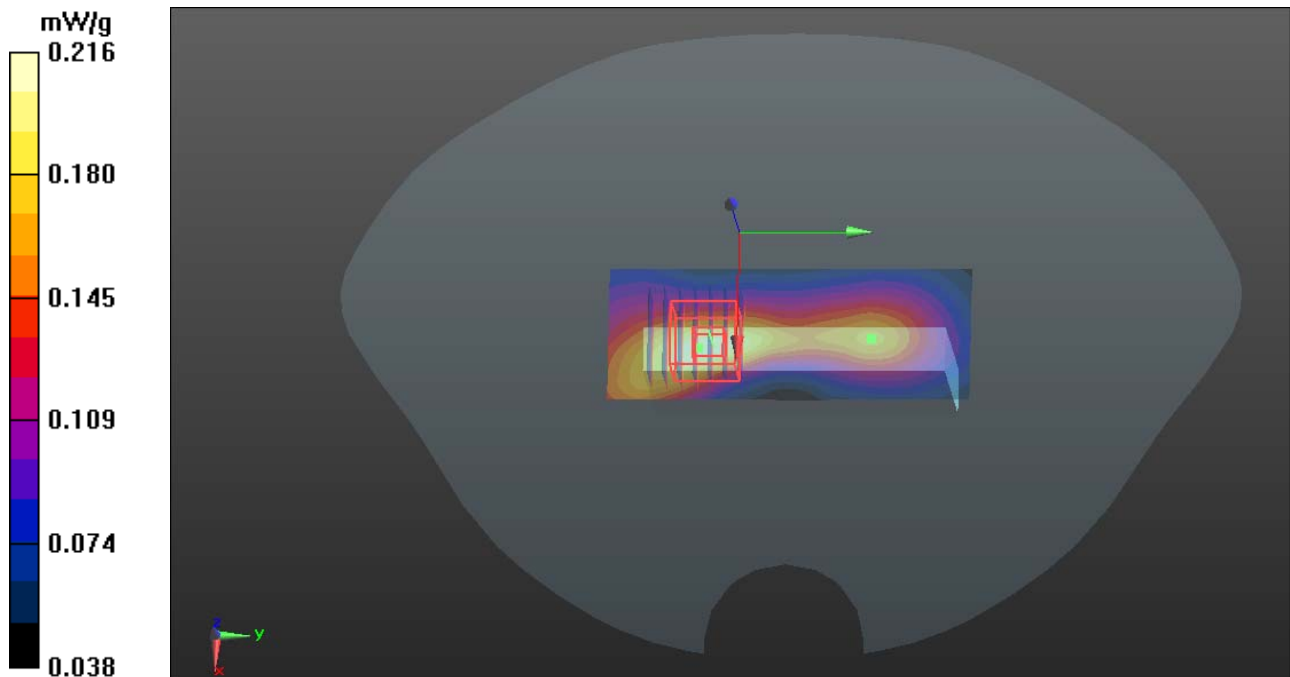
**GPRS1900/ Right Low CH512/Zoom Scan (7x7x7)/Cube 0:** Measurement grid: dx=5mm, dy=5mm, dz=5mm

Reference Value = 6.272 V/m; Power Drift = 0.06 dB

Peak SAR (extrapolated) = 0.415 W/kg

**SAR(1 g) = 0.153 mW/g; SAR(10 g) = 0.104 mW/g**

Maximum value of SAR (measured) = 0.216 mW/g





Test Laboratory: Compliance Certification Services Inc.

October 14, 2012

**GPRS 1900-Body-Hotspot Left Low CH512**

**DUT: Mobile phone; Type: S729; Serial: N/A**

Communication System: GPRS; Communication System Band: GPRS 1900 (1850.2 - 1909.8MHz);  
Frequency: 1850.2 MHz; Communication System PAR: 3.01dB

Ambient: Temperature: 21 °C Relative humidity: 58% Liquid : Temperature: 20 °C

Medium parameters used:  $f = 1850.2\text{MHz}$ ;  $\sigma = 1.52\text{mho/m}$ ;  $\epsilon_r = 53.258$ ;  $\rho = 1000\text{ kg/m}^3$

Phantom section: Flat Section

Measurement Standard: DASYS (IEEE/IEC/ANSI C63.19-2007)

DASY5 Configuration:

- Probe: EX3DV4 - SN3798; ConvF(9.07, 9.07, 9.07); Calibrated: 7/25/2012
- Sensor-Surface: 2.5mm (Mechanical Surface Detection)
- Electronics: DAE4 Sn1245; Calibrated: 7/20/2012
- Phantom: Twin SAM Phantom; Type: QD 000 P40 CD; Serial: 1609
- DASYS 52.8.0(692); SEMCAD X 14.6.4(4989)

**GPRS1900/ Left Low CH512/Area Scan (81x31x1):** Measurement grid:  $dx=15\text{mm}$ ,  $dy=15\text{mm}$

Maximum value of SAR (measured) = 0.202 mW/g

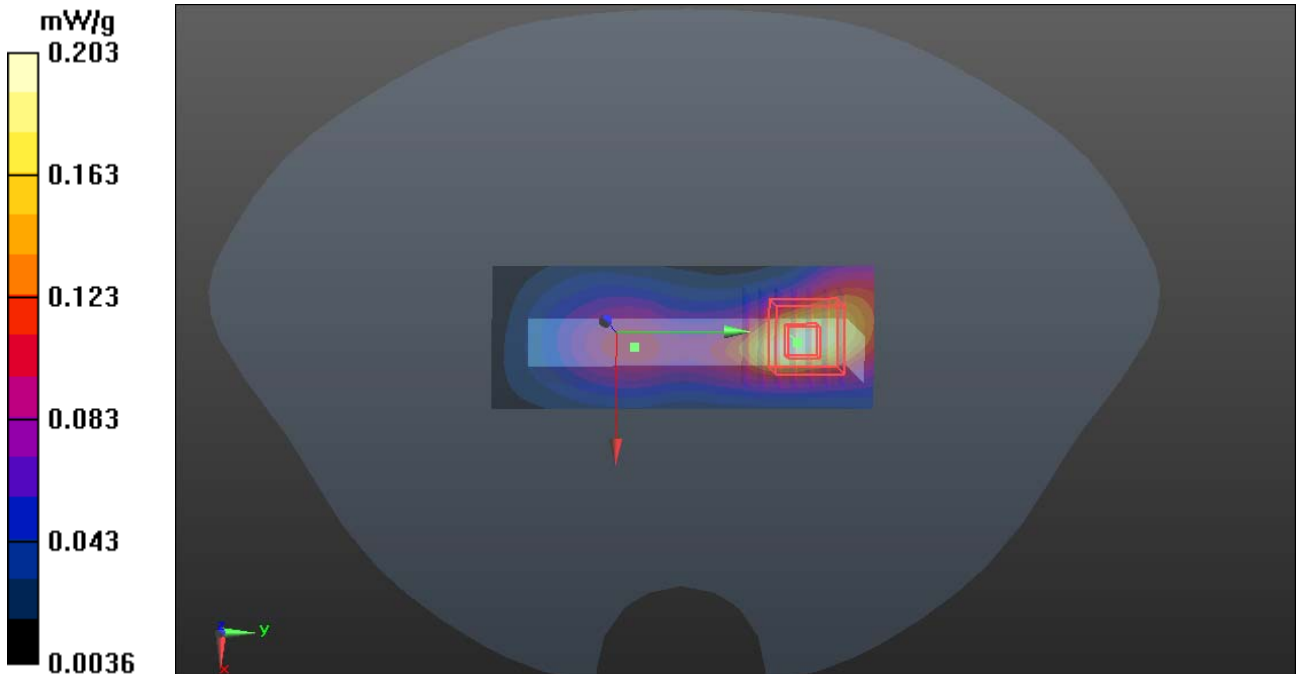
**GPRS1900/ Left Low CH512/Zoom Scan (7x7x7)/Cube 0:** Measurement grid:  $dx=5\text{mm}$ ,  $dy=5\text{mm}$ ,  $dz=5\text{mm}$

Reference Value = 7.378 V/m; Power Drift = 0.05 dB

Peak SAR (extrapolated) = 0.418W/kg

**SAR(1 g) = 0.129 mW/g; SAR(10 g) = 0.089 mW/g**

Maximum value of SAR (measured) = 0.203 mW/g





Test Laboratory: Compliance Certification Services Inc.

October 14, 2012

**EDGE-1900-Body-Hotspot Up Low CH512**

**DUT: Mobile phone; Type: S729; Serial: N/A**

Communication System: EDGE; Communication System Band: EDGE 1900 (1850.2 - 1909.8MHz);

Frequency: 1850.2 MHz; Communication System PAR: 3.01dB

Ambient: Temperature: 21 °C Relative humidity: 58% Liquid : Temperature: 20 °C

Medium parameters used:  $f = 1850.2\text{MHz}$ ;  $\sigma = 1.52\text{mho/m}$ ;  $\epsilon_r = 53.258$ ;  $\rho = 1000\text{ kg/m}^3$

Phantom section: Flat Section

Measurement Standard: DASYS (IEEE/IEC/ANSI C63.19-2007)

DASY Configuration:

- Probe: EX3DV4 - SN3798; ConvF(9.07, 9.07, 9.07); Calibrated: 7/25/2012
- Sensor-Surface: 2.5mm (Mechanical Surface Detection)
- Electronics: DAE4 Sn1245; Calibrated: 7/20/2012
- Phantom: Twin SAM Phantom; Type: QD 000 P40 CD; Serial: 1609
- DASYS 52.8.0(692); SEMCAD X 14.6.4(4989)

**EDGE1900/ Up Low CH512/Area Scan (51x81x1):** Measurement grid:  $dx=15\text{mm}$ ,  $dy=15\text{mm}$

Maximum value of SAR (measured) = 0.343 mW/g

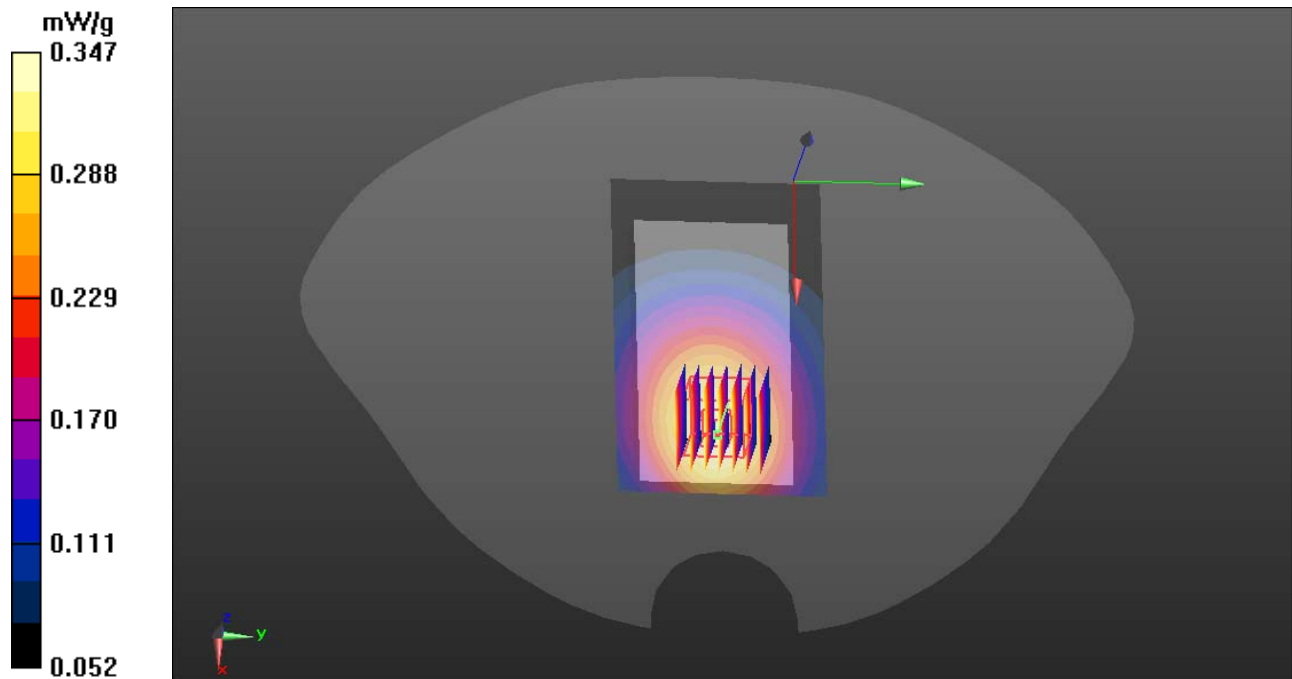
**EDGE1900/ Up Low CH512/Zoom Scan (7x7x7)/Cube 0:** Measurement grid:  $dx=5\text{mm}$ ,  $dy=5\text{mm}$ ,  $dz=5\text{mm}$

Reference Value = 15.949 V/m; Power Drift = 0.02 dB

Peak SAR (extrapolated) = 0.523 W/kg

**SAR(1 g) = 0.234 mW/g; SAR(10 g) = 0.162 mW/g**

Maximum value of SAR (measured) = 0.347mW/g





Test Laboratory: Compliance Certification Services Inc.

October 14, 2012

**EDGE-1900-Body-Hotspot Down Low CH512**

**DUT: Mobile phone; Type: S729; Serial: N/A**

Communication System: EDGE; Communication System Band: EDGE 1900 (1850.2 - 1909.8MHz);

Frequency: 1850.2 MHz; Communication System PAR: 3.01dB

Ambient: Temperature: 21 °C Relative humidity: 58% Liquid : Temperature: 20 °C

Medium parameters used:  $f = 1850.2\text{MHz}$ ;  $\sigma = 1.52\text{mho/m}$ ;  $\epsilon_r = 53.258$ ;  $\rho = 1000\text{ kg/m}^3$

Phantom section: Flat Section

Measurement Standard: DASYS (IEEE/IEC/ANSI C63.19-2007)

DASY Configuration:

- Probe: EX3DV4 - SN3798; ConvF(9.07, 9.07, 9.07); Calibrated: 7/25/2012
- Sensor-Surface: 2.5mm (Mechanical Surface Detection)
- Electronics: DAE4 Sn1245; Calibrated: 7/20/2012
- Phantom: Twin SAM Phantom; Type: QD 000 P40 CD; Serial: 1609
- DASYS 52.8.0(692); SEMCAD X 14.6.4(4989)

**EDGE1900/ Down Low CH512/Area Scan (51x81x1):** Measurement grid:  $dx=15\text{mm}$ ,  $dy=15\text{mm}$

Maximum value of SAR (measured) = 0.592mW/g

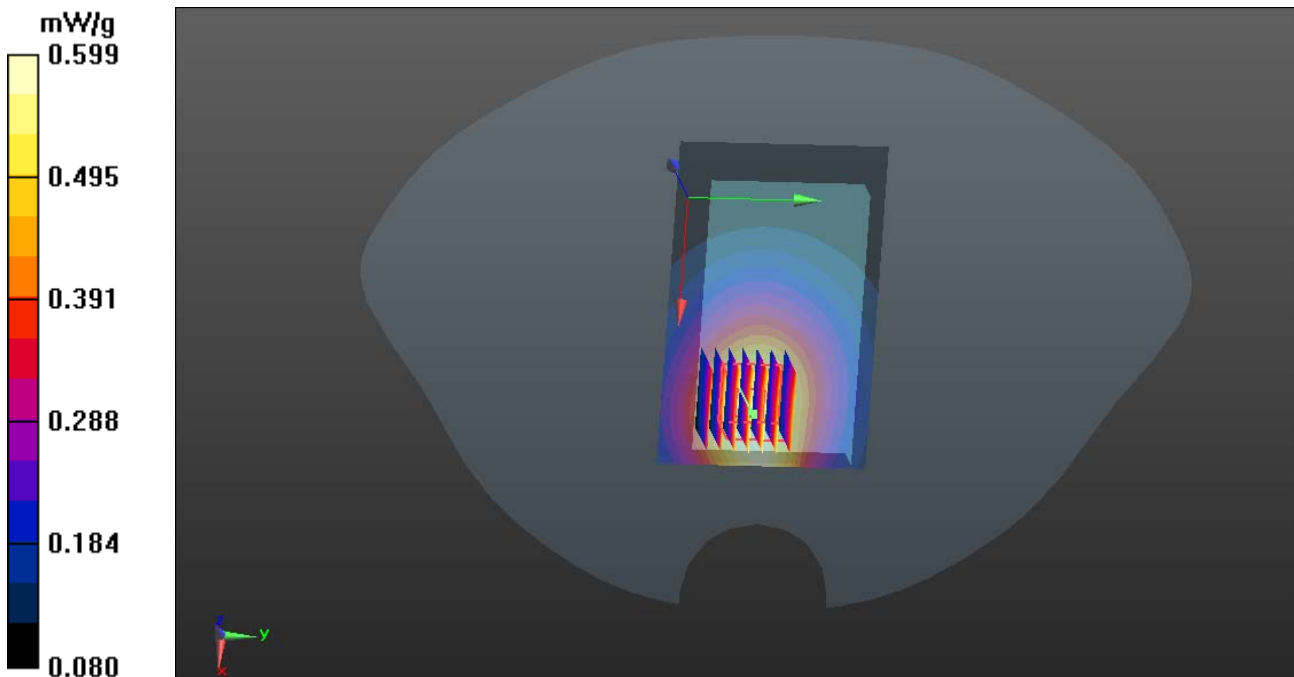
**EDGE1900/ Down Low CH512/Zoom Scan (7x7x7)/Cube 0:** Measurement grid:  $dx=5\text{mm}$ ,  $dy=5\text{mm}$ ,  $dz=5\text{mm}$

Reference Value = 14.355 V/m; Power Drift = 0.03 dB

Peak SAR (extrapolated) = 0.976 W/kg

**SAR(1 g) = 0.401 mW/g; SAR(10 g) = 0.285 mW/g**

Maximum value of SAR (measured) = 0.599 mW/g







Test Laboratory: Compliance Certification Services Inc.

October 14, 2012

**EDGE-1900-Body-Hotspot Bottom Low CH512**

**DUT: Mobile phone; Type: S729; Serial: N/A**

Communication System: EDGE; Communication System Band: EDGE 1900 (1850.2 - 1909.8MHz);

Frequency: 1850.2 MHz; Communication System PAR: 3.01dB

Ambient: Temperature: 21 °C Relative humidity: 58% Liquid : Temperature: 20 °C

Medium parameters used:  $f = 1850.2\text{MHz}$ ;  $\sigma = 1.52\text{mho/m}$ ;  $\epsilon_r = 53.258$ ;  $\rho = 1000\text{ kg/m}^3$

Phantom section: Flat Section

Measurement Standard: DASYS (IEEE/IEC/ANSI C63.19-2007)

DASY Configuration:

- Probe: EX3DV4 - SN3798; ConvF(9.07, 9.07, 9.07); Calibrated: 7/25/2012
- Sensor-Surface: 2.5mm (Mechanical Surface Detection)
- Electronics: DAE4 Sn1245; Calibrated: 7/20/2012
- Phantom: Twin SAM Phantom; Type: QD 000 P40 CD; Serial: 1609
- DASYS 52.8.0(692); SEMCAD X 14.6.4(4989)

**EDGE1900/ Bottom Low CH512/Area Scan (51x31x1):** Measurement grid: dx=15mm, dy=15mm

Maximum value of SAR (measured) = 0.543 mW/g

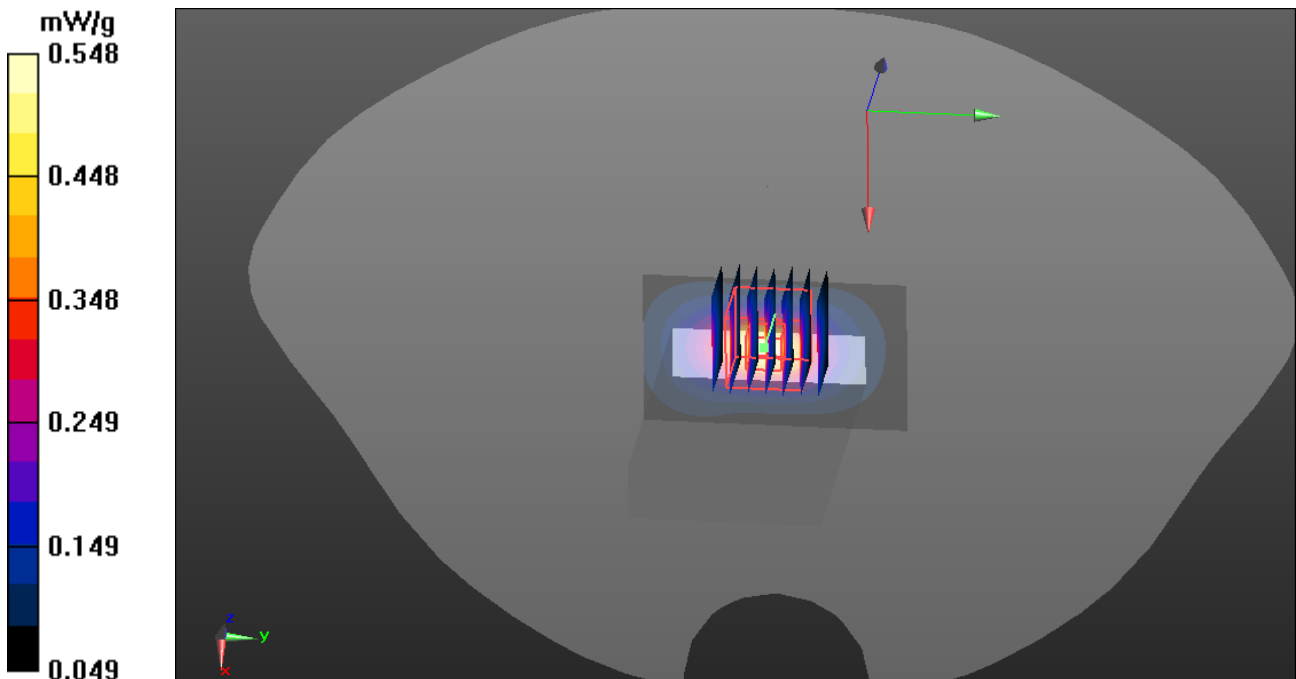
**EDGE1900/ Bottom Low CH512/Zoom Scan (7x7x7)/Cube 0:** Measurement grid: dx=5mm, dy=5mm, dz=5mm

Reference Value = 15.367 V/m; Power Drift = -0.03 dB

Peak SAR (extrapolated) = 0.876 W/kg

**SAR(1 g) = 0.392 mW/g; SAR(10 g) = 0.291mW/g**

Maximum value of SAR (measured) = 0.548 mW/g





Test Laboratory: Compliance Certification Services Inc.

October 14, 2012

**EDGE-1900-Body-Hotspot Right Low CH512**

**DUT: Mobile phone; Type: S729; Serial: N/A**

Communication System: EDGE; Communication System Band: EDGE 1900 (1850.2 - 1909.8MHz);

Frequency: 1850.2 MHz; Communication System PAR: 3.01dB

Ambient: Temperature: 21 °C Relative humidity: 58% Liquid : Temperature: 20 °C

Medium parameters used:  $f = 1850.2\text{MHz}$ ;  $\sigma = 1.52\text{mho/m}$ ;  $\epsilon_r = 53.258$ ;  $\rho = 1000\text{ kg/m}^3$

Phantom section: Flat Section

Measurement Standard: DASYS (IEEE/IEC/ANSI C63.19-2007)

DASY Configuration:

- Probe: EX3DV4 - SN3798; ConvF(9.07, 9.07, 9.07); Calibrated: 7/25/2012
- Sensor-Surface: 2.5mm (Mechanical Surface Detection)
- Electronics: DAE4 Sn1245; Calibrated: 7/20/2012
- Phantom: Twin SAM Phantom; Type: QD 000 P40 CD; Serial: 1609
- DASYS 52.8.0(692); SEMCAD X 14.6.4(4989)

**EDGE1900/ Right Low CH512/Area Scan (81x31x1):** Measurement grid: dx=15mm, dy=15mm

Maximum value of SAR (measured) = 0.214 mW/g

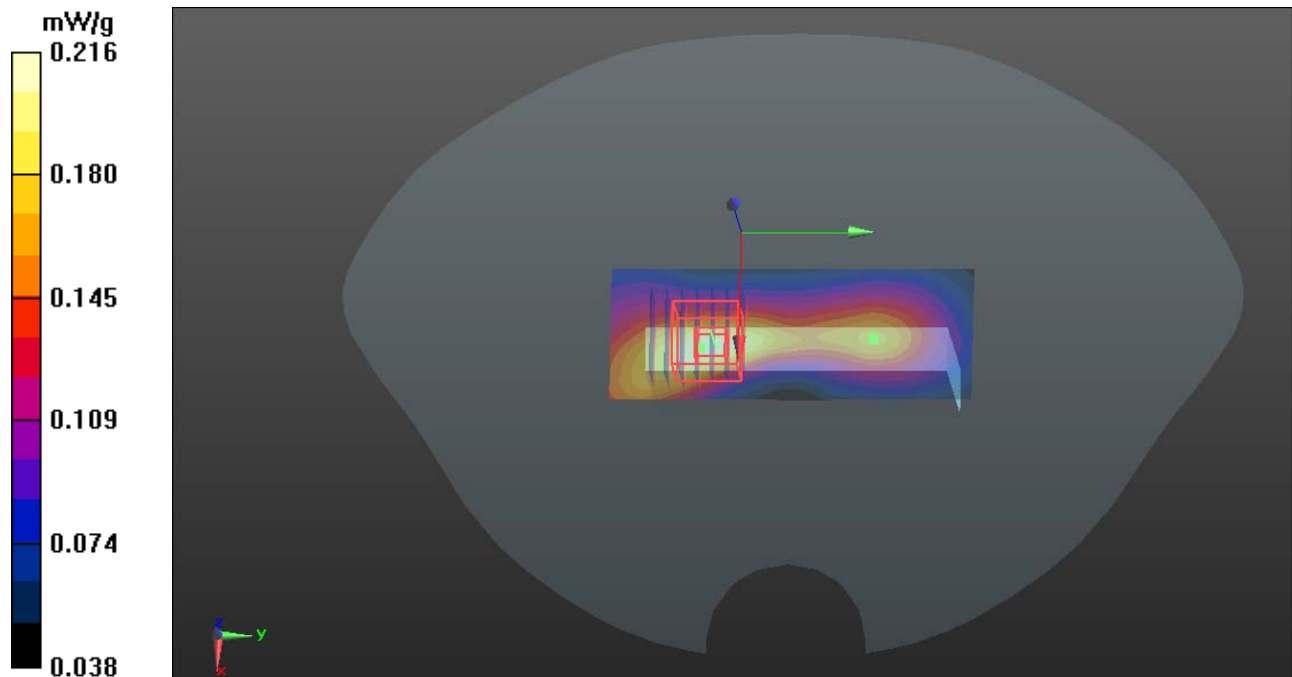
**EDGE1900/ Right Low CH512/Zoom Scan (7x7x7)/Cube 0:** Measurement grid: dx=5mm, dy=5mm, dz=5mm

Reference Value = 6.272 V/m; Power Drift = 0.09 dB

Peak SAR (extrapolated) = 0.397 W/kg

**SAR(1 g) = 0.156 mW/g; SAR(10 g) = 0.105 mW/g**

Maximum value of SAR (measured) = 0.216 mW/g





Test Laboratory: Compliance Certification Services Inc.

October 14, 2012

**EDGE 1900-Body-Hotspot Left Low CH512**

**DUT: Mobile phone; Type: S729; Serial: N/A**

Communication System: EDGE; Communication System Band: EDGE 1900 (1850.2 - 1909.8MHz);

Frequency: 1850.2 MHz; Communication System PAR: 3.01dB

Ambient: Temperature: 21 °C Relative humidity: 58% Liquid : Temperature: 20 °C

Medium parameters used:  $f = 1850.2\text{MHz}$ ;  $\sigma = 1.52\text{mho/m}$ ;  $\epsilon_r = 53.258$ ;  $\rho = 1000\text{ kg/m}^3$

Phantom section: Flat Section

Measurement Standard: DASYS (IEEE/IEC/ANSI C63.19-2007)

DASY5 Configuration:

- Probe: EX3DV4 - SN3798; ConvF(9.07, 9.07, 9.07); Calibrated: 7/25/2012
- Sensor-Surface: 2.5mm (Mechanical Surface Detection)
- Electronics: DAE4 Sn1245; Calibrated: 7/20/2012
- Phantom: Twin SAM Phantom; Type: QD 000 P40 CD; Serial: 1609
- DASY52 52.8.0(692); SEMCAD X 14.6.4(4989)

**EDGE1900/ Left Low CH512/Area Scan (81x31x1):** Measurement grid:  $dx=15\text{mm}$ ,  $dy=15\text{mm}$

Maximum value of SAR (measured) = 0.218 mW/g

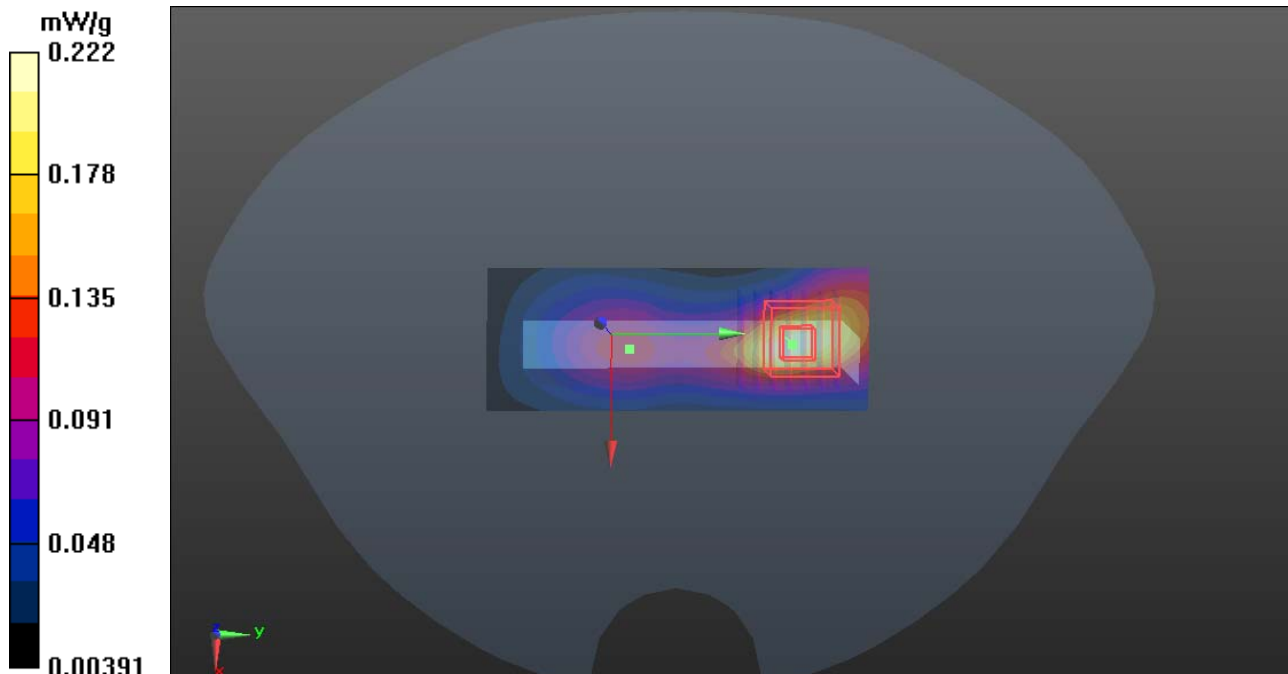
**EDGE1900/ Left Low CH512/Zoom Scan (7x7x7)/Cube 0:** Measurement grid:  $dx=5\text{mm}$ ,  $dy=5\text{mm}$ ,  $dz=5\text{mm}$

Reference Value = 7.378 V/m; Power Drift = 0.04 dB

Peak SAR (extrapolated) = 0.438W/kg

**SAR(1 g) = 0.138 mW/g; SAR(10 g) = 0.091 mW/g**

Maximum value of SAR (measured) = 0.222 mW/g





Test Laboratory: Compliance Certification Services Inc.

October 14, 2012

**WCDMA Band II Body-Hotspot Up Low CH9262**

**DUT: Mobile phone; Type: S729; Serial: N/A**

Communication System: FDD WCDMA; Communication System Band: Band II; Frequency: 1850.2MHz; Communication System PAR: 0 dB

Ambient: Temperature: 21 °C Relative humidity: 58% Liquid : Temperature: 20 °C

Medium parameters used:  $f = 1850.4$  MHz;  $\sigma = 1.527$  mho/m;  $\epsilon_r = 52.807$ ;  $\rho = 1000$  kg/m<sup>3</sup>

Phantom section: Flat Section

Measurement Standard: DAS5 (IEEE/IEC/ANSI C63.19-2007)

DASY Configuration:

- Probe: EX3DV4 - SN3798; ConvF(9.07, 9.07, 9.07); Calibrated: 7/25/2012
- Sensor-Surface: 2.5mm (Mechanical Surface Detection)
- Electronics: DAE4 Sn1245; Calibrated: 7/20/2012
- Phantom: Twin SAM Phantom; Type: QD 000 P40 CD; Serial: 1609
- DASY52 52.8.0(692); SEMCAD X 14.6.4(4989)

**WCDMA Band II /Body Up Low CH9262/Area Scan (51x81x1):** Measurement grid: dx=15mm, dy=15mm

Maximum value of SAR (measured) = 0.600 mW/g

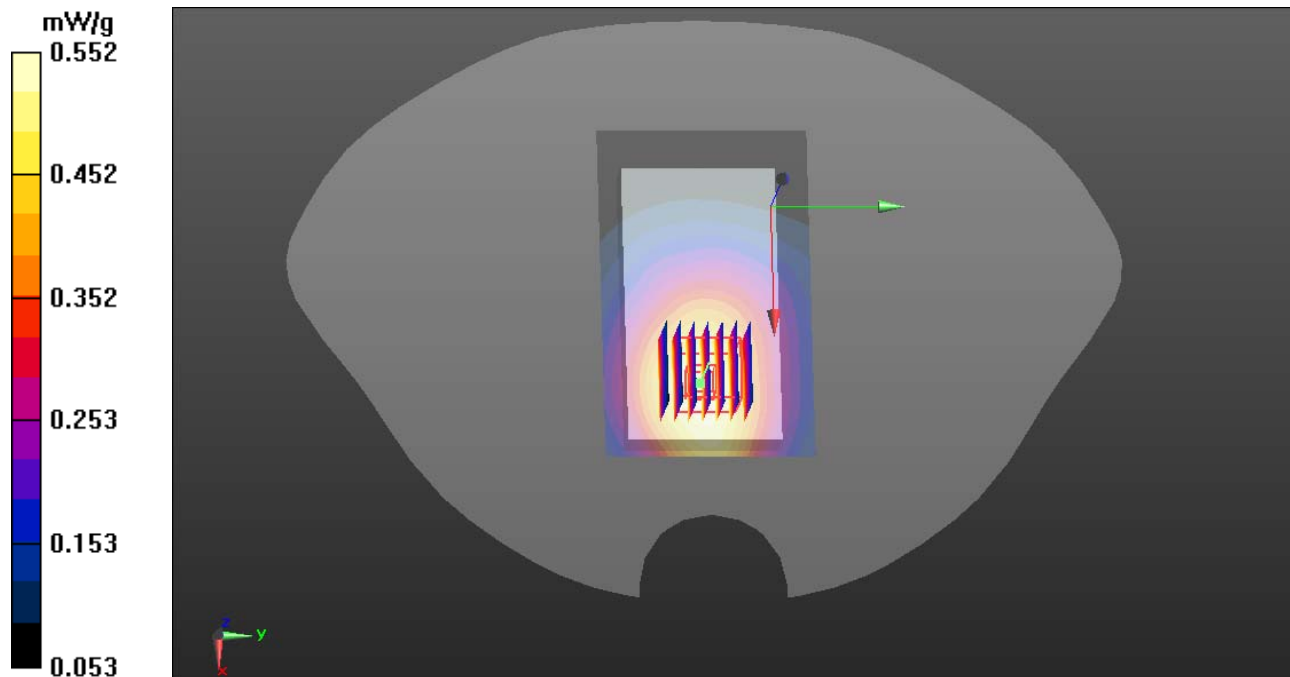
**WCDMA Band II /Body Up Low CH9262/Zoom Scan (7x7x7)/Cube 0:** Measurement grid: dx=5mm, dy=5mm, dz=5mm

Reference Value = 10.363 V/m; Power Drift = 0.06 dB

Peak SAR (extrapolated) = 0.689 W/kg

**SAR(1 g) = 0.482 mW/g; SAR(10 g) = 0.308 mW/g**

Maximum value of SAR (measured) = 0.552 mW/g





Test Laboratory: Compliance Certification Services Inc.

October 14, 2012

**WCDMA Band II Body-Hotspot Down Low CH9262**

**DUT: Mobile phone; Type: S729; Serial: N/A**

Communication System: FDD WCDMA; Communication System Band: Band II; Frequency: 1850.2MHz; Communication System PAR: 0 dB

Ambient: Temperature: 21 °C Relative humidity: 58% Liquid : Temperature: 20 °C

Medium parameters used:  $f = 1850.4$  MHz;  $\sigma = 1.527$  mho/m;  $\epsilon_r = 52.807$ ;  $\rho = 1000$  kg/m<sup>3</sup>

Phantom section: Flat Section

Measurement Standard: DASYS (IEEE/IEC/ANSI C63.19-2007)

DASY Configuration:

- Probe: EX3DV4 - SN3798; ConvF(9.07, 9.07, 9.07); Calibrated: 7/25/2012
- Sensor-Surface: 2.5mm (Mechanical Surface Detection)
- Electronics: DAE4 Sn1245; Calibrated: 7/20/2012
- Phantom: Twin SAM Phantom; Type: QD 000 P40 CD; Serial: 1609
- DASYS 52.8.0(692); SEMCAD X 14.6.4(4989)

**WCDMA Band II /Body Down Low CH9262/Area Scan (51x81x1):** Measurement grid: dx=15mm, dy=15mm

Maximum value of SAR (measured) = 0.608 mW/g

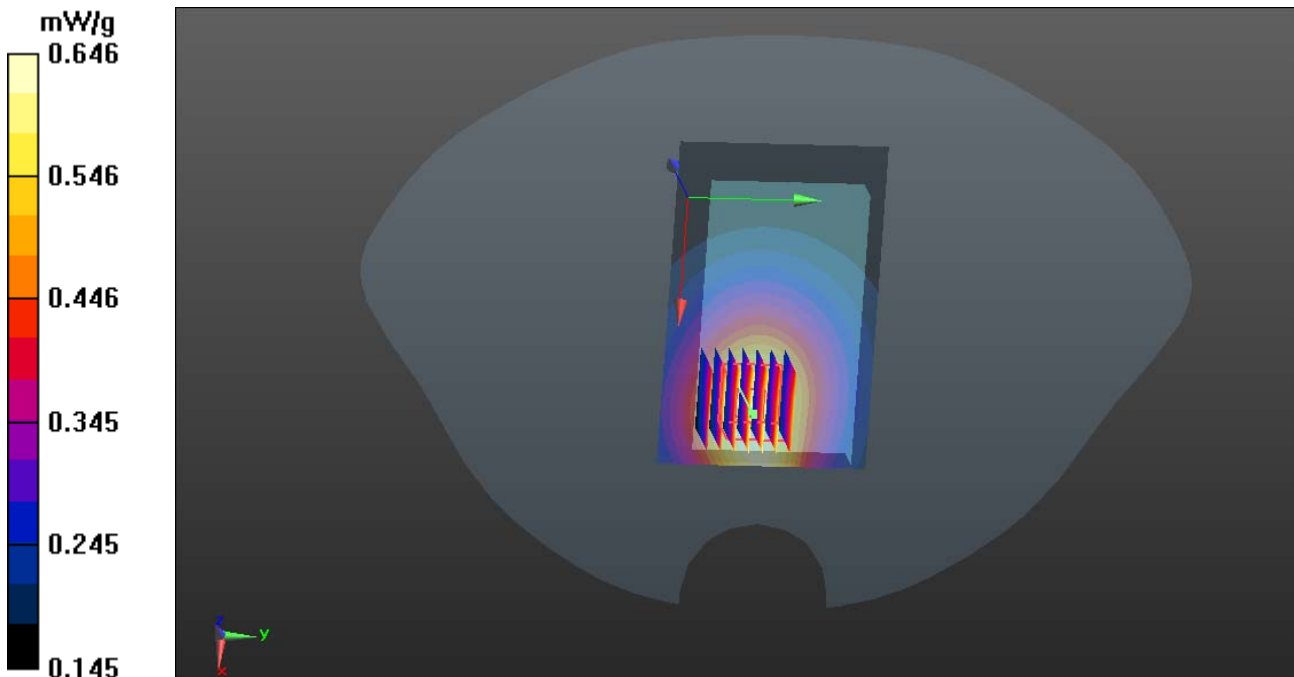
**WCDMA Band II /Body Down Low CH9262/Zoom Scan (7x7x7)/Cube 0:** Measurement grid: dx=5mm, dy=5mm, dz=5mm

Reference Value = 10.426 V/m; Power Drift = 0.09 dB

Peak SAR (extrapolated) = 0.702 W/kg

**SAR(1 g) = 0.568 mW/g; SAR(10 g) = 0.468 mW/g**

Maximum value of SAR (measured) = 0.646 mW/g





Test Laboratory: Compliance Certification Services Inc.

October 14, 2012

**WCDMA Band II Body-Hotspot Bottom Low CH9262**

**DUT: Mobile phone; Type: S729; Serial: N/A**

Communication System: FDD WCDMA; Communication System Band: Band II; Frequency: 1850.2MHz; Communication System PAR: 0 dB

Ambient: Temperature: 21 °C Relative humidity: 58% Liquid : Temperature: 20 °C

Medium parameters used:  $f = 1850.4 \text{ MHz}$ ;  $\sigma = 1.527 \text{ mho/m}$ ;  $\epsilon_r = 52.807$ ;  $\rho = 1000 \text{ kg/m}^3$

Phantom section: Flat Section

Measurement Standard: DASYS (IEEE/IEC/ANSI C63.19-2007)

DASY5 Configuration:

- Probe: EX3DV4 - SN3798; ConvF(9.07, 9.07, 9.07); Calibrated: 7/25/2012
- Sensor-Surface: 2.5mm (Mechanical Surface Detection)
- Electronics: DAE4 Sn1245; Calibrated: 7/20/2012
- Phantom: Twin SAM Phantom; Type: QD 000 P40 CD; Serial: 1609
- DASYS 52.8.0(692); SEMCAD X 14.6.4(4989)

**WCDMA Band II/ Bottom Low CH9262/Area Scan (51x31x1):** Measurement grid: dx=15mm, dy=15mm

Maximum value of SAR (measured) = 0.498 mW/g

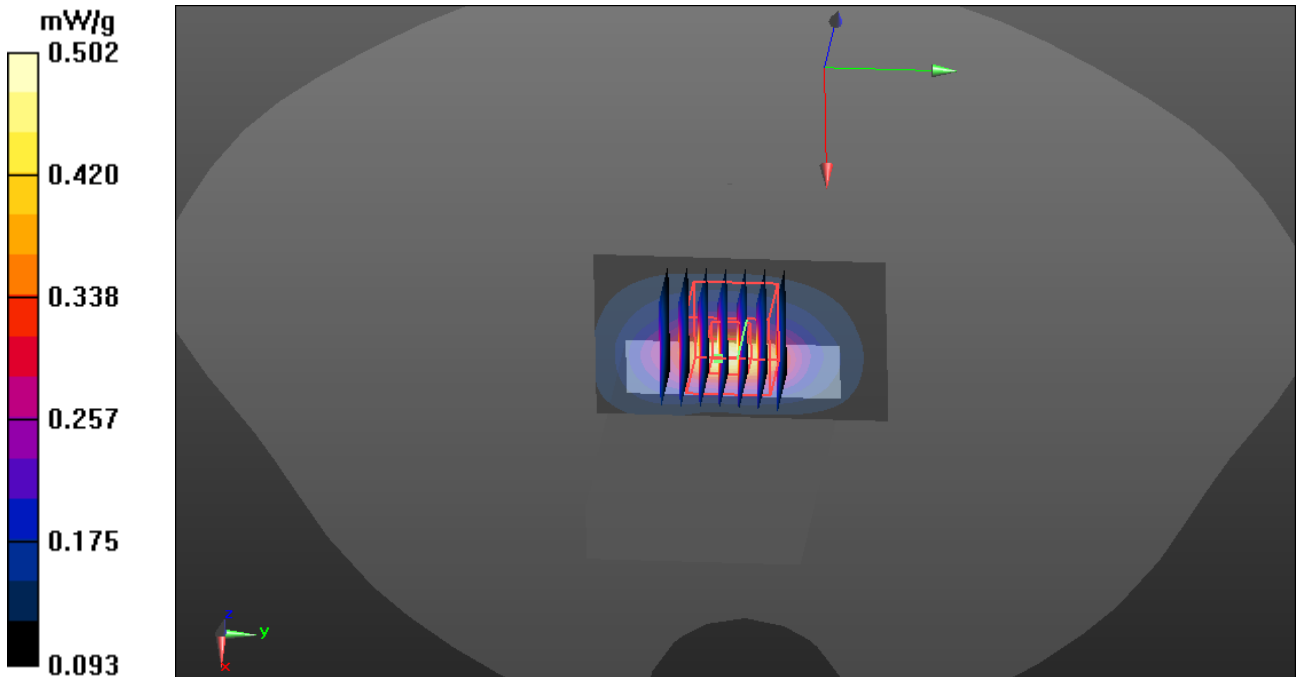
**WCDMA Band II/ Bottom Low CH9262/ Zoom Scan (7x7x7)/Cube 0:** Measurement grid: dx=5mm, dy=5mm, dz=5mm

Reference Value = 16.939 V/m; Power Drift = 0.06 dB

Peak SAR (extrapolated) = 0.724 W/kg

**SAR(1 g) = 0.418 mW/g; SAR(10 g) = 0.302 mW/g**

Maximum value of SAR (measured) = 0.502 mW/g





Test Laboratory: Compliance Certification Services Inc.

October 14, 2012

**WCDMA Band II Body-Hotspot Right Low CH9262**

**DUT: Mobile phone; Type: S729; Serial: N/A**

Communication System: FDD WCDMA; Communication System Band: Band II; Frequency: 1850.2MHz; Communication System PAR: 0 dB

Ambient: Temperature: 21 °C Relative humidity: 58% Liquid : Temperature: 20 °C

Medium parameters used:  $f = 1850.4 \text{ MHz}$ ;  $\sigma = 1.527 \text{ mho/m}$ ;  $\epsilon_r = 52.807$ ;  $\rho = 1000 \text{ kg/m}^3$

Phantom section: Flat Section

Measurement Standard: DASYS (IEEE/IEC/ANSI C63.19-2007)

DASY5 Configuration:

- Probe: EX3DV4 - SN3798; ConvF(9.07, 9.07, 9.07); Calibrated: 7/25/2012
- Sensor-Surface: 2.5mm (Mechanical Surface Detection)
- Electronics: DAE4 Sn1245; Calibrated: 7/20/2012
- Phantom: Twin SAM Phantom; Type: QD 000 P40 CD; Serial: 1609
- DASY52 52.8.0(692); SEMCAD X 14.6.4(4989)

**WCDMA Band II/ Right Low CH9262/Area Scan (81x31x1):** Measurement grid: dx=15mm, dy=15mm

Maximum value of SAR (measured) = 0.413 mW/g

**WCDMA Band II/ Right Low CH9262/ Zoom Scan (7x7x7)/Cube 0:** Measurement grid: dx=5mm, dy=5mm, dz=5mm

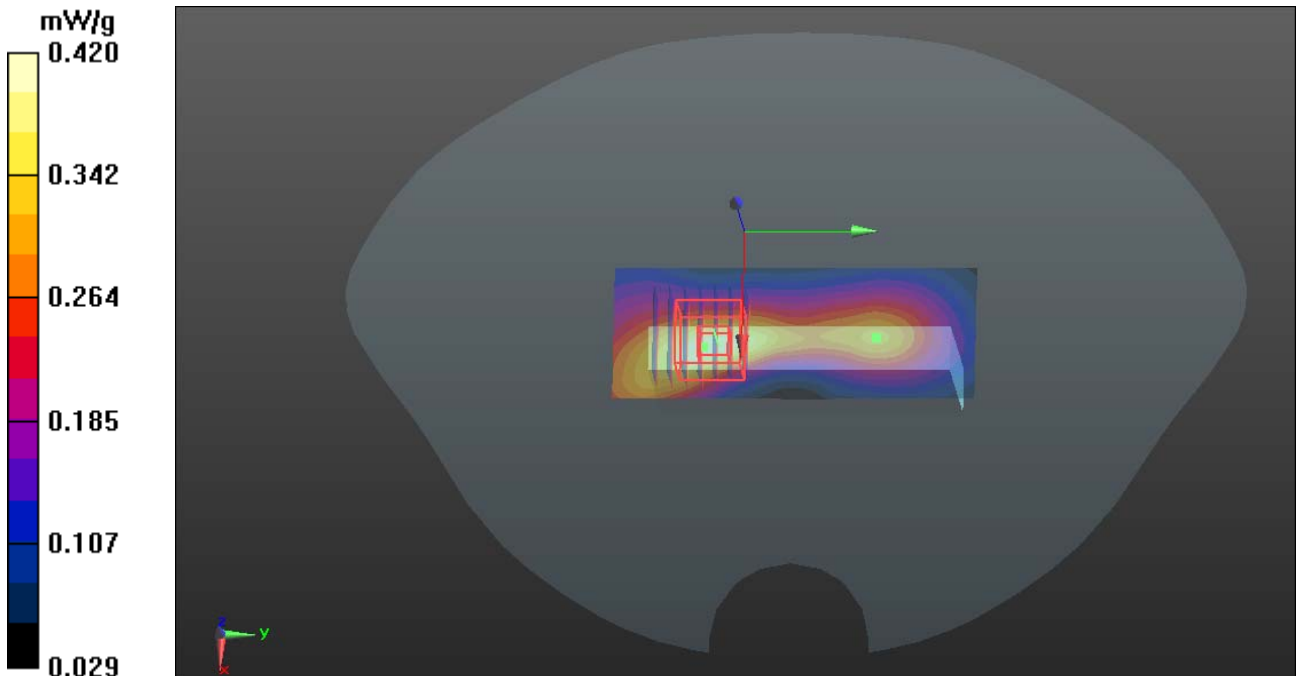
Reference Value = 17.186 V/m; Power Drift = -0.03 dB

Peak SAR (extrapolated) = 0.687 mW/g

Peak SAR (extrapolated) = 0.687 mW/g

**SAR(1 g) = 0.318 mW/g; SAR(10 g) = 0.211mW/g**

Maximum value of SAR (measured) = 0.420 mW/g





Test Laboratory: Compliance Certification Services Inc.

October 14, 2012

**WCDMA Band II Body-Hotspot Left Low CH9262**

**DUT: Mobile phone; Type: S729; Serial: N/A**

Communication System: FDD WCDMA; Communication System Band: Band II; Frequency: 1850.2MHz; Communication System PAR: 0 dB

Ambient: Temperature: 21 °C Relative humidity: 58% Liquid : Temperature: 20 °C

Medium parameters used:  $f = 1850.4$  MHz;  $\sigma = 1.527$  mho/m;  $\epsilon_r = 52.807$ ;  $\rho = 1000$  kg/m<sup>3</sup>

Phantom section: Flat Section

Measurement Standard: DASYS (IEEE/IEC/ANSI C63.19-2007)

DASY5 Configuration:

- Probe: EX3DV4 - SN3798; ConvF(9.07, 9.07, 9.07); Calibrated: 7/25/2012
- Sensor-Surface: 2.5mm (Mechanical Surface Detection)
- Electronics: DAE4 Sn1245; Calibrated: 7/20/2012
- Phantom: Twin SAM Phantom; Type: QD 000 P40 CD; Serial: 1609
- DASY52 52.8.0(692); SEMCAD X 14.6.4(4989)

**WCDMA Band II/ Left Low CH9262/Area Scan (81x31x1):** Measurement grid: dx=15mm, dy=15mm

Maximum value of SAR (measured) = 0.379 mW/g

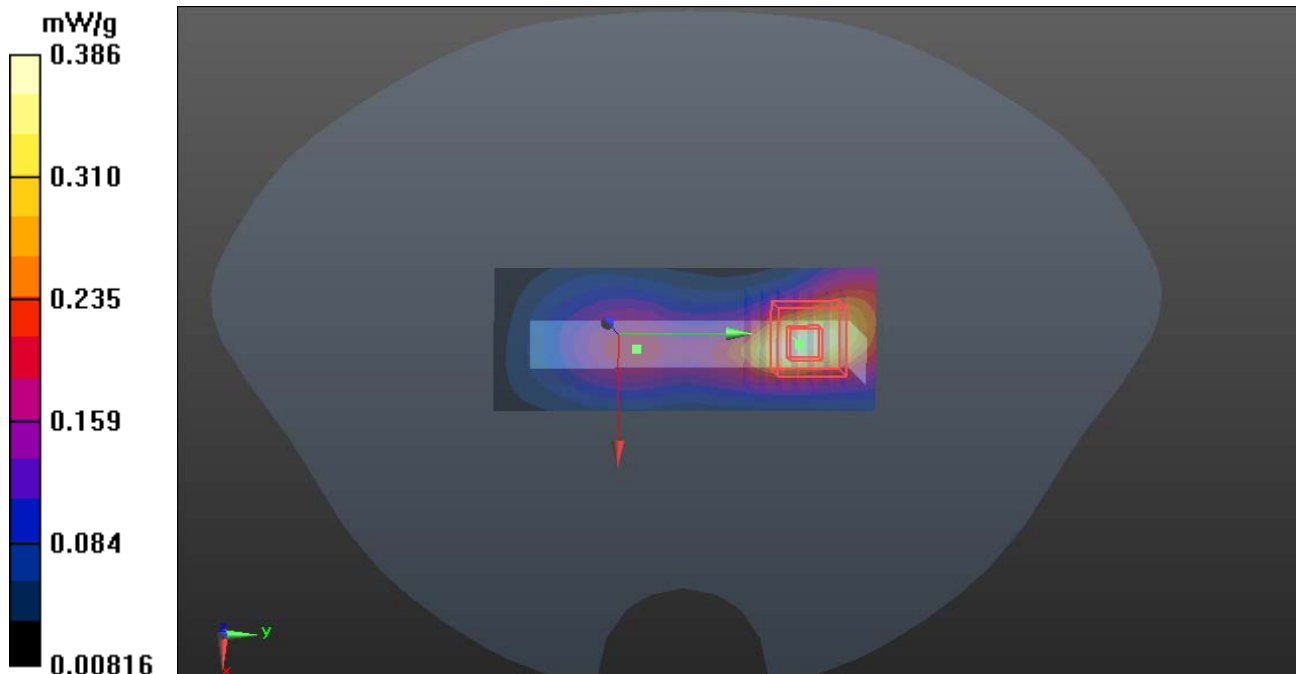
**WCDMA Band II/ Left Low CH9262/Zoom Scan (7x7x7)/Cube 0:** Measurement grid: dx=5mm, dy=5mm, dz=5mm

Reference Value = 21.276 V/m; Power Drift = -0.02 dB

Peak SAR (extrapolated) = 0.666 W/kg

**SAR(1 g) = 0.242 mW/g; SAR(10 g) = 0.121 mW/g**

Maximum value of SAR (measured) = 0.386 mW/g







Test Laboratory: Compliance Certification Services Inc.

October 12, 2012

**WCDMA Band V Body-Hotspot Up Low CH4132**

**DUT: Mobile phone; Type: S729; Serial: N/A**

Communication System: FDD WCDMA; Communication System Band: Band V; Frequency: 826.4 MHz; Communication System PAR: 0 dB

Ambient: Temperature: 21 °C Relative humidity: 58% Liquid : Temperature: 20 °C

Medium parameters used:  $f = 826.4$  MHz;  $\sigma = 0.897$  mho/m;  $\epsilon_r = 41.78$ ;  $\rho = 1000$  kg/m<sup>3</sup>

Phantom section: Flat Section

Measurement Standard: DAS5 (IEEE/IEC/ANSI C63.19-2007)

DASY Configuration:

- Probe: EX3DV4 - SN3798; ConvF(9.07, 9.07, 9.07); Calibrated: 7/25/2012
- Sensor-Surface: 2.5mm (Mechanical Surface Detection)
- Electronics: DAE4 Sn1245; Calibrated: 7/20/2012
- Phantom: Twin SAM Phantom; Type: QD 000 P40 CD; Serial: 1609
- DAS52 52.8.0(692); SEMCAD X 14.6.4(4989)

**WCDMA Band V /Body Up Low CH4132/Area Scan (51x81x1):** Measurement grid: dx=15mm, dy=15mm

Maximum value of SAR (measured) = 0.600 mW/g

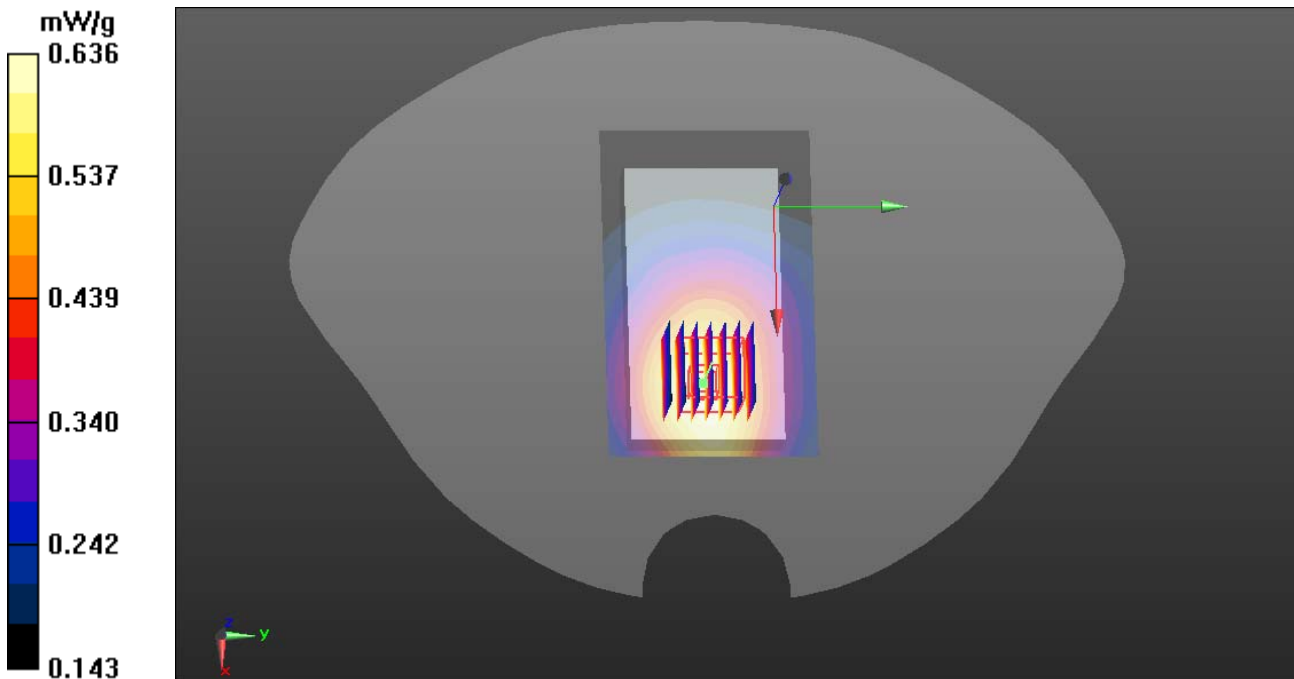
**WCDMA Band V /Body Up Low CH4132/Zoom Scan (7x7x7)/Cube 0:** Measurement grid: dx=5mm, dy=5mm, dz=5mm

Reference Value = 10.363 V/m; Power Drift = 0.03 dB

Peak SAR (extrapolated) = 0.689 W/kg

**SAR(1 g) = 0.553 mW/g; SAR(10 g) = 0.438 mW/g**

Maximum value of SAR (measured) = 0.636 mW/g





Test Laboratory: Compliance Certification Services Inc.

October 12, 2012

**WCDMA Band V Body-Hotspot Down Low CH4132**

**DUT: Mobile phone; Type: S729; Serial: N/A**

Communication System: FDD WCDMA; Communication System Band: Band V; Frequency: 826.4 MHz; Communication System PAR: 0 dB

Ambient: Temperature: 21 °C Relative humidity: 58% Liquid : Temperature: 20 °C

Medium parameters used:  $f = 826.4$  MHz;  $\sigma = 0.897$  mho/m;  $\epsilon_r = 41.78$ ;  $\rho = 1000$  kg/m<sup>3</sup>

Phantom section: Flat Section

Measurement Standard: DAS5 (IEEE/IEC/ANSI C63.19-2007)

DASY Configuration:

- Probe: EX3DV4 - SN3798; ConvF(9.07, 9.07, 9.07); Calibrated: 7/25/2012
- Sensor-Surface: 2.5mm (Mechanical Surface Detection)
- Electronics: DAE4 Sn1245; Calibrated: 7/20/2012
- Phantom: Twin SAM Phantom; Type: QD 000 P40 CD; Serial: 1609
- DAS52 52.8.0(692); SEMCAD X 14.6.4(4989)

**WCDMA Band V /Body Down Low CH4132/Area Scan (51x81x1):** Measurement grid: dx=15mm, dy=15mm

Maximum value of SAR (measured) = 0.608 mW/g

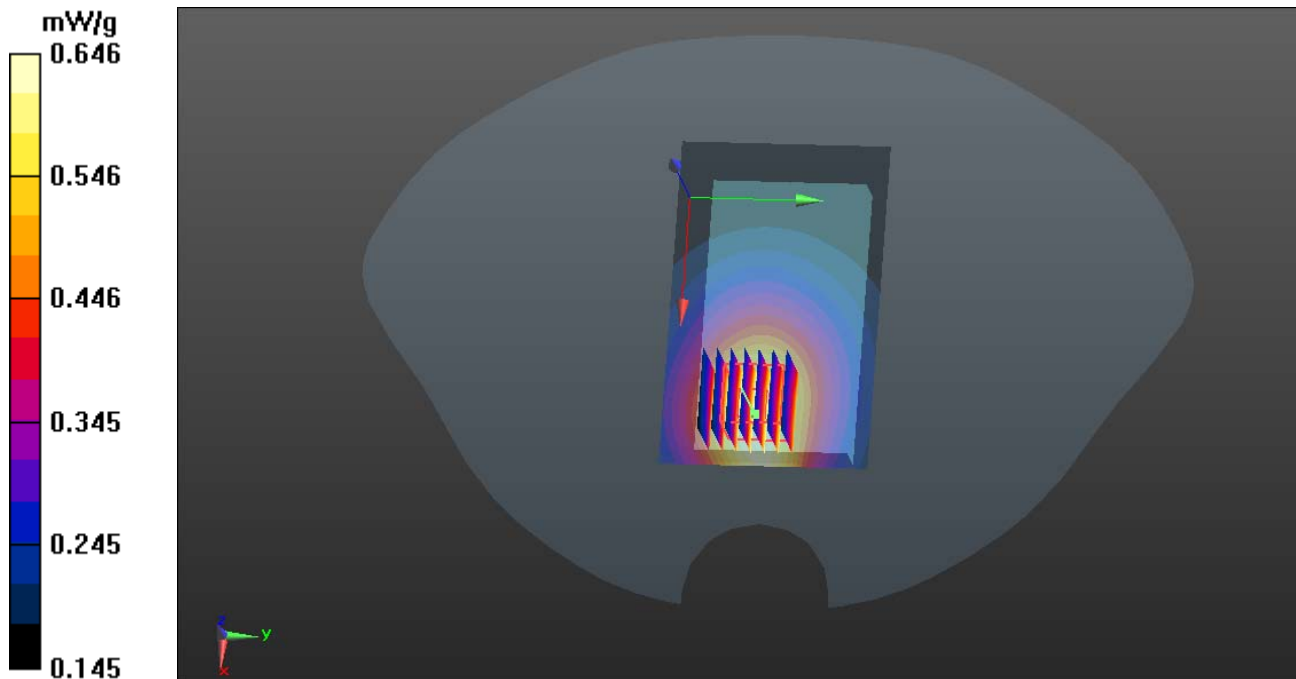
**WCDMA Band V /Body Down Low CH4132/Zoom Scan (7x7x7)/Cube 0:** Measurement grid: dx=5mm, dy=5mm, dz=5mm

Reference Value = 10.426 V/m; Power Drift = 0.09 dB

Peak SAR (extrapolated) = 0.702 W/kg

**SAR(1 g) = 0.568 mW/g; SAR(10 g) = 0.468 mW/g**

Maximum value of SAR (measured) = 0.646 mW/g





Test Laboratory: Compliance Certification Services Inc.

October 12, 2012

**WCDMA Band V Body-Hotspot Bottom Low CH4132**

**DUT: Mobile phone; Type: S729; Serial: N/A**

Communication System: FDD WCDMA; Communication System Band: Band V; Frequency: 826.4 MHz; Communication System PAR: 0 dB

Ambient: Temperature: 21 °C Relative humidity: 58% Liquid : Temperature: 20 °C

Medium parameters used:  $f = 826.4$  MHz;  $\sigma = 0.897$  mho/m;  $\epsilon_r = 41.78$ ;  $\rho = 1000$  kg/m<sup>3</sup>

Phantom section: Flat Section

Measurement Standard: DASYS (IEEE/IEC/ANSI C63.19-2007)

DASY5 Configuration:

- Probe: EX3DV4 - SN3798; ConvF(9.07, 9.07, 9.07); Calibrated: 7/25/2012
- Sensor-Surface: 2.5mm (Mechanical Surface Detection)
- Electronics: DAE4 Sn1245; Calibrated: 7/20/2012
- Phantom: Twin SAM Phantom; Type: QD 000 P40 CD; Serial: 1609
- DASYS 52.8.0(692); SEMCAD X 14.6.4(4989)

**WCDMA Band V/ Bottom Low CH4132/Area Scan (51x31x1):** Measurement grid: dx=15mm, dy=15mm

Maximum value of SAR (measured) = 0.572 mW/g

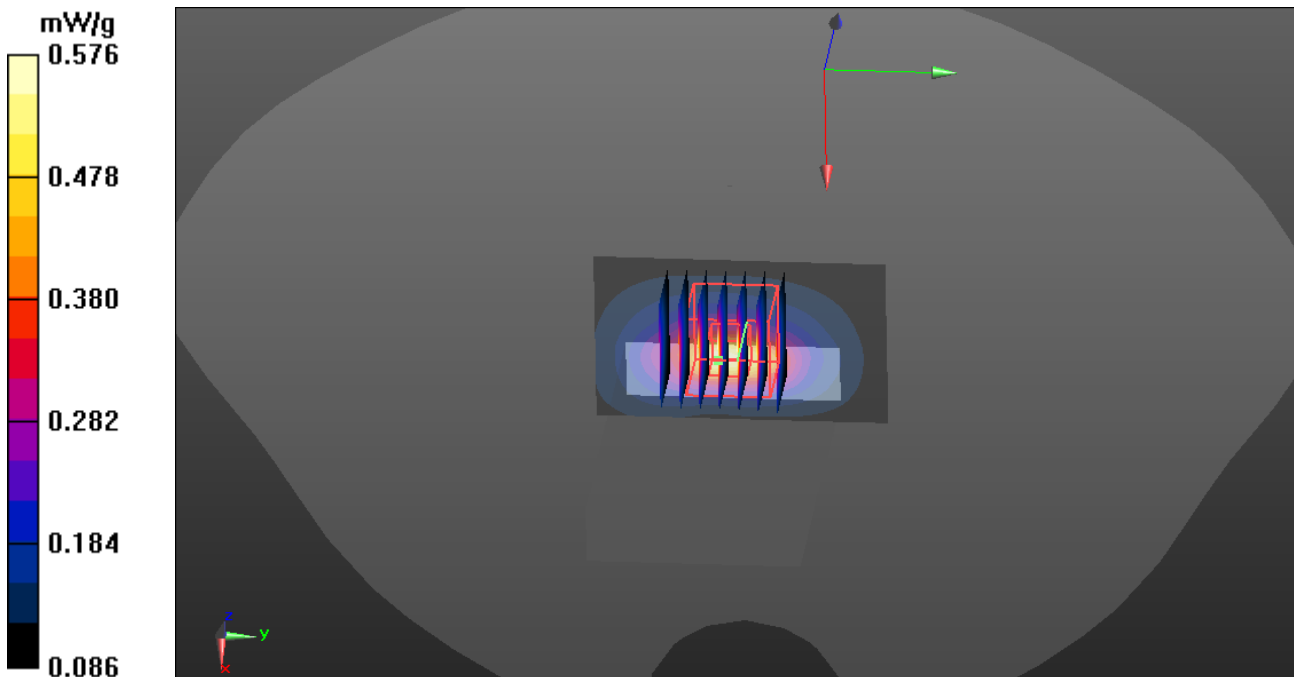
**WCDMA Band V/ Bottom Low CH4132/ Zoom Scan (7x7x7)/Cube 0:** Measurement grid: dx=5mm, dy=5mm, dz=5mm

Reference Value = 16.939 V/m; Power Drift = 0.05 dB

Peak SAR (extrapolated) = 0.824 W/kg

**SAR(1 g) = 0.455 mW/g; SAR(10 g) = 0.265 mW/g**

Maximum value of SAR (measured) = 0.576 mW/g





Test Laboratory: Compliance Certification Services Inc.

October 12, 2012

**WCDMA Band V Body-Hotspot Right Low CH4132**

**DUT: Mobile phone; Type: S729; Serial: N/A**

Communication System: FDD WCDMA; Communication System Band: Band V; Frequency: 826.4 MHz; Communication System PAR: 0 dB

Ambient: Temperature: 21 °C Relative humidity: 58% Liquid : Temperature: 20 °C

Medium parameters used:  $f = 826.4$  MHz;  $\sigma = 0.897$  mho/m;  $\epsilon_r = 41.78$ ;  $\rho = 1000$  kg/m<sup>3</sup>

Phantom section: Flat Section

Measurement Standard: DASYS (IEEE/IEC/ANSI C63.19-2007)

DASY5 Configuration:

- Probe: EX3DV4 - SN3798; ConvF(9.07, 9.07, 9.07); Calibrated: 7/25/2012
- Sensor-Surface: 2.5mm (Mechanical Surface Detection)
- Electronics: DAE4 Sn1245; Calibrated: 7/20/2012
- Phantom: Twin SAM Phantom; Type: QD 000 P40 CD; Serial: 1609
- DASY52 52.8.0(692); SEMCAD X 14.6.4(4989)

**WCDMA Band V/ Right Low CH4132/Area Scan (81x31x1):** Measurement grid: dx=15mm, dy=15mm

Maximum value of SAR (measured) = 0.922 mW/g

**WCDMA Band V/ Right Low CH4132/ Zoom Scan (7x7x7)/Cube 0:** Measurement grid: dx=5mm,

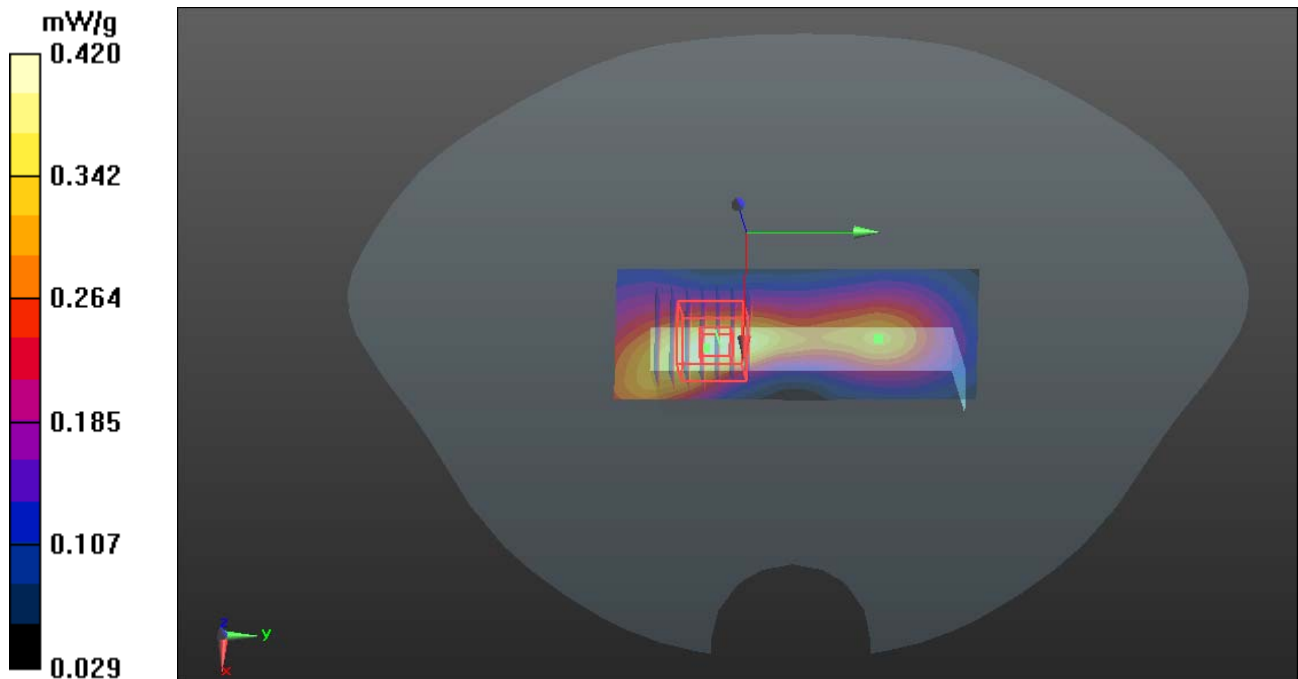
dy=5mm, dz=5mm

Reference Value = 17.186 V/m; Power Drift = -0.02 dB

Peak SAR (extrapolated) = 0.493 mW/g

**SAR(1 g) = 0.303 mW/g; SAR(10 g) = 0.214 mW/g**

Maximum value of SAR (measured) = 0.420 mW/g





Test Laboratory: Compliance Certification Services Inc.

October 12, 2012

**WCDMA Band V Body-Hotspot Left Low CH4132**

**DUT: Mobile phone; Type: S729; Serial: N/A**

Communication System: FDD WCDMA; Communication System Band: Band V; Frequency: 826.4 MHz; Communication System PAR: 0 dB

Ambient: Temperature: 21 °C Relative humidity: 58% Liquid : Temperature: 20 °C

Medium parameters used:  $f = 826.4$  MHz;  $\sigma = 0.897$  mho/m;  $\epsilon_r = 41.78$ ;  $\rho = 1000$  kg/m<sup>3</sup>

Phantom section: Flat Section

Measurement Standard: DASYS (IEEE/IEC/ANSI C63.19-2007)

DASY5 Configuration:

- Probe: EX3DV4 - SN3798; ConvF(9.07, 9.07, 9.07); Calibrated: 7/25/2012
- Sensor-Surface: 2.5mm (Mechanical Surface Detection)
- Electronics: DAE4 Sn1245; Calibrated: 7/20/2012
- Phantom: Twin SAM Phantom; Type: QD 000 P40 CD; Serial: 1609
- DASY52 52.8.0(692); SEMCAD X 14.6.4(4989)

**WCDMA Band V/ Left Low CH4132/Area Scan (81x31x1):** Measurement grid: dx=15mm, dy=15mm

Maximum value of SAR (measured) = 0.383 mW/g

**WCDMA Band V/ Left Low CH4132/Zoom Scan (7x7x7)/Cube 0:** Measurement grid: dx=5mm, dy=5mm, dz=5mm

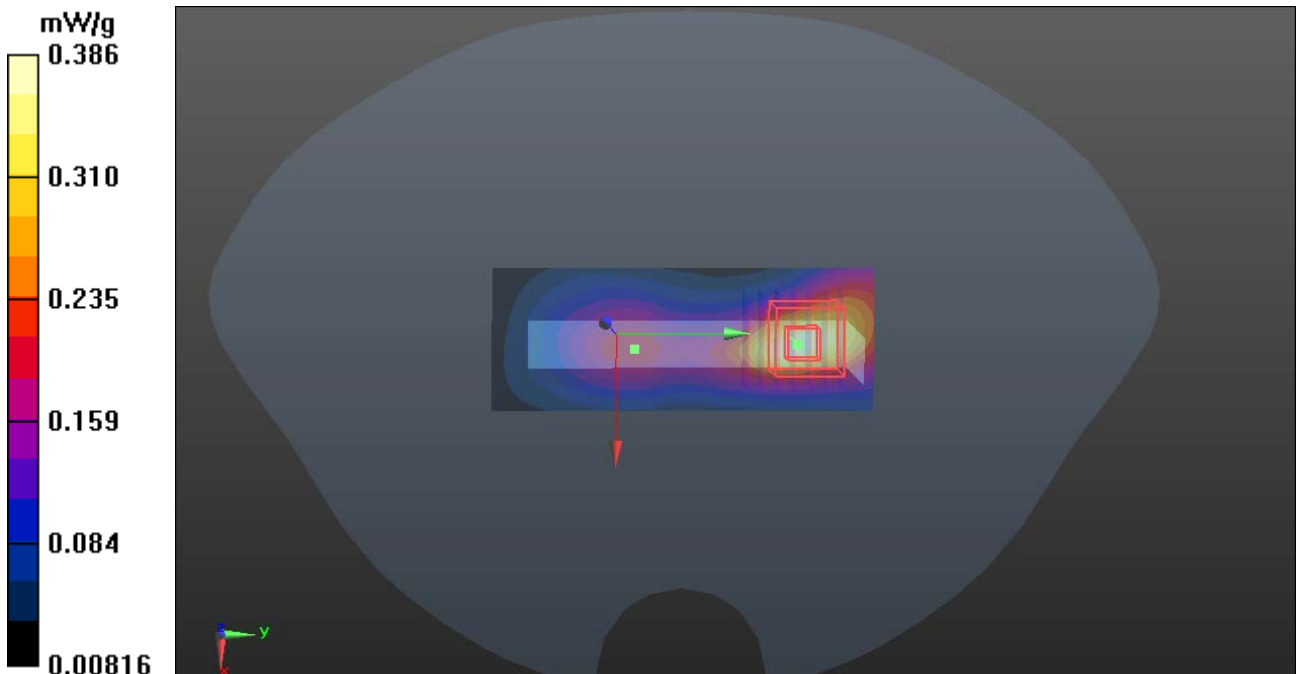
Reference Value = 21.276 V/m; Power Drift = -0.08 dB

Peak SAR (extrapolated) = 0.666 W/kg

Peak SAR (extrapolated) = 0.666 W/kg

**SAR(1 g) = 0.253 mW/g; SAR(10 g) = 0.114 mW/g**

Maximum value of SAR (measured) = 0.386 mW/g





Test Laboratory: Compliance Certification Services Inc.

October 15, 2012

**IEEE 802.11b Body-Hotspot UP Low CH1**

**DUT: Mobile phone; Type: S729; Serial: N/A**

Communication System: IEEE 802.11b; Communication System Band: ISM 2.4GHz Band; Frequency: 2412 MHz; Communication System PAR: 0 dB

Ambient: Temperature: 21 °C Relative humidity: 58% Liquid : Temperature: 20 °C

Medium parameters used (interpolated):  $f = 2412$  MHz;  $\sigma = 1.978$  mho/m;  $\epsilon_r = 53.231$ ;  $\rho = 1000$  kg/m<sup>3</sup>

Phantom section: Flat Section

Measurement Standard: DASYS (IEEE/IEC/ANSI C63.19-2007)

DASY5 Configuration:

- Probe: EX3DV4 - SN3798; ConvF(7.06, 7.06, 7.06); Calibrated: 7/25/2012
- Sensor-Surface: 2.5mm (Mechanical Surface Detection)
- Electronics: DAE4 Sn1245; Calibrated: 7/20/2012
- Phantom: Twin SAM Phantom; Type: QD 000 P40 CD; Serial: 1609
- DASYS 52.8.0(692); SEMCAD X 14.6.4(4989)

**IEEE 802.11b/UP Low CH1/Area Scan (51x81x1):**

Measurement grid: dx=15mm, dy=15mm

Maximum value of SAR (measured) = 0.252 mW/g

**IEEE 802.11b/UP Low CH1/ Zoom Scan (7x7x7)/Cube 0:**


Measurement grid: dx=5mm, dy=5mm, dz=5mm

Reference Value = 3.487 V/m; Power Drift = 0.02 dB

Peak SAR (extrapolated) = 0.558 W/kg

**SAR(1 g) = 0.213 mW/g; SAR(10 g) = 0.106mW/g**

Maximum value of SAR (measured) = 0.257 mW/g





Test Laboratory: Compliance Certification Services Inc.

October 15, 2012

**IEEE 802.11b Body-Hotspot Down Low CH1**

**DUT: Mobile phone; Type: S729; Serial: N/A**

Communication System: IEEE 802.11b; Communication System Band: ISM 2.4GHz Band; Frequency: 2412 MHz; Communication System PAR: 0 dB

Ambient: Temperature: 21 °C Relative humidity: 58% Liquid : Temperature: 20 °C

Medium parameters used (interpolated):  $f = 2412$  MHz;  $\sigma = 1.98$  mho/m;  $\epsilon_r = 52.82$ ;  $\rho = 1000$  kg/m<sup>3</sup>

Phantom section: Flat Section

Measurement Standard: DASYS (IEEE/IEC/ANSI C63.19-2007)

DASY5 Configuration:

- Probe: EX3DV4 - SN3798; ConvF(7.06, 7.06, 7.06); Calibrated: 7/25/2012
- Sensor-Surface: 2.5mm (Mechanical Surface Detection)
- Electronics: DAE4 Sn1245; Calibrated: 7/20/2012
- Phantom: Twin SAM Phantom; Type: QD 000 P40 CD; Serial: 1609
- DASYS 52.8.0(692); SEMCAD X 14.6.4(4989)

**IEEE 802.11b/ Down Low CH1/Area Scan (51x81x1):**

Measurement grid: dx=15mm, dy=15mm

Maximum value of SAR (measured) = 0.578 mW/g

**IEEE 802.11b/ Down Cheek Low CH1/Zoom Scan (7x7x7)/Cube 0:**

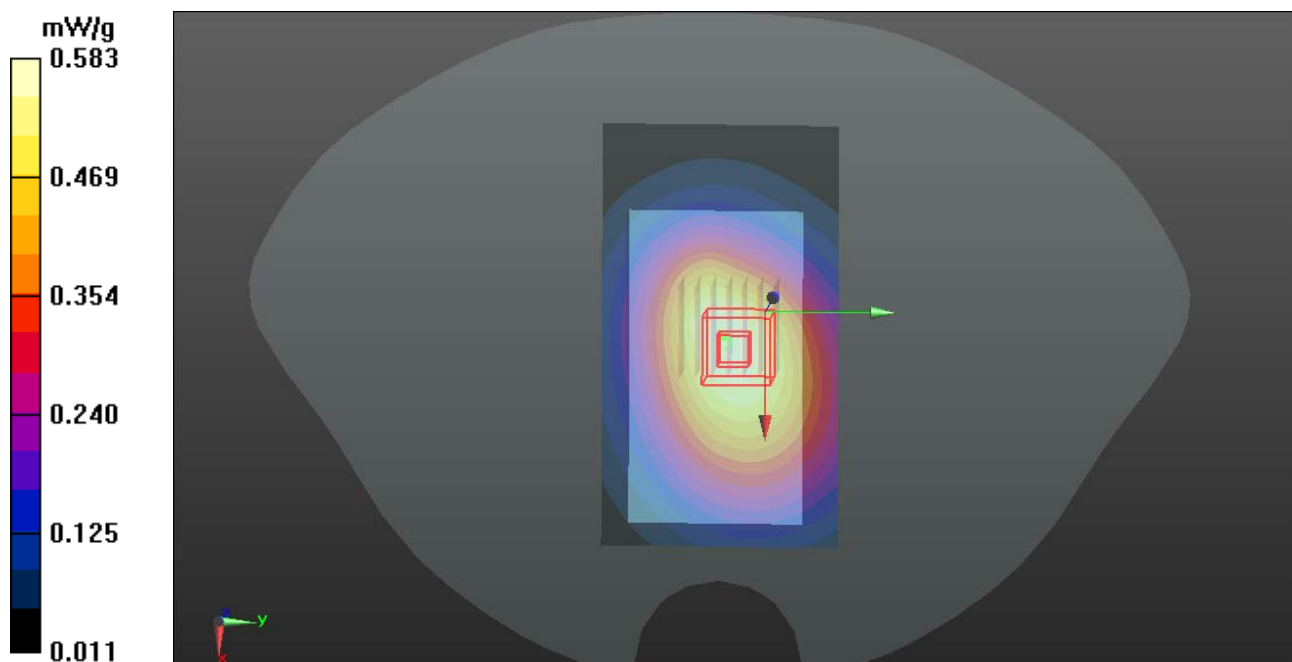
Measurement grid: dx=5mm, dy=5mm, dz=5mm

Reference Value = 4.220 V/m; Power Drift = -0.09 dB

Peak SAR (extrapolated) = 0.942 W/kg

**SAR(1 g) = 0.302 mW/g; SAR(10 g) = 0.189 mW/g**

Maximum value of SAR (measured) = 0.583 mW/g





Test Laboratory: Compliance Certification Services Inc.

October 15, 2012

**IEEE 802.11b Body-Hotspot Right Low CH1**

**DUT: Mobile phone; Type: S729; Serial: N/A**

Communication System: IEEE 802.11b; Communication System Band: ISM 2.4GHz Band; Frequency: 2412 MHz; Communication System PAR: 0 dB

Ambient: Temperature: 21 °C Relative humidity: 58% Liquid : Temperature: 20 °C

Medium parameters used (interpolated):  $f = 2412$  MHz;  $\sigma = 1.98$  mho/m;  $\epsilon_r = 53.52$ ;  $\rho = 1000$  kg/m<sup>3</sup>

Phantom section: Flat Section

Measurement Standard: DASYS (IEEE/IEC/ANSI C63.19-2007)

DASY5 Configuration:

- Probe: EX3DV4 - SN3798; ConvF(7.06, 7.06, 7.06); Calibrated: 7/25/2012
- Sensor-Surface: 2.5mm (Mechanical Surface Detection)
- Electronics: DAE4 Sn1245; Calibrated: 7/20/2012
- Phantom: Twin SAM Phantom; Type: QD 000 P40 CD; Serial: 1609
- DASYS 52.8.0(692); SEMCAD X 14.6.4(4989)

**IEEE 802.11b/ Right Low CH1/Area Scan (81x31x1):**

Measurement grid: dx=15mm, dy=15mm

Maximum value of SAR (measured) = 0.110 mW/g

**IEEE 802.11b/ Right Low CH1/ Zoom Scan (7x7x7)/Cube 0:**

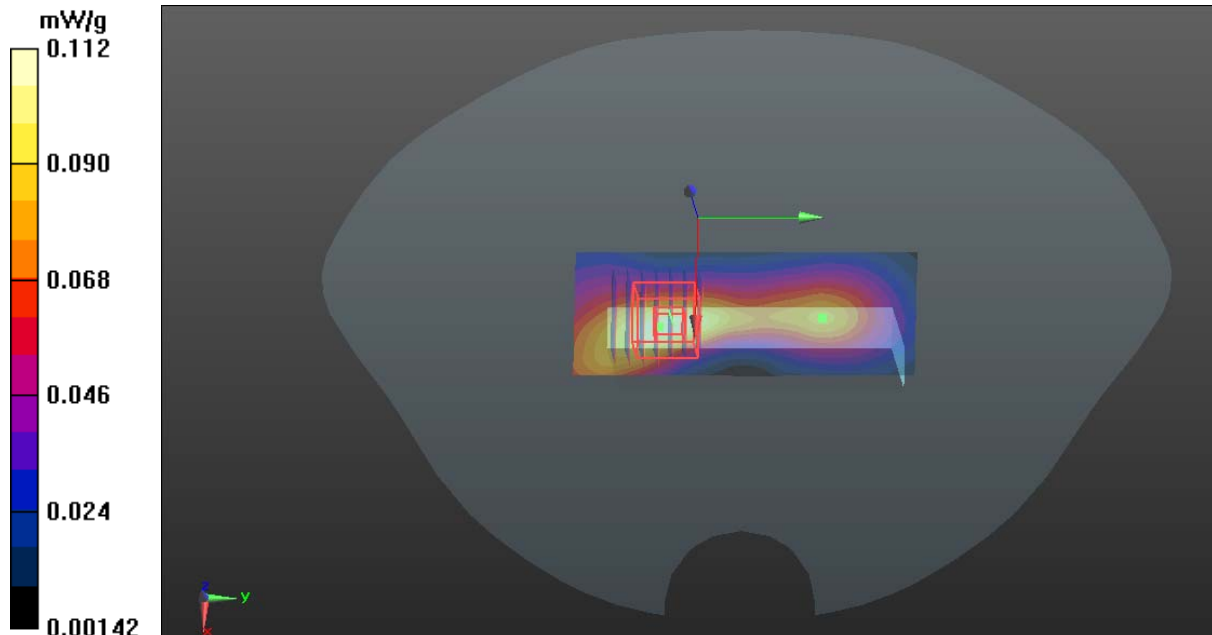
Measurement grid: dx=5mm, dy=5mm, dz=5mm

Reference Value = 2.250 V/m; Power Drift = -0.02 dB

Peak SAR (extrapolated) = 0.288 W/kg

**SAR(1 g) = 0.093 mW/g; SAR(10 g) = 0.058 mW/g**

Maximum value of SAR (measured) = 0.112 mW/g







Test Laboratory: Compliance Certification Services Inc.

October 15, 2012

**IEEE 802.11b Body-Hotspot Top Low CH1**

**DUT: Mobile phone; Type: S729; Serial: N/A**

Communication System: IEEE 802.11b; Communication System Band: ISM 2.4GHz Band; Frequency: 2412 MHz; Communication System PAR: 0 dB

Ambient: Temperature: 21 °C Relative humidity: 58% Liquid : Temperature: 20 °C

Medium parameters used (interpolated):  $f = 2412$  MHz;  $\sigma = 1.98$  mho/m;  $\epsilon_r = 53.48$ ;  $\rho = 1000$  kg/m<sup>3</sup>

Phantom section: Flat Section

Measurement Standard: DASy5 (IEEE/IEC/ANSI C63.19-2007)

DASy5 Configuration:

- Probe: EX3DV4 - SN3798; ConvF(7.06, 7.06, 7.06); Calibrated: 7/25/2012
- Sensor-Surface: 2.5mm (Mechanical Surface Detection)
- Electronics: DAE4 Sn1245; Calibrated: 7/20/2012
- Phantom: Twin SAM Phantom; Type: QD 000 P40 CD; Serial: 1609
- DASy52 52.8.0(692); SEMCAD X 14.6.4(4989)

**IEEE 802.11b/ Right Low CH1/Area Scan (81x31x1):**

Measurement grid: dx=15mm, dy=15mm

Maximum value of SAR (measured) = 0.110 mW/g

**IEEE 802.11b/ Right Low CH1/ Zoom Scan (7x7x7)/Cube 0:**

Measurement grid: dx=5mm, dy=5mm, dz=5mm

Reference Value = 2.850 V/m; Power Drift = -0.08 dB

Peak SAR (extrapolated) = 0.308 W/kg

**SAR(1 g) = 0.103 mW/g; SAR(10 g) = 0.088 mW/g**

Maximum value of SAR (measured) = 0.152 mW/g

