



GSM 850-Right Head Cheek Middle CH190	3
GSM 850-Right Head Tilted Middle CH190	5
GSM 850-Left Head Cheek Middle CH190	7
GSM 850-Left Head Tilted Middle CH190	9
PCS-1900-Right Head Cheek Middle CH661	11
PCS-1900-Right Head Tilted Middle CH661	12
PCS 1900-Left Head Cheek Middle CH661	14
PCS 1900-Left Head Tilted Middle CH661	16
GSM 850-Body Worn Up Middle CH190	18
GSM 850- Body Worn Down Middle CH190	20
GPRS 850- Body Worn Up Middle CH190	22
GPRS 850- Body Worn Down Middle CH190	24
EDGE 850- Body Worn Up Middle CH190	26
EDGE 850- Body Worn Down Middle CH190	28
PCS1900- Body Worn Up Middle CH661	30
PCS1900- Body Worn Down Middle CH661	32
GPRS1900- Body Worn Up Middle CH661	34
GPRS1900- Body Worn Down Middle CH661	36
EDGE1900- Body Worn Up Middle CH661	38
EDGE1900- Body Worn Down Middle CH661	40
WCDMA Band II-Right Head Cheek Middle CH9400	42
WCDMA Band II-Right Head Tilted Middle CH9400	44
WCDMA Band II-Left Head Cheek Middle CH9400	46
WCDMA Band II-Left Head Tilted Middle CH9400	48
WCDMA Band V-Right Head Cheek High CH4233	50
WCDMA Band V-Right Head Tilted High CH4233	52
WCDMA Band V-Left Head Cheek High CH4233	54
WCDMA Band V-Left Head Tilted High CH4233	56
WCDMA Band II-Body Worn Up Middle CH9400	58
WCDMA Band II- Body Worn Down Middle CH9400	60
WCDMA Band V- Body Worn Up High CH4233	62
WCDMA Band V- Body Worn Down High CH4233	64
IEEE 802.11b-Right Head Cheek Middle CH6	66
IEEE 802.11b-Right Head Tilted Middle CH6	68
IEEE 802.11b-Left Head Cheek Middle CH6	70
IEEE 802.11b-Left Head Tilted Middle CH6	72
IEEE 802.11b- Body Worn Up Middle CH6	74
IEEE 802.11b- Body Worn Down Middle CH6	76
GSM 850-Body-Hotspot Up Middle CH190	78
GSM 850-Body-Hotspot Down Middle CH190	80
GSM 850-Body-Hotspot Bottom Middle CH190	82
GSM 850-Body-Hotspot Right Middle CH190	84



GSM 850-Body-Hotspot Left Middle CH190	86
GPRS850-Body-Hotspot Up Middle CH190	88
GPRS850-Body-Hotspot Down Middle CH190	90
GPRS850-Body-Hotspot Bottom Middle CH190	92
GPRS850-Body-Hotspot Right Middle CH190	94
GPRS850-Body-Hotspot Left Middle CH190	96
EDGE850-Body-Hotspot Up Middle CH190	98
EDGE850-Body-Hotspot Down Middle CH190	100
EDGE850-Body-Hotspot Bottom Middle CH190	102
EDGE850-Body-Hotspot Right Middle CH190	104
EDGE850-Body-Hotspot Left Middle CH190	106
PCS-1900-Body-Hotspot Up Middle CH661	108
PCS-1900-Body-Hotspot Down Middle CH661	110
PCS-1900-Body-Hotspot Bottom Middle CH661	112
PCS-1900-Body-Hotspot Right Middle CH661	114
PCS 1900-Body-Hotspot Left Middle CH661	116
GPRS-1900-Body-Hotspot Up Middle CH661	118
GPRS-1900-Body-Hotspot Down Middle CH661	120
GPRS-1900-Body-Hotspot Bottom Middle CH661	122
GPRS-1900-Body-Hotspot Right Middle CH661	124
GPRS 1900-Body-Hotspot Left Middle CH661	126
EDGE-1900-Body-Hotspot Up Middle CH661	128
EDGE-1900-Body-Hotspot Down Middle CH661	130
EDGE-1900-Body-Hotspot Bottom Middle CH661	132
EDGE-1900-Body-Hotspot Right Middle CH661	134
EDGE 1900-Body-Hotspot Left Middle CH661	136
WCDMA Band II Body-Hotspot Up Middle CH9400	138
WCDMA Band II Body-Hotspot Down Middle CH9400	140
WCDMA Band II Body-Hotspot Bottom Middle CH9400	142
WCDMA Band II Body-Hotspot Right Middle CH9400	144
WCDMA Band II Body-Hotspot Left Middle CH9400	146
WCDMA Band V Body-Hotspot Up High CH4233	148
WCDMA Band V Body-Hotspot Down High CH4233	150
WCDMA Band V Body-Hotspot Bottom High CH4233	152
WCDMA Band V Body-Hotspot Right High CH4233	154
WCDMA Band V Body-Hotspot Left High CH4233	156
IEEE 802.11b Body-Hotspot UP Middle CH6	158
IEEE 802.11b Body-Hotspot Down Middle CH6	160
IEEE 802.11b Body-Hotspot Top Middle CH6	162
IEEE 802.11b Body-Hotspot Right Middle CH6	164



Test Laboratory: Compliance Certification Services Inc.

June 14, 2012

GSM 850-Right Head Cheek Middle CH190

DUT: GSM Mobile Phone; Type: S728; Serial: N/A

Communication System: Generic GSM; Communication System Band: GSM 850 (824.0 - 849.0 MHz);

Frequency: 836.6 MHz; Communication System PAR: 9.03 dB

Ambient: Temperature: 21 °C Relative humidity: 58% Liquid : Temperature: 20 °C

Medium parameters used (interpolated): $f = 836.6$ MHz; $\sigma = 0.899$ mho/m; $\epsilon_r = 41.327$; $\rho = 1000$ kg/m³

Phantom section: Right Section

Measurement Standard: DASYS (IEEE/IEC/ANSI C63.19-2007)

DASY Configuration:

- Probe: EX3DV4 - SN3755; ConvF(8.99, 8.99, 8.99); Calibrated: 1/20/2012
- Sensor-Surface: 2.5mm (Mechanical Surface Detection)
- Electronics: DAE4 Sn1245; Calibrated: 1/11/2012
- Phantom: Twin SAM Phantom; Type: QD 000 P40 CD; Serial: 1609
- DASYS 52.8.0(692); SEMCAD X 14.6.4(4989)

GSM850/Right Head Cheek Middle CH190/Area Scan (51x81x1):

Measurement grid: dx=15mm, dy=15mm

Maximum value of SAR (measured) = 0.835 mW/g

GSM850/Right Head Cheek Middle CH190/Zoom Scan (7x7x7)/Cube 0:


Measurement grid: dx=5mm, dy=5mm, dz=5mm

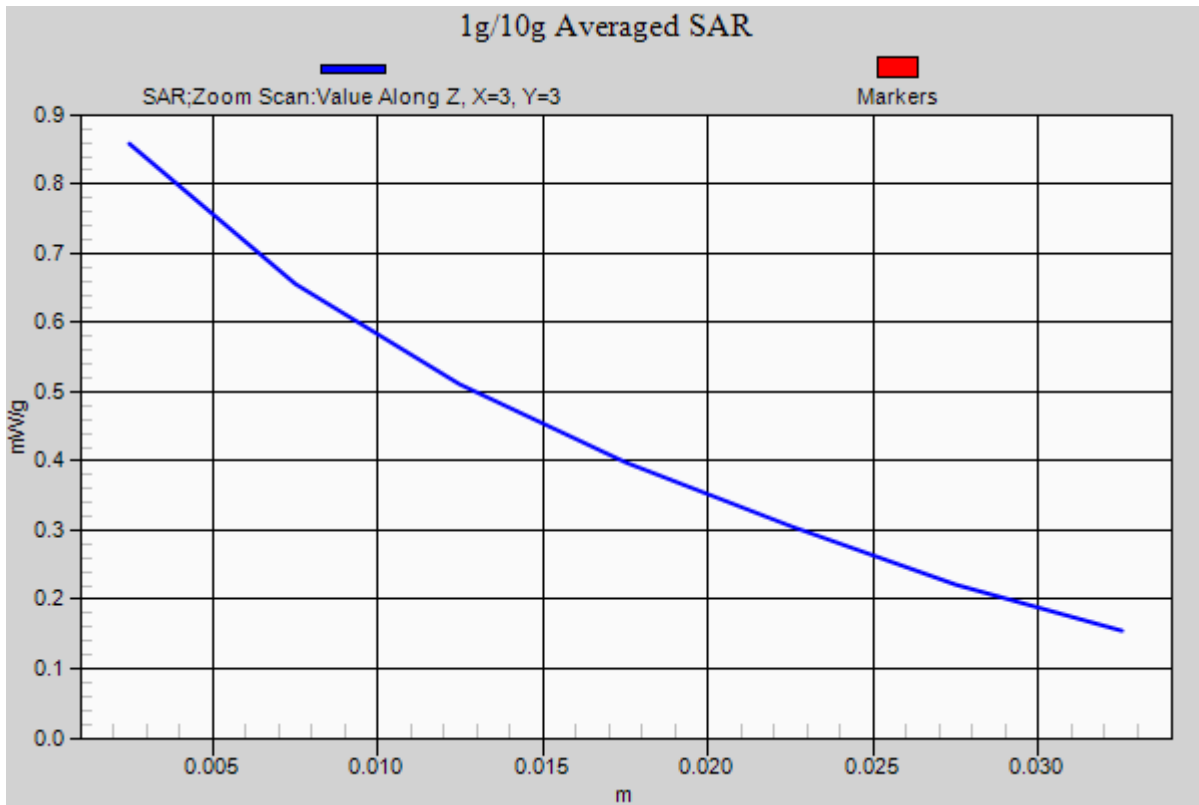
Reference Value = 11.332 V/m; Power Drift = -0.10 dB

Peak SAR (extrapolated) = 1.237mW/g

SAR(1 g) = 0.720 mW/g; SAR(10 g) = 0.547 mW/g

Maximum value of SAR (measured) = 0.857 mW/g







Test Laboratory: Compliance Certification Services Inc.

June 14, 2012

GSM 850-Right Head Tilted Middle CH190

DUT: GSM Mobile Phone; Type: S728; Serial: N/A

Communication System: Generic GSM; Communication System Band: GSM 850 (824.0 - 849.0 MHz);

Frequency: 836.6 MHz; Communication System PAR: 9.03 dB

Ambient: Temperature: 21 °C Relative humidity: 58% Liquid : Temperature: 20 °C

Medium parameters used (interpolated): $f = 836.6$ MHz; $\sigma = 0.899$ mho/m; $\epsilon_r = 41.327$; $\rho = 1000$ kg/m³

Phantom section: Right Section

Measurement Standard: DASYS (IEEE/IEC/ANSI C63.19-2007)

DASY Configuration:

- Probe: EX3DV4 - SN3755; ConvF(8.99, 8.99, 8.99); Calibrated: 1/20/2012
- Sensor-Surface: 2.5mm (Mechanical Surface Detection)
- Electronics: DAE4 Sn1245; Calibrated: 1/11/2012
- Phantom: Twin SAM Phantom; Type: QD 000 P40 CD; Serial: 1609
- DASYS 52.8.0(692); SEMCAD X 14.6.4(4989)

GSM850/Right Head Tilted Middle CH190/Area Scan (51x81x1):

Measurement grid: dx=15mm, dy=15mm

Maximum value of SAR (measured) = 0.454 mW/g

GSM850/Right Head Tilted Middle CH190/Zoom Scan (7x7x7)/Cube 0:


Measurement grid: dx=5mm, dy=5mm, dz=5mm

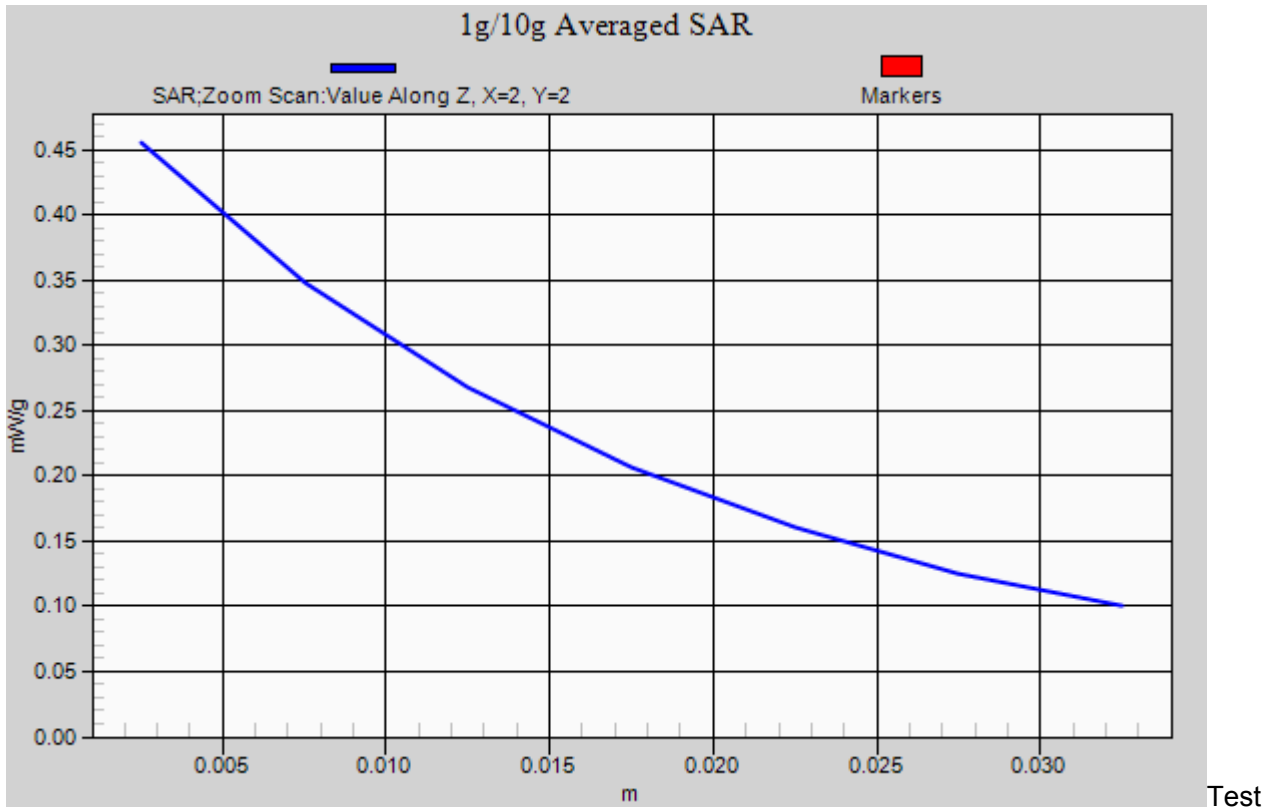
Reference Value = 17.678 V/m; Power Drift = -0.03 dB

Peak SAR (extrapolated) = 0.5280

SAR(1 g) = 0.396 mW/g; SAR(10 g) = 0.285 mW/g

Maximum value of SAR (measured) = 0.455 mW/g







Laboratory: Compliance Certification Services Inc.

June 14, 2012

GSM 850-Left Head Cheek Middle CH190

DUT: GSM Mobile Phone; Type: S728; Serial: N/A

Communication System: Generic GSM; Communication System Band: GSM 850 (824.0 - 849.0 MHz);

Frequency: 836.6 MHz; Communication System PAR: 9.03 dB

Ambient: Temperature: 21 °C Relative humidity: 58% Liquid : Temperature: 20 °C

Medium parameters used (interpolated): $f = 836.6$ MHz; $\sigma = 0.899$ mho/m; $\epsilon_r = 41.327$; $\rho = 1000$ kg/m³

Phantom section: Left Section

Measurement Standard: DASy5 (IEEE/IEC/ANSI C63.19-2007)

DASy Configuration:

- Probe: EX3DV4 - SN3755; ConvF(8.99, 8.99, 8.99); Calibrated: 1/20/2012
- Sensor-Surface: 2.5mm (Mechanical Surface Detection)
- Electronics: DAE4 Sn1245; Calibrated: 1/11/2012
- Phantom: Twin SAM Phantom; Type: QD 000 P40 CD; Serial: 1609
- DASy52 52.8.0(692); SEMCAD X 14.6.4(4989)

GSM850/Left Head Cheek Middle CH190/Area Scan (51x81x1): Measurement grid: dx=15mm, dy=15mm

Maximum value of SAR (measured) = 0.810 mW/g


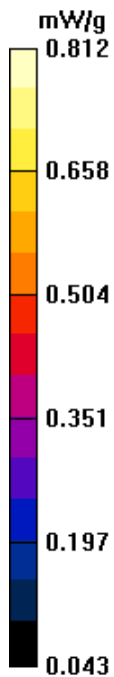
GSM850/Left Head Cheek Middle CH190/Zoom Scan (7x7x7)/Cube 0: Measurement grid: dx=5mm, dy=5mm, dz=5mm

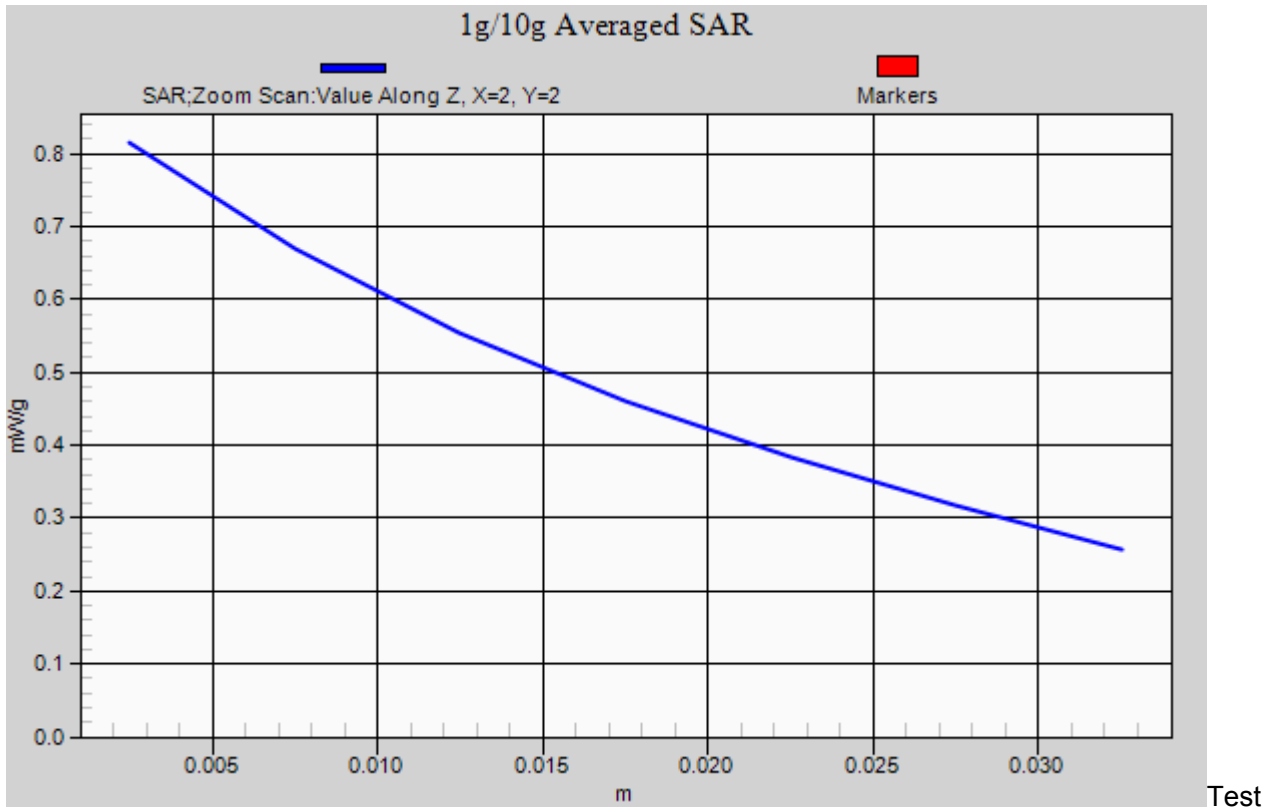
Reference Value = 12.826 V/m; Power Drift = -0.13 dB

Peak SAR (extrapolated) = 1.226 mW/g

SAR(1 g) = 0.709 mW/g; SAR(10 g) = 0.519 mW/g

Maximum value of SAR (measured) = 0.812 mW/g







Laboratory: Compliance Certification Services Inc.

June 14, 2012

GSM 850-Left Head Tilted Middle CH190

DUT: GSM Mobile Phone; Type: S728; Serial: N/A

Communication System: Generic GSM; Communication System Band: GSM 850 (824.0 - 849.0 MHz);

Frequency: 836.6 MHz; Communication System PAR: 9.03 dB

Ambient: Temperature: 21 °C Relative humidity: 58% Liquid : Temperature: 20 °C

Medium parameters used (interpolated): $f = 836.6$ MHz; $\sigma = 0.899$ mho/m; $\epsilon_r = 41.327$; $\rho = 1000$ kg/m³

Phantom section: Left Section

Measurement Standard: DASYS (IEEE/IEC/ANSI C63.19-2007)

DASY Configuration:

- Probe: EX3DV4 - SN3755; ConvF(8.99, 8.99, 8.99); Calibrated: 1/20/2012
- Sensor-Surface: 2.5mm (Mechanical Surface Detection), z = 1.0, 25.0
- Electronics: DAE4 Sn1245; Calibrated: 1/11/2012
- Phantom: Twin SAM Phantom; Type: QD 000 P40 CD; Serial: 1609
- DASYS 52.8.0(692); SEMCAD X 14.6.4(4989)

GSM850/Left Head Tilted Middle CH190/Area Scan (51x81x1): Measurement grid: dx=15mm, dy=15mm

Maximum value of SAR (measured) = 0.428 mW/g

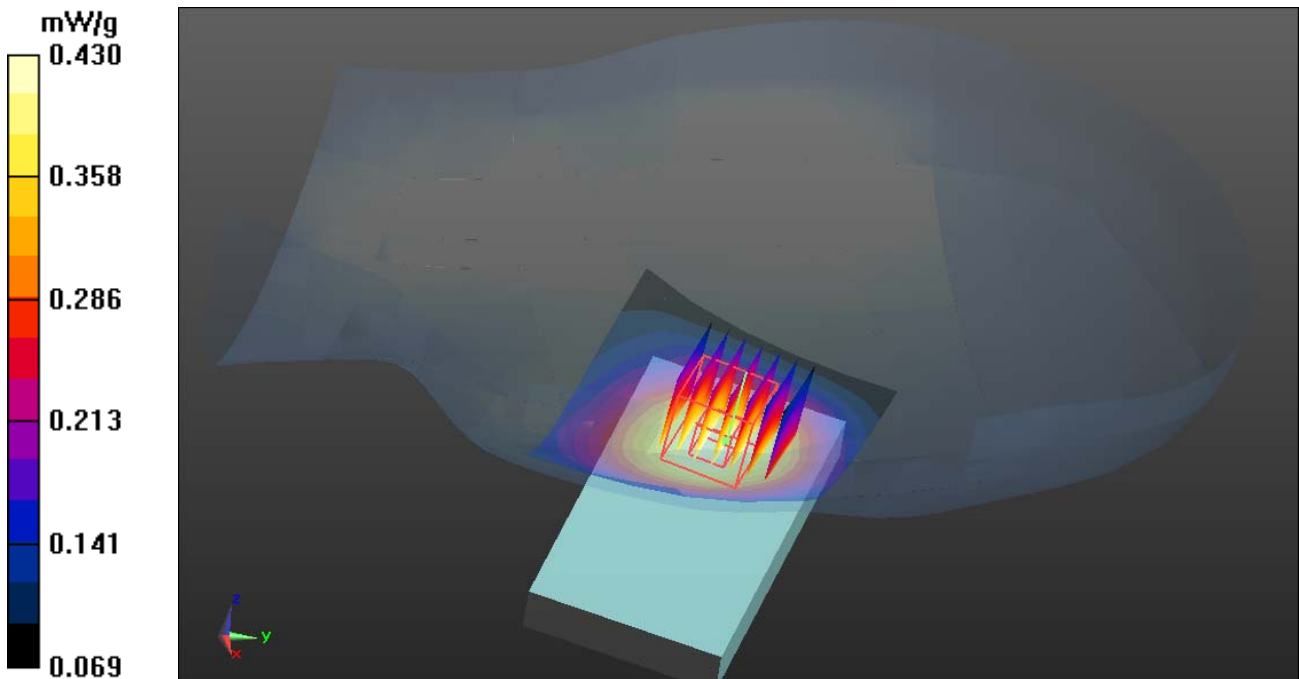
GSM850/Left Head Tilted Middle CH190/Zoom Scan (7x7x7)/Cube 0: Measurement grid: dx=5mm, dy=5mm, dz=5mm

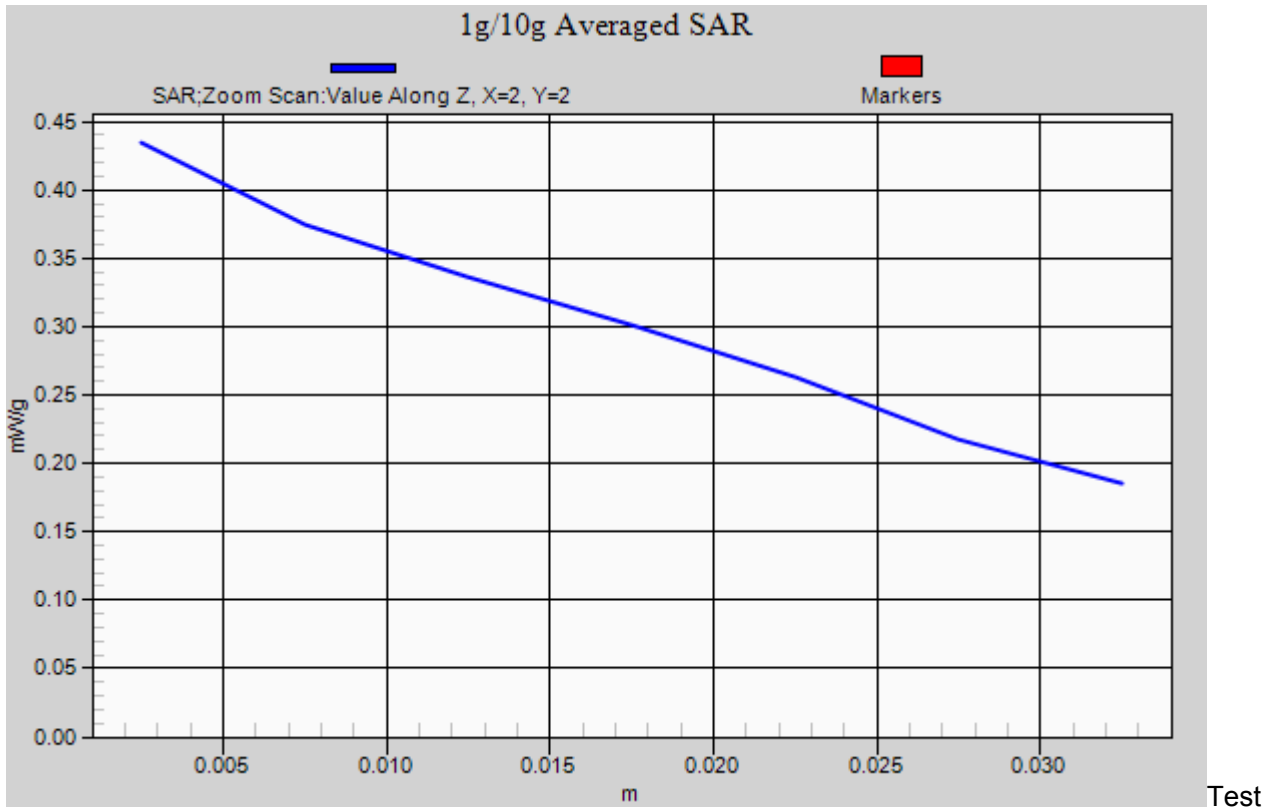
Reference Value = 16.763 V/m; Power Drift = 0.06 dB

Peak SAR (extrapolated) = 0.5010

SAR(1 g) = 0.376 mW/g; SAR(10 g) = 0.271 mW/g

Maximum value of SAR (measured) = 0.430 mW/g







Laboratory: Compliance Certification Services Inc.

June 15, 2012

PCS-1900-Right Head Cheek Middle CH661

DUT: GSM Mobile Phone; Type: S728; Serial: N/A

Communication System: Generic GSM; Communication System Band: PCS 1900 (1850.0 - 1910.0 MHz);

Frequency: 1880 MHz; Communication System PAR: 9.03 dB

Ambient: Temperature: 21 °C Relative humidity: 58% Liquid : Temperature: 20 °C

Medium parameters used: $f = 1880$ MHz; $\sigma = 1.45$ mho/m; $\epsilon_r = 39.74$; $\rho = 1000$ kg/m³

Phantom section: Right Section

Measurement Standard: DASYS (IEEE/IEC/ANSI C63.19-2007)

DASY5 Configuration:

- Probe: EX3DV4 - SN3755; ConvF(7.84, 7.84, 7.84); Calibrated: 1/20/2012
- Sensor-Surface: 2.5mm (Mechanical Surface Detection)
- Electronics: DAE4 Sn1245; Calibrated: 1/11/2012
- Phantom: Twin SAM Phantom; Type: QD 000 P40 CD; Serial: 1609
- Measurement SW: DASYS2, Version 52.6 (1); SEMCAD X Version 14.4.2 (2595)

PCS1900/Right Head Cheek Middle CH661/Area Scan (51x81x1): Measurement grid: dx=15mm, dy=15mm

Maximum value of SAR (measured) = 0.627 mW/g


PCS1900/Right Head Cheek Middle CH661/Zoom Scan (7x7x7)/Cube 0: Measurement grid: dx=5mm, dy=5mm, dz=5mm

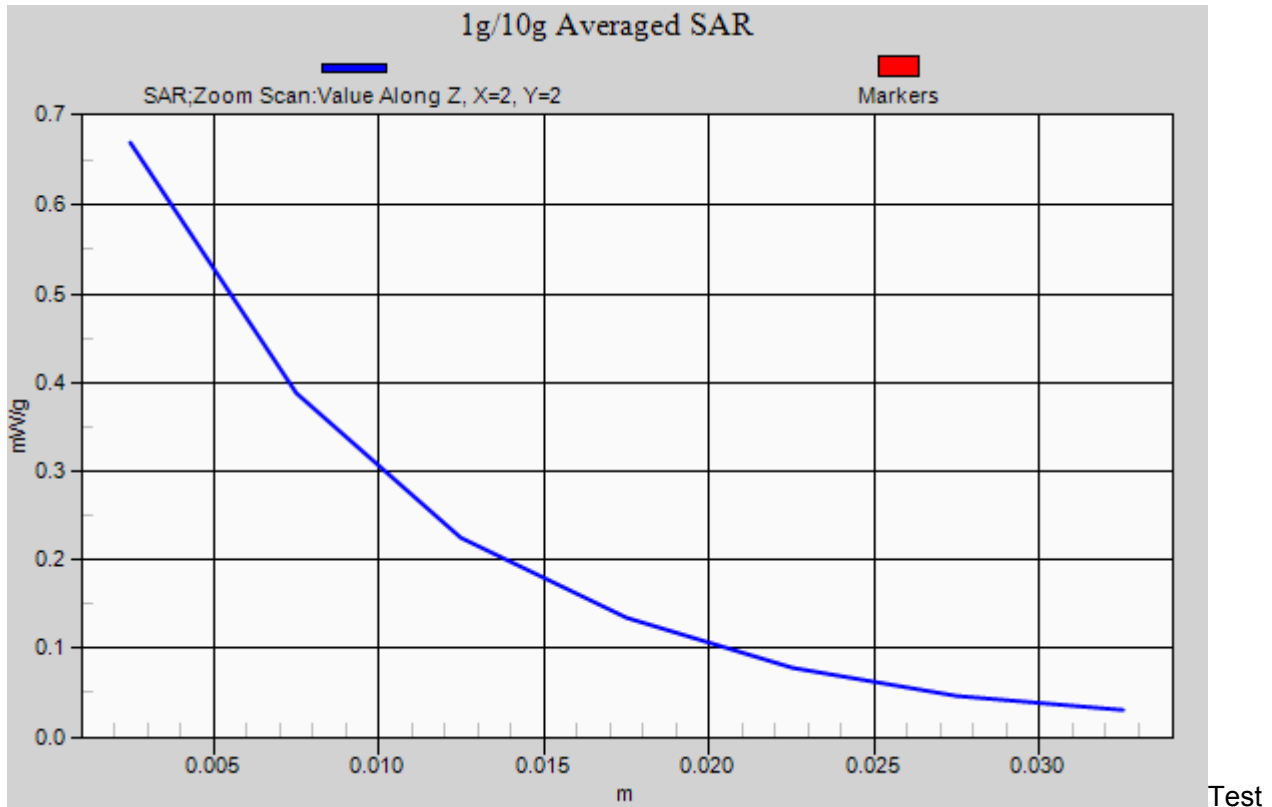
Reference Value = 16.306 V/m; Power Drift = 0.04 dB

Peak SAR (extrapolated) = 0.985 W/kg

SAR(1 g) = 0.422 mW/g; SAR(10 g) = 0.340 mW/g

Maximum value of SAR (measured) = 0.655mW/g





Laboratory: Compliance Certification Services Inc.

June 15, 2012

PCS-1900-Right Head Tilted Middle CH661

DUT: GSM Mobile Phone; Type: S728; Serial: N/A

Communication System: Generic GSM; Communication System Band: PCS 1900 (1850.0 - 1910.0 MHz);

Frequency: 1880MHz; Communication System PAR: 9.03 dB

Ambient: Temperature: 21 °C Relative humidity: 58% Liquid : Temperature: 20 °C

Medium parameters used: $f = 1880\text{MHz}$; $\sigma = 1.45\text{mho/m}$; $\epsilon_r = 39.74$; $\rho = 1000\text{ kg/m}^3$

Phantom section: Right Section

Measurement Standard: DASYS (IEEE/IEC/ANSI C63.19-2007)

DASY5 Configuration:

- Probe: EX3DV4 - SN3755; ConvF(7.84, 7.84, 7.84); Calibrated: 1/20/2012
- Sensor-Surface: 2.5mm (Mechanical Surface Detection)
- Electronics: DAE4 Sn1245; Calibrated: 1/11/2012
- Phantom: Twin SAM Phantom; Type: QD 000 P40 CD; Serial: 1609
- Measurement SW: DASYS2, Version 52.6 (1); SEMCAD X Version 14.4.2 (2595)

PCS1900/Right Head Tilted Middle CH661/Area Scan (51x81x1):

Measurement grid: $dx=15\text{mm}$, $dy=15\text{mm}$

Maximum value of SAR (measured) = 0.703 mW/g

PCS1900/Right Head Tilted Middle CH661/Zoom Scan (7x7x7)/Cube 0: Measurement grid: $dx=5\text{mm}$, $dy=5\text{mm}$, $dz=5\text{mm}$

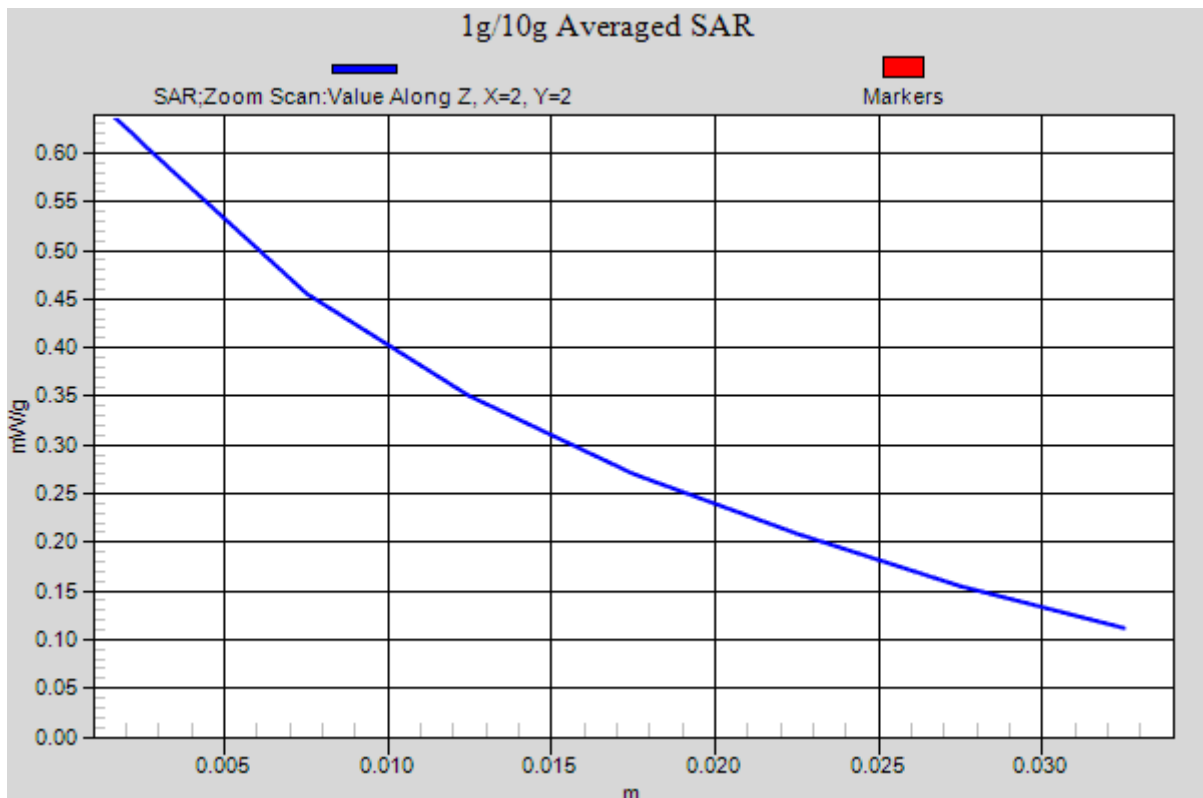
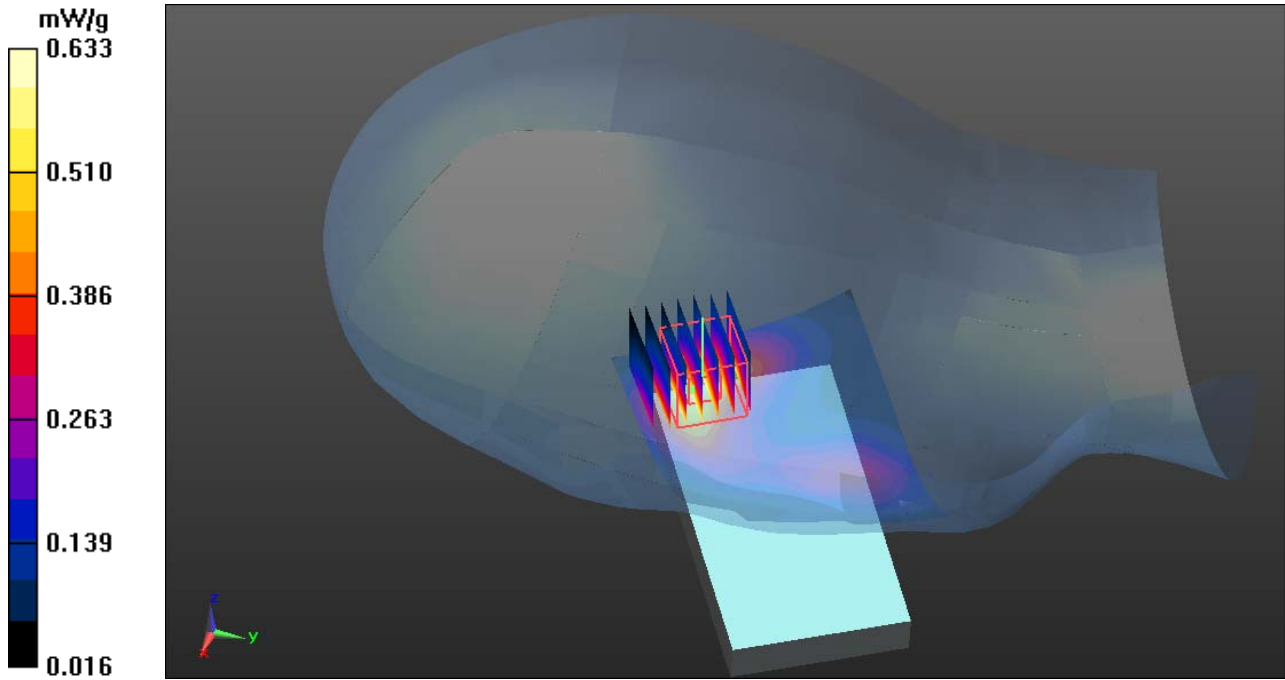
Reference Value = 18.947 V/m; Power Drift = 0.02 dB

Peak SAR (extrapolated) = 0.826 W/kg



SAR(1 g) = 0.476 mW/g; SAR(10 g) = 0.302 mW/g

Maximum value of SAR (measured) = 0.633 mW/g





Test Laboratory: Compliance Certification Services Inc.

June 15, 2012

PCS 1900-Left Head Cheek Middle CH661

DUT: GSM Mobile Phone; Type: S728; Serial: N/A

Communication System: Generic GSM; Communication System Band: PCS 1900 (1850.0 - 1910.0 MHz);

Frequency: 1880MHz; Communication System PAR: 9.03 dB

Ambient: Temperature: 21 °C Relative humidity: 58% Liquid : Temperature: 20 °C

Medium parameters used: $f = 1880\text{MHz}$; $\sigma = 1.45\text{mho/m}$; $\epsilon_r = 39.74$; $\rho = 1000\text{ kg/m}^3$

Phantom section: Left Section

Measurement Standard: DASYS (IEEE/IEC/ANSI C63.19-2007)

DASY5 Configuration:

- Probe: EX3DV4 - SN3755; ConvF(7.84, 7.84, 7.84); Calibrated: 1/20/2012
- Sensor-Surface: 2.5mm (Mechanical Surface Detection)
- Electronics: DAE4 Sn1245; Calibrated: 1/11/2012
- Phantom: Twin SAM Phantom; Type: QD 000 P40 CD; Serial: 1609
- Measurement SW: DASYS2, Version 52.6 (1); SEMCAD X Version 14.4.2 (2595)

PCS1900/Left Head Cheek Middle CH661/Area Scan (51x81x1): Measurement grid: dx=15mm, dy=15mm

Maximum value of SAR (measured) = 0.533 mW/g

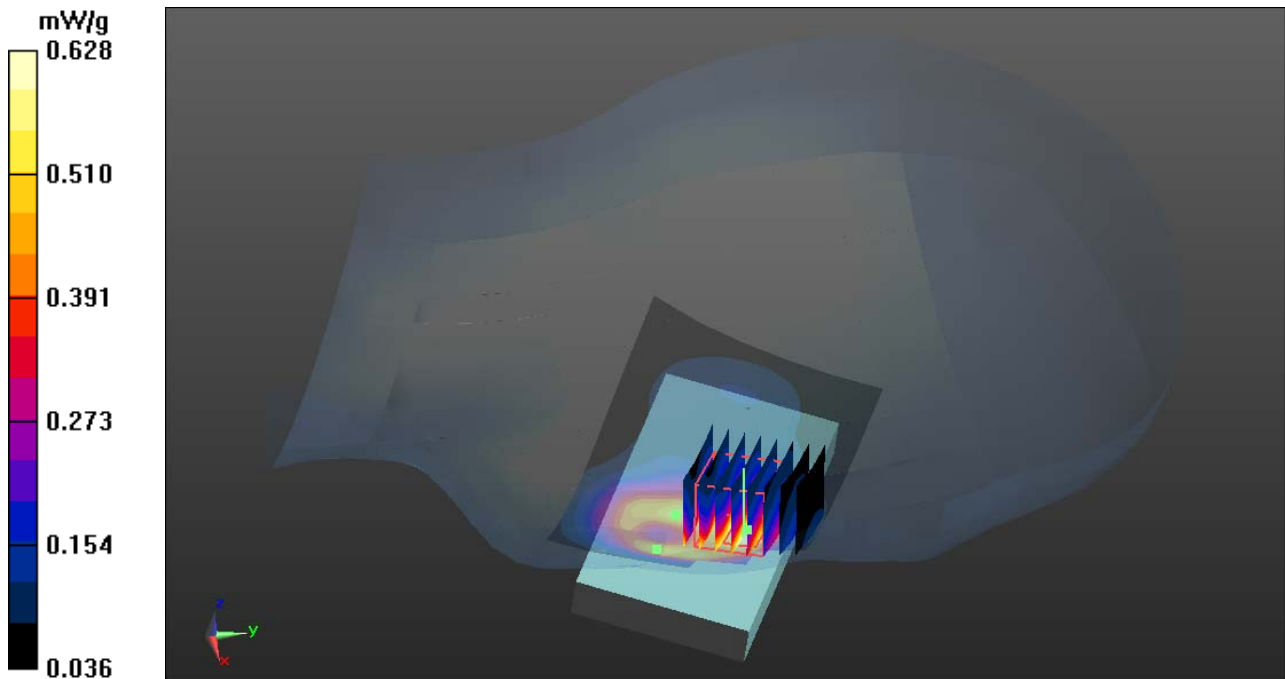
PCS1900/Left Head Cheek Middle CH661/Zoom Scan (7x7x7)/Cube 0: Measurement grid: dx=5mm, dy=5mm, dz=5mm

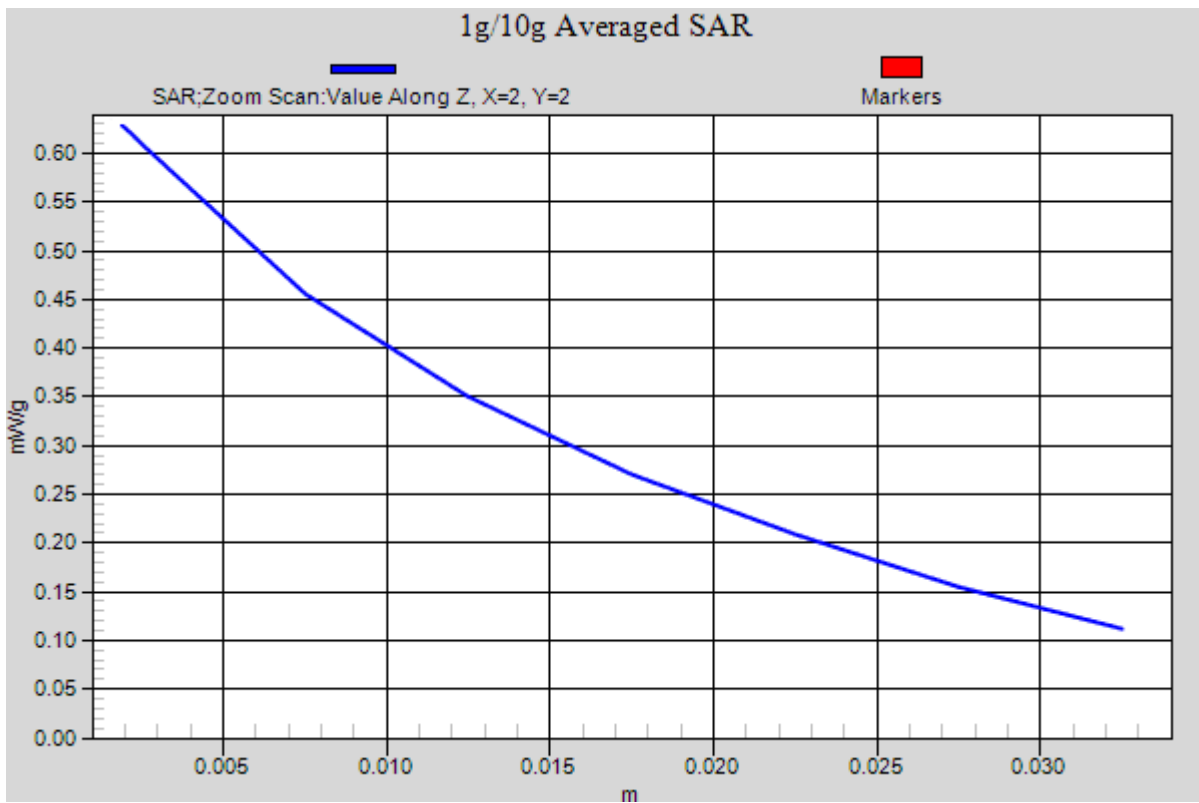
Reference Value = 16.367 V/m; Power Drift = -0.16 dB

Peak SAR (extrapolated) = 0.796 W/kg

SAR(1 g) = 0.433 mW/g; SAR(10 g) = 0.237mW/g

Maximum value of SAR (measured) = 0.628 mW/g







Test Laboratory: Compliance Certification Services Inc.

June 15, 2012

PCS 1900-Left Head Tilted Middle CH661

DUT: GSM Mobile Phone; Type: S728; Serial: N/A

Communication System: Generic GSM; Communication System Band: PCS 1900 (1850.0 - 1910.0 MHz);

Frequency: 1880MHz; Communication System PAR: 9.03 dB

Ambient: Temperature: 21 °C Relative humidity: 58% Liquid : Temperature: 20 °C

Medium parameters used: $f = 1880\text{MHz}$; $\sigma = 1.45\text{mho/m}$; $\epsilon_r = 39.74$; $\rho = 1000\text{ kg/m}^3$

Phantom section: Left Section

Measurement Standard: DASYS (IEEE/IEC/ANSI C63.19-2007)

DASY5 Configuration:

- Probe: EX3DV4 - SN3755; ConvF(7.84, 7.84, 7.84); Calibrated: 1/20/2012
- Sensor-Surface: 2.5mm (Mechanical Surface Detection)
- Electronics: DAE4 Sn1245; Calibrated: 1/11/2012
- Phantom: Twin SAM Phantom; Type: QD 000 P40 CD; Serial: 1609
- Measurement SW: DASYS2, Version 52.6 (1); SEMCAD X Version 14.4.2 (2595)

PCS1900/Left Head Tilted Middle CH661/Area Scan (51x81x1):

Measurement grid: $dx=15\text{mm}$, $dy=15\text{mm}$

Maximum value of SAR (measured) = 0.334 mW/g

PCS1900/Left Head Tilted Middle CH661/Zoom Scan (7x7x7)/Cube 0: Measurement grid: $dx=5\text{mm}$,

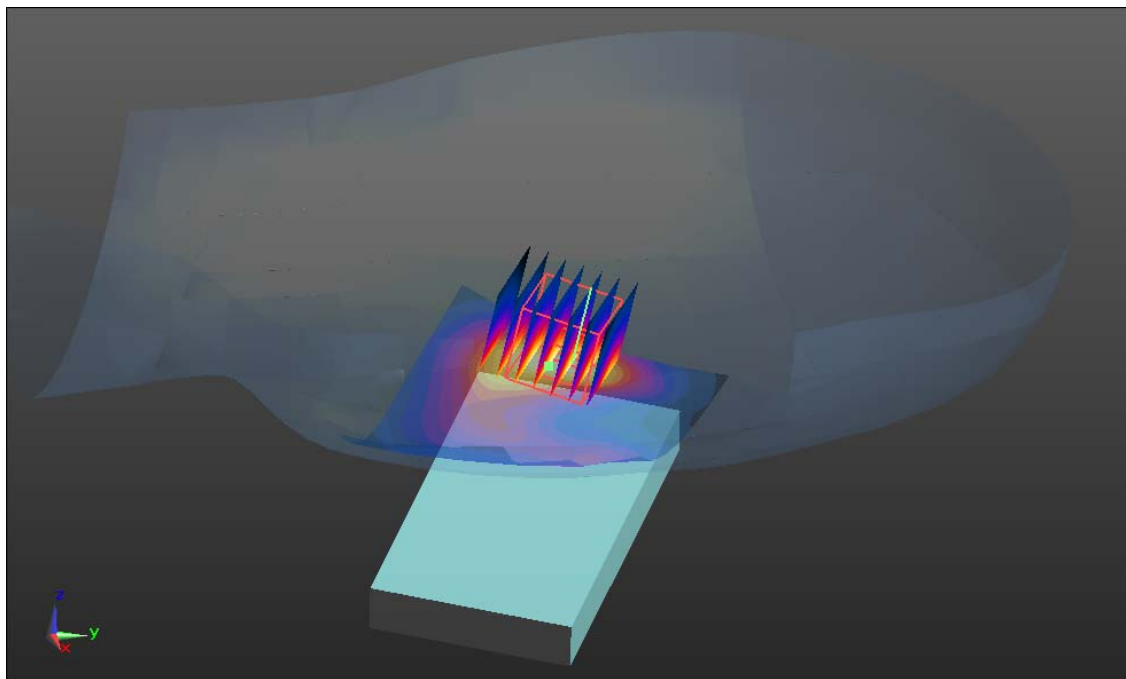
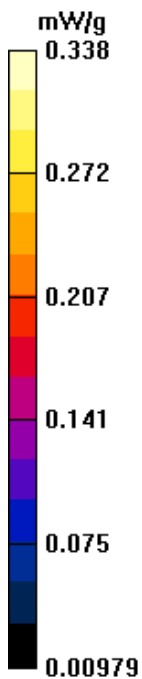
$dy=5\text{mm}$, $dz=5\text{mm}$

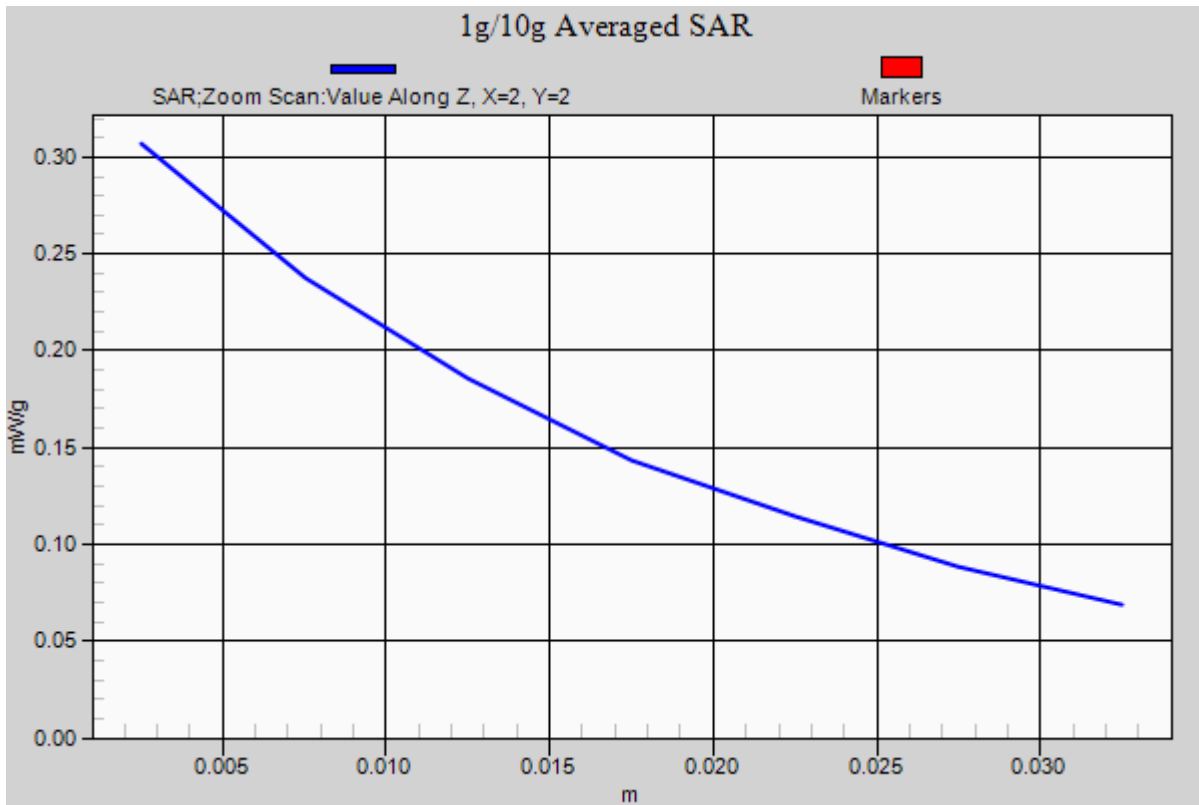
Reference Value = 12.272 V/m; Power Drift = 0.01 dB

Peak SAR (extrapolated) = 0.615 W/kg

SAR(1 g) = 0.210 mW/g; SAR(10 g) = 0.105 mW/g

Maximum value of SAR (measured) = 0.338 mW/g







Test Laboratory: Compliance Certification Services Inc.

June 14, 2012

GSM 850-Body Worn Up Middle CH190

DUT: GSM Mobile Phone; Type: S728; Serial: N/A

Communication System: Generic GSM; Communication System Band: GSM 850 (824.0 - 849.0 MHz);

Frequency: 836.6 MHz; Communication System PAR: 9.03 dB

Ambient: Temperature: 21 °C Relative humidity: 58% Liquid : Temperature: 20 °C

Medium parameters used (interpolated): $f = 836.6$ MHz; $\sigma = 0.969$ mho/m; $\epsilon_r = 55.752$; $\rho = 1000$ kg/m³

Phantom section: Flat Section

Measurement Standard: DASYS (IEEE/IEC/ANSI C63.19-2007)

DASY Configuration:

- Probe: EX3DV4 - SN3755; ConvF(9.07, 9.07, 9.07); Calibrated: 1/20/2012
- Sensor-Surface: 2.5mm (Mechanical Surface Detection)
- Electronics: DAE4 Sn1245; Calibrated: 1/11/2012
- Phantom: Twin SAM Phantom; Type: QD 000 P40 CD; Serial: 1609
- DASYS 52.8.0(692); SEMCAD X 14.6.4(4989)

GSM 850/GSM850 Body Up Middle CH190/Area Scan (51x81x1): Measurement grid: dx=15mm, dy=15mm

Maximum value of SAR (measured) = 0.746 mW/g

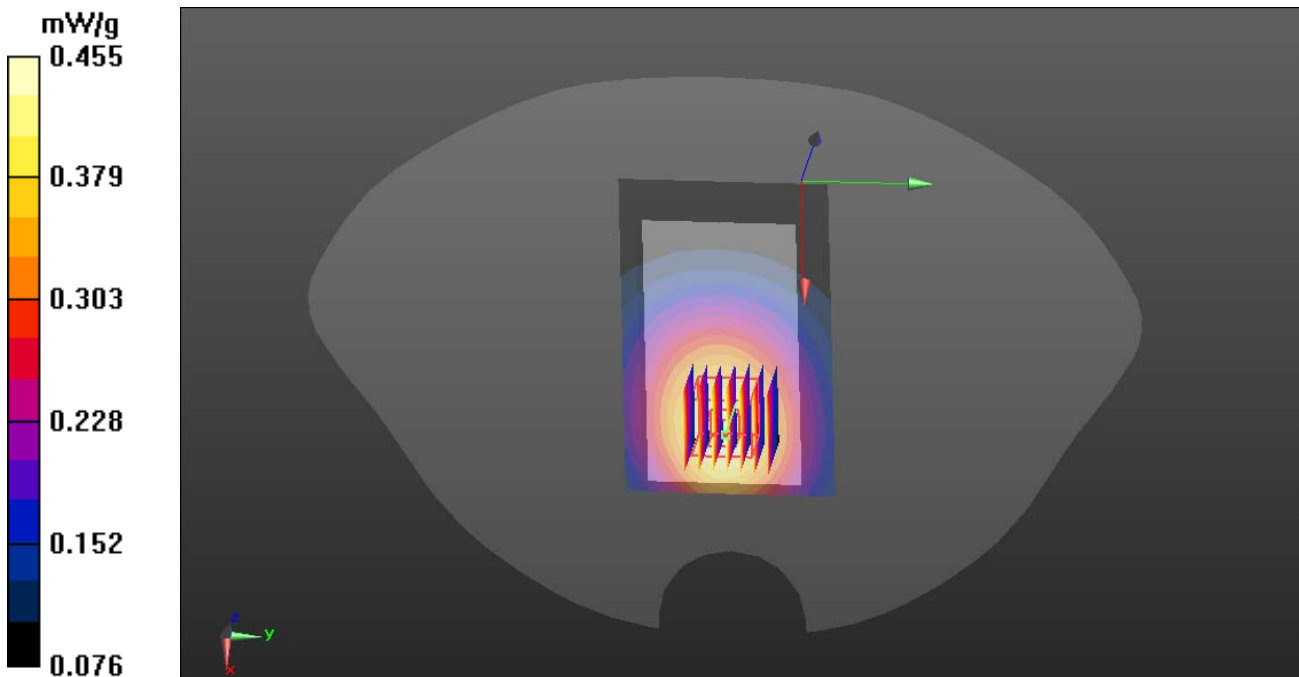
GSM 850/GSM850 Body Up Middle CH190/Zoom Scan (7x7x7)/Cube 0: Measurement grid: dx=5mm, dy=5mm, dz=5mm

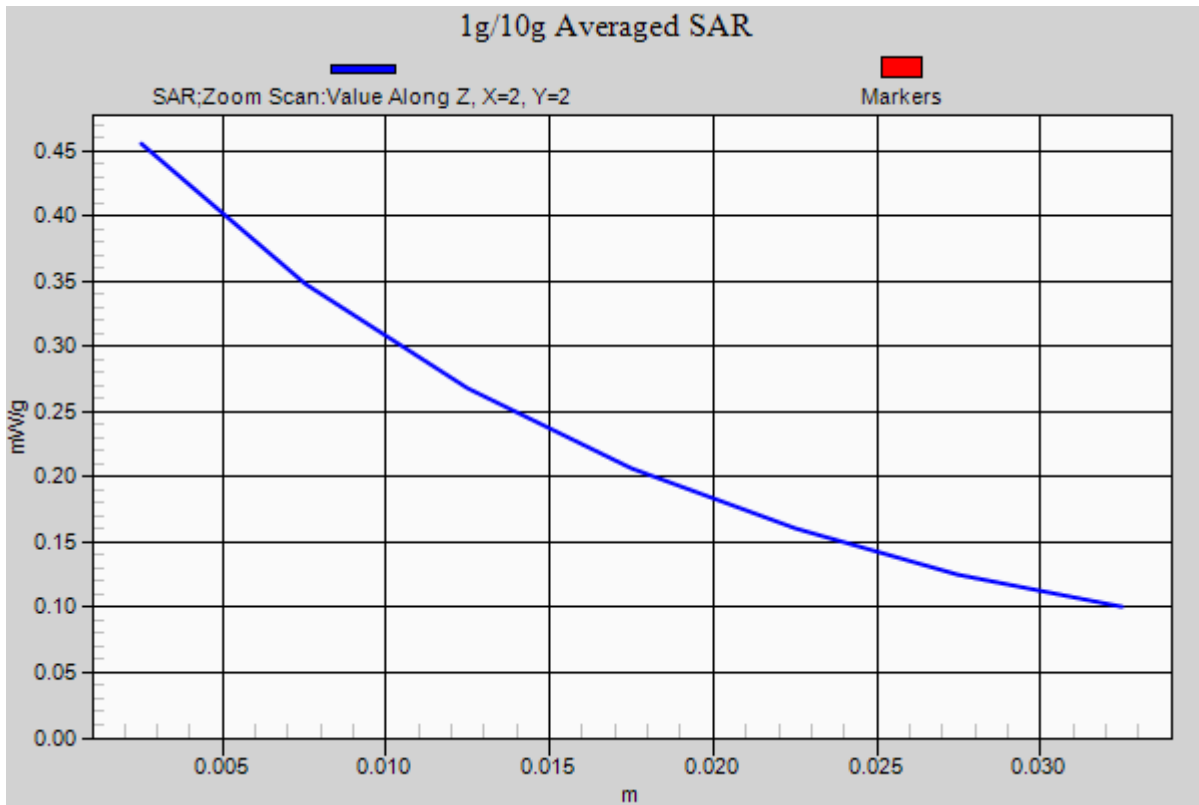
Reference Value = 23.215 V/m; Power Drift = -0.17 dB

Peak SAR (extrapolated) = 0.866 mW/g

SAR(1 g) = 0.340 mW/g; SAR(10 g) = 0.158 mW/g

Maximum value of SAR (measured) = 0.455 mW/g







Test Laboratory: Compliance Certification Services Inc.

June 14, 2012

GSM 850- Body Worn Down Middle CH190

DUT: GSM Mobile Phone; Type: S728; Serial: N/A

Communication System: Generic GSM; Communication System Band: GSM 850 (824.0 - 849.0 MHz);

Frequency: 836.6 MHz; Communication System PAR: 9.03 dB

Ambient: Temperature: 21 °C Relative humidity: 58% Liquid : Temperature: 20 °C

Medium parameters used (interpolated): $f = 836.6$ MHz; $\sigma = 0.969$ mho/m; $\epsilon_r = 55.572$; $\rho = 1000$ kg/m³

Phantom section: Flat Section

Measurement Standard: DASYS (IEEE/IEC/ANSI C63.19-2007)

DASY Configuration:

- Probe: EX3DV4 - SN3755; ConvF(9.07, 9.07, 9.07); Calibrated: 1/20/2012
- Sensor-Surface: 2.5mm (Mechanical Surface Detection)
- Electronics: DAE4 Sn1245; Calibrated: 1/11/2012
- Phantom: Twin SAM Phantom; Type: QD 000 P40 CD; Serial: 1609
- DASYS 52.8.0(692); SEMCAD X 14.6.4(4989)

GSM 850/GSM850 Body Down Middle CH190/Area Scan (51x81x1): Measurement grid: dx=15mm, dy=15mm

Maximum value of SAR (measured) = 0.671 mW/g

GSM 850/GSM850 Body Down Middle CH190/Zoom Scan (7x7x7)/Cube 0: Measurement grid:


dx=5mm, dy=5mm, dz=5mm

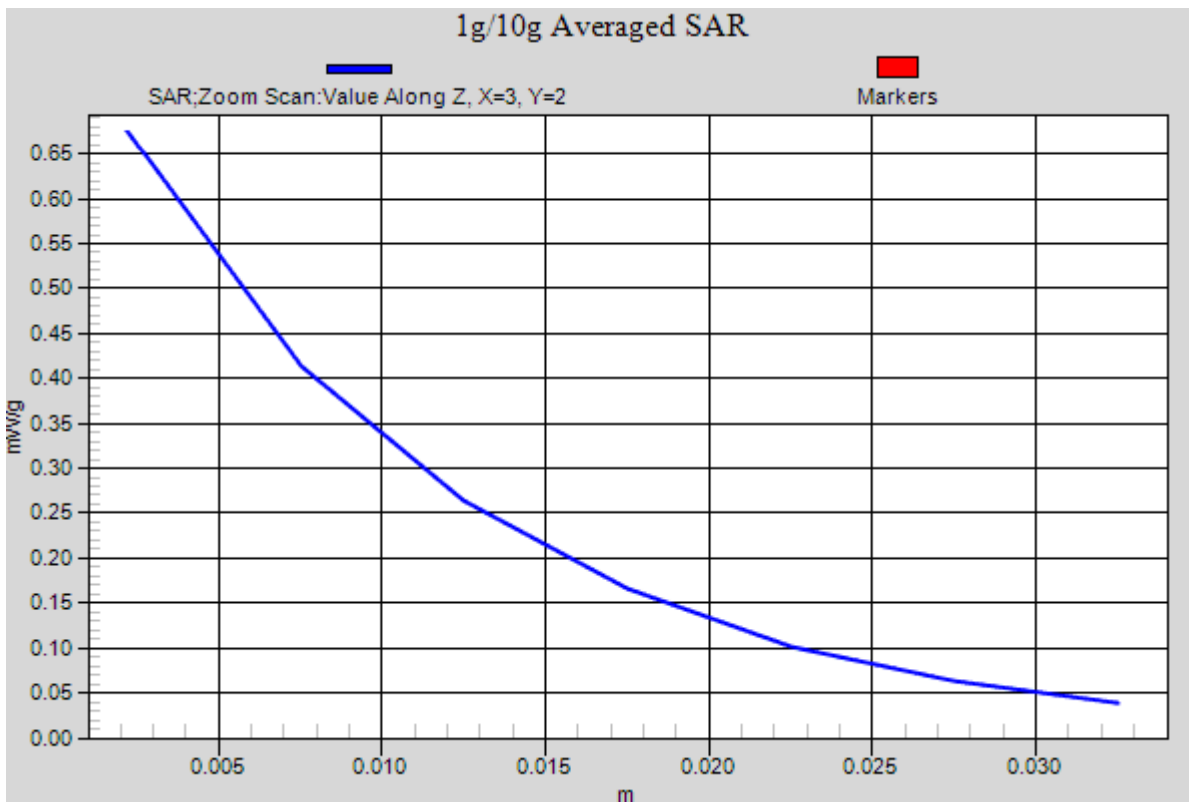
Reference Value = 26.131 V/m; Power Drift = 0.02 dB

Peak SAR (extrapolated) = 0.9390

SAR(1 g) = 0.524 mW/g; SAR(10 g) = 0.449 mW/g

Maximum value of SAR (measured) = 0.678mW/g







Test Laboratory: Compliance Certification Services Inc.

June 14, 2012

GPRS 850- Body Worn Up Middle CH190

DUT: GSM Mobile Phone; Type: S728; Serial: N/A

Communication System: Generic GPRS; Communication System Band: GPRS 850 (824.0 - 849.0 MHz);

Frequency: 836.6 MHz; Communication System PAR: 3.01 dB

Ambient: Temperature: 21 °C Relative humidity: 58% Liquid : Temperature: 20 °C

Medium parameters used (interpolated): $f = 836.6$ MHz; $\sigma = 0.969$ mho/m; $\epsilon_r = 55.572$; $\rho = 1000$ kg/m³

Phantom section: Flat Section

Measurement Standard: DASYS (IEEE/IEC/ANSI C63.19-2007)

DASY5 Configuration:

- Probe: EX3DV4 - SN3755; ConvF(9.07, 9.07, 9.07); Calibrated: 1/20/2012
- Sensor-Surface: 2.5mm (Mechanical Surface Detection)
- Electronics: DAE4 Sn1245; Calibrated: 1/11/2012
- Phantom: Twin SAM Phantom; Type: QD 000 P40 CD; Serial: 1609
- Measurement SW: DASYS2, Version 52.6 (1); SEMCAD X Version 14.4.2 (2595)

GPRS 850/GPRS850 Body Up Middle CH190/Area Scan (51x81x1): Measurement grid: dx=15mm, dy=15mm

Maximum value of SAR (measured) = 0.527 mW/g

GPRS 850/GPRS850 Body Up Middle CH190/Zoom Scan (7x7x7)/Cube 0: Measurement grid:

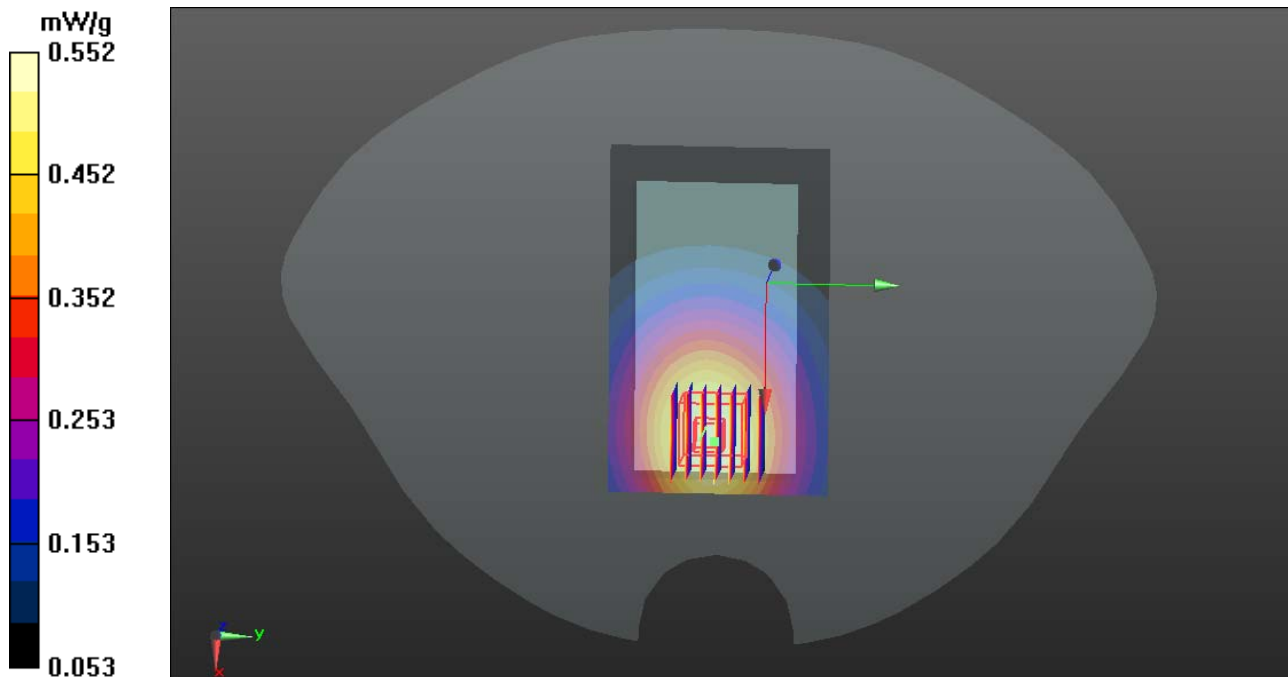
dx=5mm, dy=5mm, dz=5mm

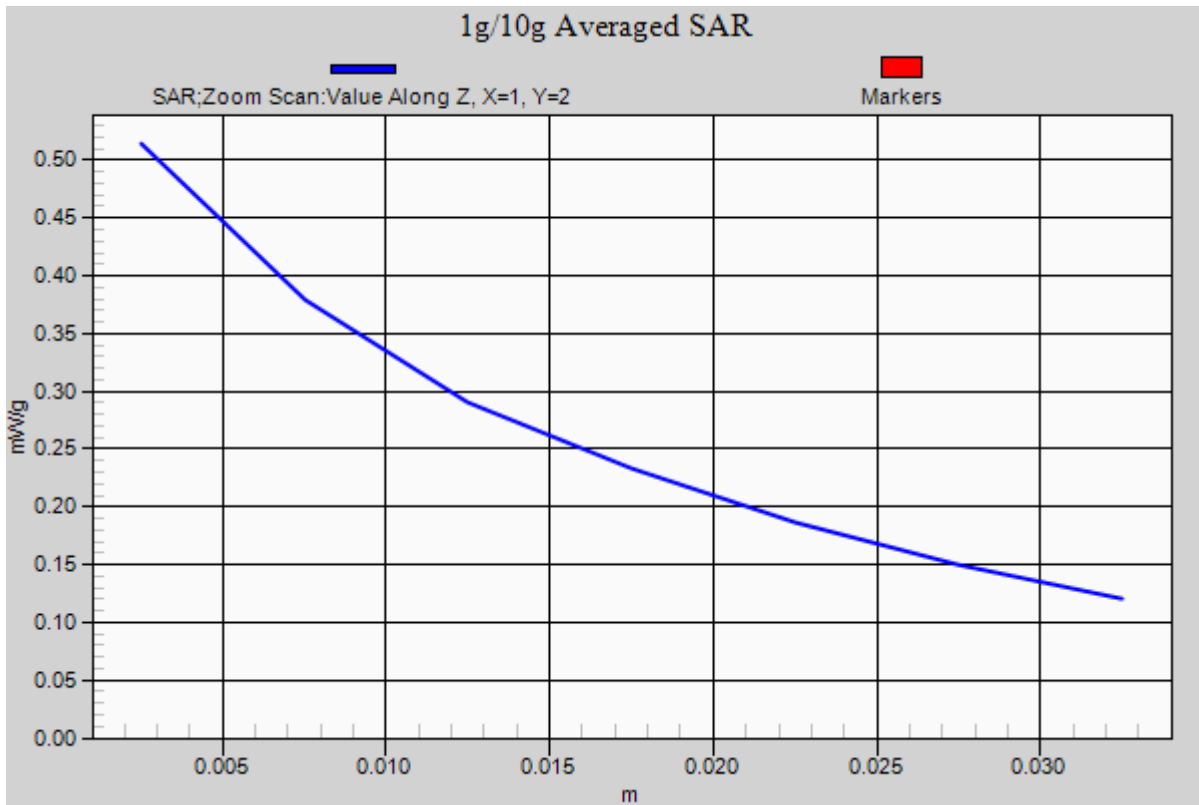
Reference Value = 18.903 V/m; Power Drift = 0.0022 dB

Peak SAR (extrapolated) = 0.884 W/kg

SAR(1 g) = 0.363 mW/g; SAR(10 g) = 0.230 mW/g

Maximum value of SAR (measured) = 0.552 mW/g







Test Laboratory: Compliance Certification Services Inc.

June 14, 2012

GPRS 850- Body Worn Middle CH190

DUT: GSM Mobile Phone; Type: S728; Serial: N/A

Communication System: Generic GPRS; Communication System Band: GPRS 850 (824.0 - 849.0 MHz);

Frequency: 836.6 MHz; Communication System PAR: 3.01 dB

Ambient: Temperature: 21 °C Relative humidity: 58% Liquid : Temperature: 20 °C

Medium parameters used (interpolated): $f = 836.6$ MHz; $\sigma = 0.969$ mho/m; $\epsilon_r = 55.572$; $\rho = 1000$ kg/m³

Phantom section: Flat Section

Measurement Standard: DASYS (IEEE/IEC/ANSI C63.19-2007)

DASY5 Configuration:

- Probe: EX3DV4 - SN3755; ConvF(9.07, 9.07, 9.07); Calibrated: 1/20/2012
- Sensor-Surface: 2.5mm (Mechanical Surface Detection)
- Electronics: DAE4 Sn1245; Calibrated: 1/11/2012
- Phantom: Twin SAM Phantom; Type: QD 000 P40 CD; Serial: 1609
- Measurement SW: DASYS2, Version 52.6 (1); SEMCAD X Version 14.4.2 (2595)

GPRS 850/GPRS850 Body Down Middle CH190/Area Scan (51x81x1): Measurement grid: dx=15mm, dy=15mm

Maximum value of SAR (measured) = 0.808 mW/g

GPRS 850/GPRS850 Body Down Middle CH190/Zoom Scan (7x7x7)/Cube 0: Measurement grid:

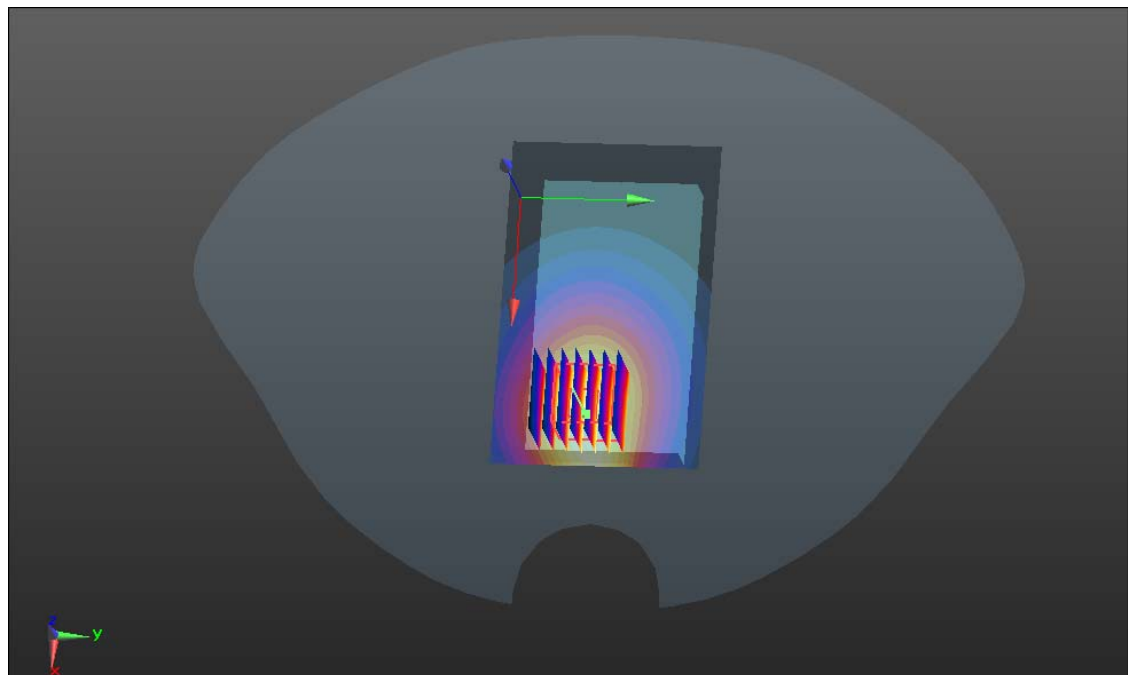
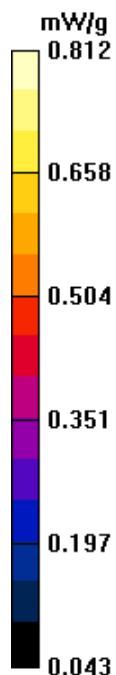
dx=5mm, dy=5mm, dz=5mm

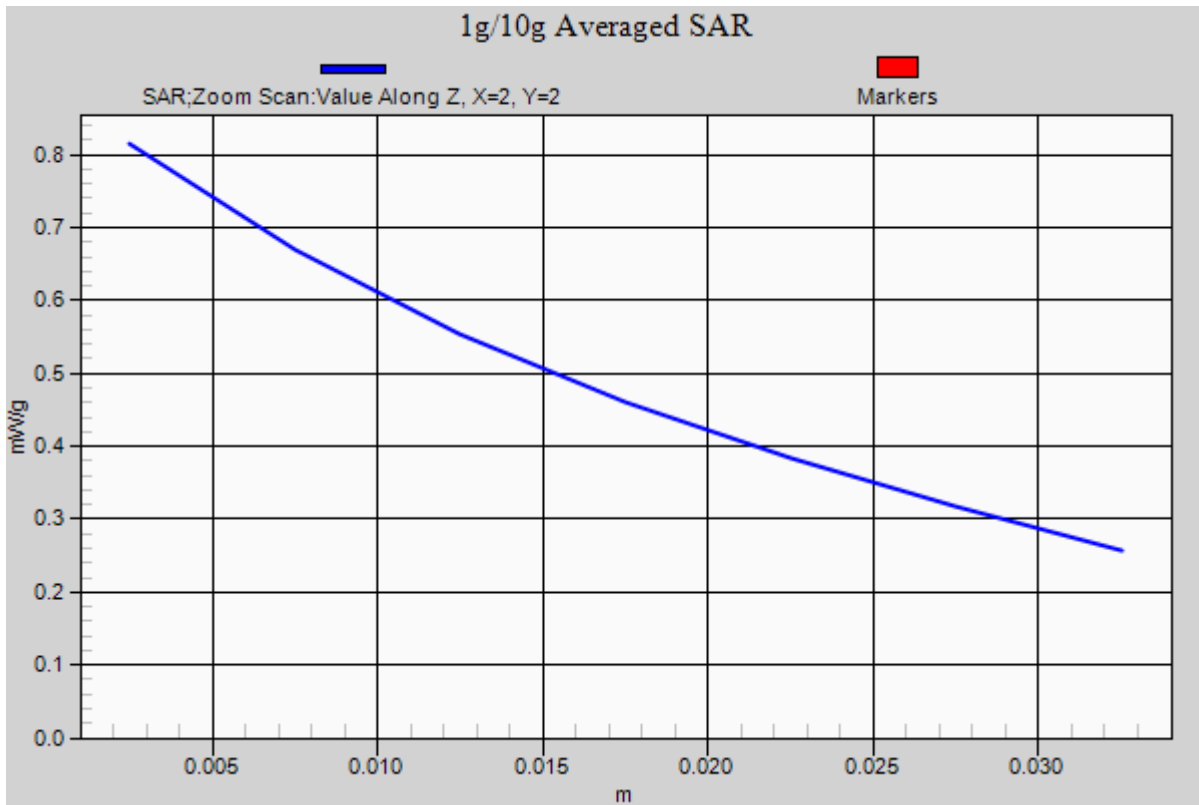
Reference Value = 28.993 V/m; Power Drift = -0.03 dB

Peak SAR (extrapolated) = 1.084 W/kg

SAR(1 g) = 0.559 mW/g; SAR(10 g) = 0.324 mW/g

Maximum value of SAR (measured) = 0.812 mW/g







Test Laboratory: Compliance Certification Services Inc.

June 14, 2012

EDGE 850- Body Worn Up Middle CH190

DUT: GSM Mobile Phone; Type: S728; Serial: N/A

Communication System: Generic EDGE; Communication System Band: EDGE 850 (824.0 - 849.0 MHz);

Frequency: 848.8 MHz; Communication System PAR: 3.01 dB

Ambient: Temperature: 21 °C Relative humidity: 58% Liquid : Temperature: 20 °C

Medium parameters used (interpolated): $f = 848.8$ MHz; $\sigma = 0.969$ mho/m; $\epsilon_r = 55.572$; $\rho = 1000$ kg/m³

Phantom section: Flat Section

Measurement Standard: DASYS (IEEE/IEC/ANSI C63.19-2007)

DASY5 Configuration:

- Probe: EX3DV4 - SN3755; ConvF(9.07, 9.07, 9.07); Calibrated: 1/20/2012
- Sensor-Surface: 2.5mm (Mechanical Surface Detection)
- Electronics: DAE4 Sn1245; Calibrated: 1/11/2012
- Phantom: Twin SAM Phantom; Type: QD 000 P40 CD; Serial: 1609
- DASY52 52.8.0(692); SEMCAD X 14.6.4(4989)

EDGE 850/EDGE850 Body Up Middle CH190/Area Scan (51x81x1): Measurement grid: dx=15mm, dy=15mm

Maximum value of SAR (measured) = 0.327 mW/g

EDGE 850/EDGE850 Body Up Middle CH190/Zoom Scan (7x7x7)/Cube 0: Measurement grid:

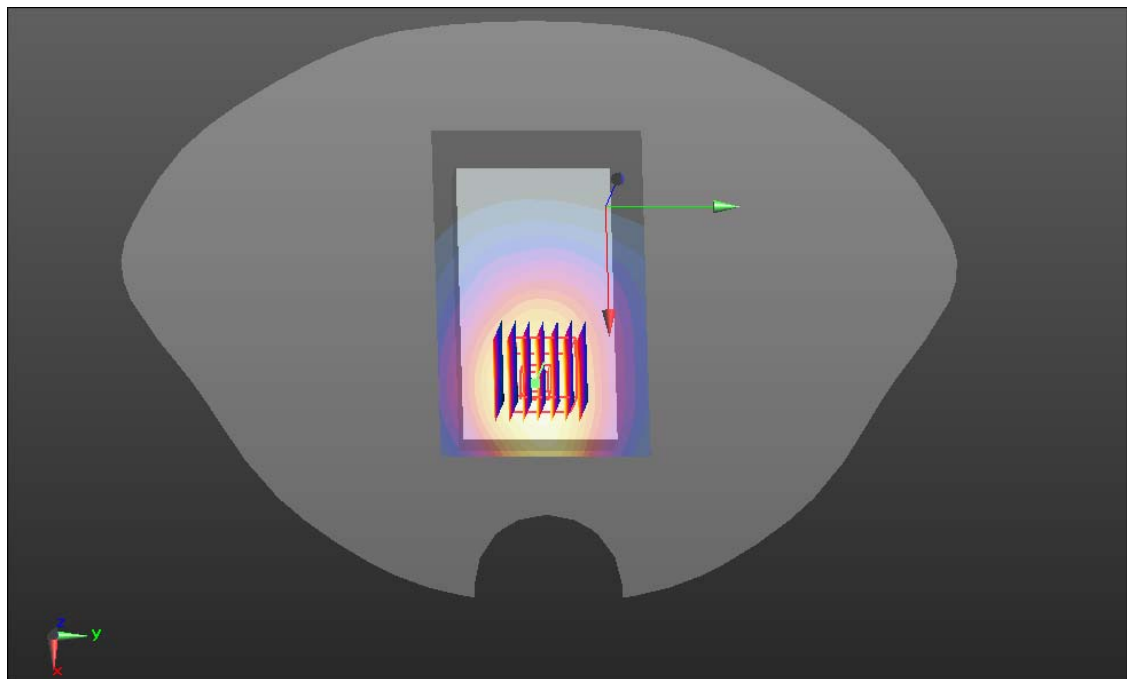
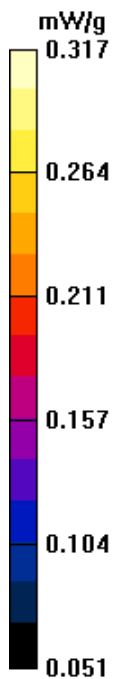
dx=5mm, dy=5mm, dz=5mm

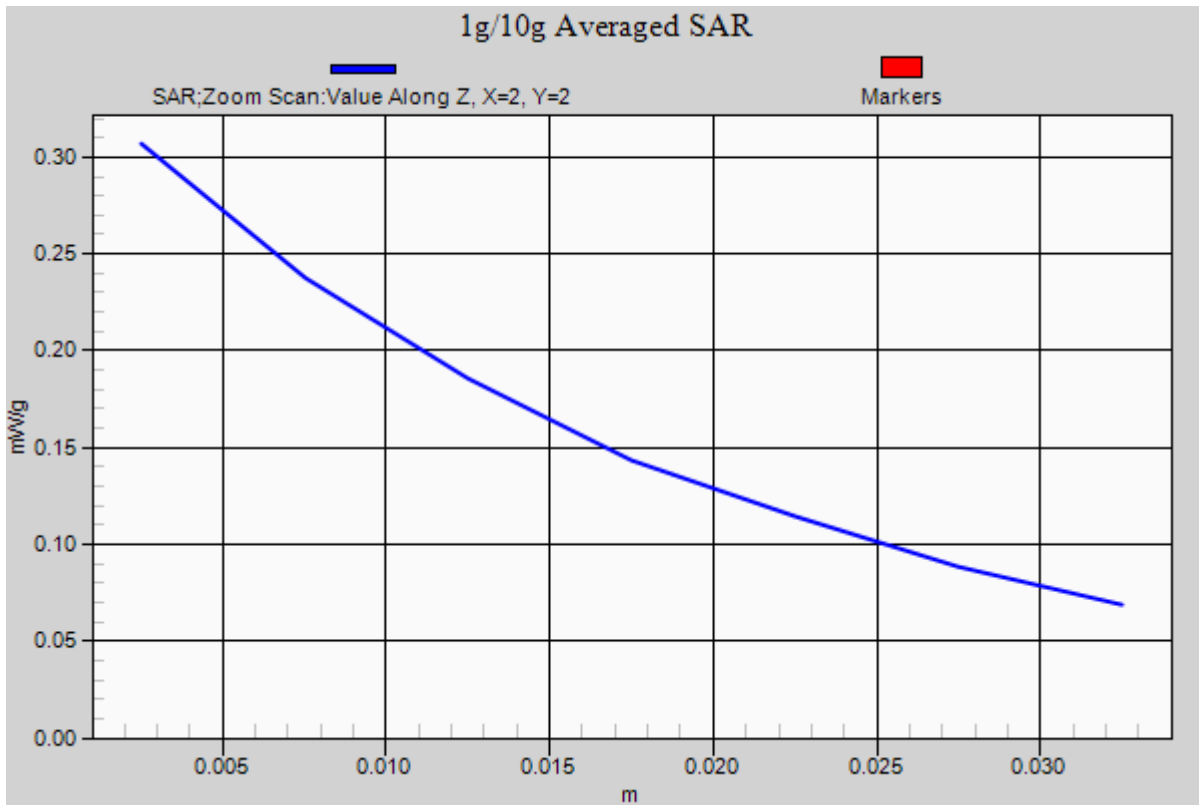
Reference Value = 18.903 V/m; Power Drift = 0.022 dB

Peak SAR (extrapolated) = 0.384 W/kg

SAR(1 g) = 0.263 mW/g; SAR(10 g) = 0.130 mW/g

Maximum value of SAR (measured) = 0.317 mW/g







Test Laboratory: Compliance Certification Services Inc.

June 14, 2012

EDGE 850- Body Worn Middle CH190

DUT: GSM Mobile Phone; Type: S728; Serial: N/A

Communication System: Generic EDGE; Communication System Band: EDGE 850 (824.0 - 849.0 MHz);

Frequency: 848.8 MHz; Communication System PAR: 3.01 dB

Ambient: Temperature: 21 °C Relative humidity: 58% Liquid : Temperature: 20 °C

Medium parameters used (interpolated): $f = 848.8$ MHz; $\sigma = 0.969$ mho/m; $\epsilon_r = 55.572$; $\rho = 1000$ kg/m³

Phantom section: Flat Section

Measurement Standard: DASYS (IEEE/IEC/ANSI C63.19-2007)

DASY5 Configuration:

- Probe: EX3DV4 - SN3755; ConvF(9.07, 9.07, 9.07); Calibrated: 1/20/2012
- Sensor-Surface: 2.5mm (Mechanical Surface Detection)
- Electronics: DAE4 Sn1245; Calibrated: 1/11/2012
- Phantom: Twin SAM Phantom; Type: QD 000 P40 CD; Serial: 1609
- DASY52 52.8.0(692); SEMCAD X 14.6.4(4989)

EDGE 850/EDGE850 Body Down Middle CH190/Area Scan (51x81x1): Measurement grid: dx=15mm, dy=15mm

Maximum value of SAR (measured) = 0.428 mW/g

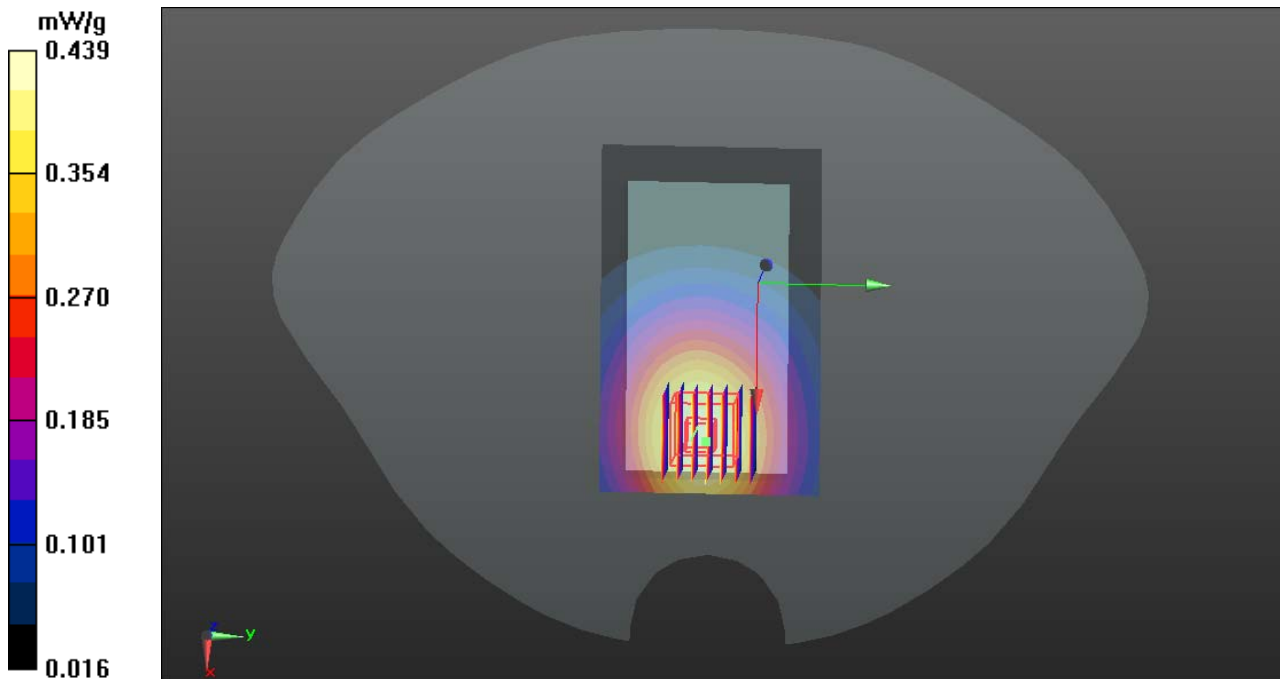
EDGE 850/EDGE850 Body Down Middle CH190/Zoom Scan (7x7x7)/Cube 0: Measurement grid: dx=5mm, dy=5mm, dz=5mm

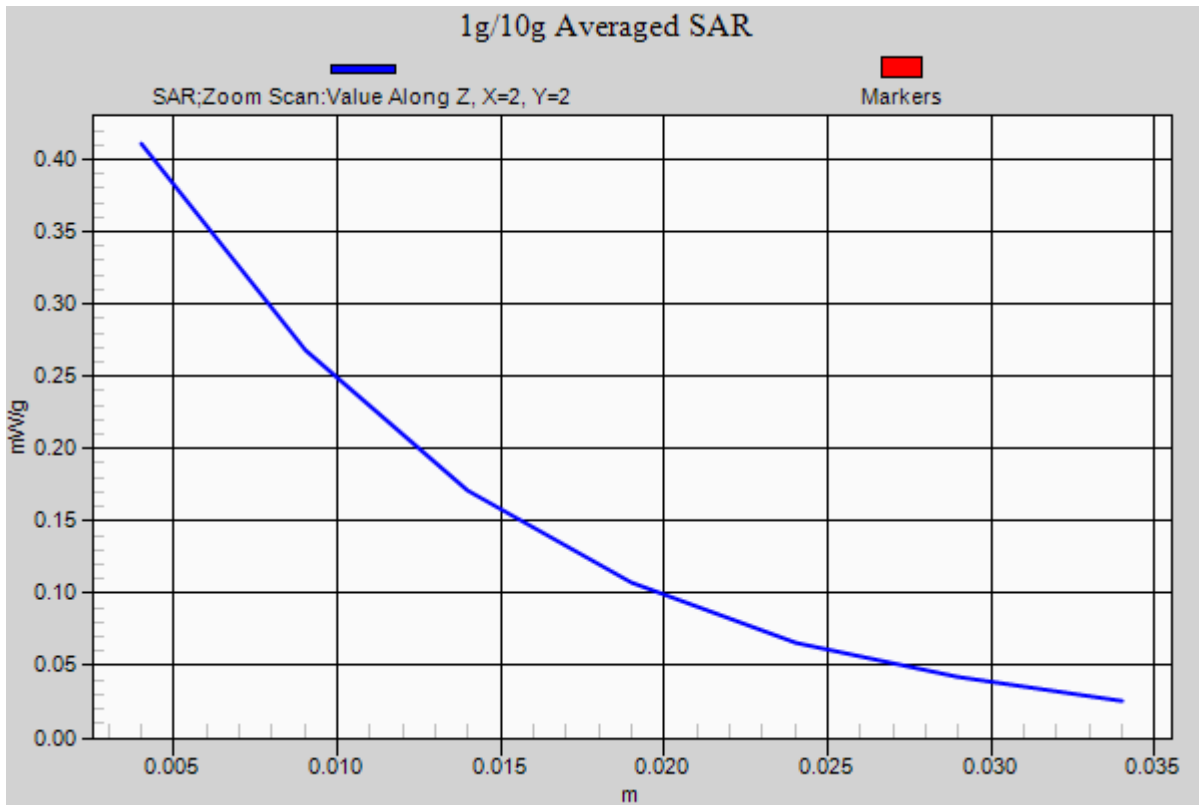
Reference Value = 28.993 V/m; Power Drift = -0.03 dB

Peak SAR (extrapolated) = 0.884 W/kg

SAR(1 g) = 0.359 mW/g; SAR(10 g) = 0.224 mW/g

Maximum value of SAR (measured) = 0.439mW/g







Test Laboratory: Compliance Certification Services Inc.

June 15, 2012

PCS1900- Body Worn Up Middle CH661

DUT: GSM Mobile Phone; Type: S728; Serial: N/A

Communication System: Generic GSM; Communication System Band: PCS 1900 (1850.0 - 1910.0 MHz);

Frequency: 1910MHz; Communication System PAR: 9.03 dB

Ambient: Temperature: 21 °C Relative humidity: 58% Liquid : Temperature: 20 °C

Medium parameters used: $f = 1880\text{MHz}$; $\sigma = 1.52\text{mho/m}$; $\epsilon_r = 53.258$; $\rho = 1000\text{ kg/m}^3$

Phantom section: Flat Section

Measurement Standard: DASYS (IEEE/IEC/ANSI C63.19-2007)

DASY5 Configuration:

- Probe: EX3DV4 - SN3755; ConvF(7.23, 7.23, 7.23); Calibrated: 1/20/2012
- Sensor-Surface: 2.5mm (Mechanical Surface Detection)
- Electronics: DAE4 Sn1245; Calibrated: 1/11/2012
- Phantom: Twin SAM Phantom; Type: QD 000 P40 CD; Serial: 1609
- Measurement SW: DASYS2, Version 52.6 (1); SEMCAD X Version 14.4.2 (2595)

PCS1900/ PCS1900 Body Up Middle CH661/Area Scan (51x81x1): Measurement grid: $dx=15\text{mm}$, $dy=15\text{mm}$

Maximum value of SAR (measured) = 0.380 mW/g

PCS1900/ PCS1900 Body Up Middle CH661/Zoom Scan (7x7x7)/Cube 0: Measurement grid:


$dx=5\text{mm}$, $dy=5\text{mm}$, $dz=5\text{mm}$

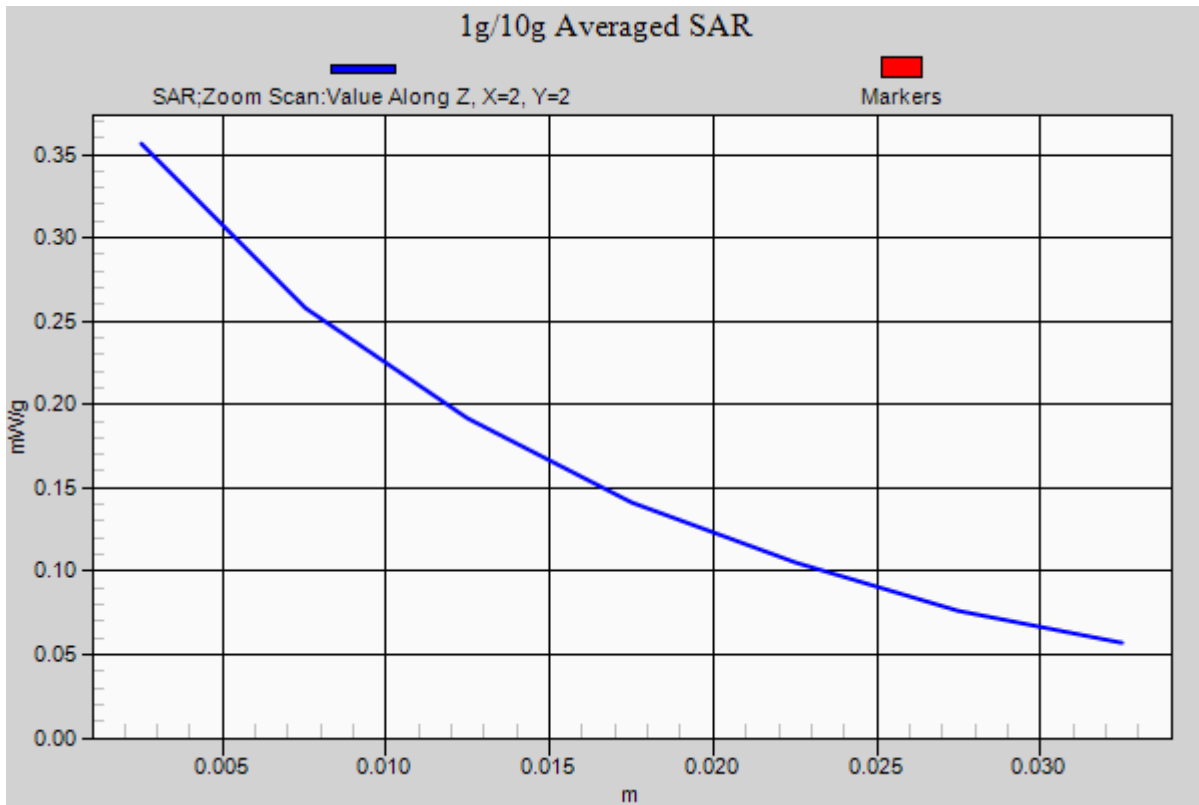
Reference Value = 14.177 V/m; Power Drift = -0.04 dB

Peak SAR (extrapolated) = 0.496 W/kg

SAR(1 g) = 0.296 mW/g; SAR(10 g) = 0.175 mW/g

Maximum value of SAR (measured) = 0.381 mW/g







Test Laboratory: Compliance Certification Services Inc.

June 15, 2012

PCS1900- Body Worn Down Middle CH661

DUT: GSM Mobile Phone; Type: S728; Serial: N/A

Communication System: Generic GSM; Communication System Band: PCS 1900 (1850.0 - 1910.0 MHz);

Frequency: 1910MHz; Communication System PAR: 9.03 dB

Ambient: Temperature: 21 °C Relative humidity: 58% Liquid : Temperature: 20 °C

Medium parameters used: $f = 1880\text{MHz}$; $\sigma = 1.52\text{mho/m}$; $\epsilon_r = 53.258$; $\rho = 1000\text{ kg/m}^3$

Phantom section: Flat Section

Measurement Standard: DASYS (IEEE/IEC/ANSI C63.19-2007)

DASY5 Configuration:

- Probe: EX3DV4 - SN3755; ConvF(7.23, 7.23, 7.23); Calibrated: 1/20/2012
- Sensor-Surface: 2.5mm (Mechanical Surface Detection)
- Electronics: DAE4 Sn1245; Calibrated: 1/11/2012
- Phantom: Twin SAM Phantom; Type: QD 000 P40 CD; Serial: 1609
- Measurement SW: DASYS2, Version 52.6 (1); SEMCAD X Version 14.4.2 (2595)

PCS1900/ PCS1900 Body Down Middle CH661/Area Scan (51x81x1): Measurement grid: $dx=15\text{mm}$, $dy=15\text{mm}$

Maximum value of SAR (measured) = 0.423 mW/g

PCS1900/ PCS1900 Body Down Middle CH661/Zoom Scan (7x7x7)/Cube 0: Measurement grid:

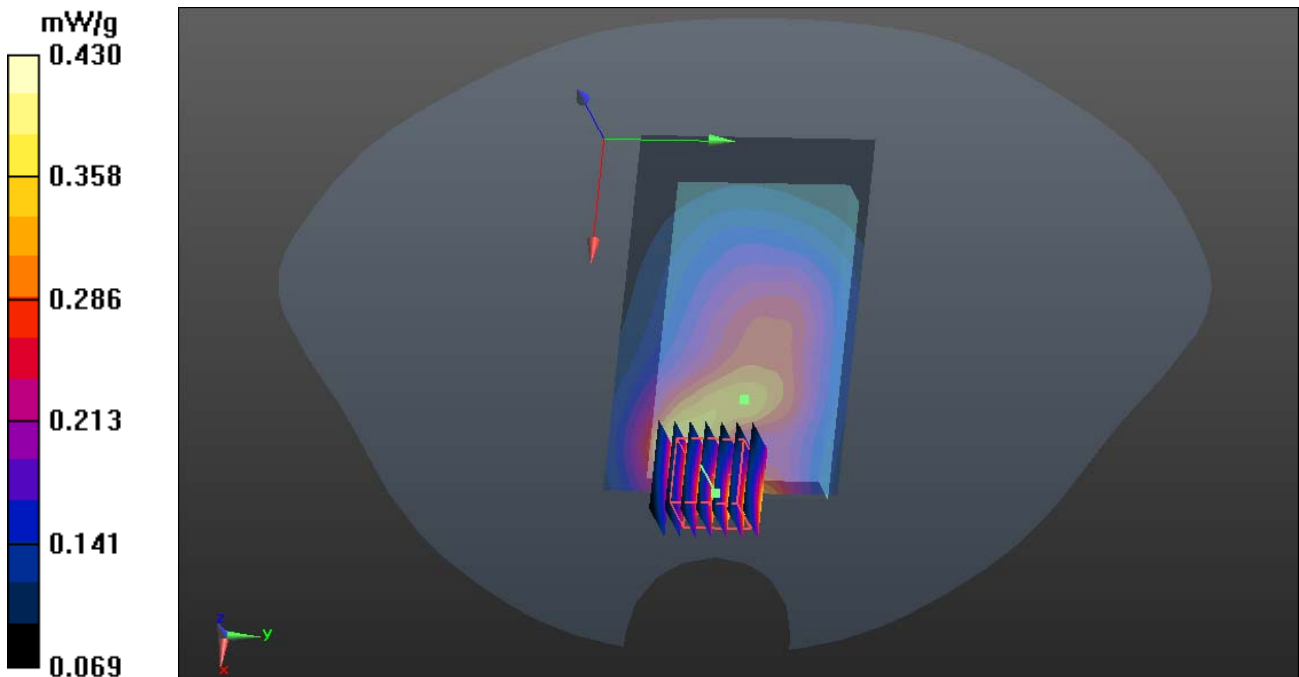
$dx=5\text{mm}$, $dy=5\text{mm}$, $dz=5\text{mm}$

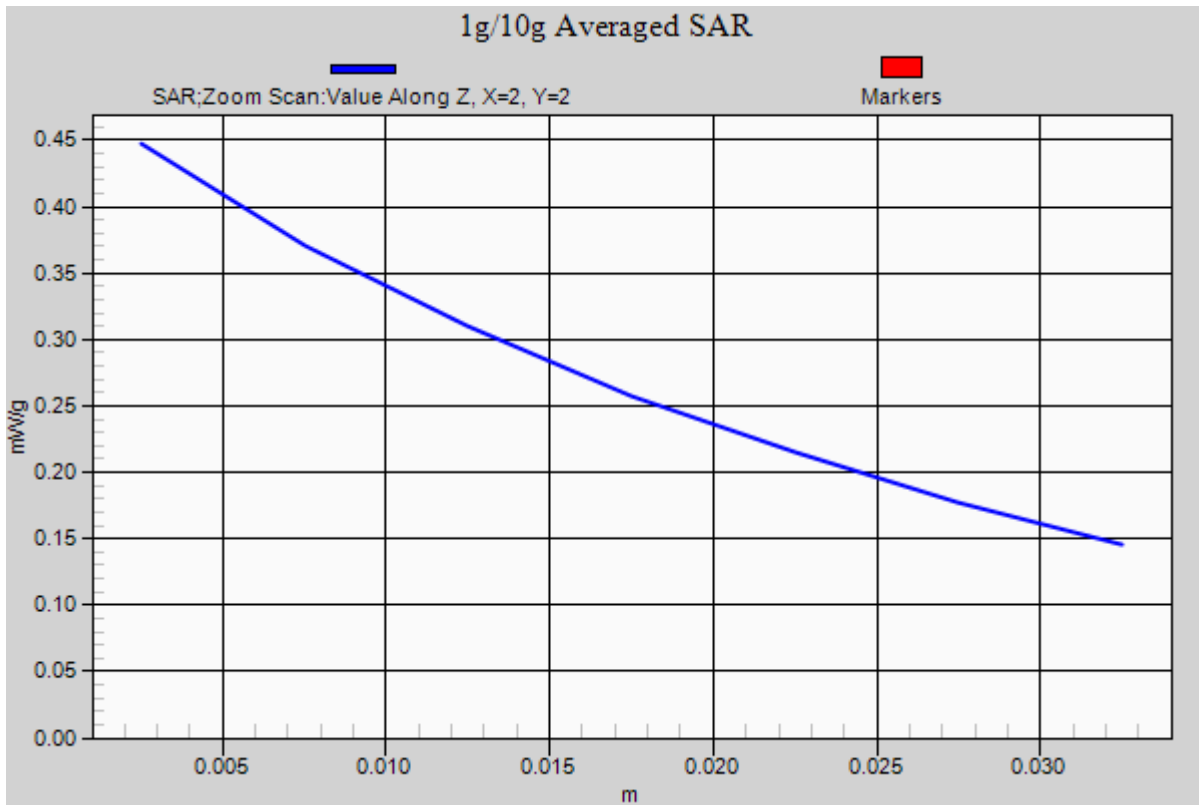
Reference Value = 21.972 V/m; Power Drift = -0.13 dB

Peak SAR (extrapolated) = 0.827 W/kg

SAR(1 g) = 0.325 mW/g; SAR(10 g) = 0.176 mW/g

Maximum value of SAR (measured) = 0.430mW/g







Test Laboratory: Compliance Certification Services Inc.

June 15, 2012

GPRS1900- Body Worn Up Middle CH661

DUT: GSM Mobile Phone; Type: S728; Serial: N/A

Communication System: Generic GSM; Communication System Band: GPRS 1900 (1850.0 - 1910.0 MHz); Frequency: 1910MHz; Communication System PAR: 9.03 dB

Ambient: Temperature: 21 °C Relative humidity: 58% Liquid : Temperature: 20 °C

Medium parameters used: $f = 1880\text{MHz}$; $\sigma = 1.52\text{mho/m}$; $\epsilon_r = 53.258$; $\rho = 1000\text{ kg/m}^3$

Phantom section: Flat Section

Measurement Standard: DASYS (IEEE/IEC/ANSI C63.19-2007)

DASY5 Configuration:

- Probe: EX3DV4 - SN3755; ConvF(7.23, 7.23, 7.23); Calibrated: 1/20/2012
- Sensor-Surface: 2.5mm (Mechanical Surface Detection)
- Electronics: DAE4 Sn1245; Calibrated: 1/11/2012
- Phantom: Twin SAM Phantom; Type: QD 000 P40 CD; Serial: 1609
- Measurement SW: DASYS2, Version 52.6 (1); SEMCAD X Version 14.4.2 (2595)

GPRS1900/GPRS1900 Body Up Middle CH661/Area Scan (51x81x1): Measurement grid: dx=15mm, dy=15mm

Maximum value of SAR (measured) = 0.290 mW/g

GPRS1900/GPRS1900 Body Up Middle CH661/Zoom Scan (7x7x7)/Cube 0: Measurement grid:

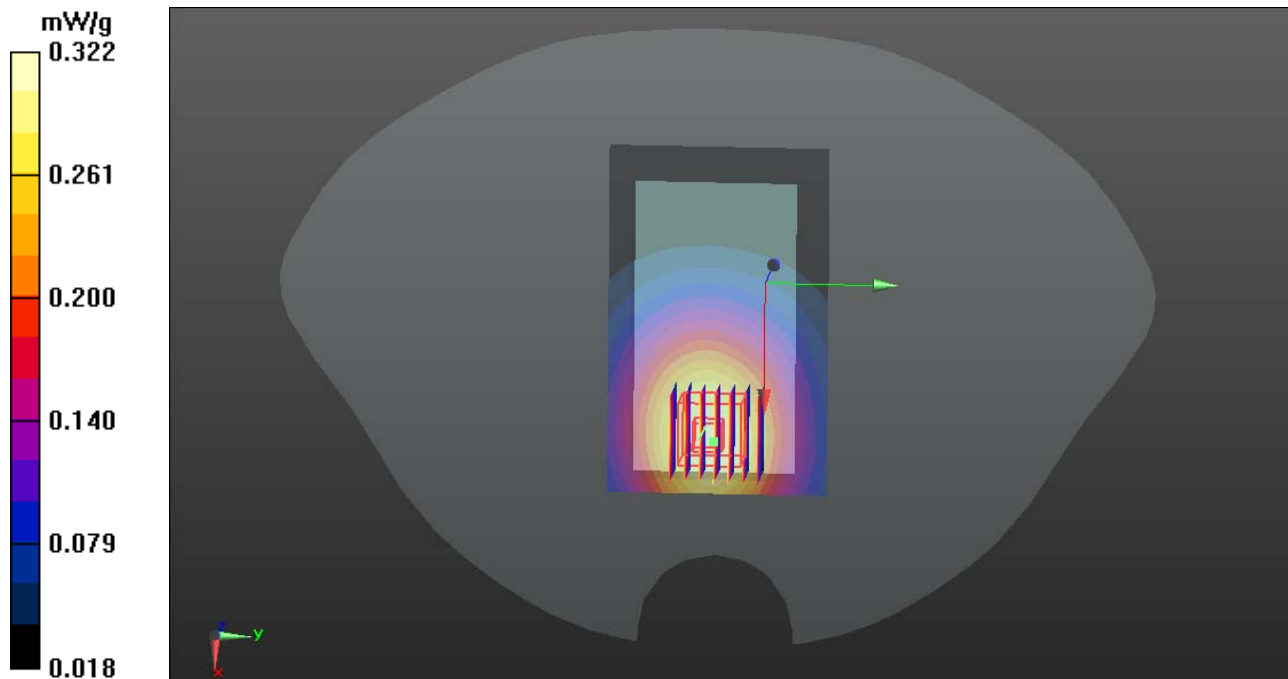
dx=5mm, dy=5mm, dz=5mm

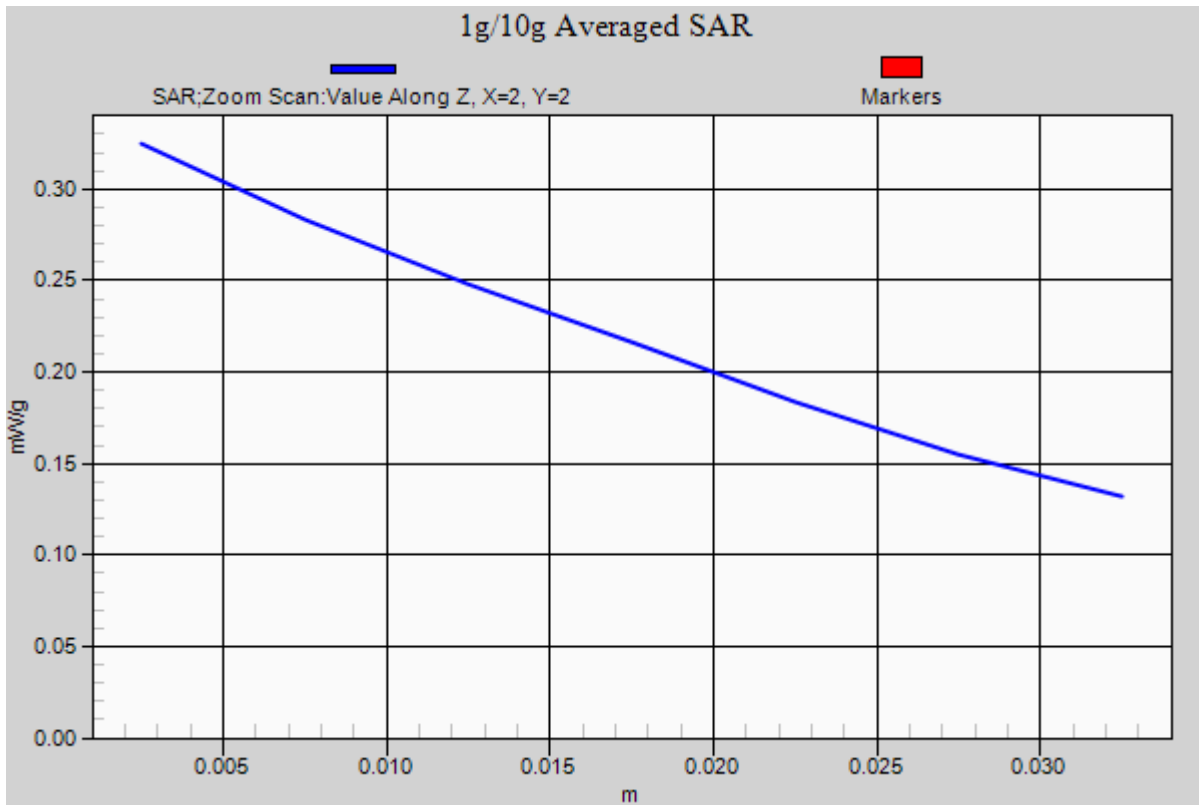
Reference Value = 10.728 V/m; Power Drift = -0.03 dB

Peak SAR (extrapolated) = 0.423 W/kg

SAR(1 g) = 0.203 mW/g; SAR(10 g) = 0.145 mW/g

Maximum value of SAR (measured) = 0.322 mW/g







Test Laboratory: Compliance Certification Services Inc.

June 15, 2012

GPRS1900- Body Worn Down Middle CH661

DUT: GSM Mobile Phone; Type: S728; Serial: N/A

Communication System: Generic GSM; Communication System Band: GPRS 1900 (1850.0 - 1910.0 MHz); Frequency: 1910MHz; Communication System PAR: 9.03 dB

Ambient: Temperature: 21 °C Relative humidity: 58% Liquid : Temperature: 20 °C

Medium parameters used: $f = 1880\text{MHz}$; $\sigma = 1.52\text{mho/m}$; $\epsilon_r = 53.258$; $\rho = 1000\text{ kg/m}^3$

Phantom section: Flat Section

Measurement Standard: DASYS (IEEE/IEC/ANSI C63.19-2007)

DASY5 Configuration:

- Probe: EX3DV4 - SN3755; ConvF(7.23, 7.23, 7.23); Calibrated: 1/20/2012
- Sensor-Surface: 2.5mm (Mechanical Surface Detection)
- Electronics: DAE4 Sn1245; Calibrated: 1/11/2012
- Phantom: Twin SAM Phantom; Type: QD 000 P40 CD; Serial: 1609
- Measurement SW: DASYS2, Version 52.6 (1); SEMCAD X Version 14.4.2 (2595)

GPRS1900/GPRS1900 Body Down Middle CH661/Area Scan (51x81x1): Measurement grid:

$dx=15\text{mm}$, $dy=15\text{mm}$

Maximum value of SAR (measured) = 0.461 mW/g

GPRS1900/GPRS1900 Body Down Middle CH661/Zoom Scan (7x7x7)/Cube 0: Measurement grid:

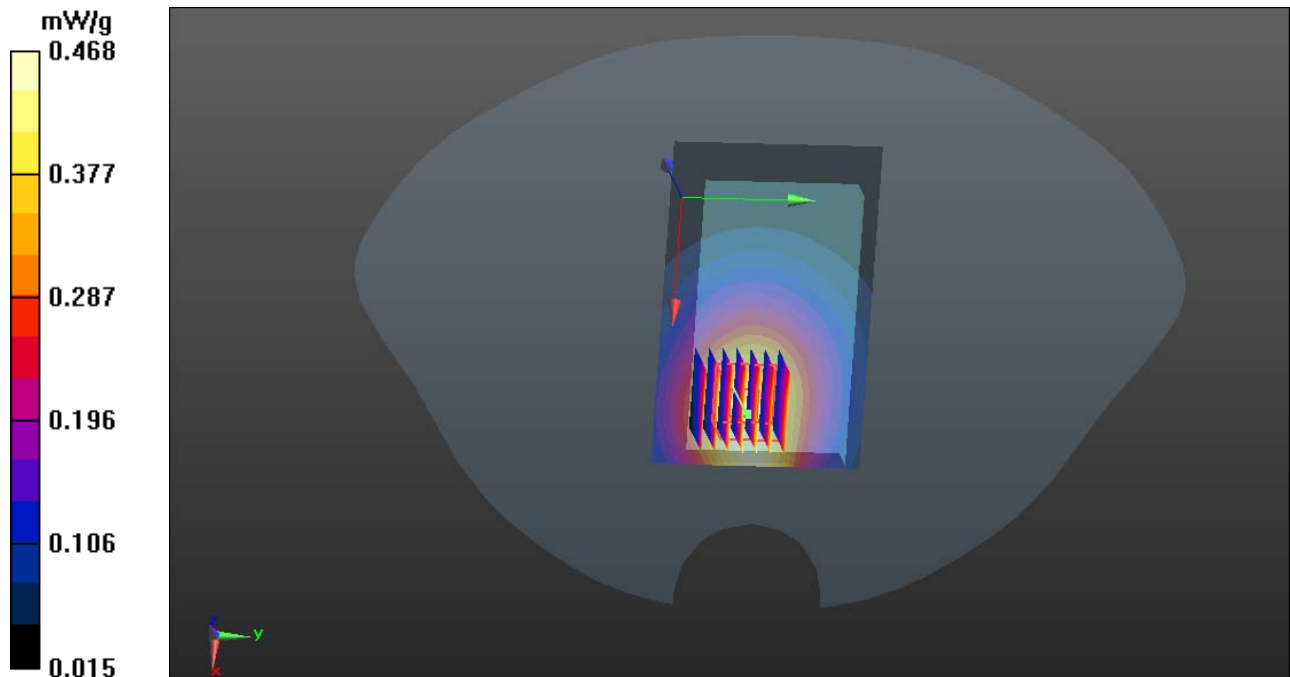
$dx=5\text{mm}$, $dy=5\text{mm}$, $dz=5\text{mm}$

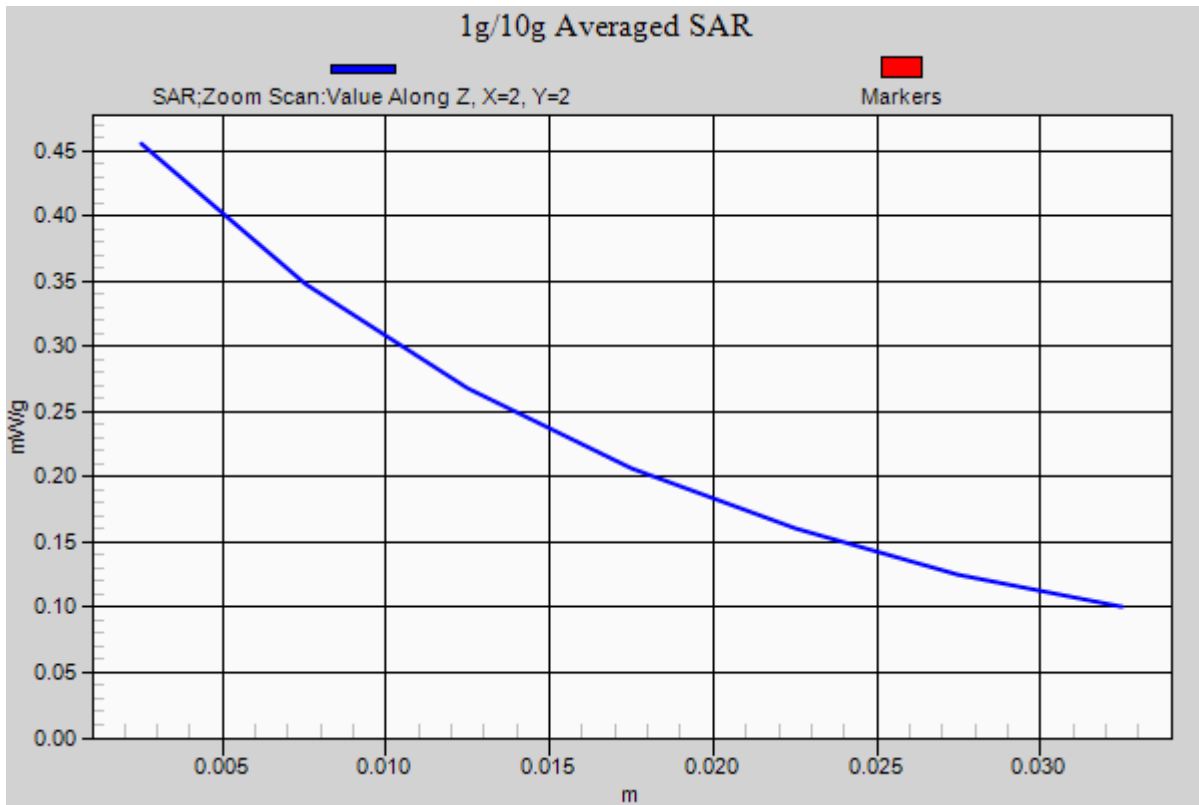
Reference Value = 18.020 V/m; Power Drift = -0.02 dB

Peak SAR (extrapolated) = 0.838 W/kg

SAR(1 g) = 0.338 mW/g; SAR(10 g) = 0.154 mW/g

Maximum value of SAR (measured) = 0.468 mW/g







Test Laboratory: Compliance Certification Services Inc.

June 15, 2012

EDGE1900- Body Worn Up Middle CH661

DUT: GSM Mobile Phone; Type: S728; Serial: N/A

Communication System: Generic GSM; Communication System Band: EDGE 1900 (1850.0 - 1910.0 MHz); Frequency: 1880MHz; Communication System PAR: 3.01 dB

Ambient: Temperature: 21 °C Relative humidity: 58% Liquid : Temperature: 20 °C

Medium parameters used: $f = 1880\text{MHz}$; $\sigma = 1.52\text{ mho/m}$; $\epsilon_r = 53.258$; $\rho = 1000\text{ kg/m}^3$

Phantom section: Flat Section

Measurement Standard: DASy5 (IEEE/IEC/ANSI C63.19-2007)

DASy5 Configuration:

- Probe: EX3DV4 - SN3755; ConvF(7.23, 7.23, 7.23); Calibrated: 1/20/2012
- Sensor-Surface: 2.5mm (Mechanical Surface Detection)
- Electronics: DAE4 Sn1245; Calibrated: 1/11/2012
- Phantom: Twin SAM Phantom; Type: QD 000 P40 CD; Serial: 1609
- DASy52 52.8.0(692); SEMCAD X 14.6.4(4989)

EDGE1900/EDGE1900 Body Up Middle CH661/Area Scan (51x81x1): Measurement grid: $dx=15\text{mm}$, $dy=15\text{mm}$

Maximum value of SAR (measured) = 0.290 mW/g

EDGE1900/EDGE1900 Body Up Middle CH661/Zoom Scan (7x7x7)/Cube 0: Measurement grid:

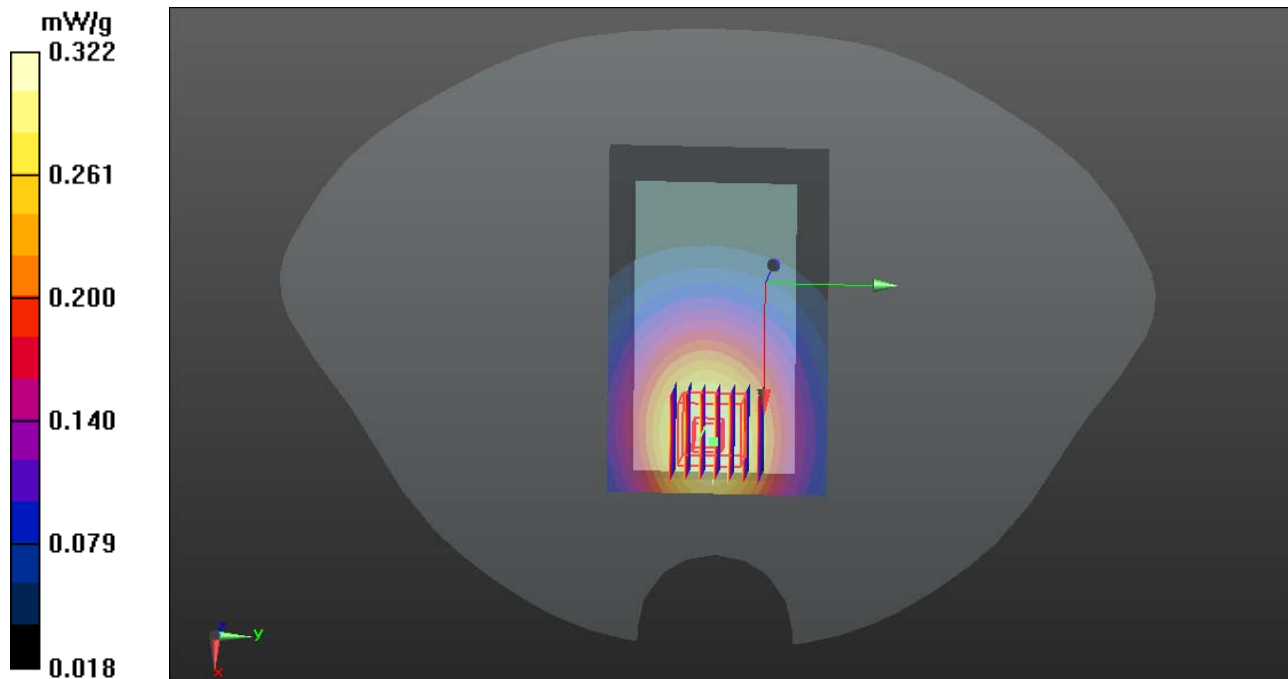
$dx=5\text{mm}$, $dy=5\text{mm}$, $dz=5\text{mm}$

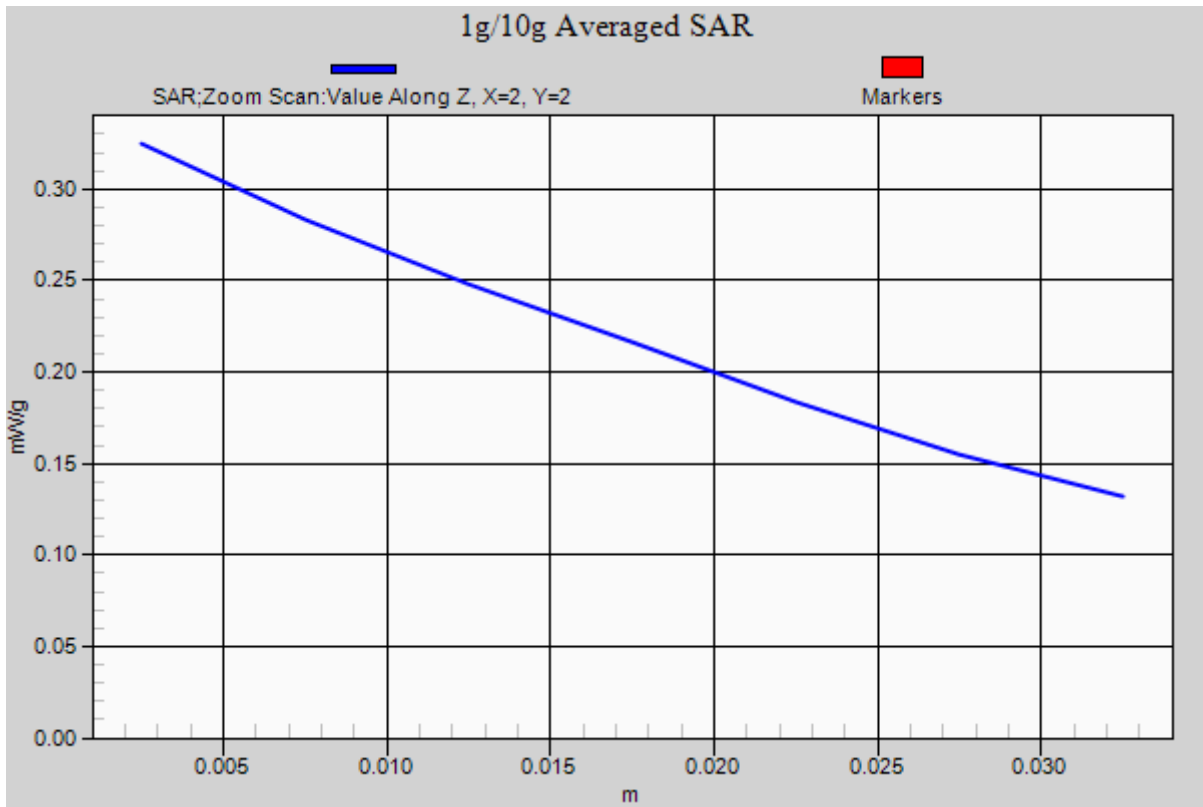
Reference Value = 10.728 V/m; Power Drift = -0.03 dB

Peak SAR (extrapolated) = 0.423 W/kg

SAR(1 g) = 0.203 mW/g; SAR(10 g) = 0.145 mW/g

Maximum value of SAR (measured) = 0.322 mW/g







Test Laboratory: Compliance Certification Services Inc.

June 15, 2012

EDGE1900- Body Worn Down Middle CH661

DUT: GSM Mobile Phone; Type: S728; Serial: N/A

Communication System: Generic GSM; Communication System Band: EDGE 1900 (1850.0 - 1910.0 MHz); Frequency: 1880MHz; Communication System PAR: 3.01 dB

Ambient: Temperature: 21 °C Relative humidity: 58% Liquid : Temperature: 20 °C

Medium parameters used: $f = 1880\text{MHz}$; $\sigma = 1.52\text{ mho/m}$; $\epsilon_r = 53.258$; $\rho = 1000\text{ kg/m}^3$

Phantom section: Flat Section

Measurement Standard: DASYS (IEEE/IEC/ANSI C63.19-2007)

DASY5 Configuration:

- Probe: EX3DV4 - SN3755; ConvF(7.23, 7.23, 7.23); Calibrated: 1/20/2012
- Sensor-Surface: 2.5mm (Mechanical Surface Detection)
- Electronics: DAE4 Sn1245; Calibrated: 1/11/2012
- Phantom: Twin SAM Phantom; Type: QD 000 P40 CD; Serial: 1609
- DASY52 52.8.0(692); SEMCAD X 14.6.4(4989)

EDGE1900/EDGE1900 Body Down Middle CH661/Area Scan (51x81x1): Measurement grid:

$dx=15\text{mm}$, $dy=15\text{mm}$

Maximum value of SAR (measured) = 0.701 mW/g

EDGE1900/EDGE1900 Body Down Middle CH661/Zoom Scan (7x7x7)/Cube 0: Measurement grid:


$dx=5\text{mm}$, $dy=5\text{mm}$, $dz=5\text{mm}$

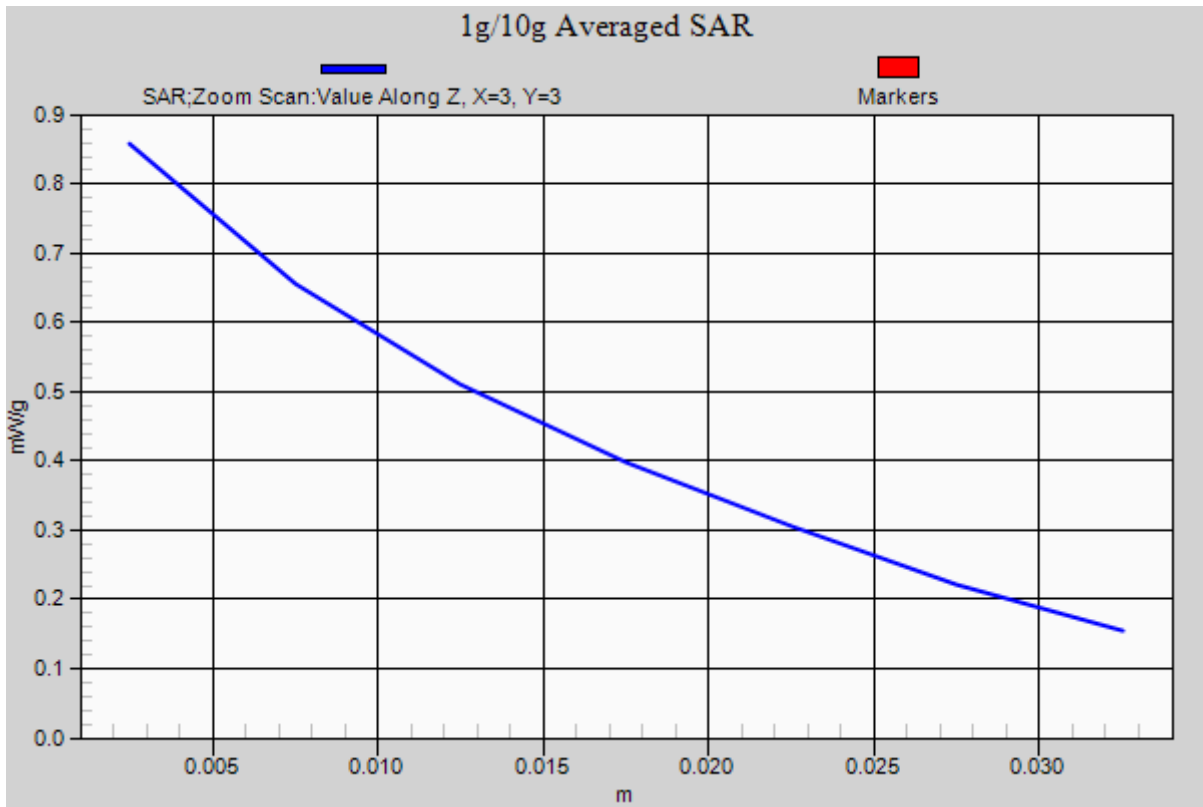
Reference Value = 20.020 V/m; Power Drift = -0.025 dB

Peak SAR (extrapolated) = 1.138 W/kg

SAR(1 g) = 0.538 mW/g; SAR(10 g) = 0.354 mW/g

Maximum value of SAR (measured) = 0.835 mW/g







Test Laboratory: Compliance Certification Services Inc.

June 15, 2012

WCDMA Band II-Right Head Cheek Middle CH9400

DUT: GSM Mobile Phone; Type: S728; Serial: N/A

Communication System: FDD WCDMA; Communication System Band: Band II; Frequency: 1880 MHz; Communication System PAR: 0 dB

Ambient: Temperature: 21 °C Relative humidity: 58% Liquid : Temperature: 20 °C

Medium parameters used: $f = 1880$ MHz; $\sigma = 1.403$ mho/m; $\epsilon_r = 40$; $\rho = 1000$ kg/m³

Phantom section: Right Section

Measurement Standard: DASYS (IEEE/IEC/ANSI C63.19-2007)

DASY Configuration:

- Probe: EX3DV4 - SN3755; ConvF(7.84, 7.84, 7.84); Calibrated: 1/20/2012
- Sensor-Surface: 2.5mm (Mechanical Surface Detection)
- Electronics: DAE4 Sn1245; Calibrated: 1/11/2012
- Phantom: Twin SAM Phantom; Type: QD 000 P40 CD; Serial: 1609
- DASYS 52.8.0(692); SEMCAD X 14.6.4(4989)

WCDMA/Right Head Cheek Middle CH9400/Area Scan (51x81x1): Measurement grid: dx=15mm, dy=15mm

Maximum value of SAR (measured) = 0.779 mW/g


WCDMA/Right Head Cheek Middle CH9400/Zoom Scan (7x7x7)/Cube 0: Measurement grid: dx=5mm, dy=5mm, dz=5mm

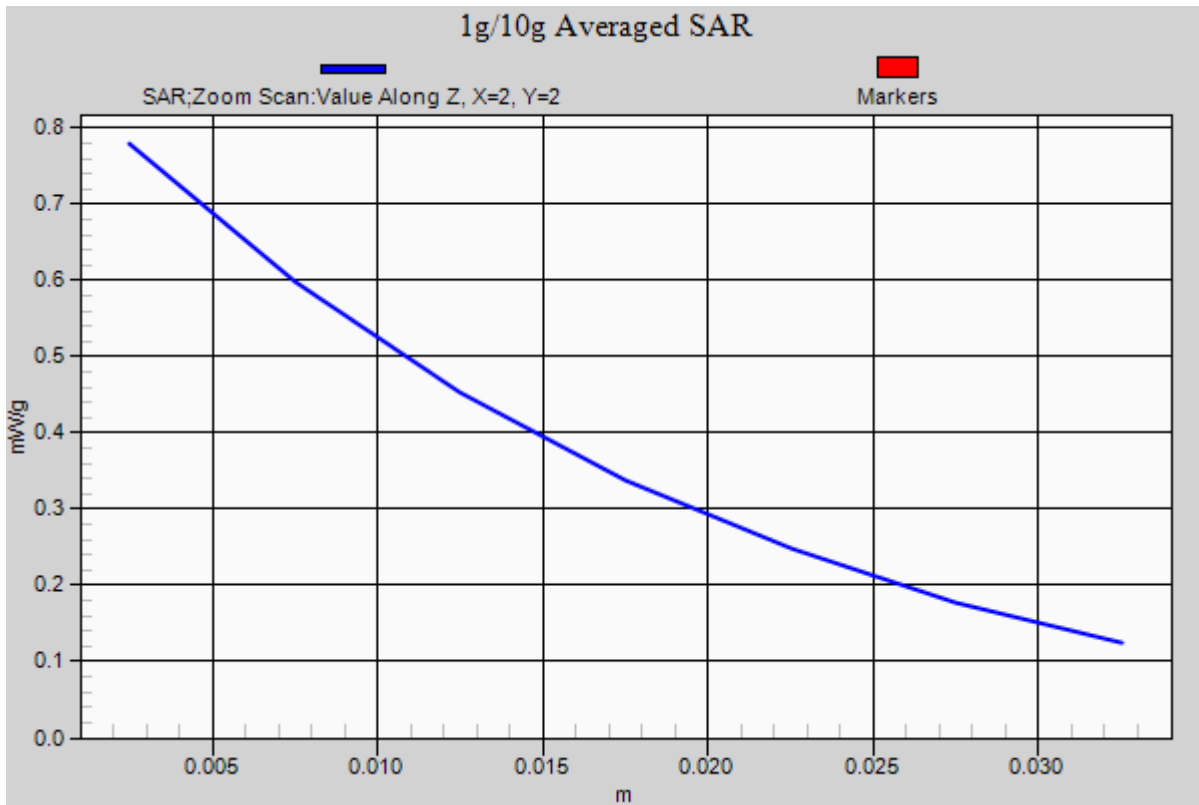
Reference Value = 9.864 V/m; Power Drift = -0.03 dB

Peak SAR (extrapolated) = 1.140 mW/g

SAR(1 g) = 0.675 mW/g; SAR(10 g) = 0.485 mW/g

Maximum value of SAR (measured) = 0.783 mW/g







Test Laboratory: Compliance Certification Services Inc.

June 15, 2012

WCDMA Band II-Right Head Tilted Middle CH9400

DUT: GSM Mobile Phone; Type: S728; Serial: N/A

Communication System: FDD WCDMA; Communication System Band: Band II; Frequency: 1880 MHz; Communication System PAR: 0 dB

Ambient: Temperature: 21 °C Relative humidity: 58% Liquid : Temperature: 20 °C

Medium parameters used (interpolated): $f = 1880$ MHz; $\sigma = 1.403$ mho/m; $\epsilon_r = 38.955$; $\rho = 1000$ kg/m³

Phantom section: Right Section

Measurement Standard: DASYS (IEEE/IEC/ANSI C63.19-2007)

DASY Configuration:

- Probe: EX3DV4 - SN3755; ConvF(7.84, 7.84, 7.84); Calibrated: 1/20/2012
- Sensor-Surface: 2.5mm (Mechanical Surface Detection)
- Electronics: DAE4 Sn1245; Calibrated: 1/11/2012
- Phantom: Twin SAM Phantom; Type: QD 000 P40 CD; Serial: 1609
- DASYS 52.8.0(692); SEMCAD X 14.6.4(4989)

WCDMA/Right Head Tilted Middle CH9400/Area Scan (51x81x1): Measurement grid: dx=15mm, dy=15mm

Maximum value of SAR (measured) = 0.562 mW/g

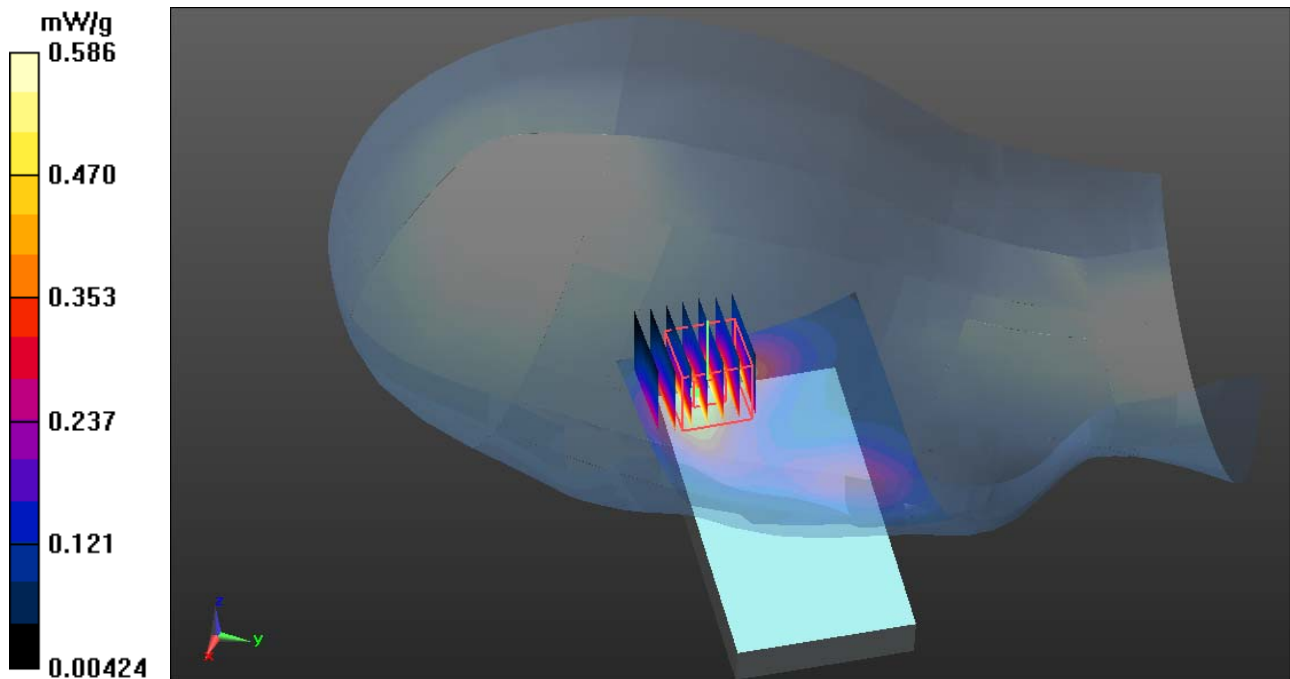
WCDMA/Right Head Tilted Middle CH9400/Zoom Scan (7x7x7)/Cube 0: Measurement grid: dx=5mm, dy=5mm, dz=5mm

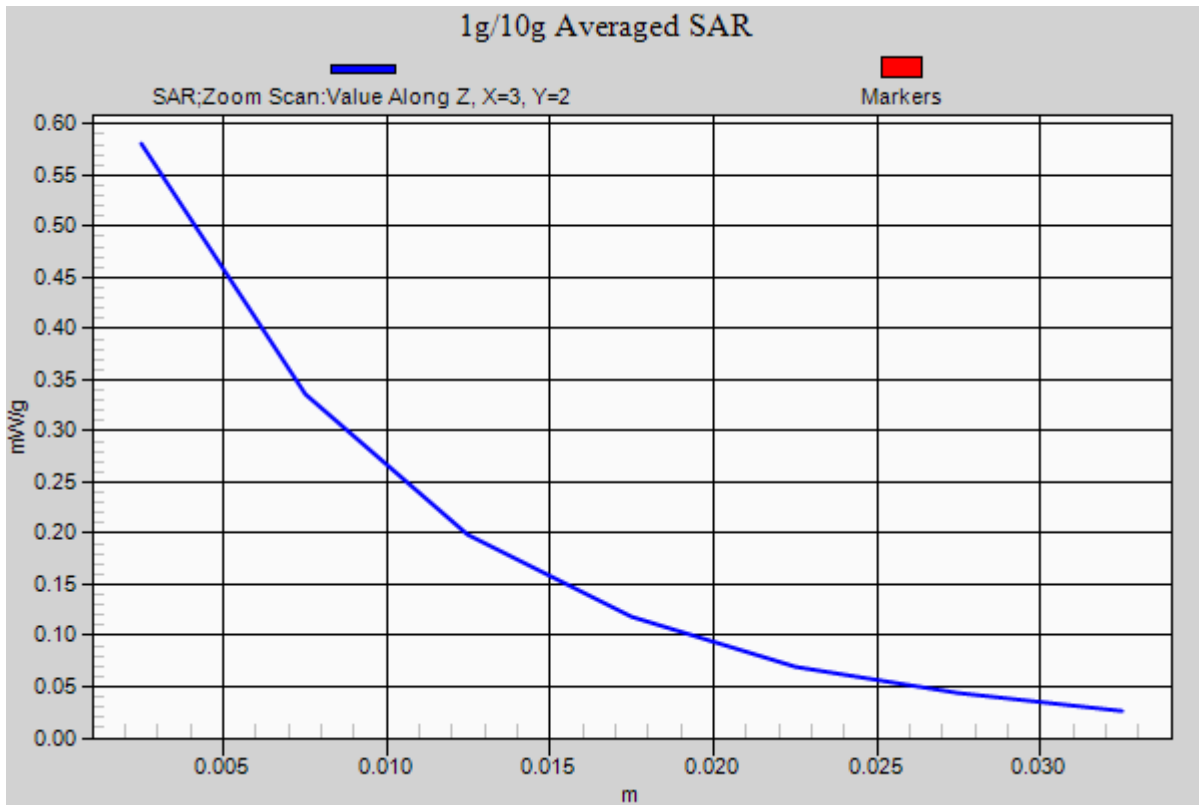
Reference Value = 14.332 V/m; Power Drift = -0.16 dB

Peak SAR (extrapolated) = 0.887 mW/g

SAR(1 g) = 0.395 mW/g; SAR(10 g) = 0.101 mW/g

Maximum value of SAR (measured) = 0.2586 mW/g







Test Laboratory: Compliance Certification Services Inc.

June 15, 2012

WCDMA Band II-Left Head Cheek Middle CH9400

DUT: GSM Mobile Phone; Type: S728; Serial: N/A

Communication System: FDD WCDMA; Communication System Band: Band II; Frequency: 1880 MHz; Communication System PAR: 0 dB

Ambient: Temperature: 21 °C Relative humidity: 58% Liquid : Temperature: 20 °C

Medium parameters used: $f = 1880$ MHz; $\sigma = 1.403$ mho/m; $\epsilon_r = 40$; $\rho = 1000$ kg/m³

Phantom section: Left Section

Measurement Standard: DASYS (IEEE/IEC/ANSI C63.19-2007)

DASY Configuration:

- Probe: EX3DV4 - SN3755; ConvF(7.84, 7.84, 7.84); Calibrated: 1/20/2012
- Sensor-Surface: 2.5mm (Mechanical Surface Detection)
- Electronics: DAE4 Sn1245; Calibrated: 1/11/2012
- Phantom: Twin SAM Phantom; Type: QD 000 P40 CD; Serial: 1609
- DASYS 52.8.0(692); SEMCAD X 14.6.4(4989)

WCDMA/Left Head Cheek Middle CH9400/Area Scan (51x81x1): Measurement grid: dx=15mm, dy=15mm

Maximum value of SAR (measured) = 0.840 mW/g


WCDMA/Left Head Cheek Middle CH9400/Zoom Scan (7x7x7)/Cube 0: Measurement grid: dx=5mm, dy=5mm, dz=5mm

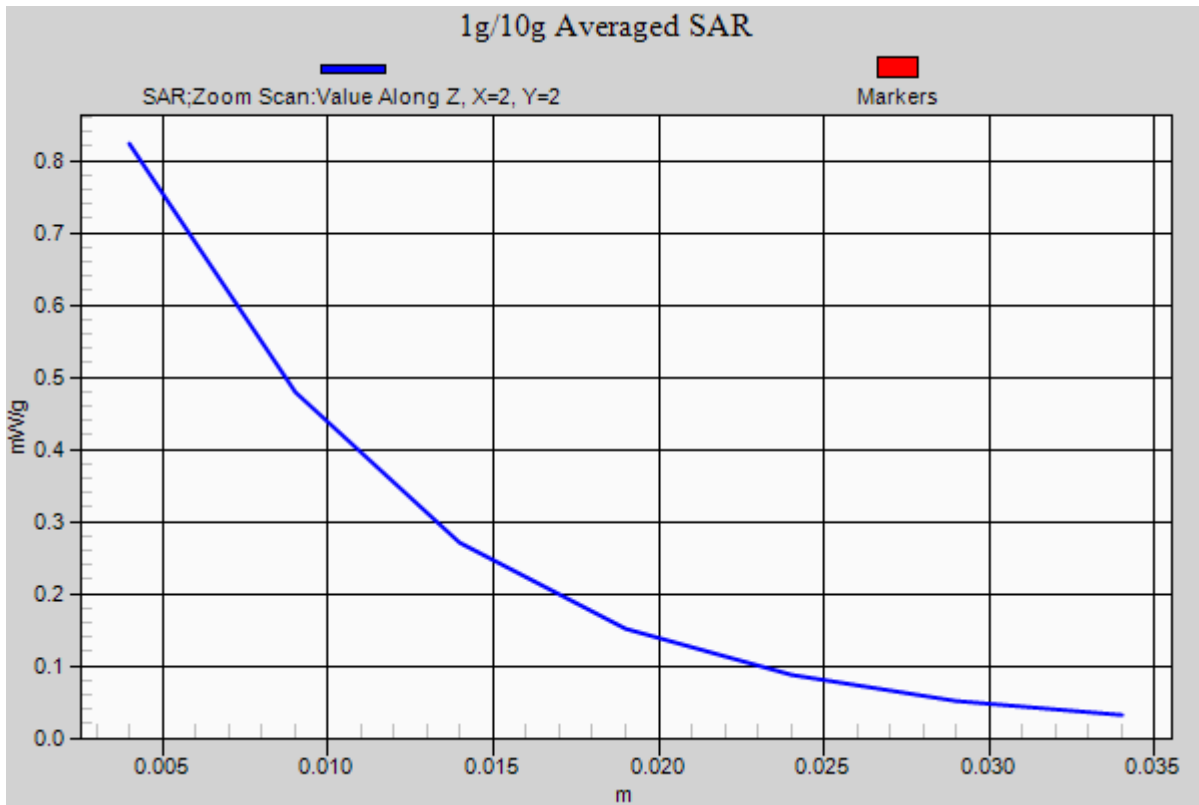
Reference Value = 9.051 V/m; Power Drift = -0.18 dB

Peak SAR (extrapolated) = 1.366mW/g

SAR(1 g) = 0.632 mW/g; SAR(10 g) = 0.431 mW/g

Maximum value of SAR (measured) = 0.847 mW/g







Test Laboratory: Compliance Certification Services Inc.

June 15, 2012

WCDMA Band II-Left Head Tilted Middle CH9400

DUT: GSM Mobile Phone; Type: S728; Serial: N/A

Communication System: FDD WCDMA; Communication System Band: Band II; Frequency: 1880 MHz; Communication System PAR: 0 dB

Ambient: Temperature: 21 °C Relative humidity: 58% Liquid : Temperature: 20 °C

Medium parameters used (interpolated): $f = 1880$ MHz; 1.403 mho/m; $\epsilon_r = 40$; $\rho = 1000$ kg/m³

Phantom section: Left Section

Measurement Standard: DASYS (IEEE/IEC/ANSI C63.19-2007)

DASY Configuration:

- Probe: EX3DV4 - SN3755; ConvF(7.84, 7.84, 7.84); Calibrated: 1/20/2012
- Sensor-Surface: 2.5mm (Mechanical Surface Detection)
- Electronics: DAE4 Sn1245; Calibrated: 1/11/2012
- Phantom: Twin SAM Phantom; Type: QD 000 P40 CD; Serial: 1609
- DASYS 52.8.0(692); SEMCAD X 14.6.4(4989)

WCDMA/Left Head Tilted Middle CH9400/Area Scan (51x81x1): Measurement grid: dx=15mm, dy=15mm

Maximum value of SAR (measured) = 0.429 mW/g

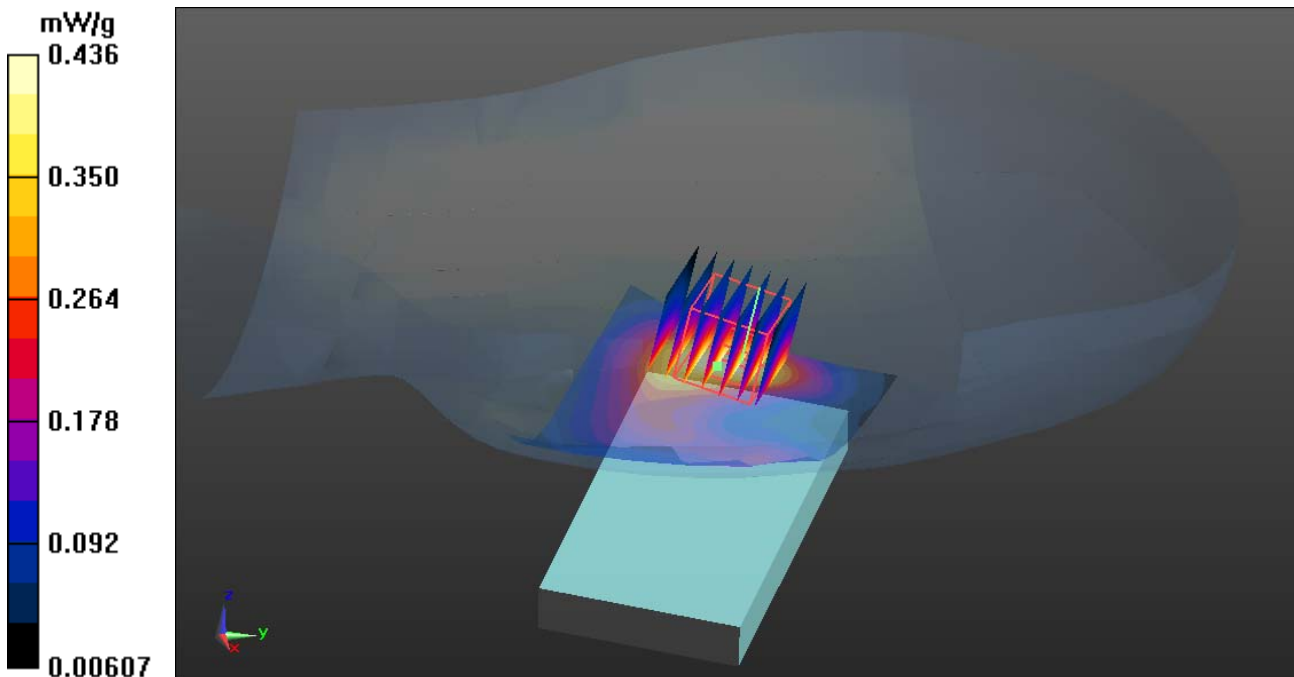
WCDMA/Left Head Tilted Middle CH9400/Zoom Scan (7x7x7)/Cube 0: Measurement grid: dx=5mm, dy=5mm, dz=5mm

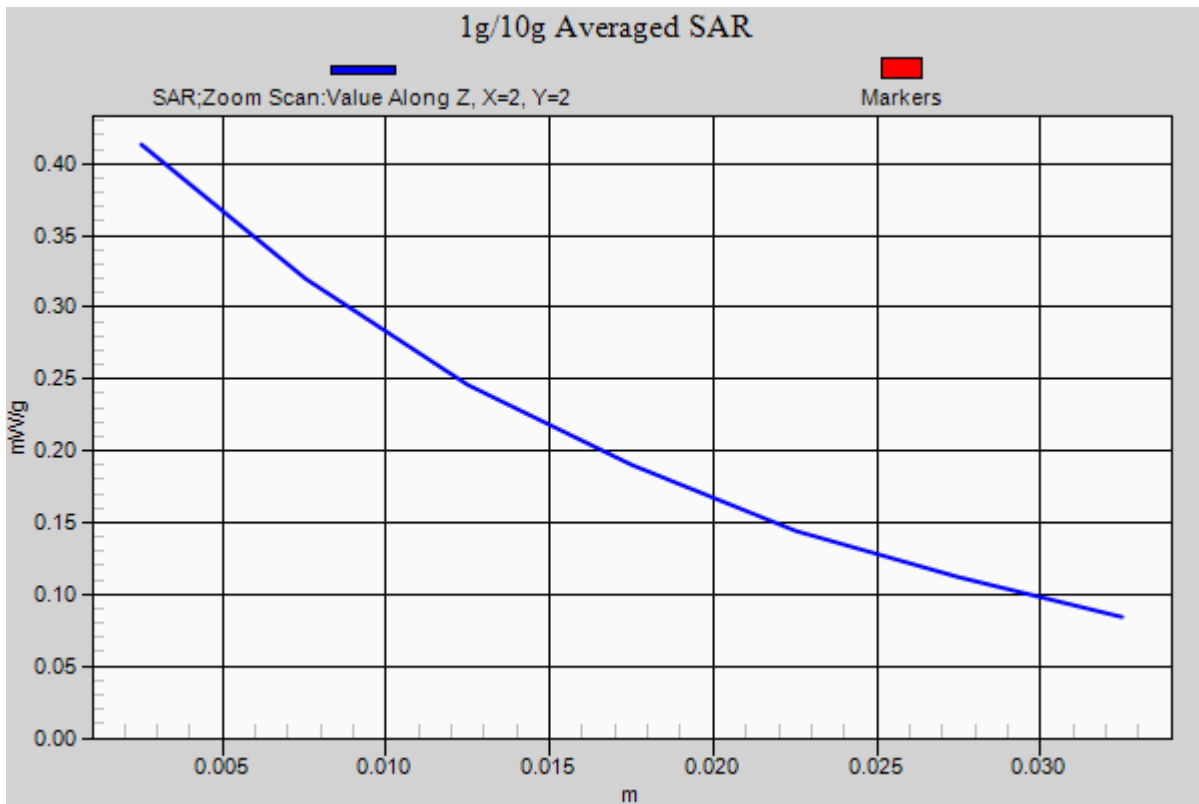
Reference Value = 13.580 V/m; Power Drift = -0.17 dB

Peak SAR (extrapolated) = 0.402 mW/g

SAR(1 g) = 0.313 mW/g; SAR(10 g) = 0.183 mW/g

Maximum value of SAR (measured) = 0.436 mW/g







Test Laboratory: Compliance Certification Services Inc.

June 14, 2012

WCDMA Band V-Right Head Cheek High CH4233

DUT: GSM Mobile Phone; Type: S728; Serial: N/A

Communication System: FDD WCDMA; Communication System Band: Band V; Frequency: 846.6 MHz; Communication System PAR: 0 dB;

Ambient: Temperature: 21 °C Relative humidity: 58% Liquid : Temperature: 20 °C
Medium parameters used: $f = 846.6$ MHz; $\sigma = 0.897$ mho/m; $\epsilon_r = 41.78$; $\rho = 1000$ kg/m³

Phantom section: Right Section

Measurement Standard: DASYS (IEEE/IEC/ANSI C63.19-2007)

DASY Configuration:

- Probe: EX3DV4 - SN3755; ConvF(8.99, 8.99, 8.99); Calibrated: 1/20/2012 :
- Sensor-Surface: 2.5mm (Mechanical Surface Detection)
- Electronics: DAE4 Sn1245; Calibrated: 1/11/2012
- Phantom: Twin SAM Phantom; Type: QD 000 P40 CD; Serial: 1609
- DASYS 52.8.0(692); SEMCAD X 14.6.4(4989)

Band V/Right Cheek High CH4233/Area Scan (51x81x1): Measurement grid: dx=15mm, dy=15mm

Maximum value of SAR (measured) = 0.801 mW/g


Band V/Right Cheek High CH4233/Zoom Scan (7x7x7)/Cube 0: Measurement grid: dx=5mm, dy=5mm, dz=5mm

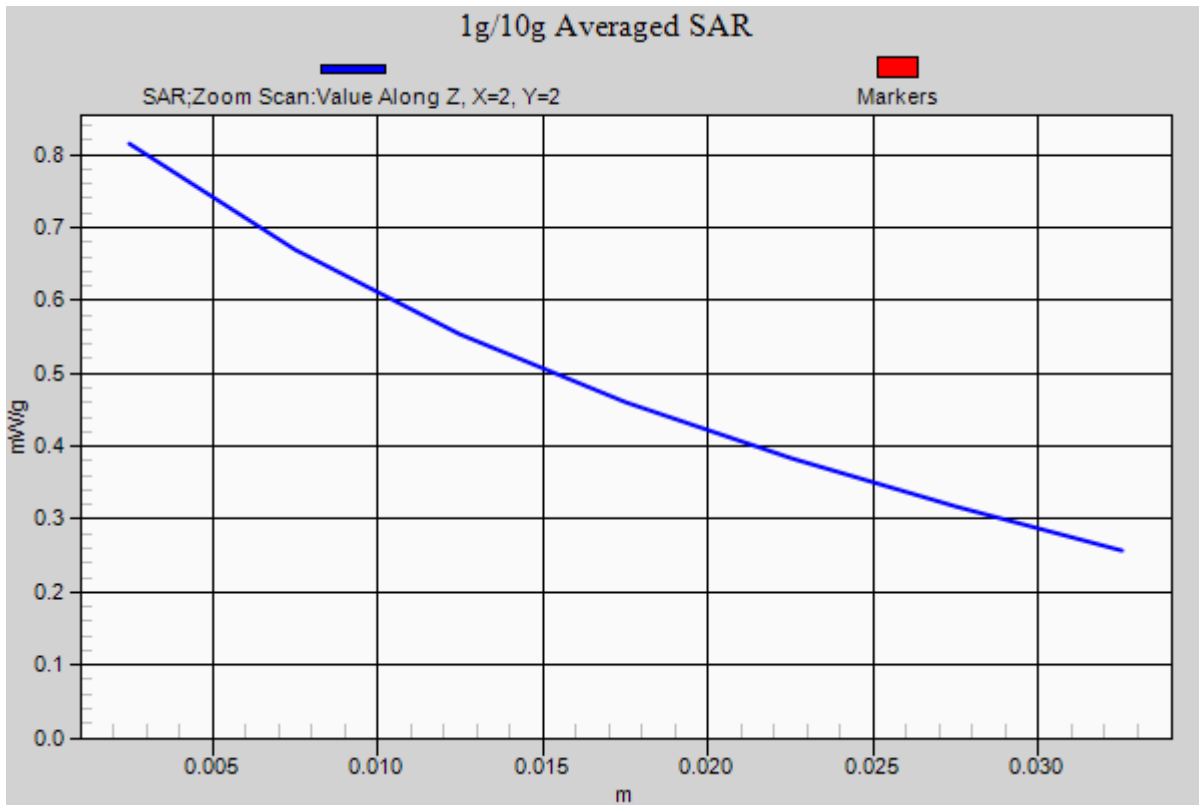
Reference Value = 3.955 V/m; Power Drift = 0.15 dB

Peak SAR (extrapolated) = 1.260 mW/g

SAR(1 g) = 0.646 mW/g; SAR(10 g) = 0.433 mW/g

Maximum value of SAR (measured) = 0.805 mW/g







Test Laboratory: Compliance Certification Services Inc.

June 14, 2012

WCDMA Band V-Right Head Tilted High CH4233

DUT: GSM Mobile Phone; Type: S728; Serial: N/A

Communication System: FDD WCDMA; Communication System Band: Band V; Frequency: 846.6 MHz; Communication System PAR: 0 dB

Ambient: Temperature: 21 °C Relative humidity: 58% Liquid : Temperature: 20 °C
Medium parameters used: $f = 846.6$ MHz; $\sigma = 0.897$ mho/m; $\epsilon_r = 41.78$; $\rho = 1000$ kg/m³

Phantom section: Right Section

Measurement Standard: DASYS (IEEE/IEC/ANSI C63.19-2007)

DASY Configuration:

- Probe: EX3DV4 - SN3755; ConvF(8.99, 8.99, 8.99); Calibrated: 1/20/2012
- Sensor-Surface: 2.5mm (Mechanical Surface Detection)
- Electronics: DAE4 Sn1245; Calibrated: 1/11/2012
- Phantom: Twin SAM Phantom; Type: QD 000 P40 CD; Serial: 1609
- DASYS 52.8.0(692); SEMCAD X 14.6.4(4989)

Band V/Right Tilted High CH4233/Area Scan (51x81x1): Measurement grid: dx=15mm, dy=15mm

Maximum value of SAR (measured) = 0.242 mW/g

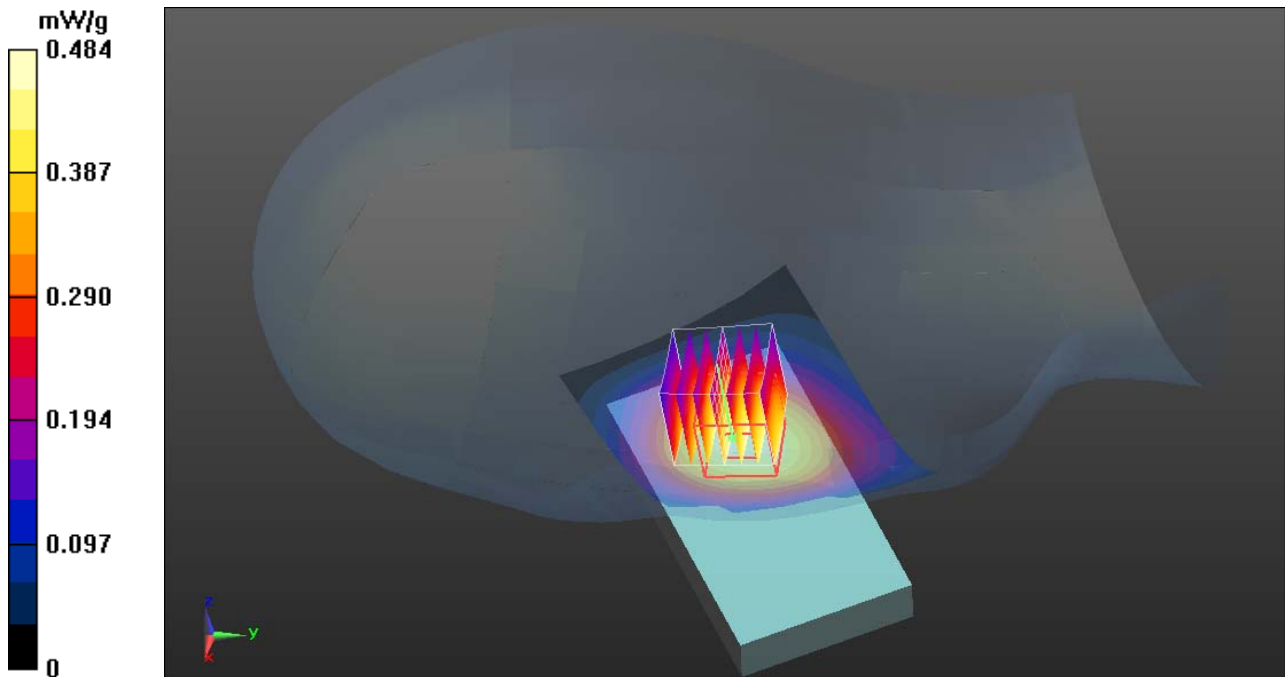
Band V/Right Tilted High CH4233/Zoom Scan (7x7x7)/Cube 0: Measurement grid: dx=5mm, dy=5mm, dz=5mm

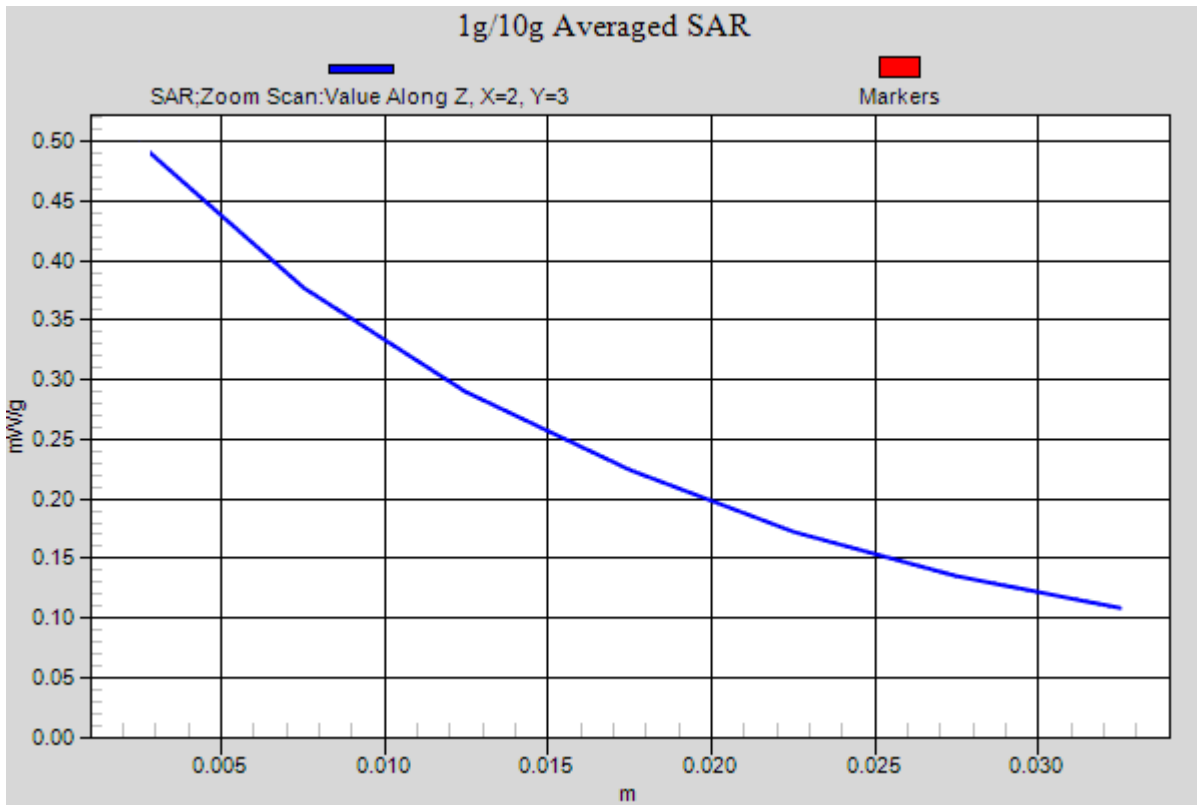
Reference Value = 5.571 V/m; Power Drift = 0.03 dB

Peak SAR (extrapolated) = 0.610 mW/g

SAR(1 g) = 0.277 mW/g; SAR(10 g) = 0.107 mW/g

Maximum value of SAR (measured) = 0.484 mW/g







Test Laboratory: Compliance Certification Services Inc.

June 14, 2012

WCDMA Band V-Left Head Cheek High CH4233

DUT: GSM Mobile Phone; Type: S728; Serial: N/A

Communication System: FDD WCDMA; Communication System Band: Band V; Frequency: 846.6 MHz; Communication System PAR: 0 dB;

Ambient: Temperature: 21 °C Relative humidity: 58% Liquid : Temperature: 20 °C

Medium parameters used: $f = 846.6$ MHz; $\sigma = 0.897$ mho/m; $\epsilon_r = 41.78$; $\rho = 1000$ kg/m³

Phantom section: Left Section

Measurement Standard: DASYS (IEEE/IEC/ANSI C63.19-2007)

DASY Configuration:

- Probe: EX3DV4 - SN3755; ConvF(8.99, 8.99, 8.99); Calibrated: 1/20/2012
- Sensor-Surface: 2.5mm (Mechanical Surface Detection)
- Electronics: DAE4 Sn1245; Calibrated: 1/11/2012
- Phantom: Twin SAM Phantom; Type: QD 000 P40 CD; Serial: 1609
- DASYS 52.8.0(692); SEMCAD X 14.6.4(4989)

Band V/Left Cheek High CH4233/Area Scan (51x81x1): Measurement grid: dx=15mm, dy=15mm

Maximum value of SAR (measured) = 0.854 mW/g


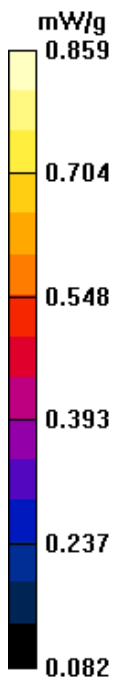
Band V/Left Cheek High CH4233/Zoom Scan (7x7x7)/Cube 0: Measurement grid: dx=5mm, dy=5mm, dz=5mm

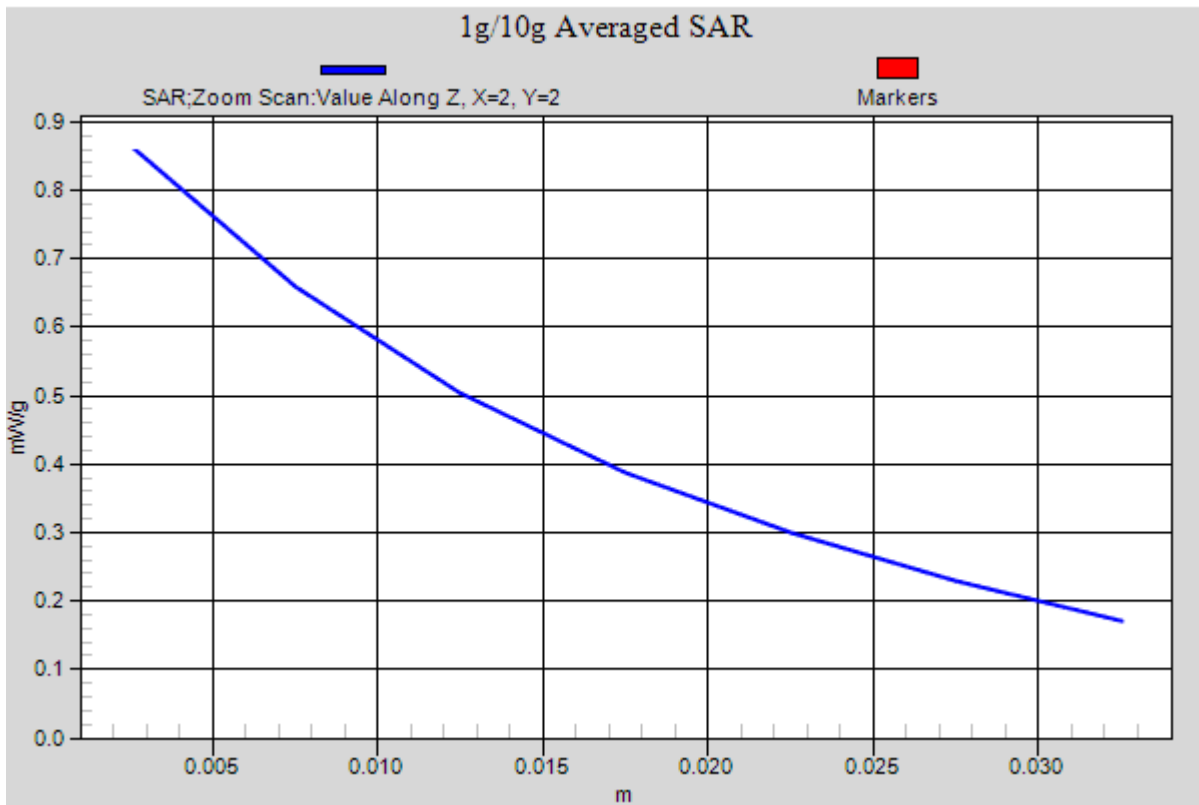
Reference Value = 4.336 V/m; Power Drift = 0.01 dB

Peak SAR (extrapolated) = 1.537 mW/g

SAR(1 g) = 0.649 mW/g; SAR(10 g) = 0.135 mW/g

Maximum value of SAR (measured) = 0.859 mW/g







Test Laboratory: Compliance Certification Services Inc.

June 14, 2012

WCDMA Band V-Left Head Tilted High CH4233

DUT: GSM Mobile Phone; Type: S728; Serial: N/A

Communication System: FDD WCDMA; Communication System Band: Band V; Frequency: 846.6 MHz; Communication System PAR: 0 dB;

Ambient: Temperature: 21 °C Relative humidity: 58% Liquid : Temperature: 20 °C

Medium parameters used: $f = 846.6$ MHz; $\sigma = 0.897$ mho/m; $\epsilon_r = 41.78$; $\rho = 1000$ kg/m³

Phantom section: Left Section

Measurement Standard: DASYS (IEEE/IEC/ANSI C63.19-2007)

DASY Configuration:

- Probe: EX3DV4 - SN3755; ConvF(8.99, 8.99, 8.99); Calibrated: 1/20/2012
- Sensor-Surface: 2.5mm (Mechanical Surface Detection)
- Electronics: DAE4 Sn1245; Calibrated: 1/11/2012
- Phantom: Twin SAM Phantom; Type: QD 000 P40 CD; Serial: 1609
- DASYS 52.8.0(692); SEMCAD X 14.6.4(4989)

Band V/Left Tilted High CH4233/Area Scan (51x81x1): Measurement grid: dx=15mm, dy=15mm

Maximum value of SAR (measured) = 0.251 mW/g

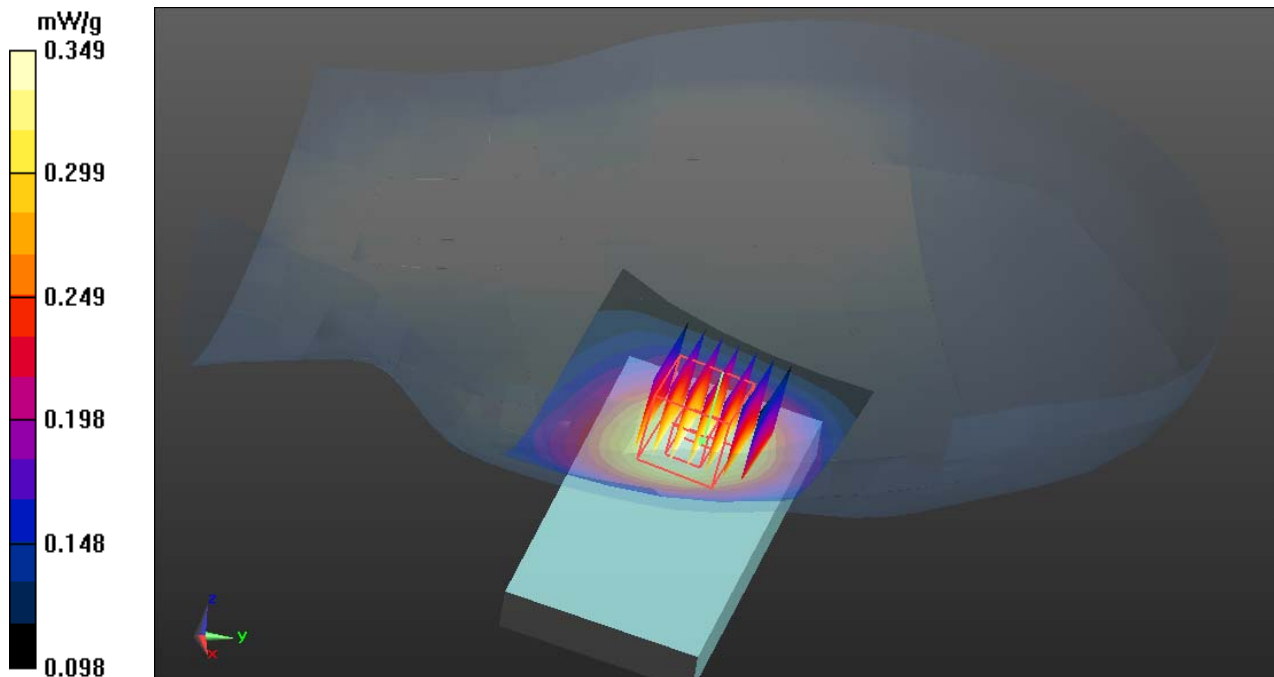
Band V/Left Tilted High CH4233/Zoom Scan (7x7x7)/Cube 0: Measurement grid: dx=5mm, dy=5mm, dz=5mm

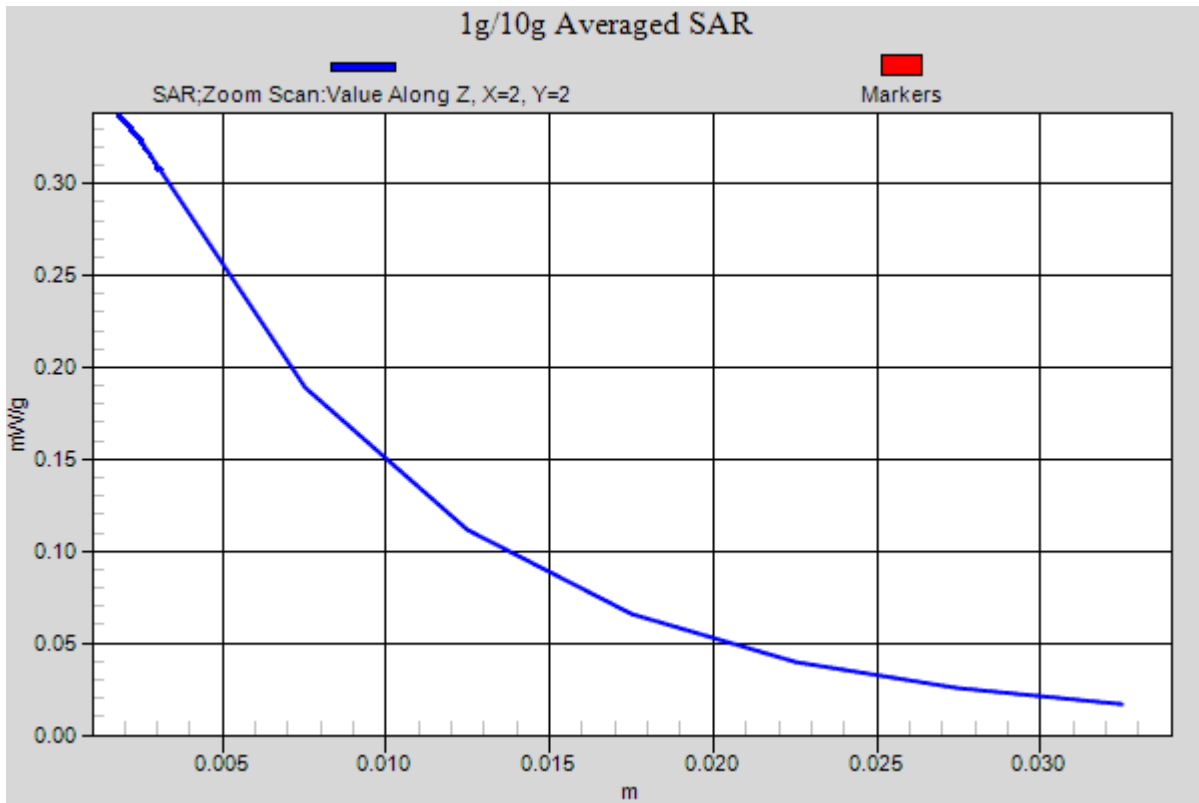
Reference Value = 4.458 V/m; Power Drift = 0.15 dB

Peak SAR (extrapolated) = 0.452 mW/g

SAR(1 g) = 0.247 mW/g; SAR(10 g) = 0.124 mW/g

Maximum value of SAR (measured) = 0.349 mW/g







Test Laboratory: Compliance Certification Services Inc.

June 15, 2012

WCDMA Band II-Body Worn Up Middle CH9400

DUT: GSM Mobile Phone; Type: S728; Serial: N/A

Communication System: FDD WCDMA; Communication System Band: Band II; Frequency: 1880 MHz; Communication System PAR: 0 dB

Ambient: Temperature: 21 °C Relative humidity: 58% Liquid : Temperature: 20 °C

Medium parameters used (interpolated): $f = 1880$ MHz; $\sigma = 1.527$ mho/m; $\epsilon_r = 52.807$; $\rho = 1000$ kg/m³

Phantom section: Flat Section

Measurement Standard: DASYS (IEEE/IEC/ANSI C63.19-2007)

DASY Configuration:

- Probe: EX3DV4 - SN3755; ConvF(7.23, 7.23, 7.23); Calibrated: 1/20/2012
- Sensor-Surface: 2.5mm (Mechanical Surface Detection)
- Electronics: DAE4 Sn1245; Calibrated: 1/11/2012
- Phantom: Twin SAM Phantom; Type: QD 000 P40 CD; Serial: 1609
- DASYS 52.8.0(692); SEMCAD X 14.6.4(4989)

WCDMA/Body Up Middle CH9400/Area Scan (51x81x1): Measurement grid: dx=15mm, dy=15mm

Maximum value of SAR (measured) = 0.723 mW/g

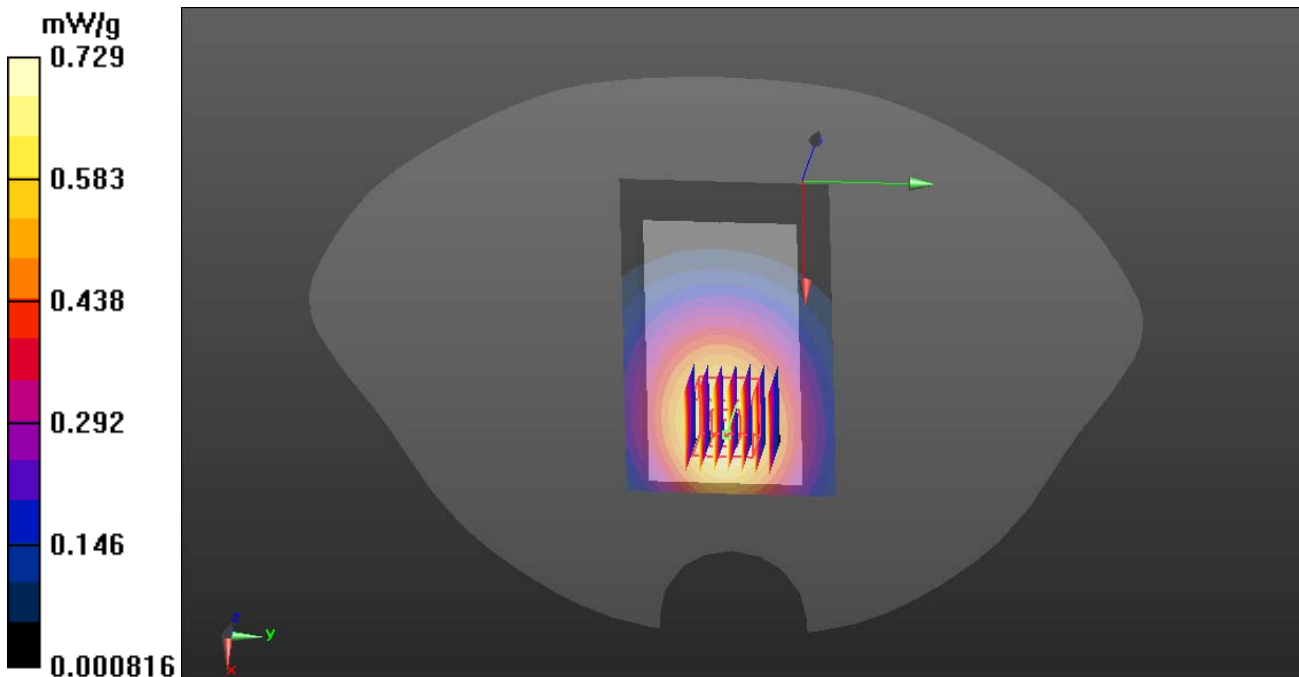
WCDMA/Body Up Middle CH9400/Zoom Scan (7x7x7)/Cube 0: Measurement grid: dx=5mm, dy=5mm, dz=5mm

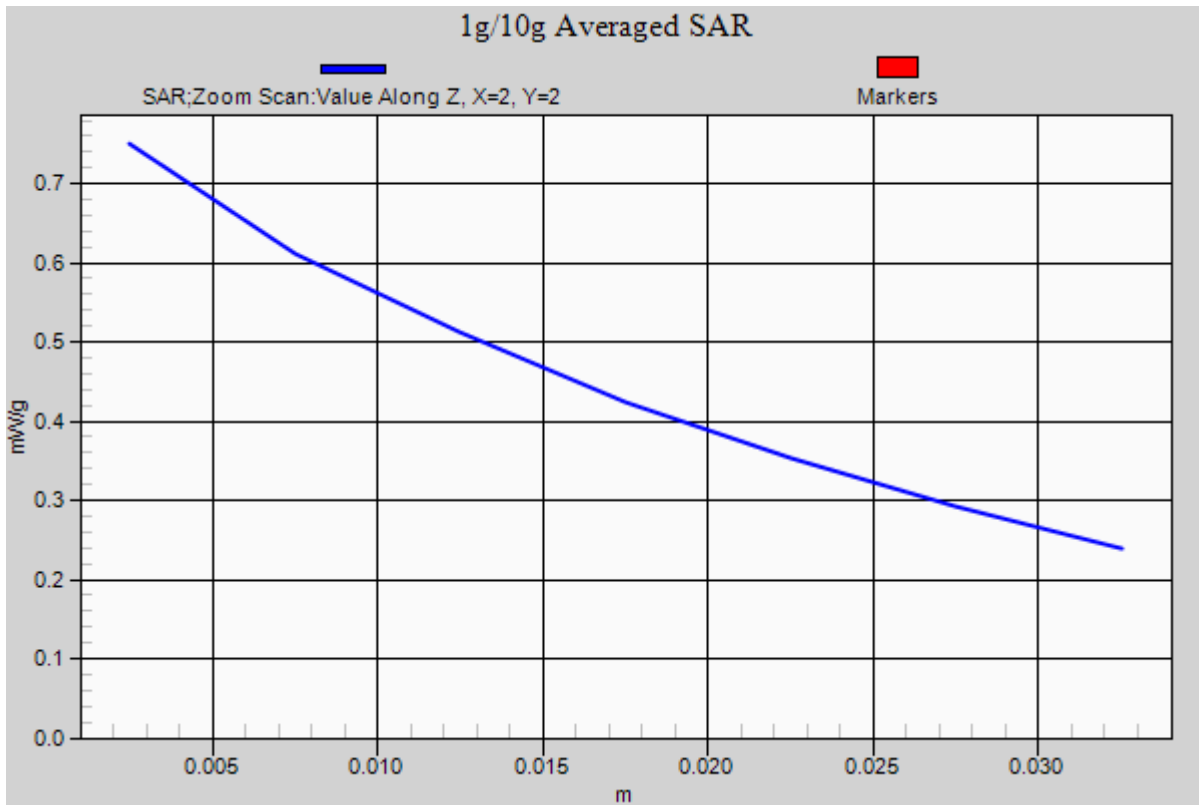
Reference Value = 21.767 V/m; Power Drift = 0.04 dB

Peak SAR (extrapolated) = 1.086 mW/g

SAR(1 g) = 0.505 mW/g; SAR(10 g) = 0.496 mW/g

Maximum value of SAR (measured) = 0.729 mW/g







Test Laboratory: Compliance Certification Services Inc.

June 15, 2012

WCDMA Band II- Body Worn Down Middle CH9400

DUT: GSM Mobile Phone; Type: S728; Serial: N/A

Communication System: FDD WCDMA; Communication System Band: Band II; Frequency: 1880 MHz; Communication System PAR: 0 dB

Ambient: Temperature: 21 °C Relative humidity: 58% Liquid : Temperature: 20 °C

Medium parameters used: $f = 1880$ MHz; $\sigma = 1.522$ mho/m; $\epsilon_r = 53.3$; $\rho = 1000$ kg/m³

Phantom section: Flat Section

Measurement Standard: DASYS (IEEE/IEC/ANSI C63.19-2007)

DASY Configuration:

- Probe: EX3DV4 - SN3755; ConvF(7.23, 7.23, 7.23); Calibrated: 1/20/2012
- Sensor-Surface: 2.5mm (Mechanical Surface Detection)
- Electronics: DAE4 Sn1245; Calibrated: 1/11/2012
- Phantom: Twin SAM Phantom; Type: QD 000 P40 CD; Serial: 1609
- DASYS 52.8.0(692); SEMCAD X 14.6.4(4989)

WCDMA/Body Down Middle CH9400/Area Scan (51x81x1): Measurement grid: dx=15mm, dy=15mm

Maximum value of SAR (measured) = 0.880 mW/g

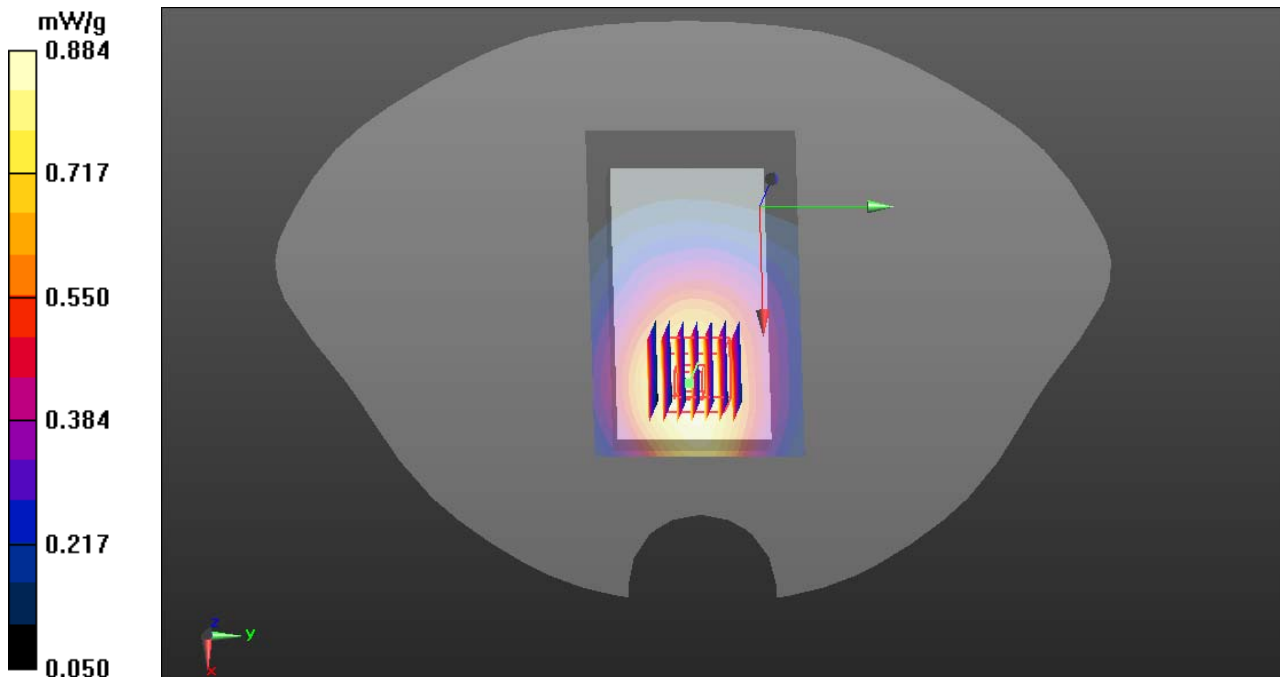
WCDMA/Body Down Middle CH9400/Zoom Scan (7x7x7)/Cube 0: Measurement grid: dx=5mm, dy=5mm, dz=5mm

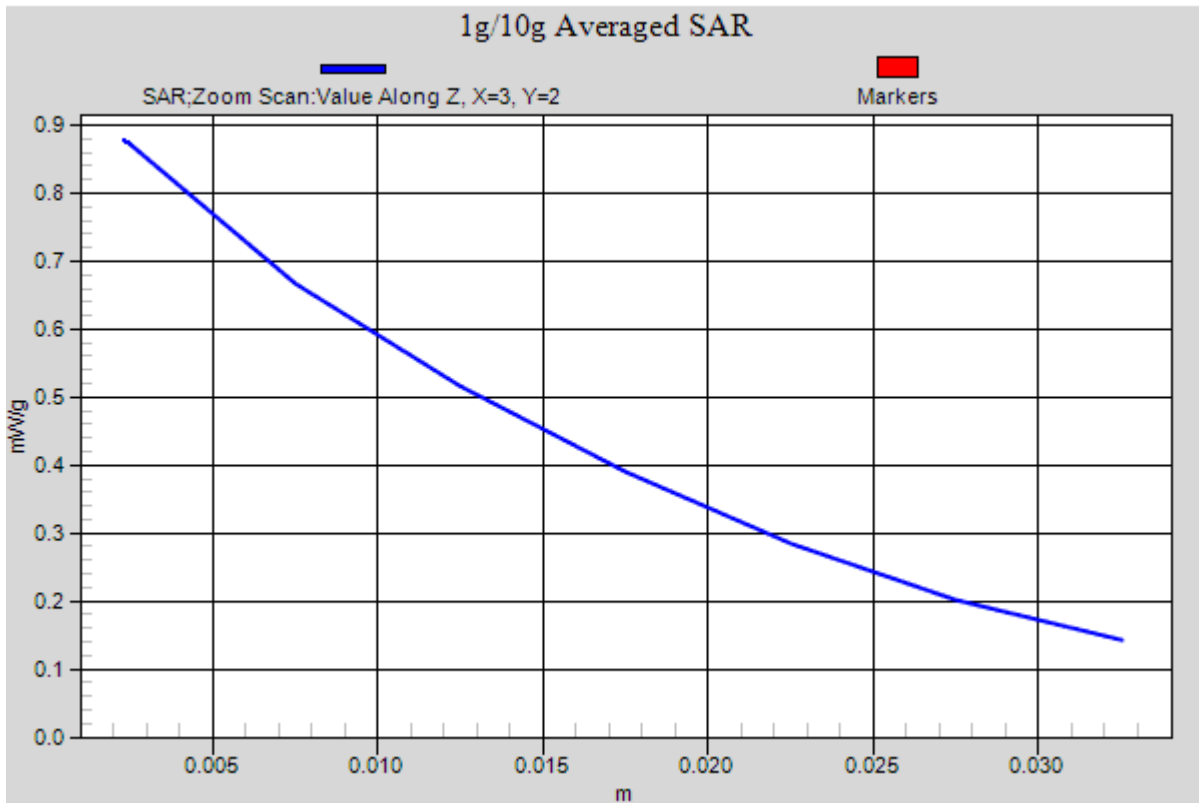
Reference Value = 24.489 V/m; Power Drift = 0.03 dB

Peak SAR (extrapolated) = 1.152 mW/g

SAR(1 g) = 0.604 mW/g; SAR(10 g) = 0.469 mW/g

Maximum value of SAR (measured) = 0.884 mW/g







Test Laboratory: Compliance Certification Services Inc.

June 14, 2012

WCDMA Band V- Body Worn Up High CH4233

DUT: GSM Mobile Phone; Type: S728; Serial: N/A

Communication System: FDD WCDMA; Communication System Band: Band V; Frequency: 846.6 MHz; Communication System PAR: 0 dB;

Ambient: Temperature: 21 °C Relative humidity: 58% Liquid : Temperature: 20 °C
Medium parameters used: $f = 846.6$ MHz; $\sigma = 0.897$ mho/m; $\epsilon_r = 41.78$; $\rho = 1000$ kg/m³

Phantom section: Flat Section

Measurement Standard: DASYS (IEEE/IEC/ANSI C63.19-2007)

DASY Configuration:

- Probe: EX3DV4 - SN3755; ConvF(9.07, 9.07, 9.07); Calibrated: 1/20/2012
- Sensor-Surface: 3mm (Mechanical Surface Detection)
- Electronics: DAE4 Sn1245; Calibrated: 1/11/2012
- Phantom: Twin SAM Phantom; Type: QD 000 P40 CD; Serial: 1609
- DASYS 52.8.0(692); SEMCAD X 14.6.4(4989)

Band V/Body Up High CH4233/Area Scan (51x81x1): Measurement grid: dx=15mm, dy=15mm

Maximum value of SAR (measured) = 0.378 mW/g

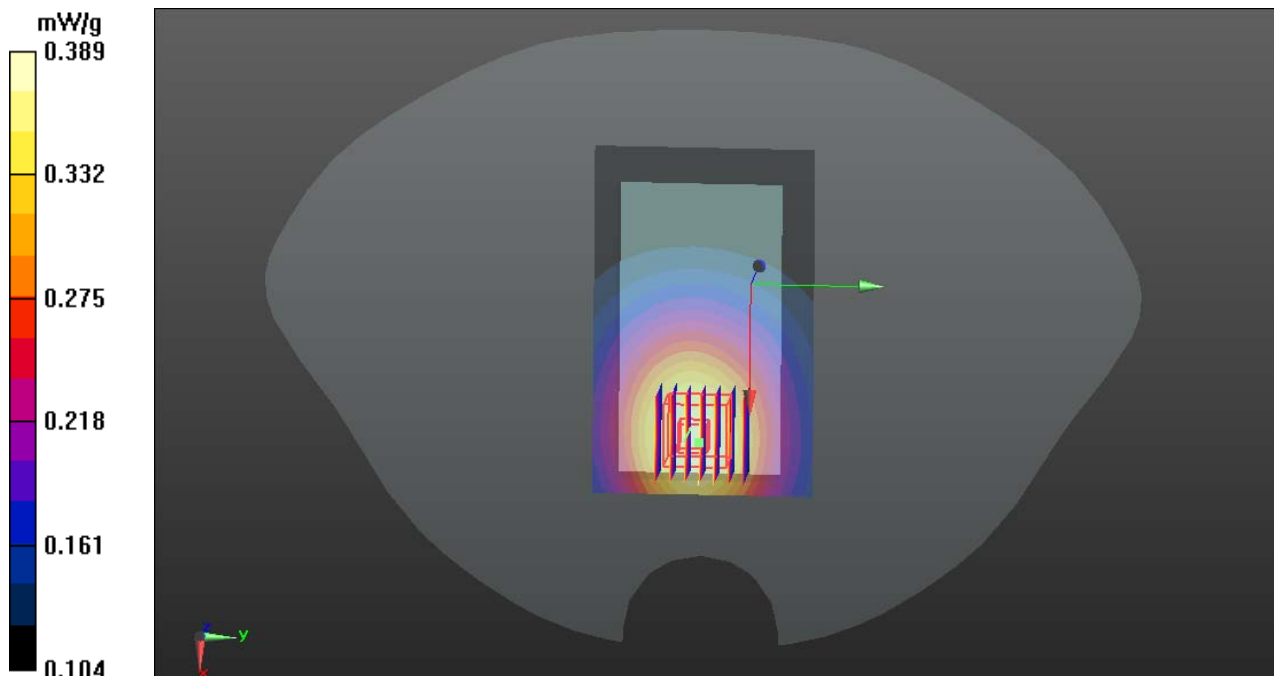
Band V/Body Up High CH4233/Zoom Scan (7x7x7)/Cube 0: Measurement grid: dx=5mm, dy=5mm, dz=5mm

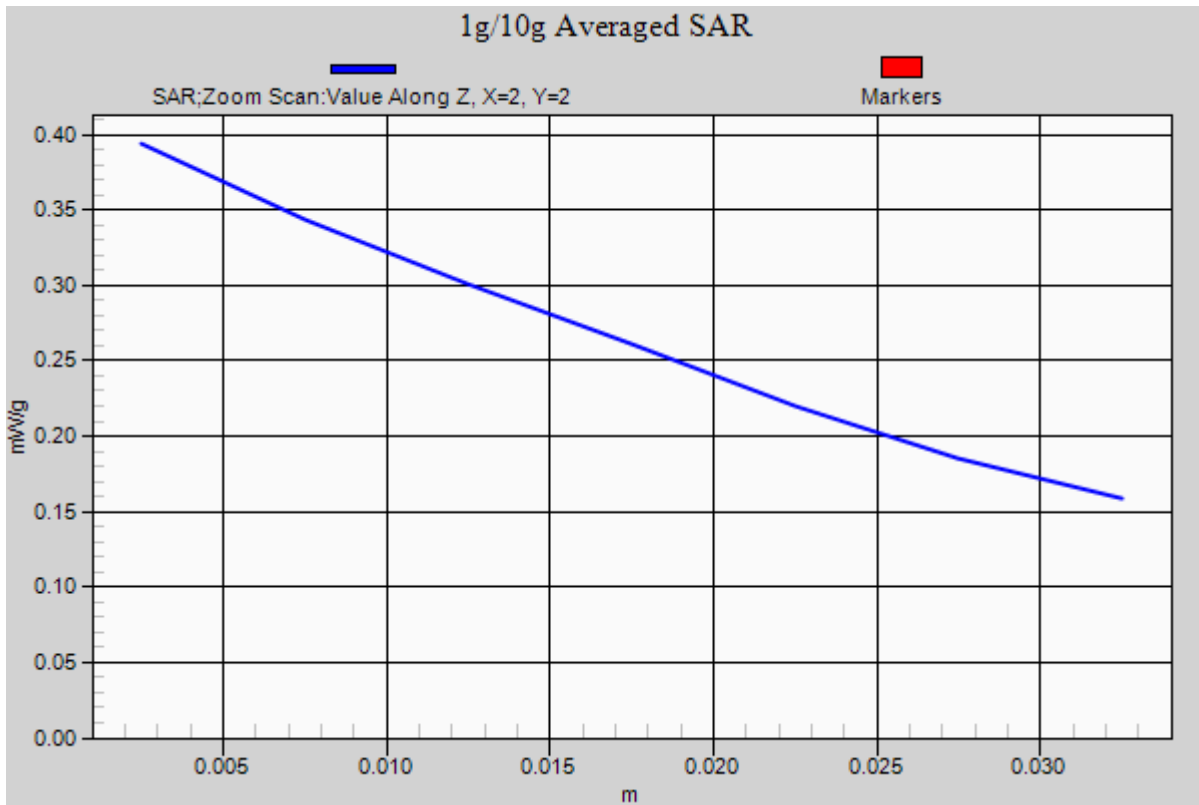
Reference Value = 7.621 V/m; Power Drift = -0.04 dB

Peak SAR (extrapolated) = 0.415 mW/g

SAR(1 g) = 0.253 mW/g; SAR(10 g) = 0.138 mW/g

Maximum value of SAR (measured) = 0.389 mW/g







Test Laboratory: Compliance Certification Services Inc.

June 14, 2012

WCDMA Band V- Body Worn Down High CH4233

DUT: GSM Mobile Phone; Type: S728; Serial: N/A

Communication System: FDD WCDMA; Communication System Band: Band V; Frequency: 846.6 MHz; Communication System PAR: 0 dB

Ambient: Temperature: 21 °C Relative humidity: 58% Liquid : Temperature: 20 °C
Medium parameters used: $f = 846.6$ MHz; $\sigma = 0.897$ mho/m; $\epsilon_r = 41.78$; $\rho = 1000$ kg/m³

Phantom section: Flat Section

Measurement Standard: DASYS (IEEE/IEC/ANSI C63.19-2007)

DASY Configuration:

- Probe: EX3DV4 - SN3755; ConvF(9.07, 9.07, 9.07); Calibrated: 1/20/2012
- Sensor-Surface: 2.5mm (Mechanical Surface Detection)
- Electronics: DAE4 Sn1245; Calibrated: 1/11/2012
- Phantom: Twin SAM Phantom; Type: QD 000 P40 CD; Serial: 1609
- DASYS 52.8.0(692); SEMCAD X 14.6.4(4989)

Band V/Body Down High CH4233/Area Scan (51x81x1): Measurement grid: dx=15mm, dy=15mm

Maximum value of SAR (measured) = 0.431 mW/g


Band V/Body Down High CH4233/Zoom Scan (7x7x7)/Cube 0: Measurement grid: dx=5mm, dy=5mm, dz=5mm

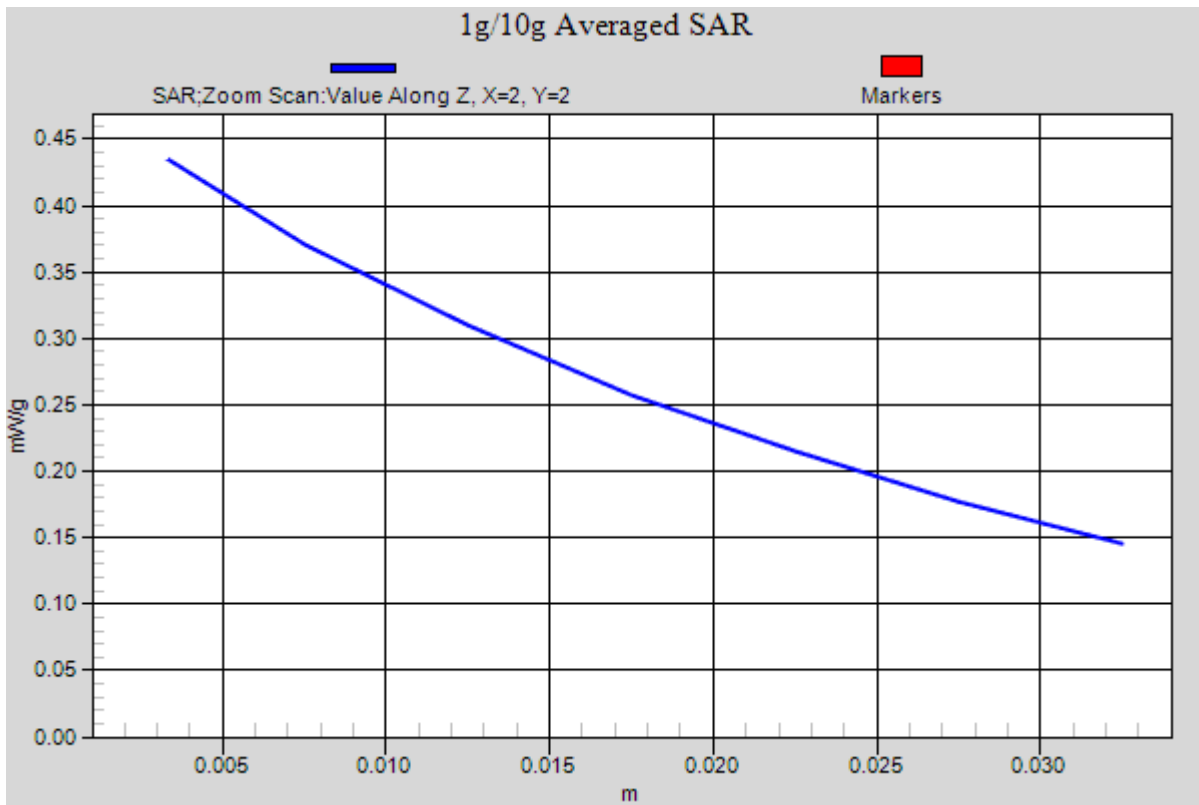
Reference Value = 7.524 V/m; Power Drift = 0.09 dB

Peak SAR (extrapolated) = 0.789 mW/g

SAR(1 g) = 0.359 mW/g; SAR(10 g) = 0.217 mW/g

Maximum value of SAR (measured) = 0.439mW/g







Test Laboratory: Compliance Certification Services Inc.

June 16, 2012

IEEE 802.11b-Right Head Cheek Middle CH6

DUT: GSM Mobile Phone; Type: S728; Serial: N/A

Communication System: IEEE 802.11b; Communication System Band: ISM 2.4GHz Band; Frequency: 2437 MHz; Communication System PAR: 0 dB

Ambient: Temperature: 21 °C Relative humidity: 58% Liquid : Temperature: 20 °C

Medium parameters used (interpolated): $f = 2437$ MHz; $\sigma = 1.818$ mho/m; $\epsilon_r = 37.997$; $\rho = 1000$ kg/m³

Phantom section: Right Section

Measurement Standard: DASYS (IEEE/IEC/ANSI C63.19-2007)

DASY5 Configuration:

- Probe: EX3DV4 - SN3755; ConvF(7.07, 7.07, 7.07); Calibrated: 1/20/2012
- Sensor-Surface: 2.5mm (Mechanical Surface Detection)
- Electronics: DAE4 Sn1245; Calibrated: 1/11/2012
- Phantom: Twin SAM Phantom; Type: QD 000 P40 CD; Serial: 1609
- Measurement SW: DASYS2, Version 52.6 (1); SEMCAD X Version 14.4.2 (2595)

IEEE 802.11b/Right Cheek Middle CH6/Area Scan (51x81x1): Measurement grid: dx=15mm, dy=15mm

Maximum value of SAR (measured) = 0.247 mW/g

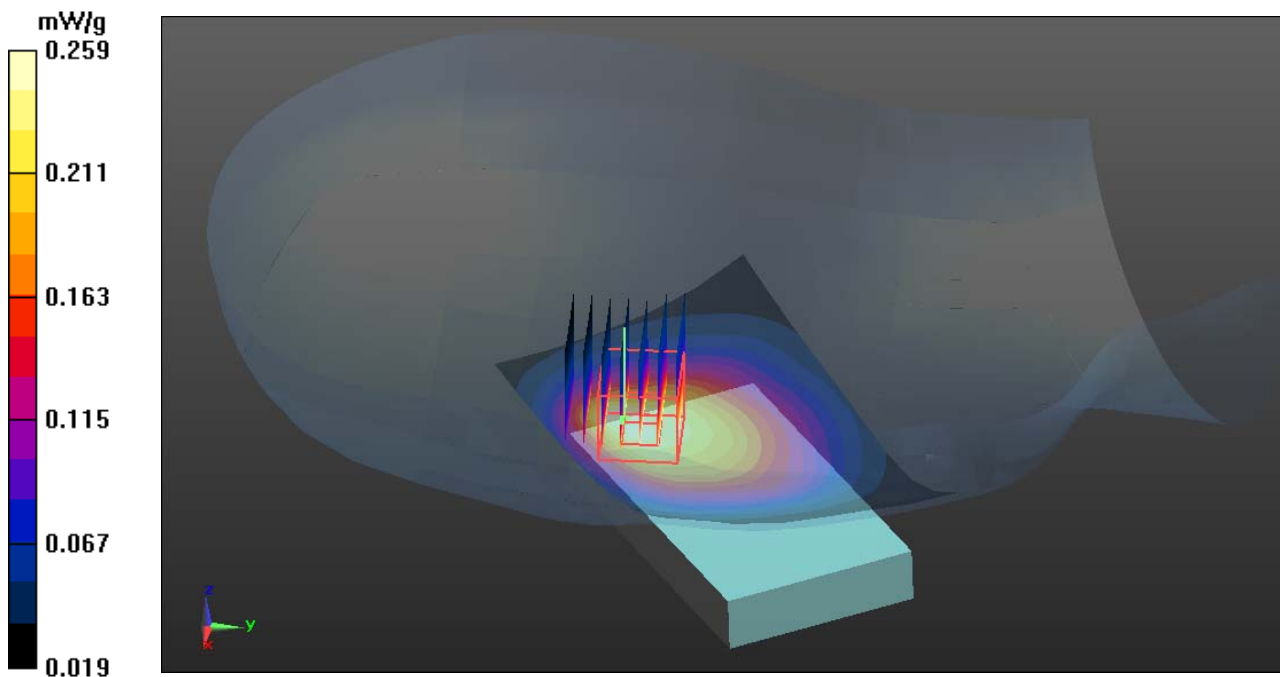
IEEE 802.11b/Right Cheek Middle CH6/Zoom Scan (7x7x7)/Cube 0: Measurement grid: dx=5mm, dy=5mm, dz=5mm

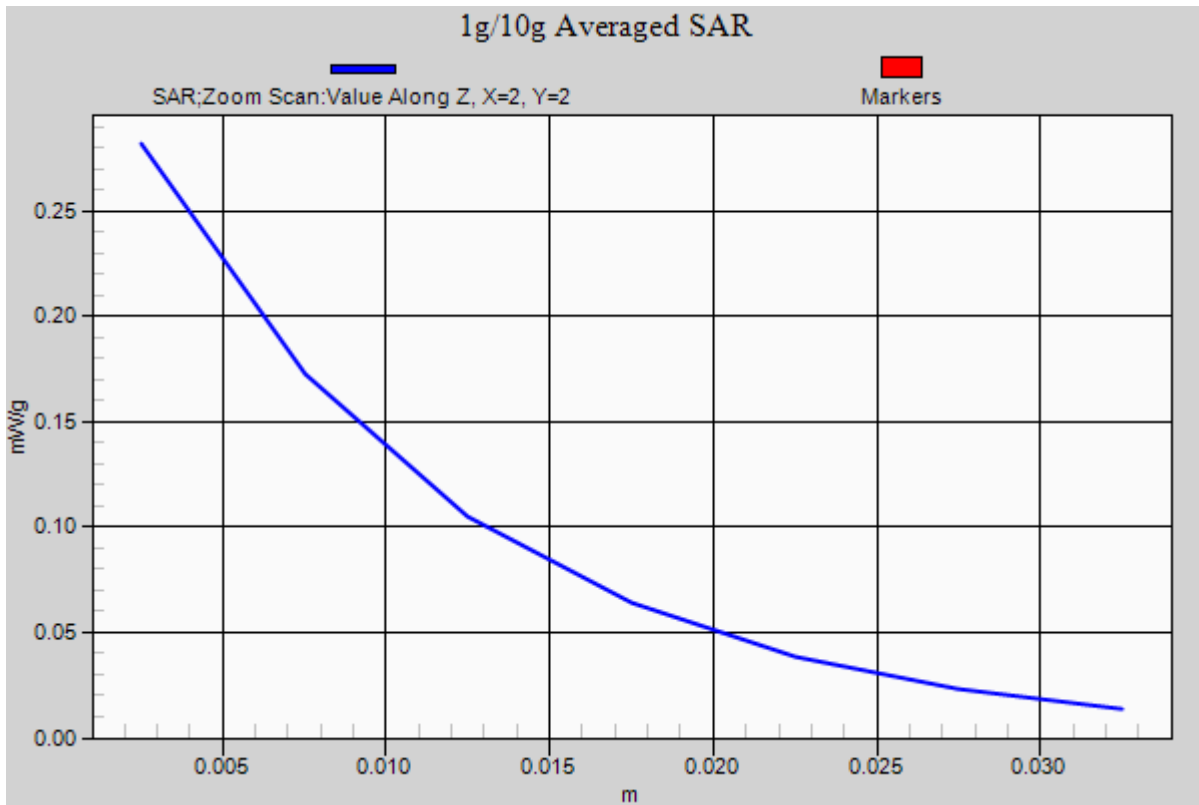
Reference Value = 12.730 V/m; Power Drift = 0.02 dB

Peak SAR (extrapolated) = 0.562 W/kg

SAR(1 g) = 0.239 mW/g; SAR(10 g) = 0.126 mW/g

Maximum value of SAR (measured) = 0.259 mW/g







Test Laboratory: Compliance Certification Services Inc.

June 16, 2012

IEEE 802.11b-Right Head Tilted Middle CH6

DUT: GSM Mobile Phone; Type: S728; Serial: N/A

Communication System: IEEE 802.11b; Communication System Band: ISM 2.4GHz Band; Frequency: 2437 MHz; Communication System PAR: 0 dB

Ambient: Temperature: 21 °C Relative humidity: 58% Liquid : Temperature: 20 °C

Medium parameters used (interpolated): $f = 2437$ MHz; $\sigma = 1.817$ mho/m; $\epsilon_r = 38.149$; $\rho = 1000$ kg/m³

Phantom section: Right Section

Measurement Standard: DASYS (IEEE/IEC/ANSI C63.19-2007)

DASY5 Configuration:

- Probe: EX3DV4 - SN3755; ConvF(7.07, 7.07, 7.07); Calibrated: 1/20/2012
- Sensor-Surface: 2.5mm (Mechanical Surface Detection)
- Electronics: DAE4 Sn1245; Calibrated: 1/11/2012
- Phantom: Twin SAM Phantom; Type: QD 000 P40 CD; Serial: 1609
- Measurement SW: DASYS2, Version 52.6 (1); SEMCAD X Version 14.4.2 (2595)

IEEE 802.11b/Right Tilted Middle CH6/Area Scan (51x81x1): Measurement grid: dx=15mm, dy=15mm

Maximum value of SAR (measured) = 0.462 mW/g

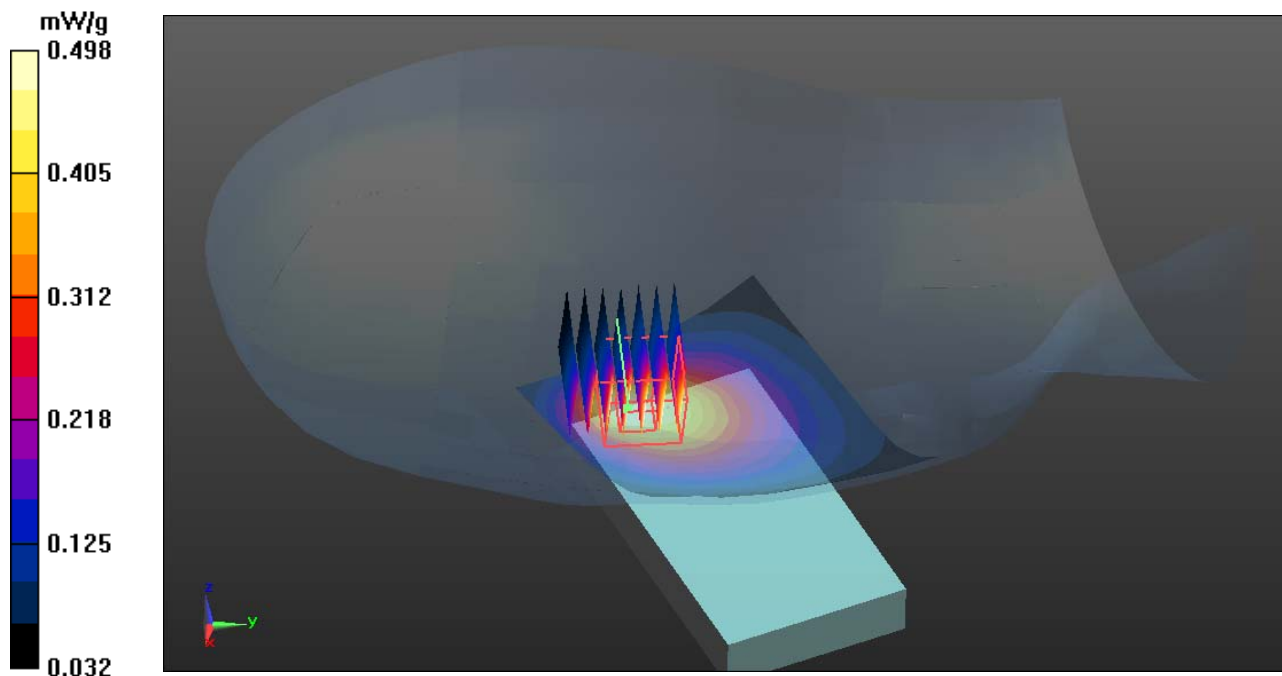
IEEE 802.11b/Right Tilted Middle CH6/Zoom Scan (7x7x7)/Cube 0: Measurement grid: dx=5mm, dy=5mm, dz=5mm

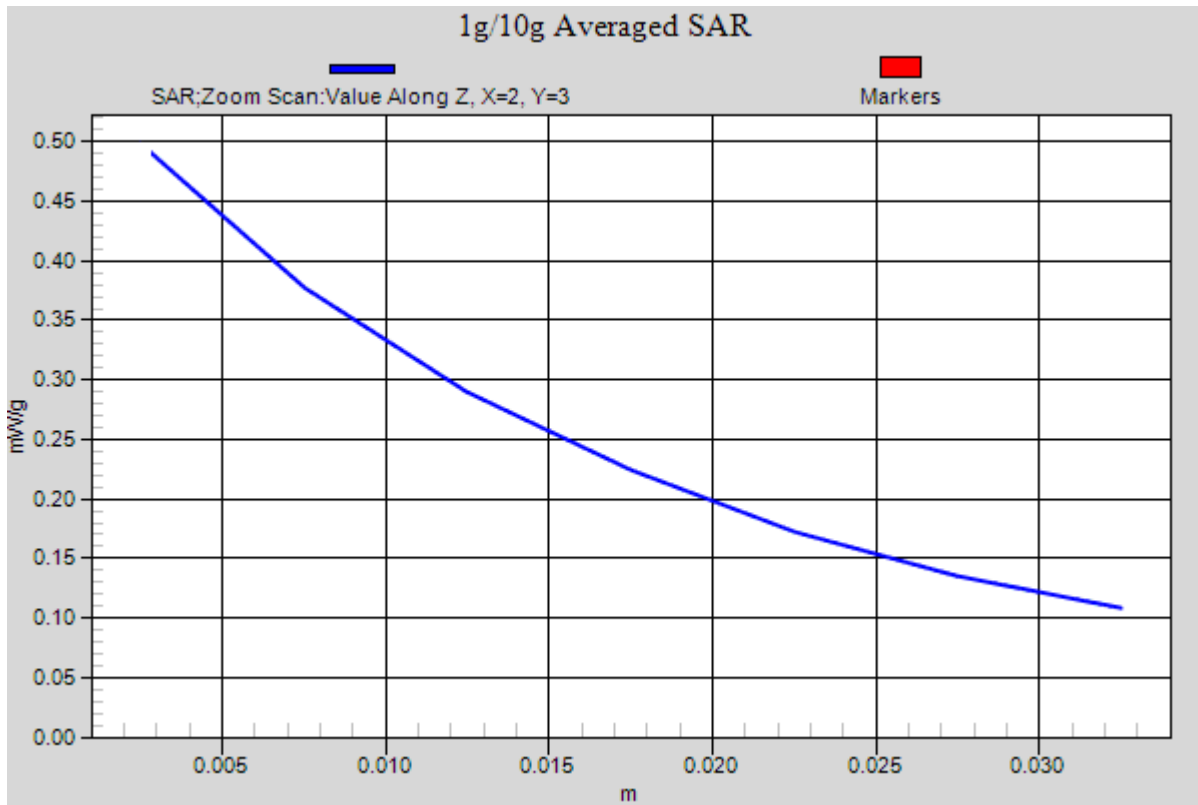
Reference Value = 11.717 V/m; Power Drift = 0.01 dB

Peak SAR (extrapolated) = 0.755 W/kg

SAR(1 g) = 0.209 mW/g; SAR(10 g) = 0.126 mW/g

Maximum value of SAR (measured) = 0.498 mW/g







Test Laboratory: Compliance Certification Services Inc.

June 16, 2012

IEEE 802.11b-Left Head Cheek Middle CH6

DUT: GSM Mobile Phone; Type: S728; Serial: N/A

Communication System: IEEE 802.11b; Communication System Band: ISM 2.4GHz Band; Frequency: 2437 MHz; Communication System PAR: 0 dB

Ambient: Temperature: 21 °C Relative humidity: 58% Liquid : Temperature: 20 °C

Medium parameters used (interpolated): $f = 2437$ MHz; $\sigma = 1.823$ mho/m; $\epsilon_r = 38.149$; $\rho = 1000$ kg/m³

Phantom section: Left Section

Measurement Standard: DASYS (IEEE/IEC/ANSI C63.19-2007)

DASY5 Configuration:

- Probe: EX3DV4 - SN3755; ConvF(7.07, 7.07, 7.07); Calibrated: 1/20/2012
- Sensor-Surface: 2.5mm (Mechanical Surface Detection)
- Electronics: DAE4 Sn1245; Calibrated: 1/11/2012
- Phantom: Twin SAM Phantom; Type: QD 000 P40 CD; Serial: 1609
- Measurement SW: DASYS2, Version 52.6 (1); SEMCAD X Version 14.4.2 (2595)

IEEE 802.11b /Left Cheek Middle CH6/Area Scan (51x81x1): Measurement grid: dx=15mm, dy=15mm

Maximum value of SAR (measured) = 0.307 mW/g

IEEE 802.11b /Left Cheek Middle CH6/Zoom Scan (7x7x7)/Cube 0: Measurement grid: dx=5mm, dy=5mm, dz=5mm

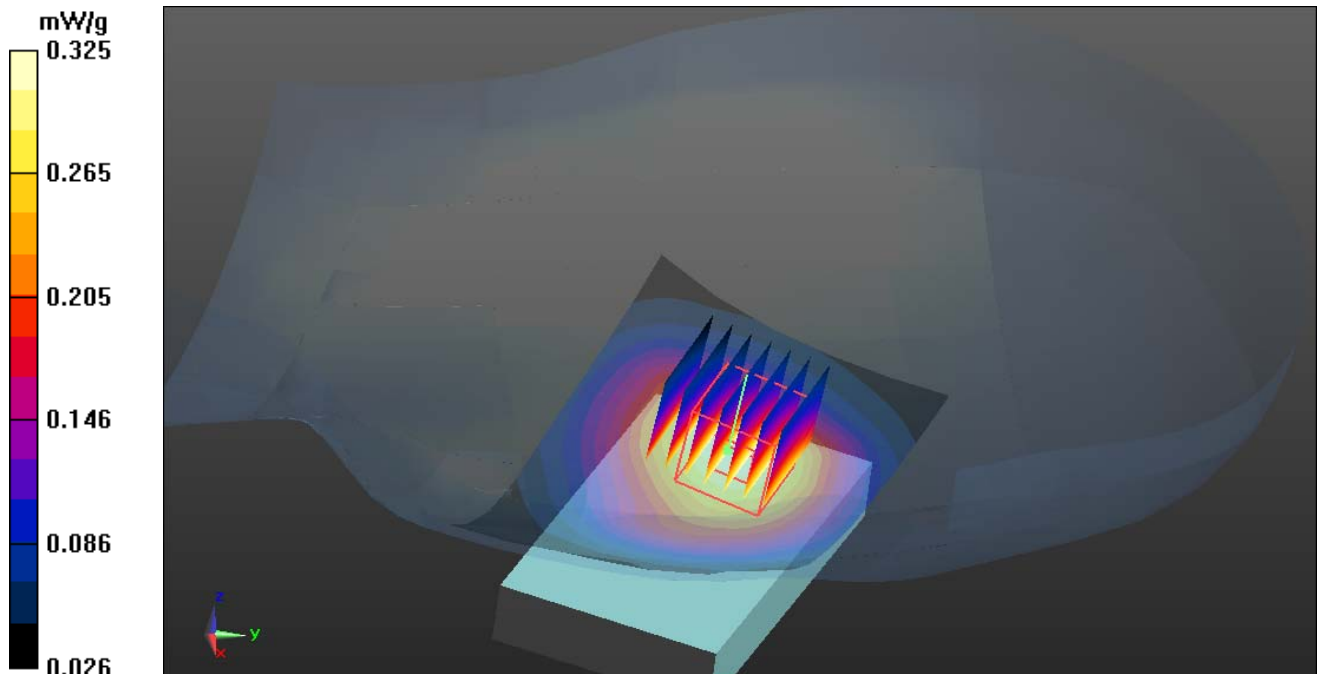
Reference Value = 11.497 V/m; Power Drift = -0.12 dB

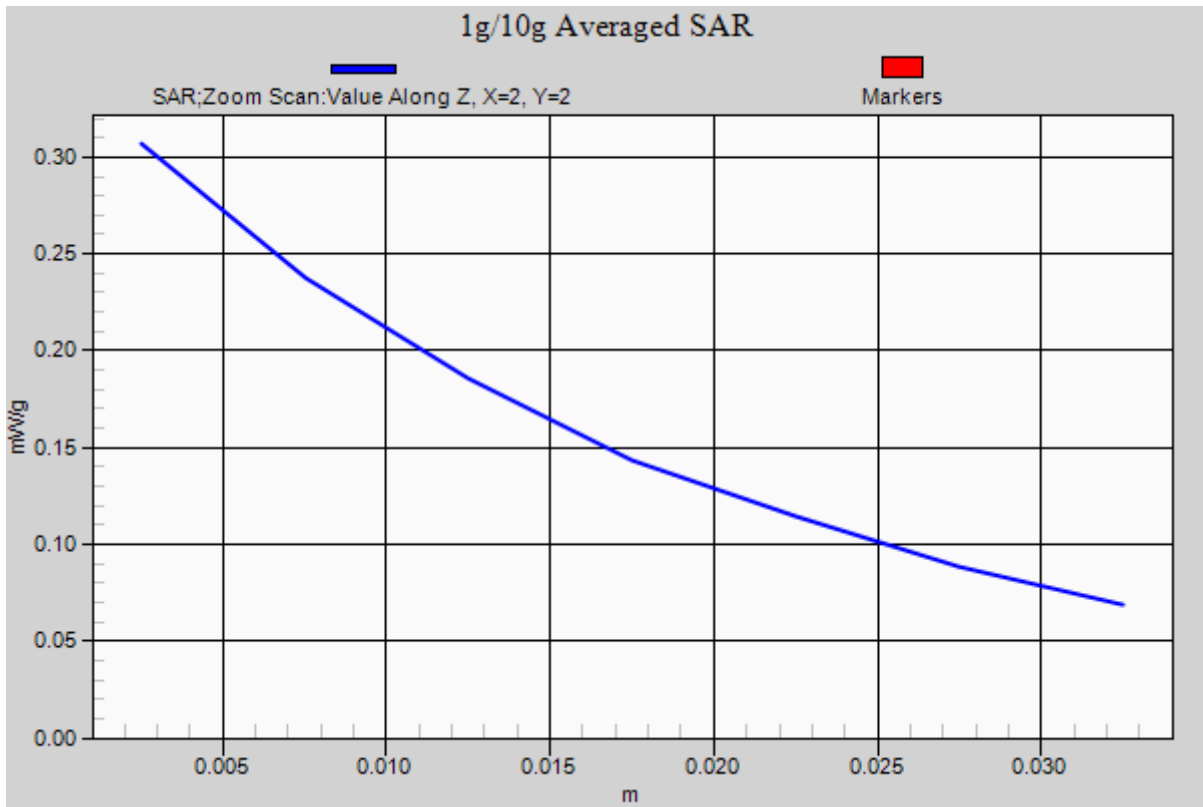
Peak SAR (extrapolated) = 0.736 W/kg

Peak SAR (extrapolated) = 0.736 W/kg

SAR(1 g) = 0.237 mW/g; SAR(10 g) = 0.158 mW/g

Maximum value of SAR (measured) = 0.325 mW/g







Test Laboratory: Compliance Certification Services Inc.

June 16, 2012

IEEE 802.11b-Left Head Tilted Middle CH6

DUT: GSM Mobile Phone; Type: S728; Serial: N/A

Communication System: IEEE 802.11b; Communication System Band: ISM 2.4GHz Band; Frequency: 2437 MHz; Communication System PAR: 0 dB

Ambient: Temperature: 21 °C Relative humidity: 58% Liquid : Temperature: 20 °C

Medium parameters used (interpolated): $f = 2437$ MHz; $\sigma = 1.823$ mho/m; $\epsilon_r = 38.149$; $\rho = 1000$ kg/m³

Phantom section: Left Section

Measurement Standard: DASYS (IEEE/IEC/ANSI C63.19-2007)

DASY5 Configuration:

- Probe: EX3DV4 - SN3755; ConvF(7.07, 7.07, 7.07); Calibrated: 1/20/2012
- Sensor-Surface: 2.5mm (Mechanical Surface Detection)
- Electronics: DAE4 Sn1245; Calibrated: 1/11/2012
- Phantom: Twin SAM Phantom; Type: QD 000 P40 CD; Serial: 1609
- Measurement SW: DASYS2, Version 52.6 (1); SEMCAD X Version 14.4.2 (2595)

IEEE 802.11b /Left Tilted Middle CH6/Area Scan (51x81x1): Measurement grid: dx=15mm, dy=15mm

Maximum value of SAR (measured) = 0.312 mW/g


IEEE 802.11b /Left Tilted Middle CH6/Zoom Scan (7x7x7)/Cube 0: Measurement grid: dx=5mm, dy=5mm, dz=5mm

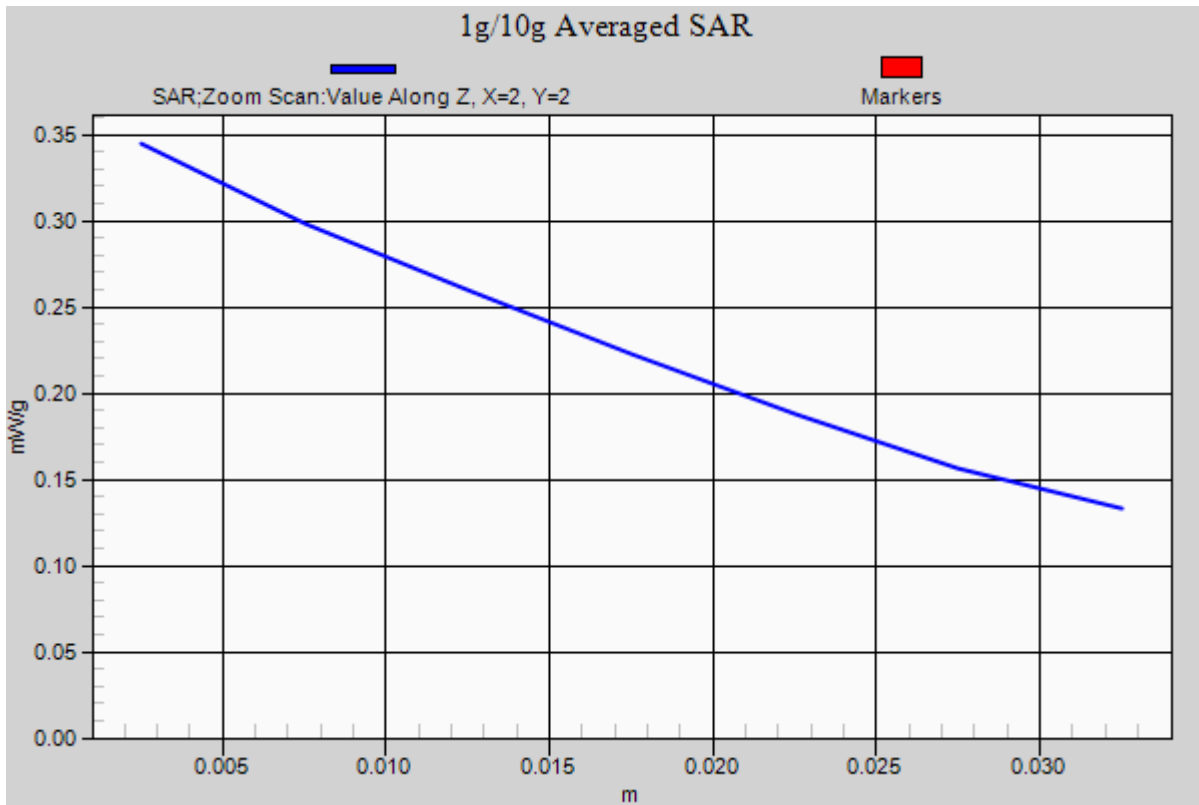
Reference Value = 13.032 V/m; Power Drift = 0.06 dB

Peak SAR (extrapolated) = 0.460 W/kg

SAR(1 g) = 0.223 mW/g; SAR(10 g) = 0.147 mW/g

Maximum value of SAR (measured) = 0.338 mW/g







Test Laboratory: Compliance Certification Services Inc.

June 16, 2012

IEEE 802.11b- Body Worn Up Middle CH6

DUT: GSM Mobile Phone; Type: S728; Serial: N/A

Communication System: IEEE 802.11b; Communication System Band: ISM 2.4GHz Band; Frequency: 2437 MHz; Communication System PAR: 0 dB

Ambient: Temperature: 21 °C Relative humidity: 58% Liquid : Temperature: 20 °C

Medium parameters used (interpolated): $f = 2437$ MHz; $\sigma = 1.948$ mho/m; $\epsilon_r = 52.68$; $\rho = 1000$ kg/m³

Phantom section: Flat Section

Measurement Standard: DASYS (IEEE/IEC/ANSI C63.19-2007)

DASY5 Configuration:

- Probe: EX3DV4 - SN3755; ConvF(7.06, 7.06, 7.06); Calibrated: 1/20/2012
- Sensor-Surface: 2.5mm (Mechanical Surface Detection)
- Electronics: DAE4 Sn1245; Calibrated: 1/11/2012
- Phantom: Twin SAM Phantom; Type: QD 000 P40 CD; Serial: 1609
- Measurement SW: DASYS2, Version 52.6 (1); SEMCAD X Version 14.4.2 (2595)

IEEE 802.11b /802.11b Body Up Middle CH6/Area Scan (51x81x1): Measurement grid: dx=15mm, dy=15mm

Maximum value of SAR (measured) = 0.125 mW/g

IEEE 802.11b /802.11b Body Up Middle CH6/Zoom Scan (7x7x7)/Cube 0: Measurement grid:


dx=5mm, dy=5mm, dz=5mm

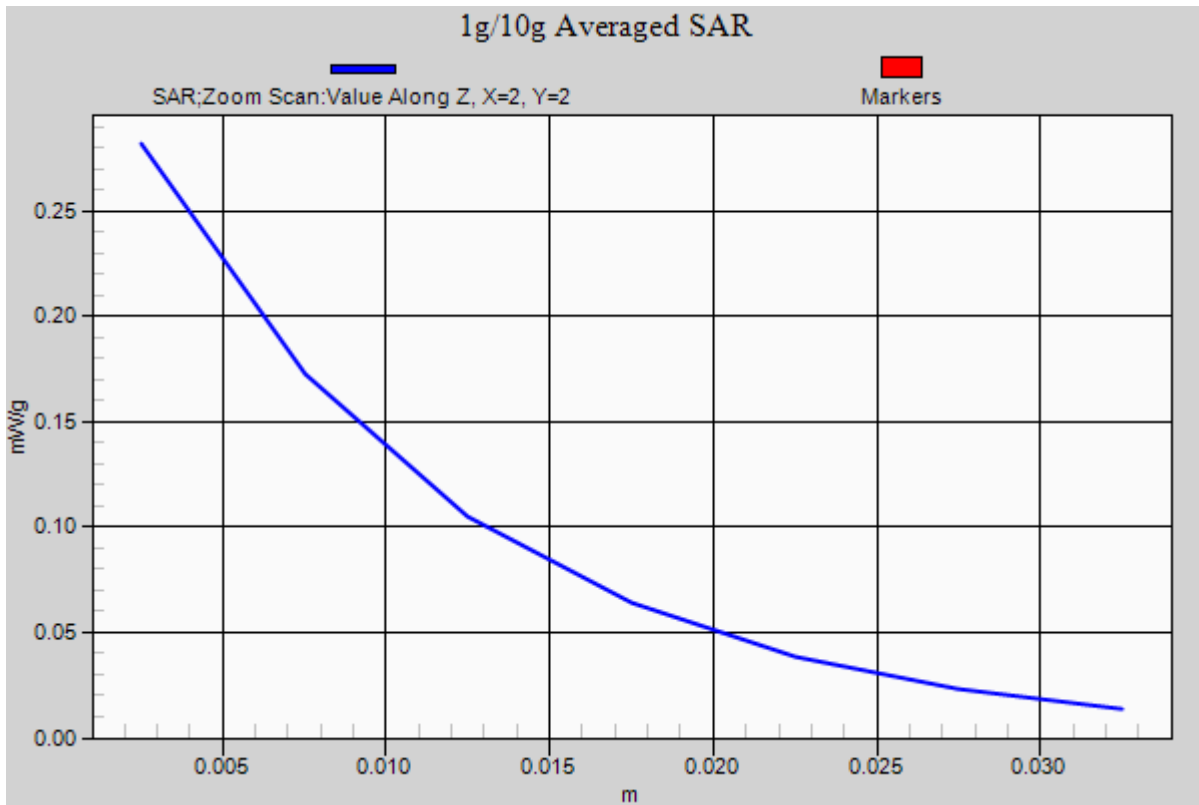
Reference Value = 9.785 V/m; Power Drift = 0.03 dB

Peak SAR (extrapolated) = 0.378 W/kg

SAR(1 g) = 0.204 mW/g; SAR(10 g) = 0.105 mW/g

Maximum value of SAR (measured) = 0.268 mW/g







Test Laboratory: Compliance Certification Services Inc.

June 16, 2012

IEEE 802.11b- Body Worn Down Middle CH6

DUT: GSM Mobile Phone; Type: S728; Serial: N/A

Communication System: IEEE 802.11b; Communication System Band: ISM 2.4GHz Band; Frequency: 2437 MHz; Communication System PAR: 0 dB

Ambient: Temperature: 21 °C Relative humidity: 58% Liquid : Temperature: 20 °C

Medium parameters used (interpolated): $f = 2437$ MHz; $\sigma = 1.948$ mho/m; $\epsilon_r = 52.68$; $\rho = 1000$ kg/m³

Phantom section: Flat Section

Measurement Standard: DASYS (IEEE/IEC/ANSI C63.19-2007)

DASY5 Configuration:

- Probe: EX3DV4 - SN3755; ConvF(7.06, 7.06, 7.06); Calibrated: 1/20/2012
- Sensor-Surface: 2.5mm (Mechanical Surface Detection)
- Electronics: DAE4 Sn1245; Calibrated: 1/11/2012
- Phantom: Twin SAM Phantom; Type: QD 000 P40 CD; Serial: 1609
- Measurement SW: DASYS2, Version 52.6 (1); SEMCAD X Version 14.4.2 (2595)

IEEE 802.11b /802.11b Body Down Middle CH6/Area Scan (51x81x1): Measurement grid: dx=15mm, dy=15mm

Maximum value of SAR (measured) = 0.544 mW/g

IEEE 802.11b /802.11b Body Down Middle CH6/Zoom Scan (7x7x7)/Cube 0: Measurement grid:

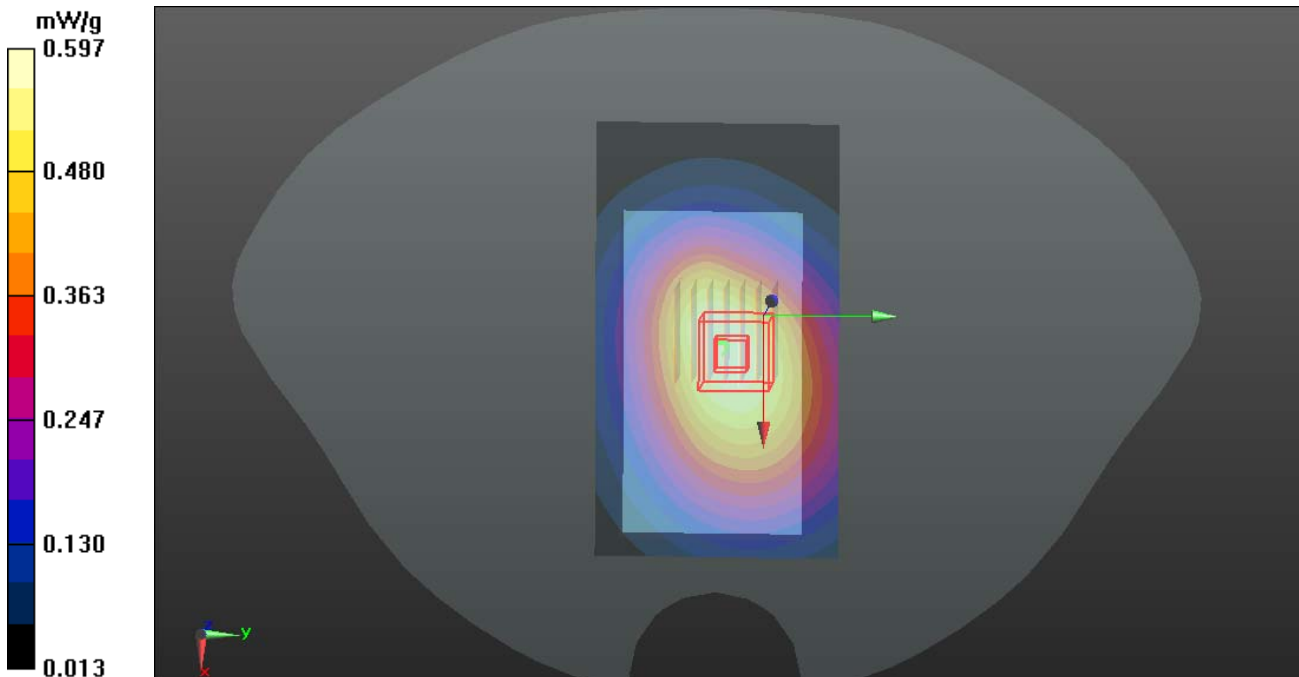
dx=5mm, dy=5mm, dz=5mm

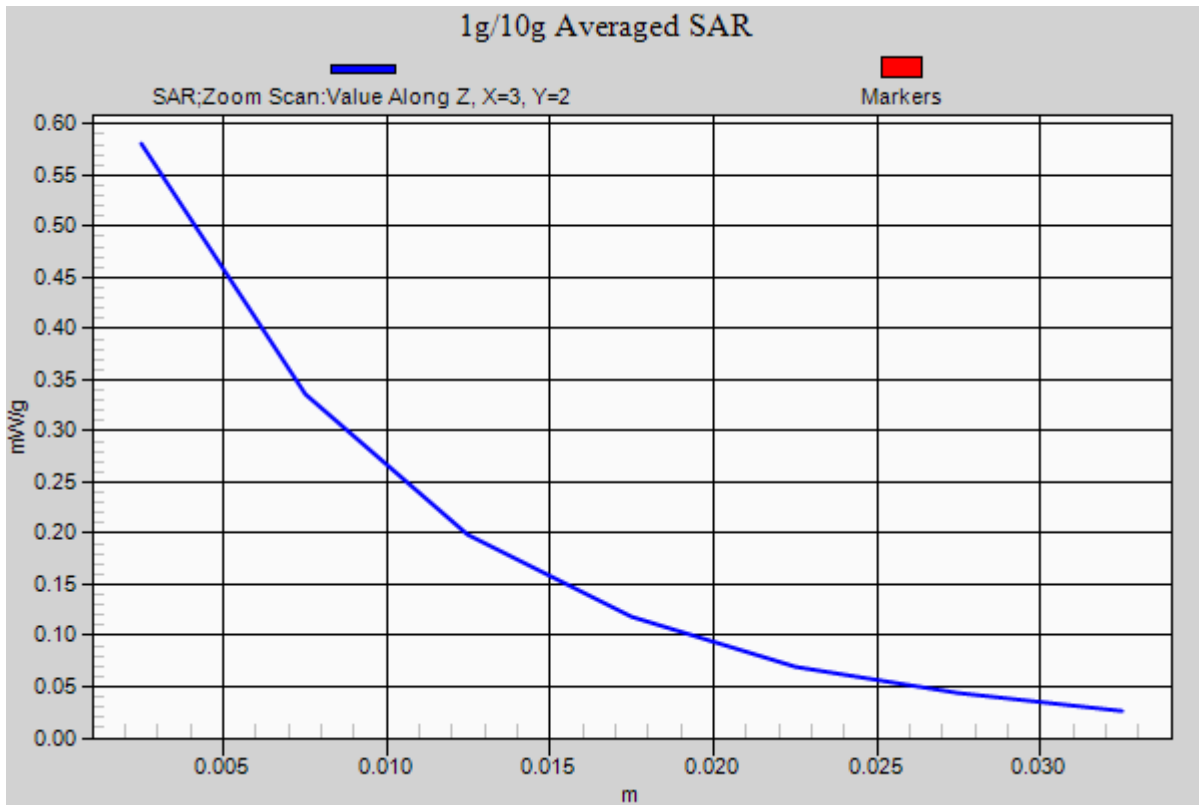
Reference Value = 12.250 V/m; Power Drift = 0.0013 dB

Peak SAR (extrapolated) = 0.688 W/kg

SAR(1 g) = 0.323 mW/g; SAR(10 g) = 0.225 mW/g

Maximum value of SAR (measured) = 0.597 mW/g







Test Laboratory: Compliance Certification Services Inc.

June 14, 2012

GSM 850-Body-Hotspot Up Middle CH190

DUT: GSM Mobile Phone; Type: S728; Serial: N/A

Communication System: Generic GSM; Communication System Band: GSM 850 (824.2 - 848.8 MHz);

Frequency: 824.2 MHz; Communication System PAR: 9.03 dB

Ambient: Temperature: 21 °C Relative humidity: 58% Liquid : Temperature: 20 °C

Medium parameters used (interpolated): $f = 836.6$ MHz; $\sigma = 0.969$ mho/m; $\epsilon_r = 55.572$; $\rho = 1000$ kg/m³

Phantom section: Flat Section

Measurement Standard: DASYS (IEEE/IEC/ANSI C63.19-2007)

DASY Configuration:

- Probe: EX3DV4 - SN3755; ConvF(9.07, 9.07, 9.07); Calibrated: 1/20/2012
- Sensor-Surface: 2.5mm (Mechanical Surface Detection)
- Electronics: DAE4 Sn1245; Calibrated: 1/11/2012
- Phantom: Twin SAM Phantom; Type: QD 000 P40 CD; Serial: 1609
- DASYS 52.8.0(692); SEMCAD X 14.6.4(4989)

GSM850/ Up Middle CH190/Area Scan (51x81x1): Measurement grid: dx=15mm, dy=15mm

Maximum value of SAR (measured) = 0.402 mW/g

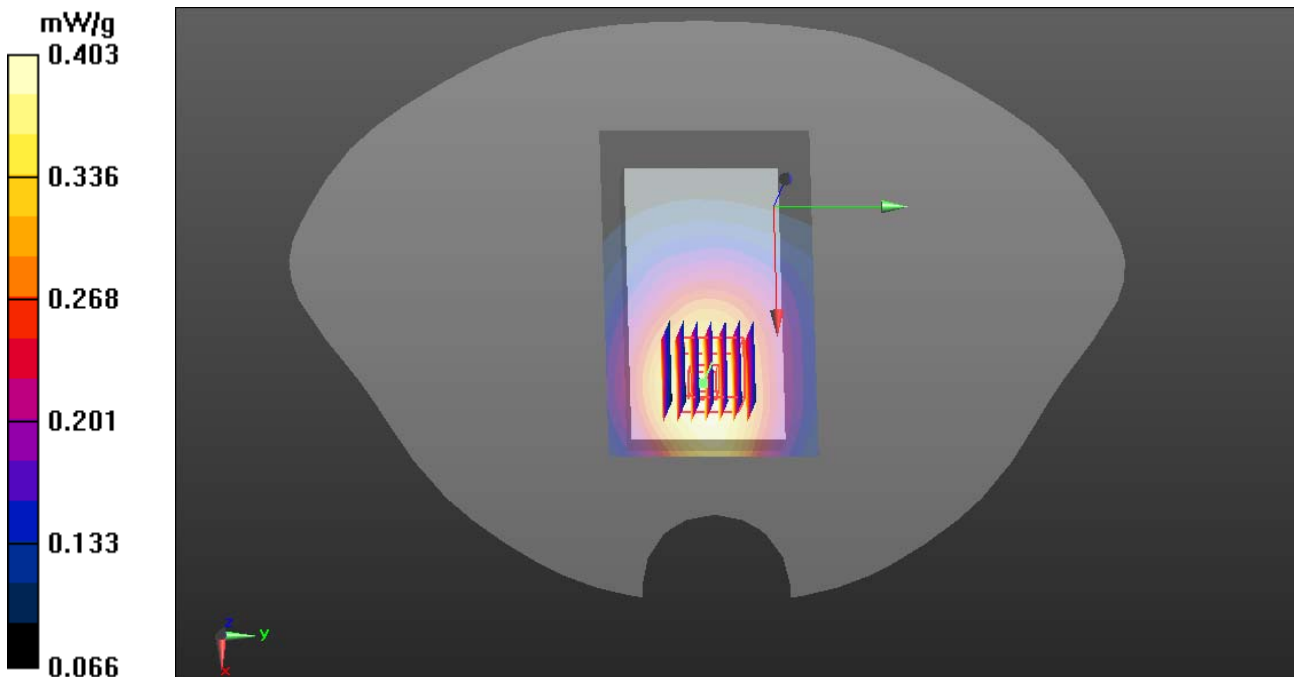
GSM850/ Up Middle CH190/Zoom Scan (7x7x7)/Cube 0: Measurement grid: dx=5mm, dy=5mm, dz=5mm

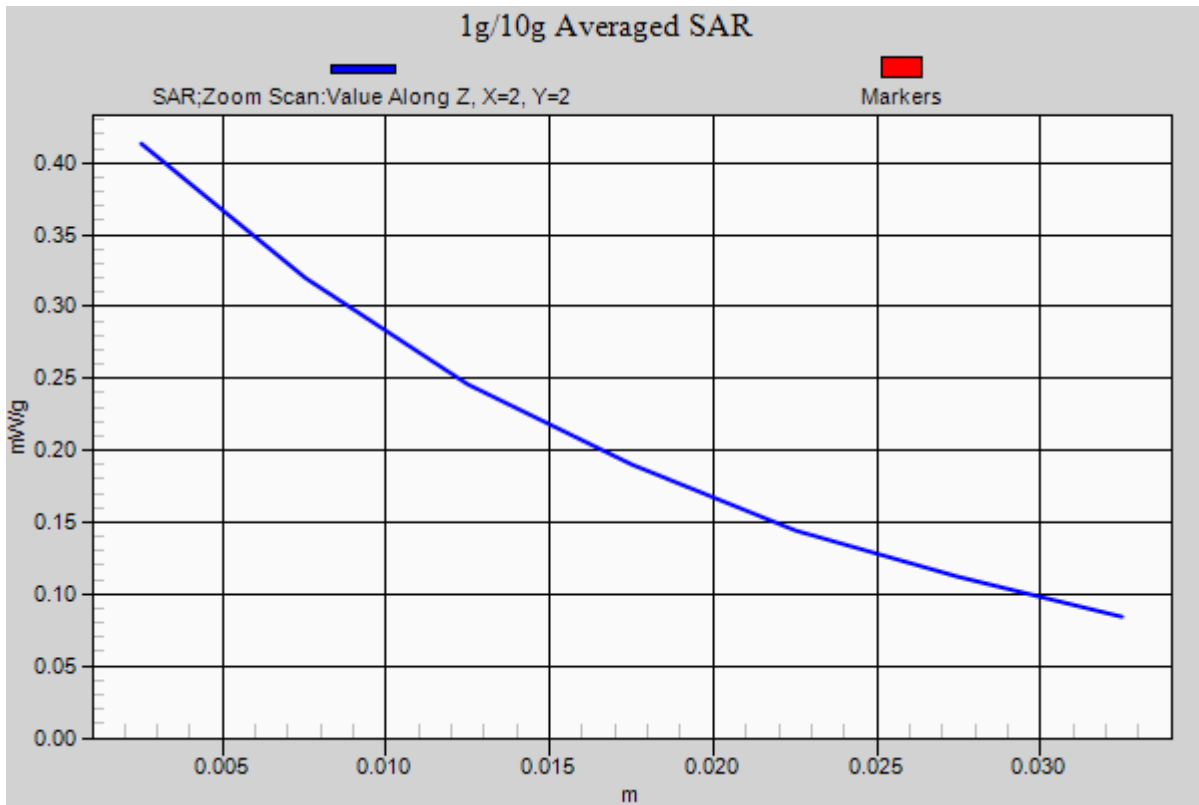
Reference Value = 8.622 V/m; Power Drift = -0.11 dB

Peak SAR (extrapolated) = 0.453 W/kg

SAR(1 g) = 0.357 mW/g; SAR(10 g) = 0.208 mW/g

Maximum value of SAR (measured) = 0.403 mW/g







Test Laboratory: Compliance Certification Services Inc.

June 14, 2012

GSM 850-Body-Hotspot Down Middle CH190

DUT: GSM Mobile Phone; Type: S728; Serial: N/A

Communication System: Generic GSM; Communication System Band: GSM 850 (824.2 - 848.8 MHz);

Frequency: 836.6 MHz; Communication System PAR: 9.03 dB

Ambient: Temperature: 21 °C Relative humidity: 58% Liquid : Temperature: 20 °C

Medium parameters used (interpolated): $f = 836.6$ MHz; $\sigma = 0.969$ mho/m; $\epsilon_r = 55.572$; $\rho = 1000$ kg/m³

Phantom section: Flat Section

Measurement Standard: DASYS (IEEE/IEC/ANSI C63.19-2007)

DASY Configuration:

- Probe: EX3DV4 - SN3755; ConvF(9.07, 9.07, 9.07); Calibrated: 1/20/2012
- Sensor-Surface: 2.5mm (Mechanical Surface Detection)
- Electronics: DAE4 Sn1245; Calibrated: 1/11/2012
- Phantom: Twin SAM Phantom; Type: QD 000 P40 CD; Serial: 1609
- DASYS 52.8.0(692); SEMCAD X 14.6.4(4989)

GSM850/ Down Middle CH190/Area Scan (51x81x1): Measurement grid: dx=15mm, dy=15mm

Maximum value of SAR (measured) = 0.568 mW/g

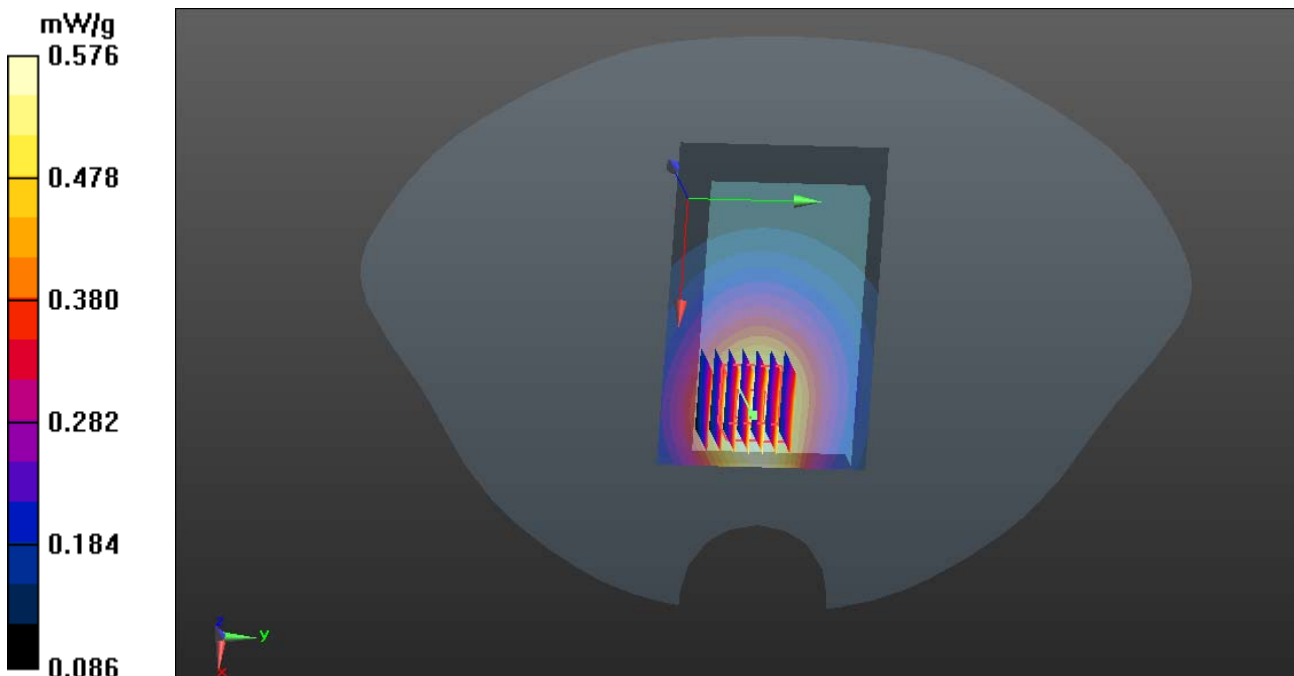
GSM850/ Down Middle CH190/Zoom Scan (7x7x7)/Cube 0: Measurement grid: dx=5mm, dy=5mm, dz=5mm

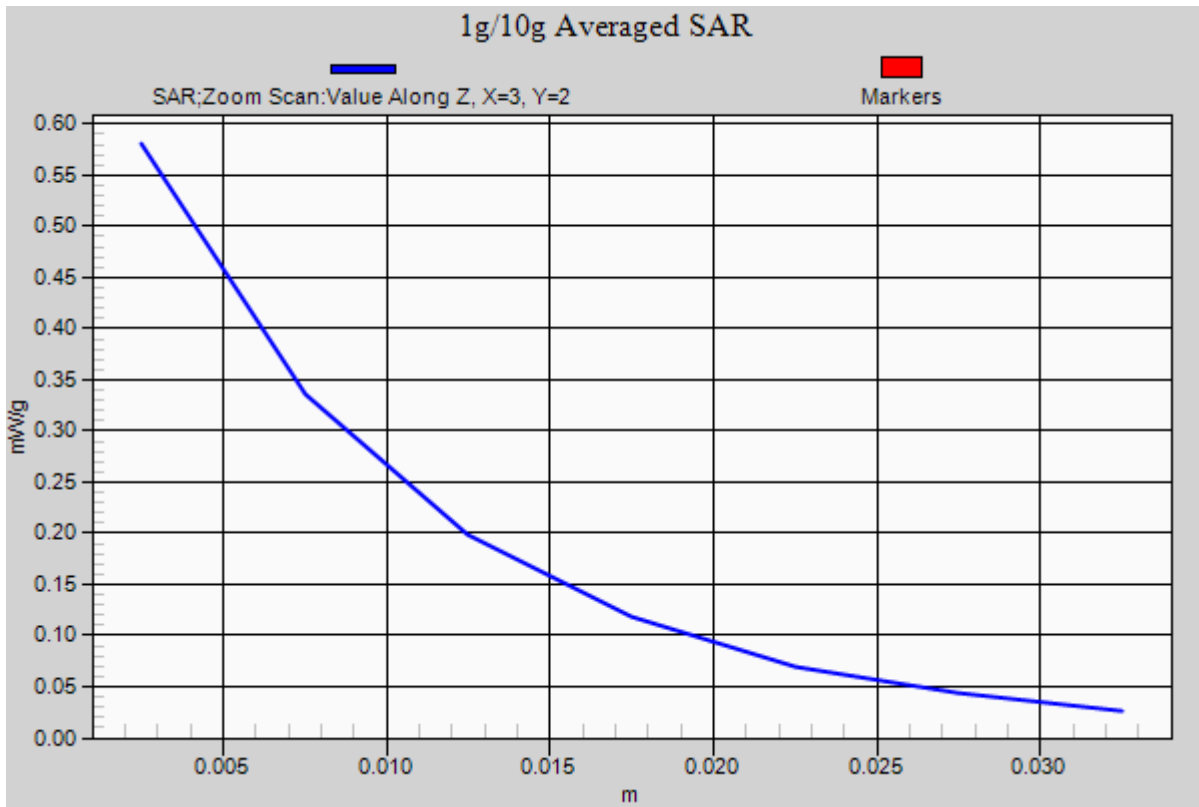
Reference Value = 9.693 V/m; Power Drift = 0.0024 dB

Peak SAR (extrapolated) = 0.857 W/kg

SAR(1 g) = 0.512 mW/g; SAR(10 g) = 0.335 mW/g

Maximum value of SAR (measured) = 0.576 mW/g







Test Laboratory: Compliance Certification Services Inc.

June 14, 2012

GSM 850-Body-Hotspot Bottom Middle CH190

DUT: GSM Mobile Phone; Type: S728; Serial: N/A

Communication System: Generic GSM; Communication System Band: GSM 850 (824.2 - 848.8 MHz);

Frequency: 848.6 MHz; Communication System PAR: 9.03 dB

Ambient: Temperature: 21 °C Relative humidity: 58% Liquid : Temperature: 20 °C

Medium parameters used (interpolated): $f = 836.6$ MHz; $\sigma = 0.969$ mho/m; $\epsilon_r = 55.572$; $\rho = 1000$ kg/m³

Phantom section: Flat Section

Measurement Standard: DASYS (IEEE/IEC/ANSI C63.19-2007)

DASY Configuration:

- Probe: EX3DV4 - SN3755; ConvF(9.07, 9.07, 9.07); Calibrated: 1/20/2012
- Sensor-Surface: 2.5mm (Mechanical Surface Detection)
- Electronics: DAE4 Sn1245; Calibrated: 1/11/2012
- Phantom: Twin SAM Phantom; Type: QD 000 P40 CD; Serial: 1609
- DASYS 52.8.0(692); SEMCAD X 14.6.4(4989)

GSM850/ Bottom Middle CH190/Area Scan (51x31x1): Measurement grid: dx=15mm, dy=15mm

Maximum value of SAR (measured) = 0.459 mW/g

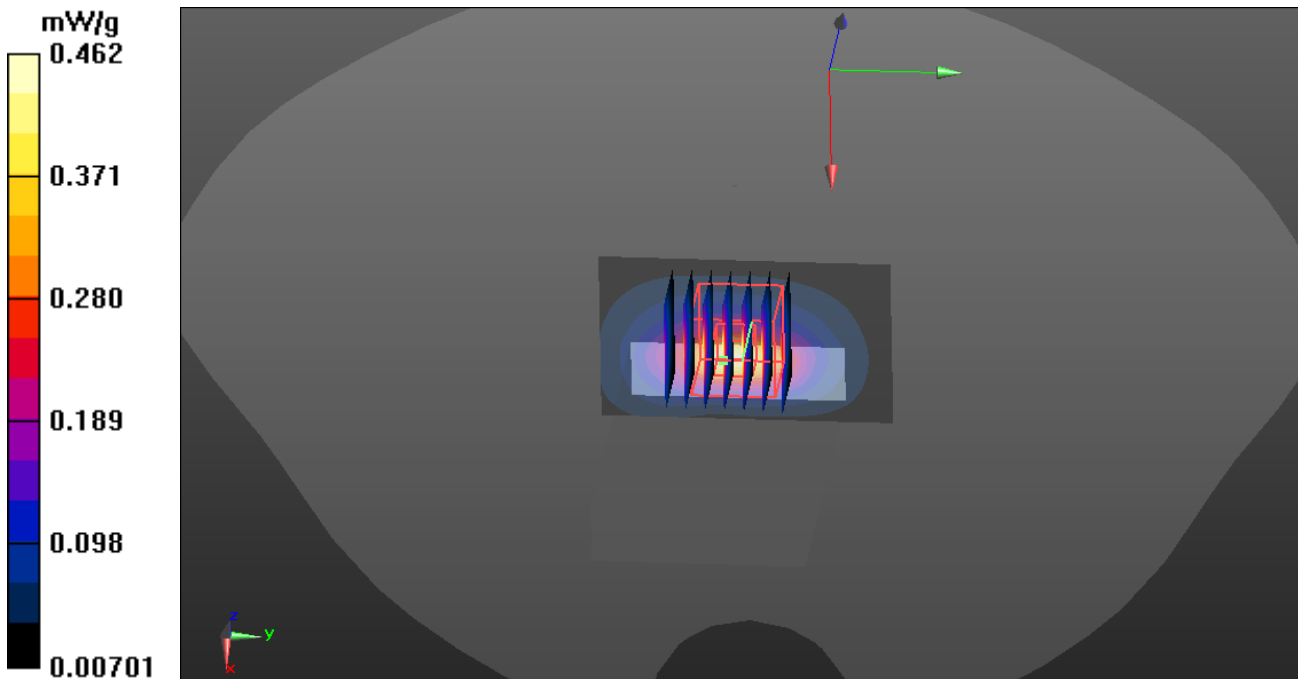
GSM850/ Bottom Middle CH190/Zoom Scan (7x7x7)/Cube 0: Measurement grid: dx=5mm, dy=5mm, dz=5mm

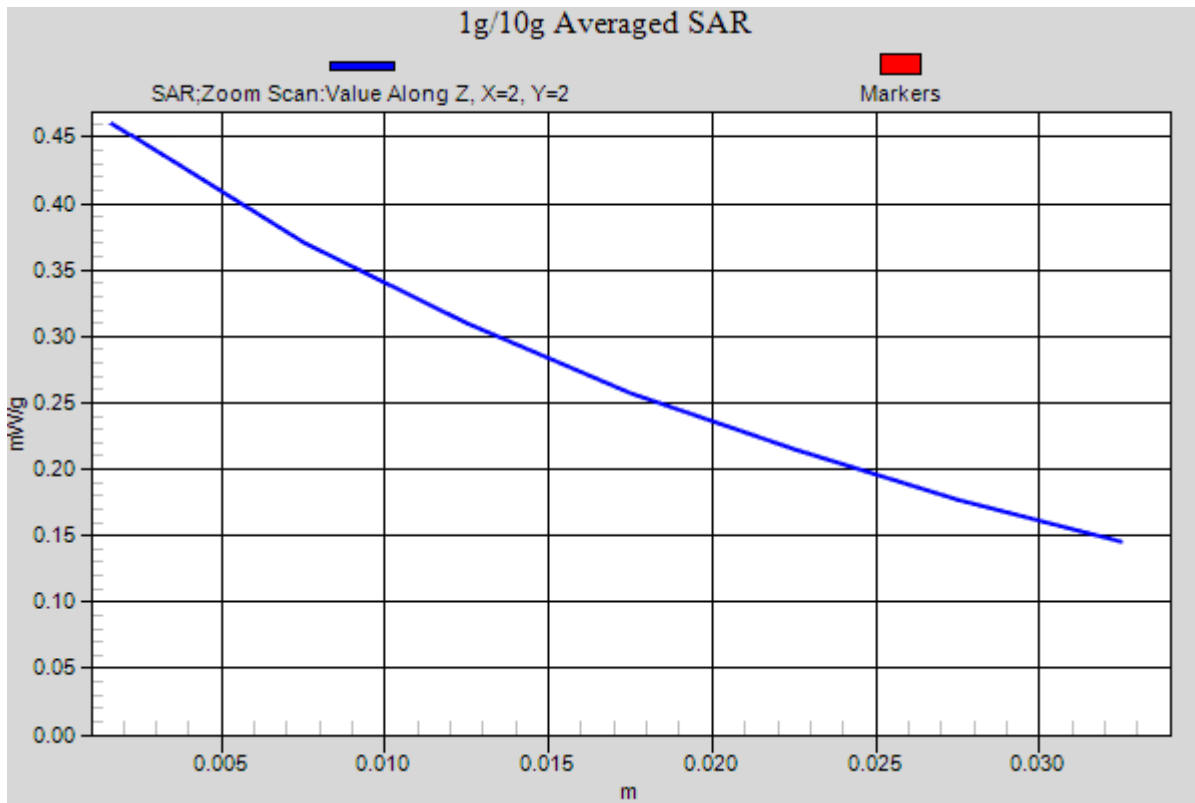
Reference Value = 10.770 V/m; Power Drift = -0.05 dB

Peak SAR (extrapolated) = 0.756 W/kg

SAR(1 g) = 0.371 mW/g; SAR(10 g) = 0.229 mW/g

Maximum value of SAR (measured) = 0.462 mW/g







Test Laboratory: Compliance Certification Services Inc.

June 14, 2012

GSM 850-Body-Hotspot Right Middle CH190

DUT: GSM Mobile Phone; Type: S728; Serial: N/A

Communication System: Generic GSM; Communication System Band: GSM 850 (824.2 - 848.8 MHz);

Frequency: 848.6 MHz; Communication System PAR: 9.03 dB

Ambient: Temperature: 21 °C Relative humidity: 58% Liquid : Temperature: 20 °C

Medium parameters used (interpolated): $f = 836.6$ MHz; $\sigma = 0.969$ mho/m; $\epsilon_r = 55.572$; $\rho = 1000$ kg/m³

Phantom section: Flat Section

Measurement Standard: DASYS (IEEE/IEC/ANSI C63.19-2007)

DASY Configuration:

- Probe: EX3DV4 - SN3755; ConvF(9.07, 9.07, 9.07); Calibrated: 1/20/2012
- Sensor-Surface: 2.5mm (Mechanical Surface Detection)
- Electronics: DAE4 Sn1245; Calibrated: 1/11/2012
- Phantom: Twin SAM Phantom; Type: QD 000 P40 CD; Serial: 1609
- DASYS 52.8.0(692); SEMCAD X 14.6.4(4989)

GSM850/ Right Middle CH190/Area Scan (81x31x1): Measurement grid: dx=15mm, dy=15mm

Maximum value of SAR (measured) = 0.214 mW/g

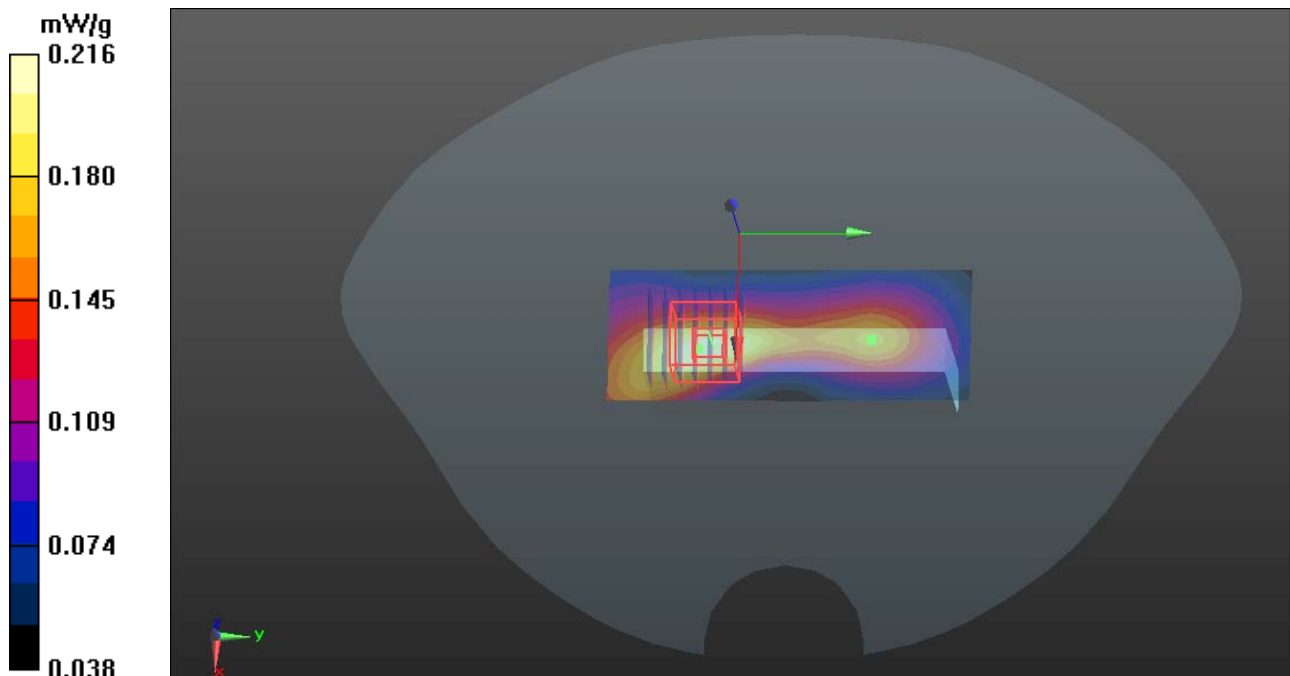
GSM850/ Right Middle CH190/Zoom Scan (7x7x7)/Cube 0: Measurement grid: dx=5mm, dy=5mm, dz=5mm

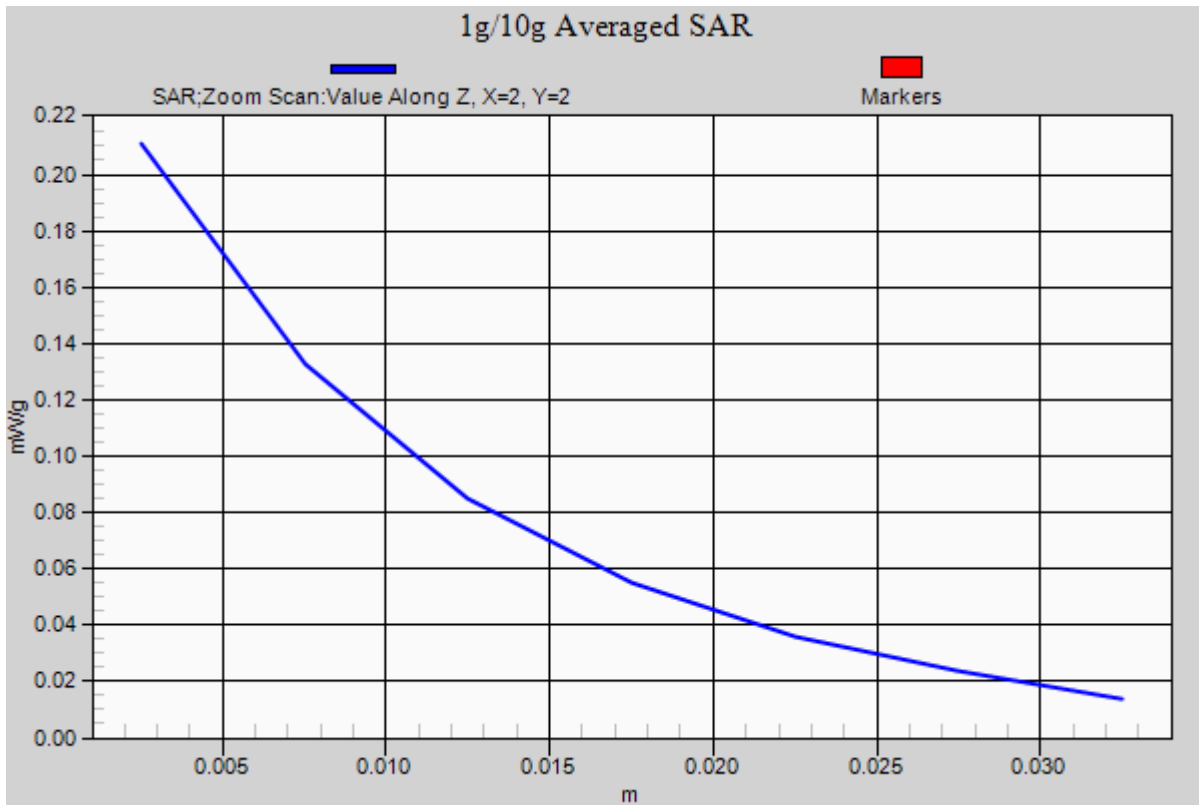
Reference Value = 16.427 V/m; Power Drift = -0.02 dB

Peak SAR (extrapolated) = 0.535 W/kg

SAR(1 g) = 0.152 mW/g; SAR(10 g) = 0.103 mW/g

Maximum value of SAR (measured) = 0.216 mW/g







Test Laboratory: Compliance Certification Services Inc.

June 14, 2012

GSM 850-Body-Hotspot Left Middle CH190

DUT: GSM Mobile Phone; Type: S728; Serial: N/A

Communication System: Generic GSM; Communication System Band: GSM 850 (824.2 - 848.8 MHz);

Frequency: 848.6 MHz; Communication System PAR: 9.03 dB

Ambient: Temperature: 21 °C Relative humidity: 58% Liquid : Temperature: 20 °C

Medium parameters used (interpolated): $f = 836.6$ MHz; $\sigma = 0.969$ mho/m; $\epsilon_r = 55.572$; $\rho = 1000$ kg/m³

Phantom section: Flat Section

Measurement Standard: DASYS (IEEE/IEC/ANSI C63.19-2007)

DASY Configuration:

- Probe: EX3DV4 - SN3755; ConvF(9.07, 9.07, 9.07); Calibrated: 1/20/2012
- Sensor-Surface: 2.5mm (Mechanical Surface Detection)
- Electronics: DAE4 Sn1245; Calibrated: 1/11/2012
- Phantom: Twin SAM Phantom; Type: QD 000 P40 CD; Serial: 1609
- DASYS 52.8.0(692); SEMCAD X 14.6.4(4989)

GSM850/ Left Middle CH190/Area Scan (81x31x1): Measurement grid: dx=15mm, dy=15mm

Maximum value of SAR (measured) = 0.200 mW/g

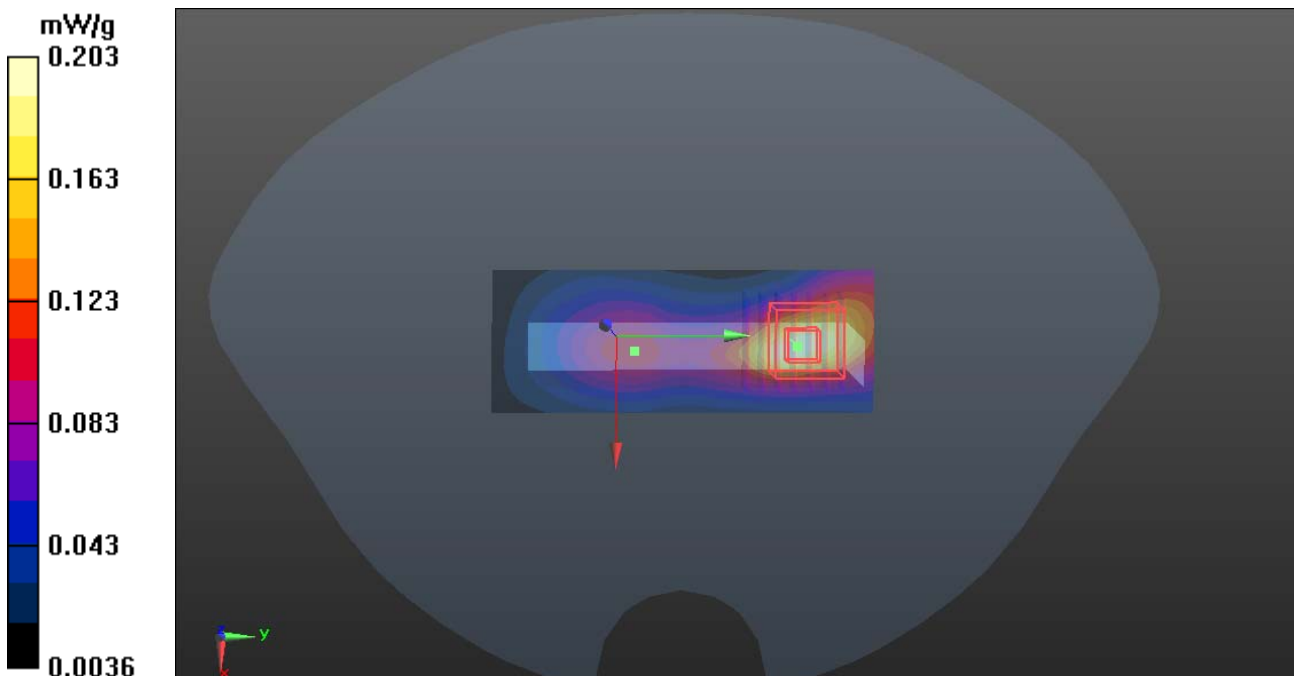
GSM850/ Left Middle CH190/Zoom Scan (7x7x7)/Cube 0: Measurement grid: dx=5mm, dy=5mm, dz=5mm

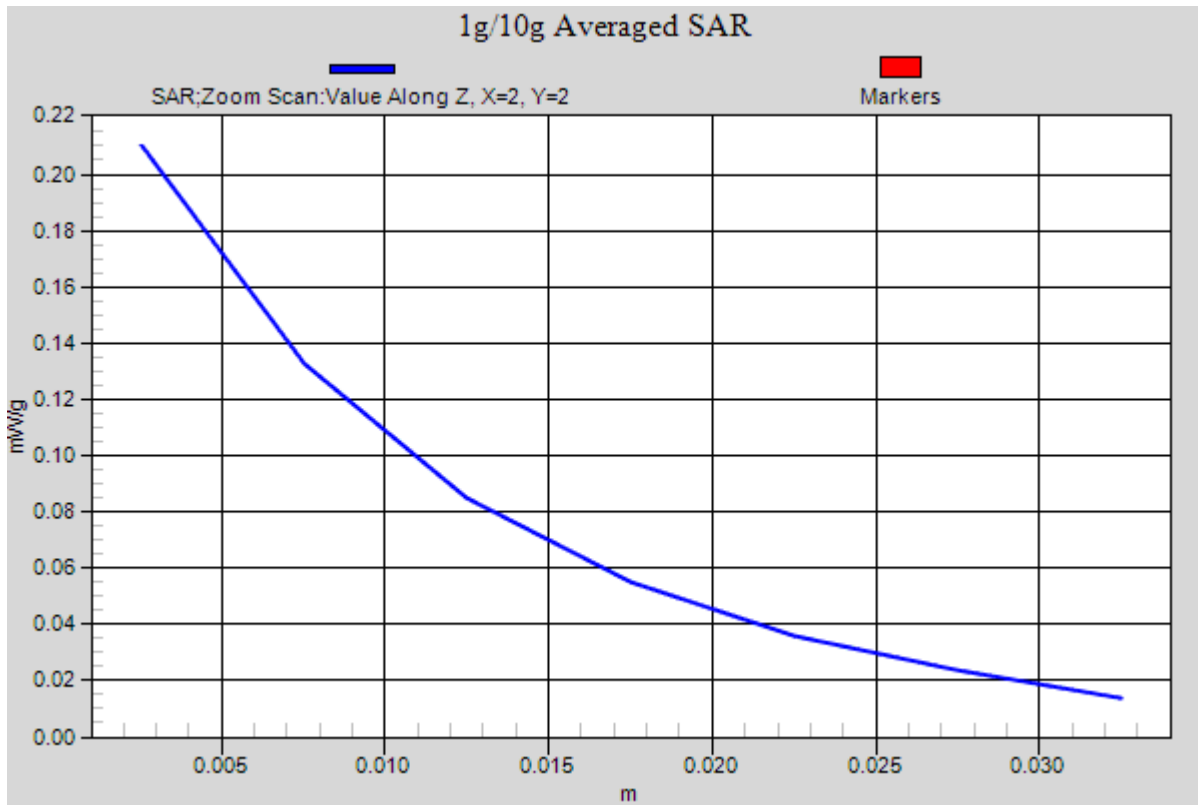
Reference Value = 10.081 V/m; Power Drift = 0.05 dB

Peak SAR (extrapolated) = 0.554 W/kg

SAR(1 g) = 0.132 mW/g; SAR(10 g) = 0.084 mW/g

Maximum value of SAR (measured) = 0.203 mW/g







Test Laboratory: Compliance Certification Services Inc.

June 14, 2012

GPRS850-Body-Hotspot Up Middle CH190

DUT: GSM Mobile Phone; Type: S728; Serial: N/A

Communication System: GPRS; Communication System Band: GPRS850 (824.2 - 848.8 MHz);

Frequency: 824.2 MHz; Communication System PAR: 3.01 dB

Ambient: Temperature: 21 °C Relative humidity: 58% Liquid : Temperature: 20 °C

Medium parameters used (interpolated): $f = 836.6$ MHz; $\sigma = 0.969$ mho/m; $\epsilon_r = 55.572$; $\rho = 1000$ kg/m³

Phantom section: Flat Section

Measurement Standard: DASYS (IEEE/IEC/ANSI C63.19-2007)

DASY Configuration:

- Probe: EX3DV4 - SN3755; ConvF(9.07, 9.07, 9.07); Calibrated: 1/20/2012
- Sensor-Surface: 2.5mm (Mechanical Surface Detection)
- Electronics: DAE4 Sn1245; Calibrated: 1/11/2012
- Phantom: Twin SAM Phantom; Type: QD 000 P40 CD; Serial: 1609
- DASYS 52.8.0(692); SEMCAD X 14.6.4(4989)

GPRS850/ Up Middle CH190/Area Scan (51x81x1): Measurement grid: dx=15mm, dy=15mm

Maximum value of SAR (measured) = 0.402 mW/g

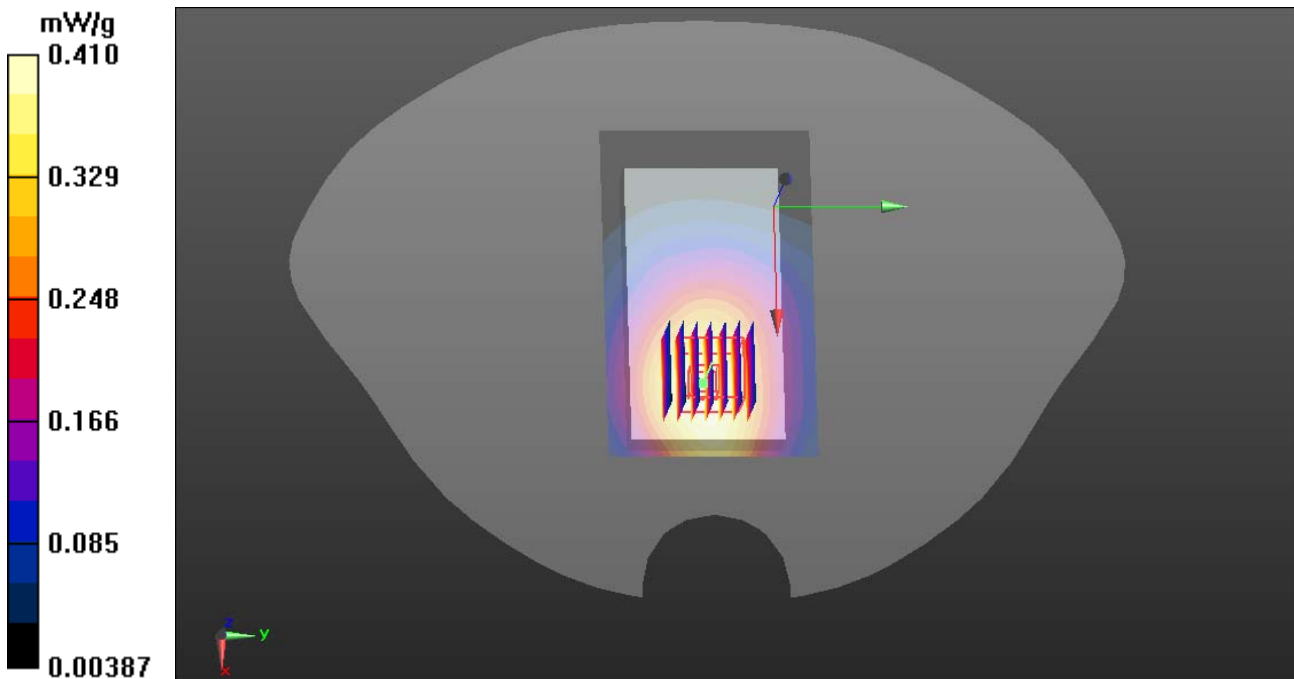
GPRS850/ Up Middle CH190/Zoom Scan (7x7x7)/Cube 0: Measurement grid: dx=5mm, dy=5mm, dz=5mm

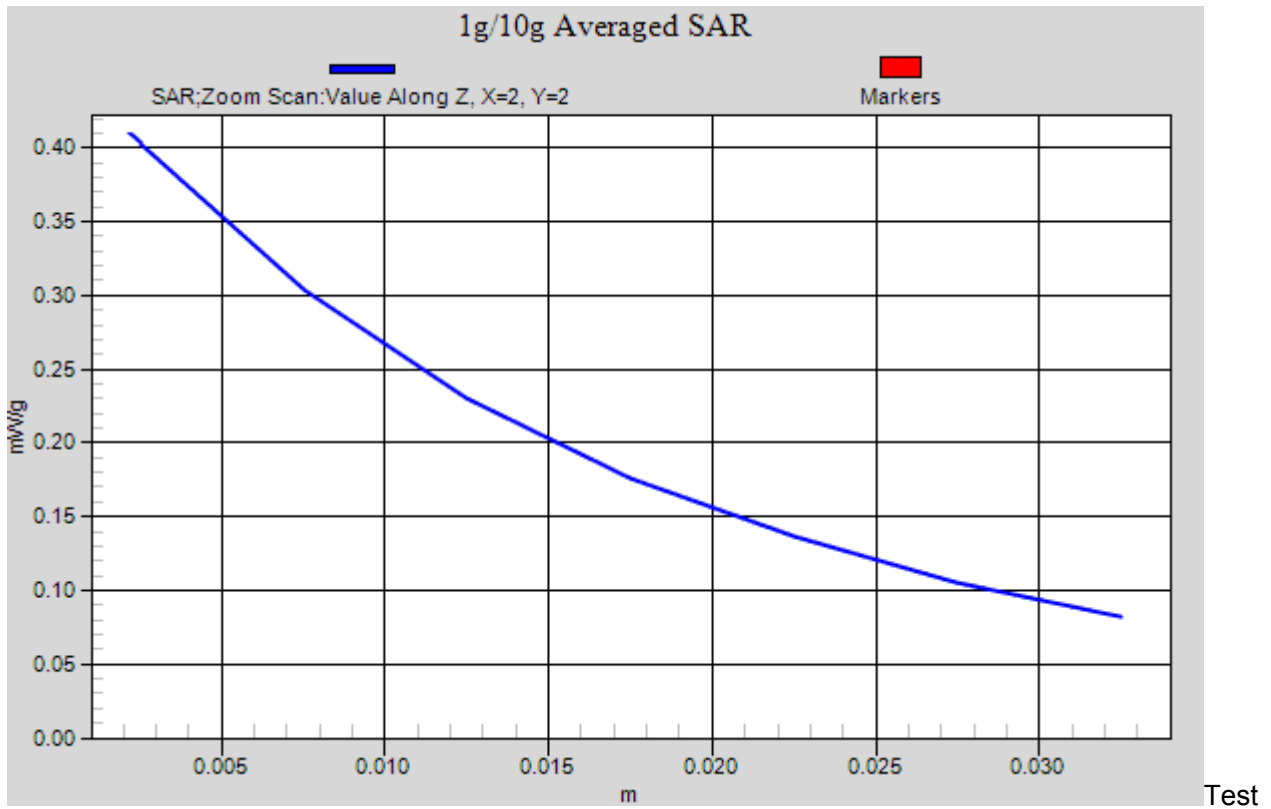
Reference Value = 8.622 V/m; Power Drift = -0.11 dB

Peak SAR (extrapolated) = 0.653 W/kg

SAR(1 g) = 0.312 mW/g; SAR(10 g) = 0.211 mW/g

Maximum value of SAR (measured) = 0.410 mW/g







Laboratory: Compliance Certification Services Inc.

June 14, 2012

GPRS850-Body-Hotspot Down Middle CH190

DUT: GSM Mobile Phone; Type: S728; Serial: N/A

Communication System: GPRS; Communication System Band: GPRS850 (824.2 - 848.8 MHz);

Frequency: 836.6 MHz; Communication System PAR: 3.01 dB

Ambient: Temperature: 21 °C Relative humidity: 58% Liquid : Temperature: 20 °C

Medium parameters used (interpolated): $f = 836.6$ MHz; $\sigma = 0.969$ mho/m; $\epsilon_r = 55.572$; $\rho = 1000$ kg/m³

Phantom section: Flat Section

Measurement Standard: DASYS (IEEE/IEC/ANSI C63.19-2007)

DASY Configuration:

- Probe: EX3DV4 - SN3755; ConvF(9.07, 9.07, 9.07); Calibrated: 1/20/2012
- Sensor-Surface: 2.5mm (Mechanical Surface Detection)
- Electronics: DAE4 Sn1245; Calibrated: 1/11/2012
- Phantom: Twin SAM Phantom; Type: QD 000 P40 CD; Serial: 1609
- DASYS 52.8.0(692); SEMCAD X 14.6.4(4989)

GPRS850/ Down Middle CH190/Area Scan (51x81x1): Measurement grid: dx=15mm, dy=15mm

Maximum value of SAR (measured) = 0.498 mW/g

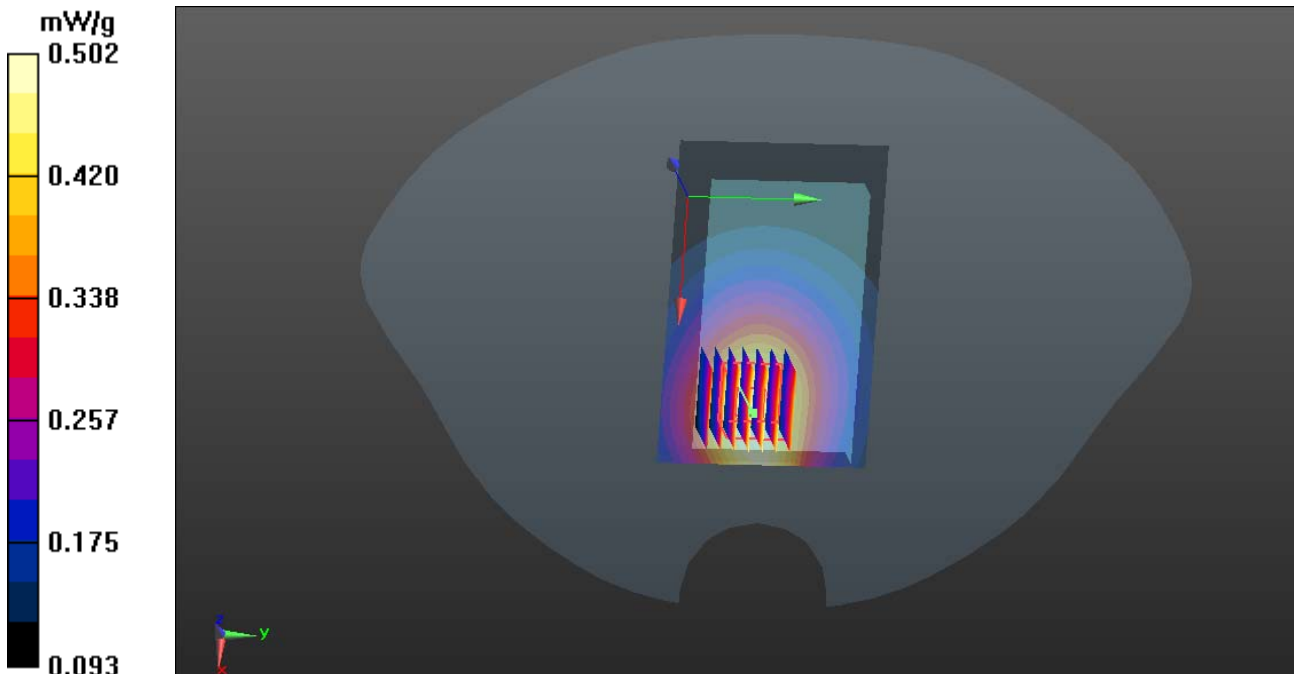
GPRS850/ Down Middle CH190/Zoom Scan (7x7x7)/Cube 0: Measurement grid: dx=5mm, dy=5mm, dz=5mm

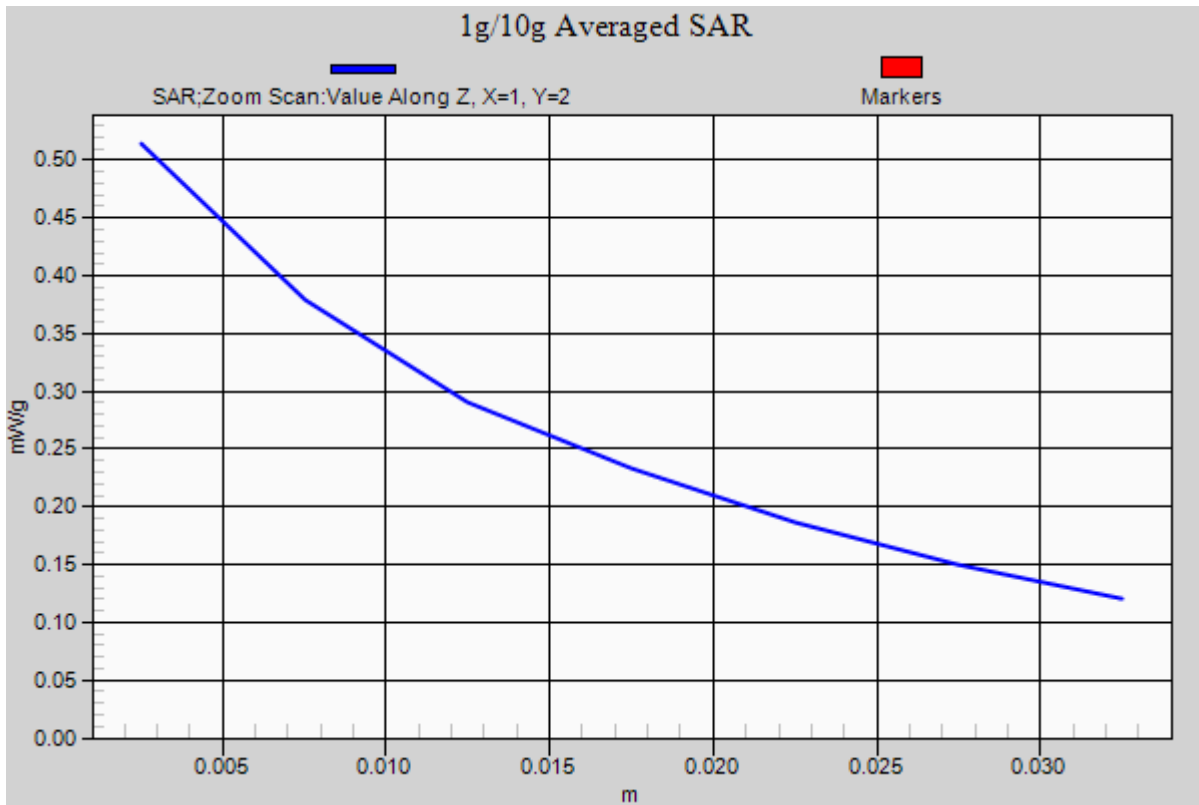
Reference Value = 9.771 V/m; Power Drift = 0.012 dB

Peak SAR (extrapolated) = 0.857 W/kg

SAR(1 g) = 0.471 mW/g; SAR(10 g) = 0.283 mW/g

Maximum value of SAR (measured) = 0.502 mW/g







Test Laboratory: Compliance Certification Services Inc.

June 14, 2012

GPRS850-Body-Hotspot Bottom Middle CH190

DUT: GSM Mobile Phone; Type: S728; Serial: N/A

Communication System: GPRS; Communication System Band: GPRS850 (824.2 - 848.8 MHz);

Frequency: 848.6 MHz; Communication System PAR: 3.01 dB

Ambient: Temperature: 21 °C Relative humidity: 58% Liquid : Temperature: 20 °C

Medium parameters used (interpolated): $f = 836.6$ MHz; $\sigma = 0.969$ mho/m; $\epsilon_r = 55.572$; $\rho = 1000$ kg/m³

Phantom section: Flat Section

Measurement Standard: DASYS (IEEE/IEC/ANSI C63.19-2007)

DASY Configuration:

- Probe: EX3DV4 - SN3755; ConvF(9.07, 9.07, 9.07); Calibrated: 1/20/2012
- Sensor-Surface: 2.5mm (Mechanical Surface Detection)
- Electronics: DAE4 Sn1245; Calibrated: 1/11/2012
- Phantom: Twin SAM Phantom; Type: QD 000 P40 CD; Serial: 1609
- DASYS 52.8.0(692); SEMCAD X 14.6.4(4989)

GPRS850/ Bottom Middle CH190/Area Scan (51x31x1): Measurement grid: dx=15mm, dy=15mm

Maximum value of SAR (measured) = 0.471 mW/g

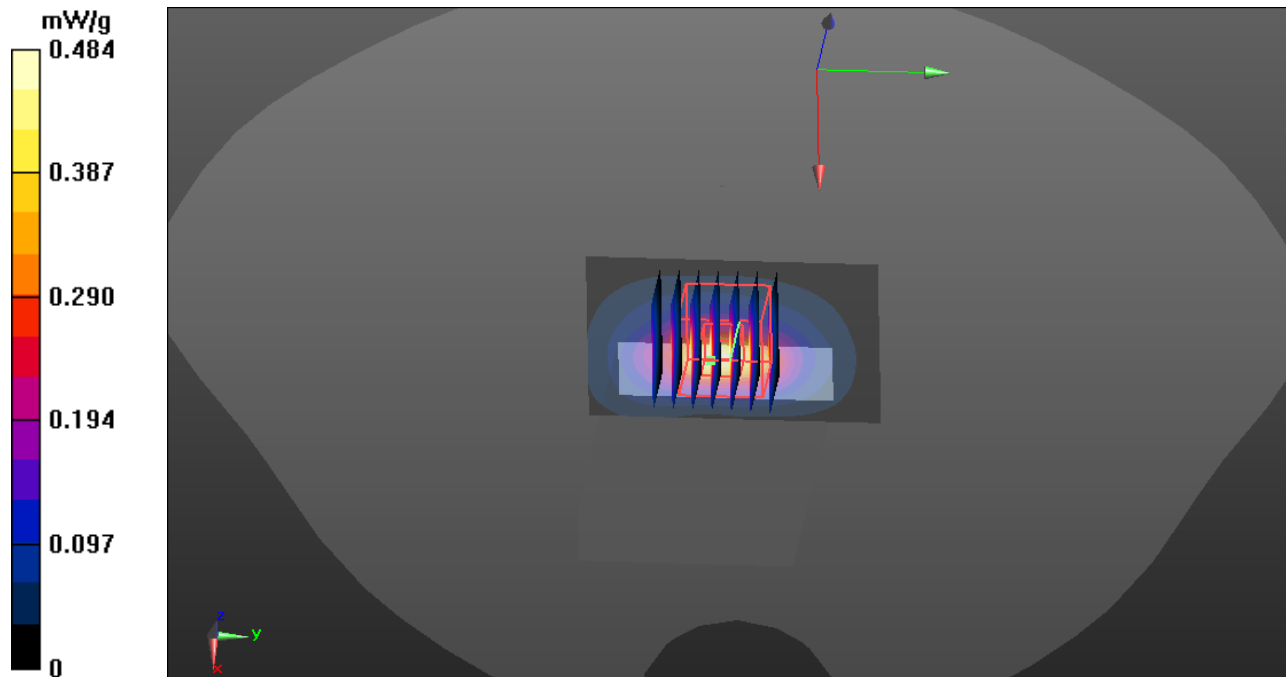
GPRS850/ Bottom Middle CH190/Zoom Scan (7x7x7)/Cube 0: Measurement grid: dx=5mm, dy=5mm, dz=5mm

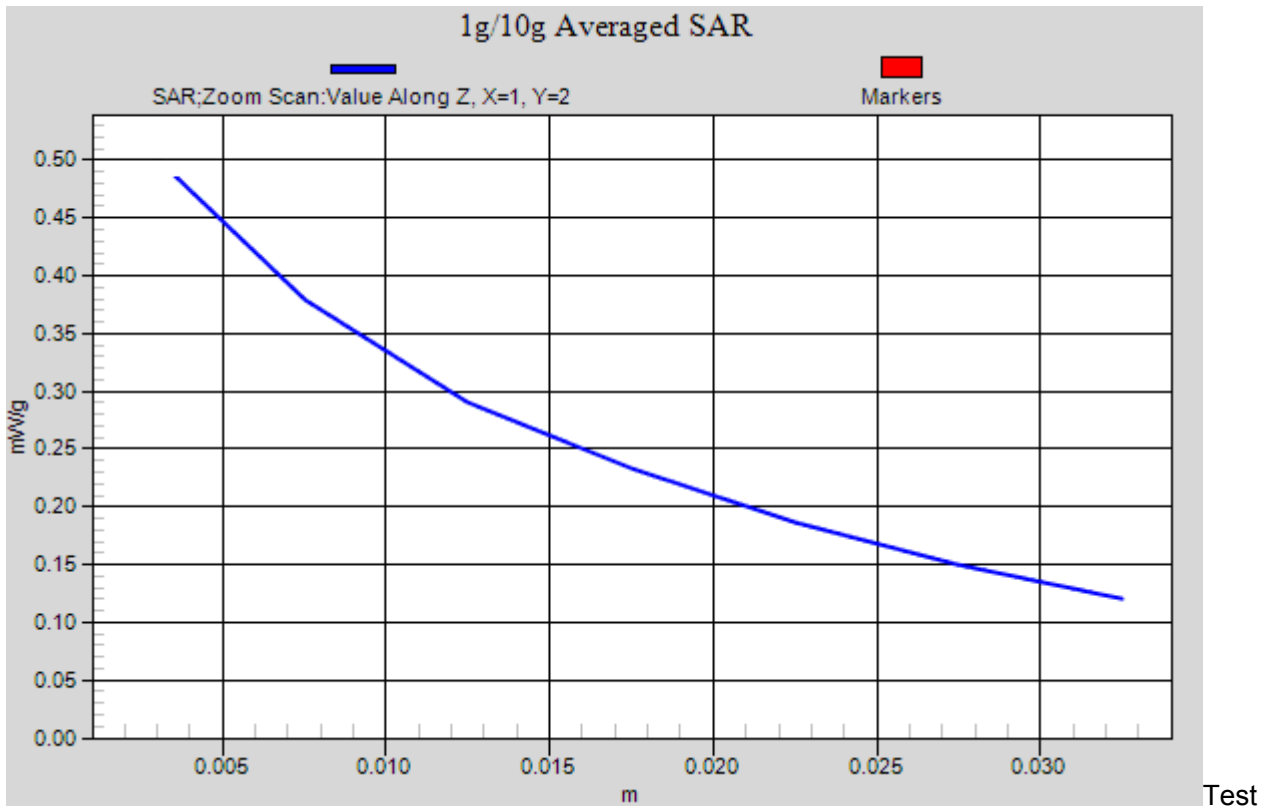
Reference Value = 10.770 V/m; Power Drift = -0.05 dB

Peak SAR (extrapolated) = 0.712 W/kg

SAR(1 g) = 0.331 mW/g; SAR(10 g) = 0.212 mW/g

Maximum value of SAR (measured) = 0.484 mW/g







Laboratory: Compliance Certification Services Inc.

June 14, 2012

GPRS850-Body-Hotspot Right Middle CH190

DUT: GSM Mobile Phone; Type: S728; Serial: N/A

Communication System: GPRS; Communication System Band: GPRS850 (824.2 - 848.8 MHz);

Frequency: 848.6 MHz; Communication System PAR: 3.01 dB

Ambient: Temperature: 21 °C Relative humidity: 58% Liquid : Temperature: 20 °C

Medium parameters used (interpolated): $f = 836.6$ MHz; $\sigma = 0.969$ mho/m; $\epsilon_r = 55.572$; $\rho = 1000$ kg/m³

Phantom section: Flat Section

Measurement Standard: DASYS (IEEE/IEC/ANSI C63.19-2007)

DASY Configuration:

- Probe: EX3DV4 - SN3755; ConvF(9.07, 9.07, 9.07); Calibrated: 1/20/2012
- Sensor-Surface: 2.5mm (Mechanical Surface Detection)
- Electronics: DAE4 Sn1245; Calibrated: 1/11/2012
- Phantom: Twin SAM Phantom; Type: QD 000 P40 CD; Serial: 1609
- DASYS 52.8.0(692); SEMCAD X 14.6.4(4989)

GPRS850/ Right Middle CH190/Area Scan (81x31x1): Measurement grid: dx=15mm, dy=15mm

Maximum value of SAR (measured) = 0.221 mW/g

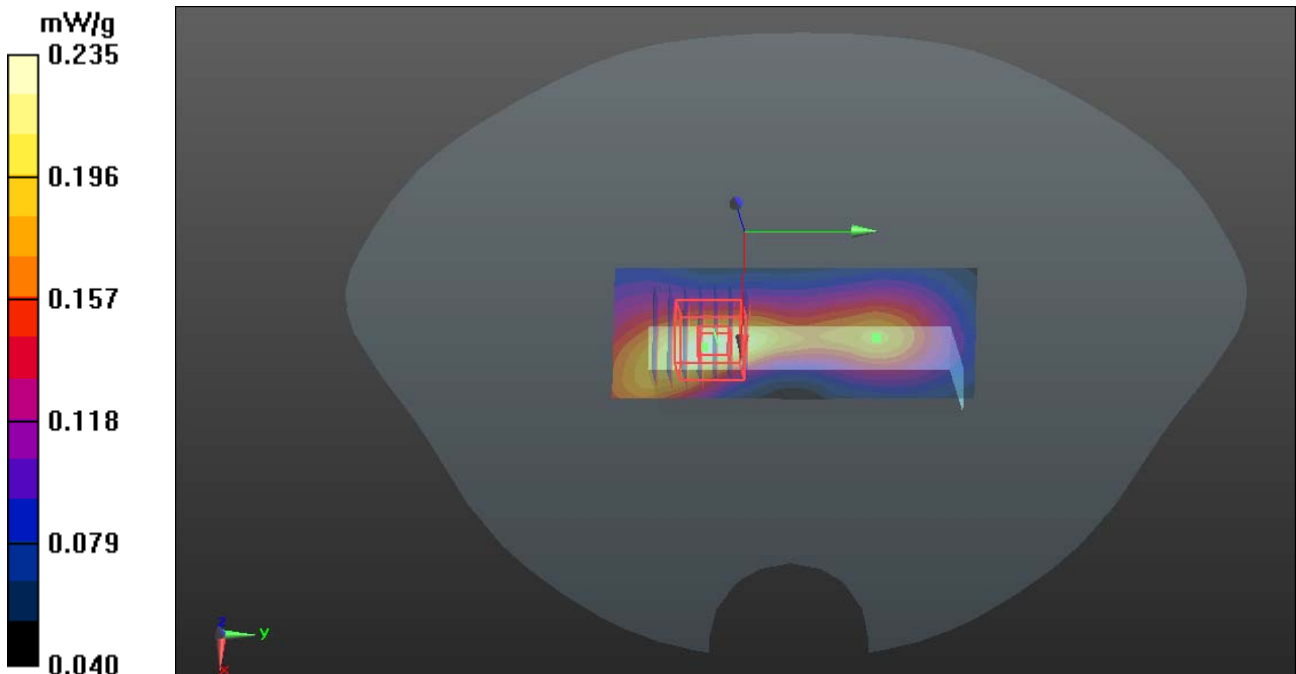
GPRS850/ Right Middle CH190/Zoom Scan (7x7x7)/Cube 0: Measurement grid: dx=5mm, dy=5mm, dz=5mm

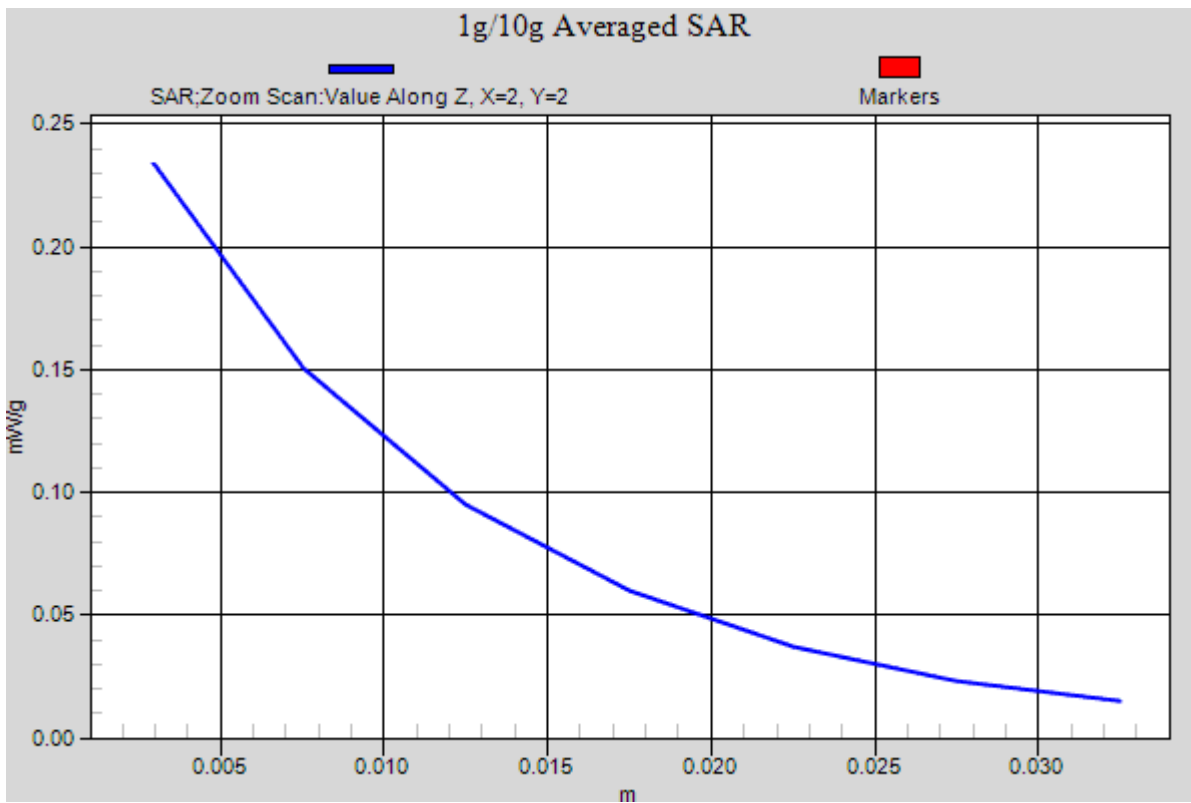
Reference Value = 16.427 V/m; Power Drift = -0.02 dB

Peak SAR (extrapolated) = 0.535 W/kg

SAR(1 g) = 0.155 mW/g; SAR(10 g) = 0.108 mW/g

Maximum value of SAR (measured) = 0.225 mW/g







Test Laboratory: Compliance Certification Services Inc.

June 14, 2012

GPRS850-Body-Hotspot Left Middle CH190

DUT: GSM Mobile Phone; Type: S728; Serial: N/A

Communication System: GPRS; Communication System Band: GPRS850 (824.2 - 848.8 MHz);

Frequency: 848.6 MHz; Communication System PAR: 3.01 dB

Ambient: Temperature: 21 °C Relative humidity: 58% Liquid : Temperature: 20 °C

Medium parameters used (interpolated): $f = 836.6$ MHz; $\sigma = 0.969$ mho/m; $\epsilon_r = 55.572$; $\rho = 1000$ kg/m³

Phantom section: Flat Section

Measurement Standard: DASYS (IEEE/IEC/ANSI C63.19-2007)

DASY Configuration:

- Probe: EX3DV4 - SN3755; ConvF(9.07, 9.07, 9.07); Calibrated: 1/20/2012
- Sensor-Surface: 2.5mm (Mechanical Surface Detection)
- Electronics: DAE4 Sn1245; Calibrated: 1/11/2012
- Phantom: Twin SAM Phantom; Type: QD 000 P40 CD; Serial: 1609
- DASYS 52.8.0(692); SEMCAD X 14.6.4(4989)

GPRS850/ Left Middle CH190/Area Scan (81x31x1): Measurement grid: dx=15mm, dy=15mm

Maximum value of SAR (measured) = 0.322 mW/g

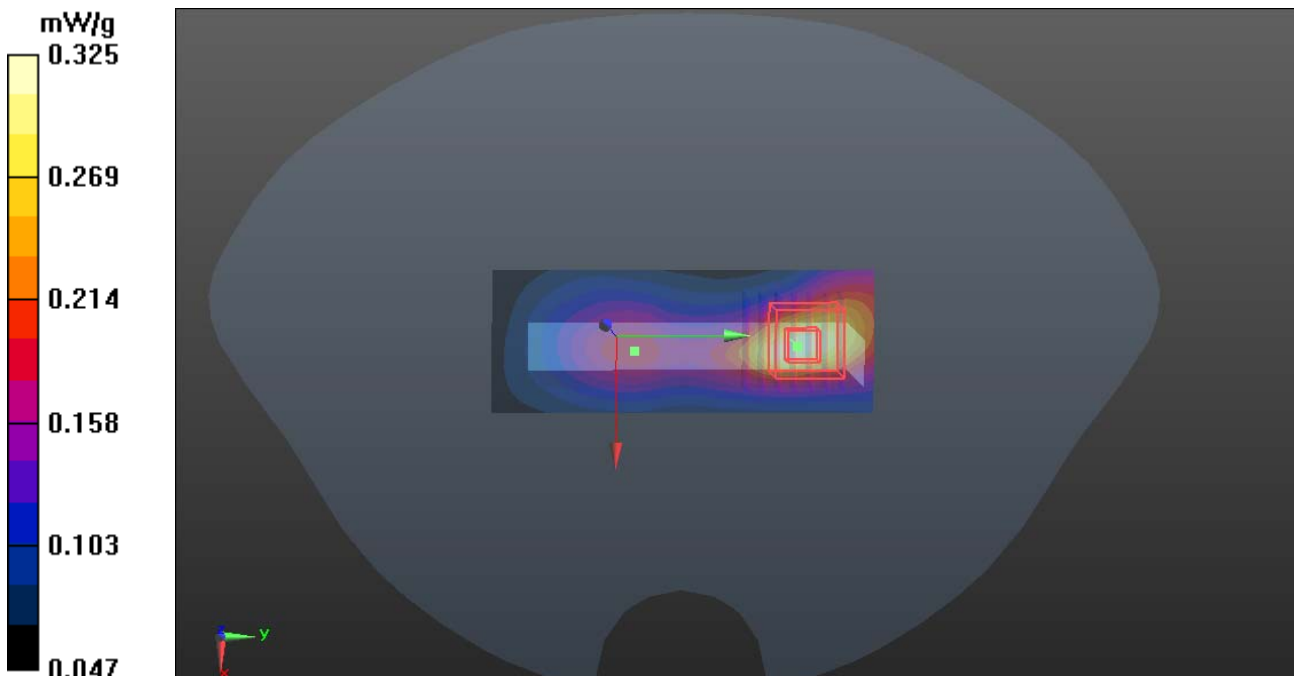
GPRS850/ Left Middle CH190/Zoom Scan (7x7x7)/Cube 0: Measurement grid: dx=5mm, dy=5mm, dz=5mm

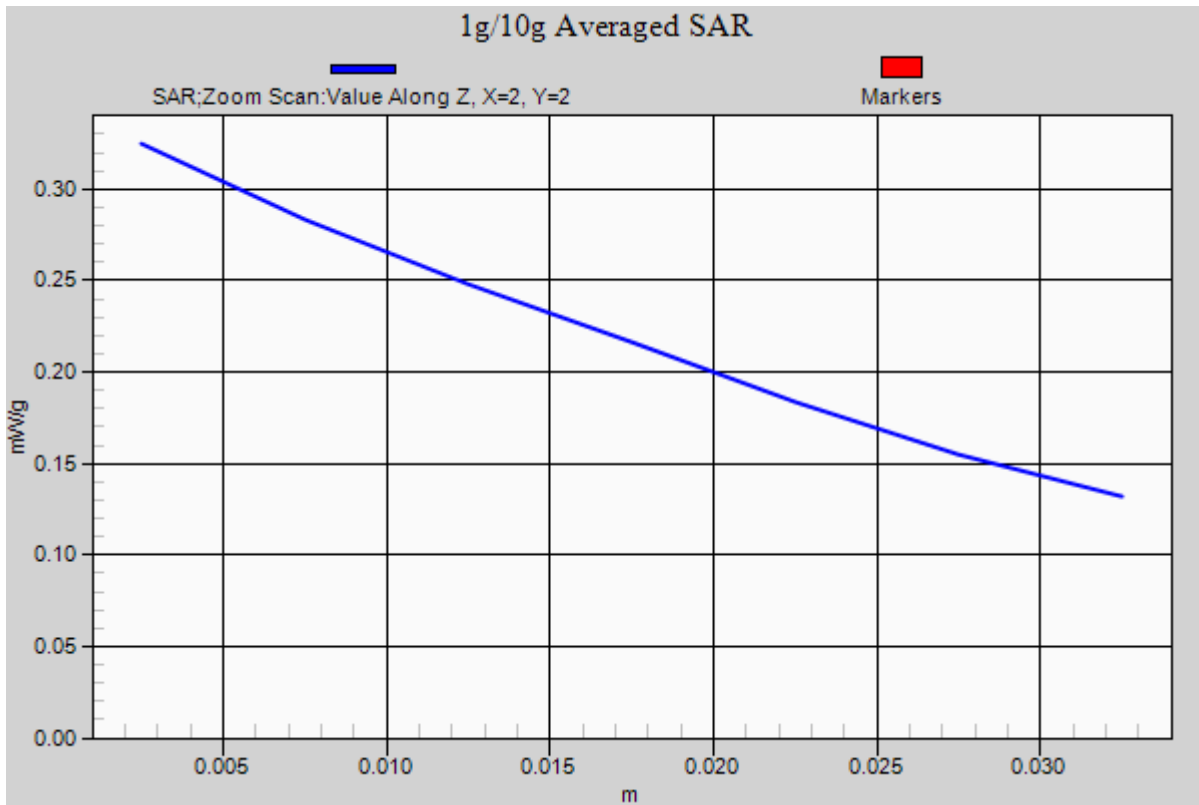
Reference Value = 10.081 V/m; Power Drift = 0.05 dB

Peak SAR (extrapolated) = 0.514 W/kg

SAR(1 g) = 0.149 mW/g; SAR(10 g) = 0.104 mW/g

Maximum value of SAR (measured) = 0.325 mW/g







Test Laboratory: Compliance Certification Services Inc.

June 14, 2012

EDGE850-Body-Hotspot Up Middle CH190

DUT: GSM Mobile Phone; Type: S728; Serial: N/A

Communication System: Generic EDGE; Communication System Band: EDGE850 (824.2 - 848.8 MHz);

Frequency: 824.2 MHz; Communication System PAR: 3.01 dB

Ambient: Temperature: 21 °C Relative humidity: 58% Liquid : Temperature: 20 °C

Medium parameters used (interpolated): $f = 836.6$ MHz; $\sigma = 0.969$ mho/m; $\epsilon_r = 55.572$; $\rho = 1000$ kg/m³

Phantom section: Flat Section

Measurement Standard: DASYS (IEEE/IEC/ANSI C63.19-2007)

DASY Configuration:

- Probe: EX3DV4 - SN3755; ConvF(9.07, 9.07, 9.07); Calibrated: 1/20/2012
- Sensor-Surface: 2.5mm (Mechanical Surface Detection)
- Electronics: DAE4 Sn1245; Calibrated: 1/11/2012
- Phantom: Twin SAM Phantom; Type: QD 000 P40 CD; Serial: 1609
- DASYS 52.8.0(692); SEMCAD X 14.6.4(4989)

EDGE850/ Up Middle CH190/Area Scan (51x81x1): Measurement grid: dx=15mm, dy=15mm

Maximum value of SAR (measured) = 0.442 mW/g

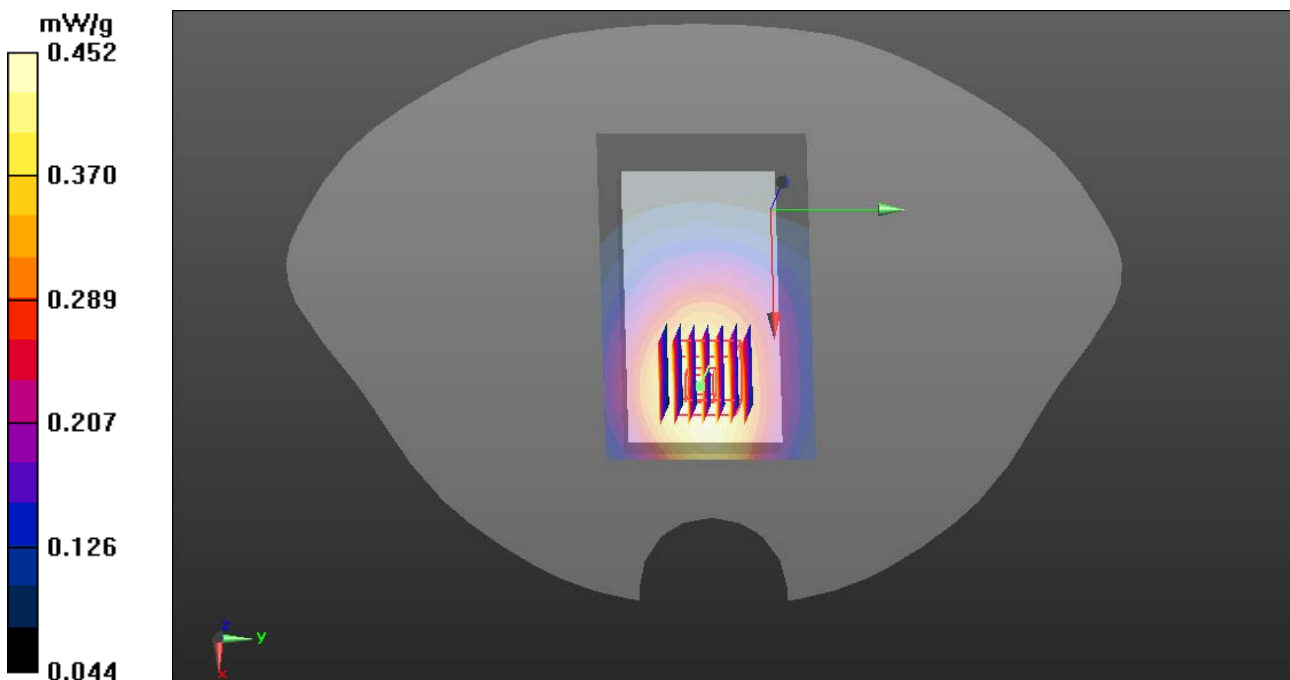
EDGE850/ Up Middle CH190/Zoom Scan (7x7x7)/Cube 0: Measurement grid: dx=5mm, dy=5mm, dz=5mm

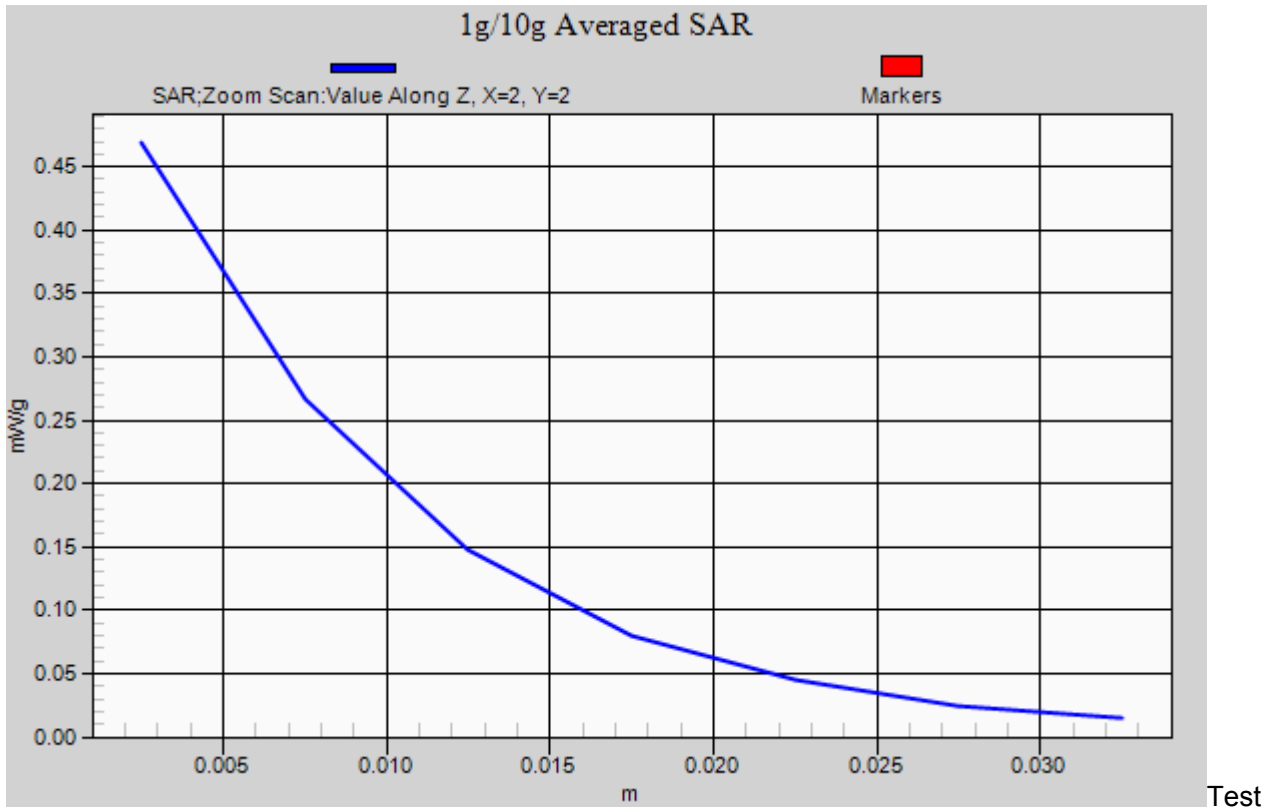
Reference Value = 8.622 V/m; Power Drift = -0.11 dB

Peak SAR (extrapolated) = 0.681 W/kg

SAR(1 g) = 0.325 mW/g; SAR(10 g) = 0.217 mW/g

Maximum value of SAR (measured) = 0.452 mW/g







Laboratory: Compliance Certification Services Inc.

June 14, 2012

EDGE850-Body-Hotspot Down Middle CH190

DUT: GSM Mobile Phone; Type: S728; Serial: N/A

Communication System: Generic EDGE; Communication System Band: EDGE850 (824.2 - 848.8 MHz);

Frequency: 836.6 MHz; Communication System PAR: 3.01 dB

Ambient: Temperature: 21 °C Relative humidity: 58% Liquid : Temperature: 20 °C

Medium parameters used (interpolated): $f = 836.6$ MHz; $\sigma = 0.969$ mho/m; $\epsilon_r = 55.572$; $\rho = 1000$ kg/m³

Phantom section: Flat Section

Measurement Standard: DASYS (IEEE/IEC/ANSI C63.19-2007)

DASY Configuration:

- Probe: EX3DV4 - SN3755; ConvF(9.07, 9.07, 9.07); Calibrated: 1/20/2012
- Sensor-Surface: 2.5mm (Mechanical Surface Detection)
- Electronics: DAE4 Sn1245; Calibrated: 1/11/2012
- Phantom: Twin SAM Phantom; Type: QD 000 P40 CD; Serial: 1609
- DASYS 52.8.0(692); SEMCAD X 14.6.4(4989)

EDGE850/ Down Middle CH190/Area Scan (51x81x1): Measurement grid: dx=15mm, dy=15mm

Maximum value of SAR (measured) = 0.568 mW/g

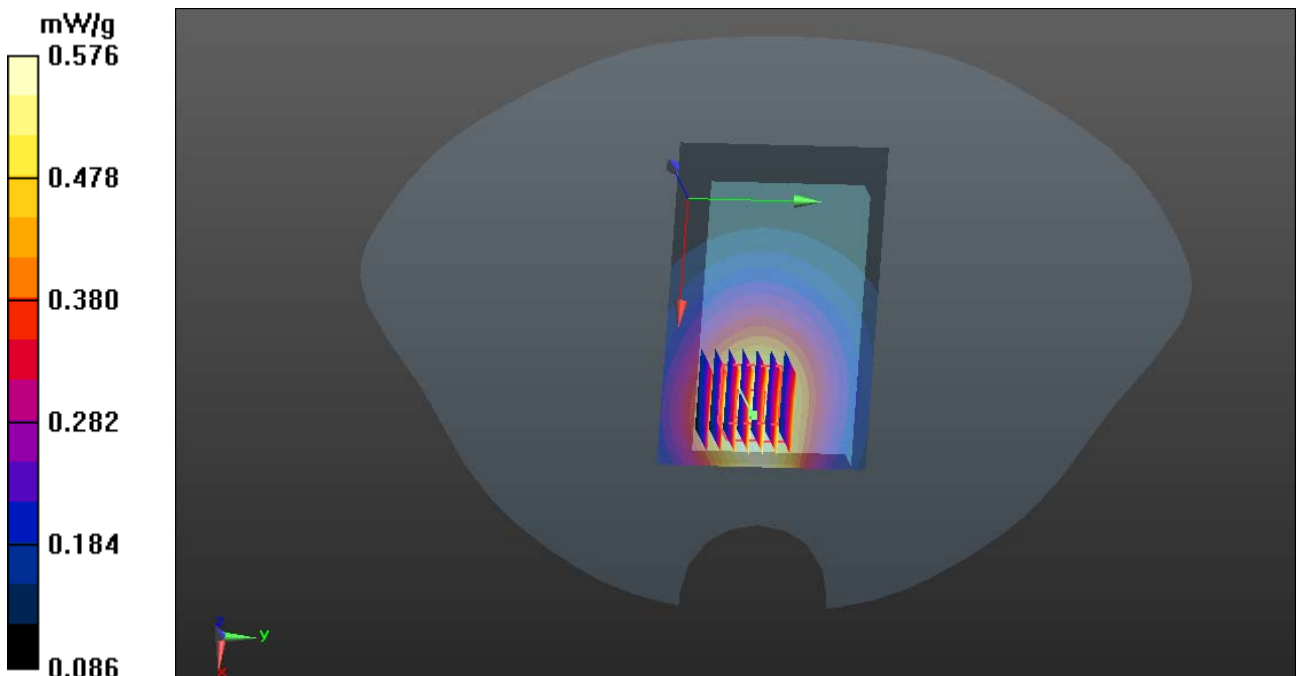
EDGE850/ Down Middle CH190/Zoom Scan (7x7x7)/Cube 0: Measurement grid: dx=5mm, dy=5mm, dz=5mm

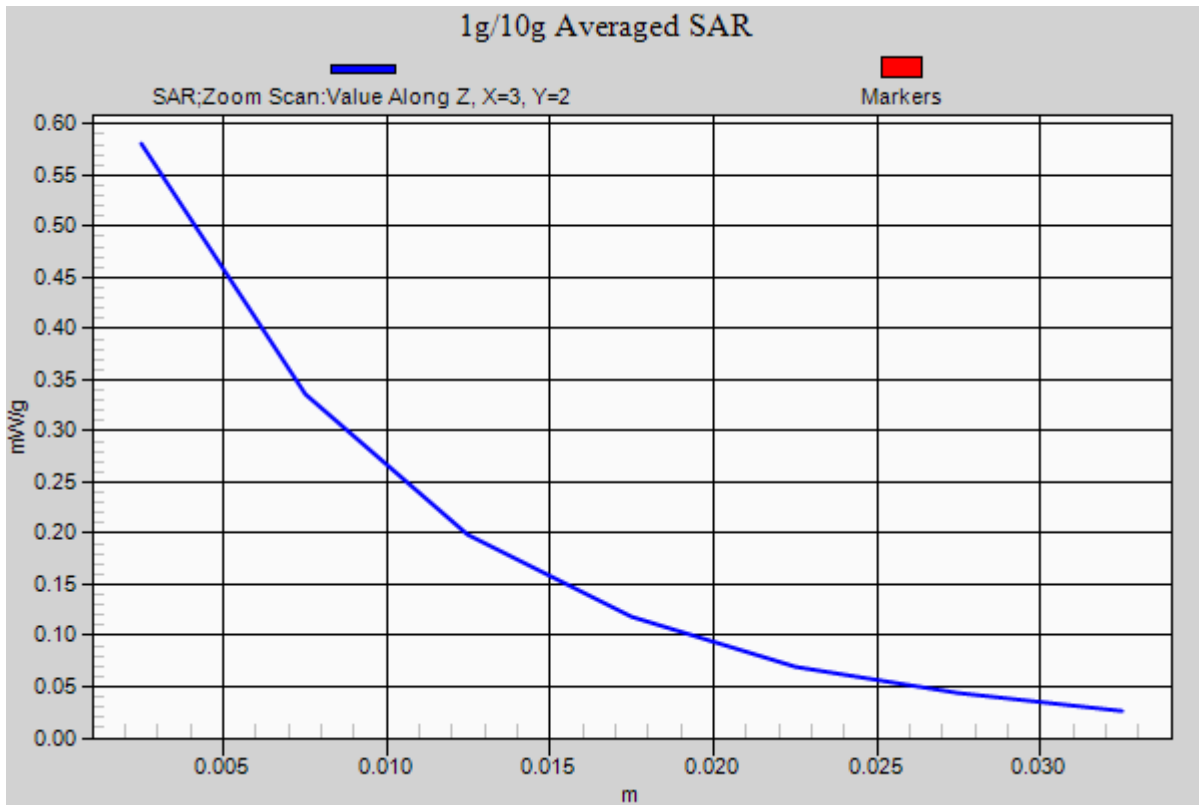
Reference Value = 10.871 V/m; Power Drift = 0.012 dB

Peak SAR (extrapolated) = 0.881 W/kg

SAR(1 g) = 0.449 mW/g; SAR(10 g) = 0.293 mW/g

Maximum value of SAR (measured) = 0.576 mW/g







Test Laboratory: Compliance Certification Services Inc.

June 14, 2012

EDGE850-Body-Hotspot Bottom Middle CH190

DUT: GSM Mobile Phone; Type: S728; Serial: N/A

Communication System: Generic EDGE; Communication System Band: EDGE850 (824.2 - 848.8 MHz);

Frequency: 848.6 MHz; Communication System PAR: 3.01 dB

Ambient: Temperature: 21 °C Relative humidity: 58% Liquid : Temperature: 20 °C

Medium parameters used (interpolated): $f = 836.6$ MHz; $\sigma = 0.969$ mho/m; $\epsilon_r = 55.572$; $\rho = 1000$ kg/m³

Phantom section: Flat Section

Measurement Standard: DASYS (IEEE/IEC/ANSI C63.19-2007)

DASY Configuration:

- Probe: EX3DV4 - SN3755; ConvF(9.07, 9.07, 9.07); Calibrated: 1/20/2012
- Sensor-Surface: 2.5mm (Mechanical Surface Detection)
- Electronics: DAE4 Sn1245; Calibrated: 1/11/2012
- Phantom: Twin SAM Phantom; Type: QD 000 P40 CD; Serial: 1609
- DASYS 52.8.0(692); SEMCAD X 14.6.4(4989)

EDGE850/ Bottom Middle CH190/Area Scan (51x81x1): Measurement grid: dx=15mm, dy=15mm

Maximum value of SAR (measured) = 0.441 mW/g


EDGE850/ Bottom Middle CH190/Zoom Scan (7x7x7)/Cube 0: Measurement grid: dx=5mm, dy=5mm, dz=5mm

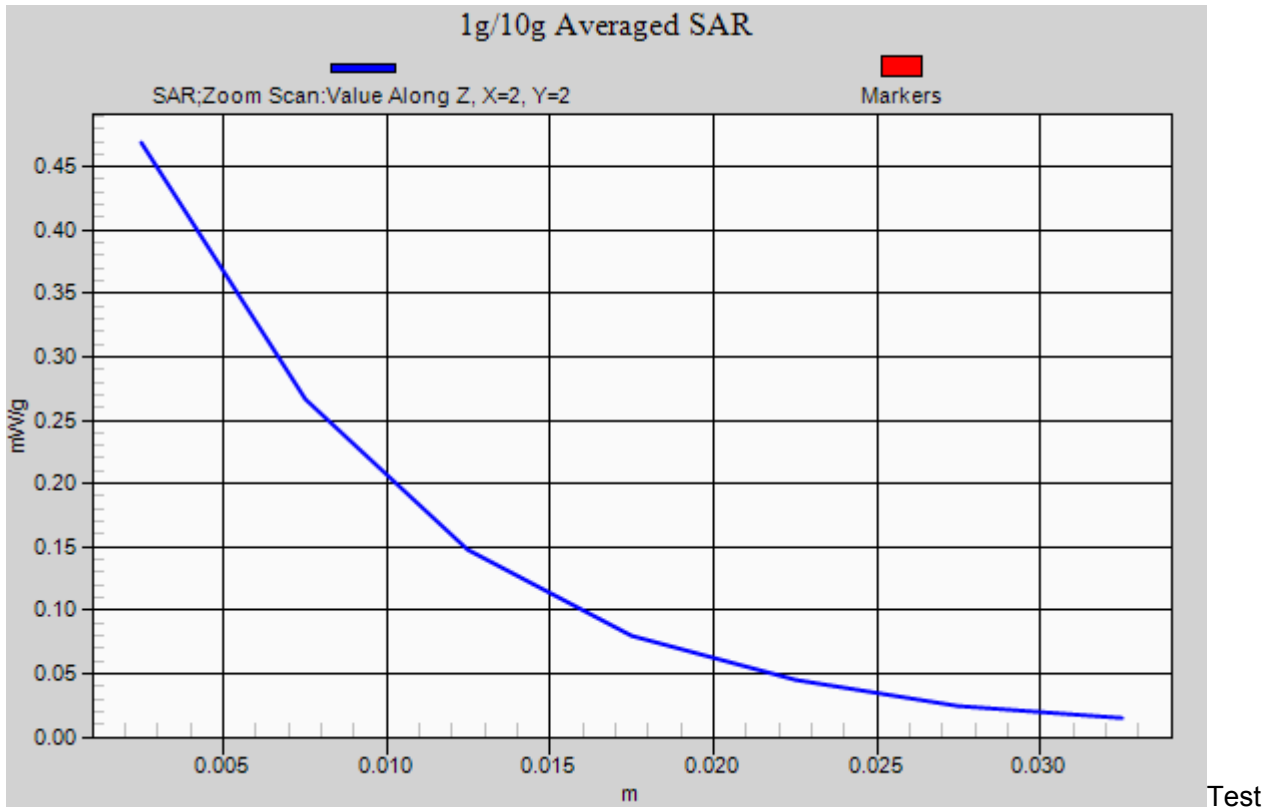
Reference Value = 11.770 V/m; Power Drift = -0.15 dB

Peak SAR (extrapolated) = 0.749 W/kg

SAR(1 g) = 0.311 mW/g; SAR(10 g) = 0.205 mW/g

Maximum value of SAR (measured) = 0.451 mW/g







Laboratory: Compliance Certification Services Inc.

June 14, 2012

EDGE850-Body-Hotspot Right Middle CH190

DUT: GSM Mobile Phone; Type: S728; Serial: N/A

Communication System: Generic EDGE; Communication System Band: EDGE850 (824.2 - 848.8 MHz);

Frequency: 848.6 MHz; Communication System PAR: 3.01 dB

Ambient: Temperature: 21 °C Relative humidity: 58% Liquid : Temperature: 20 °C

Medium parameters used (interpolated): $f = 836.6$ MHz; $\sigma = 0.969$ mho/m; $\epsilon_r = 55.572$; $\rho = 1000$ kg/m³

Phantom section: Flat Section

Measurement Standard: DASYS (IEEE/IEC/ANSI C63.19-2007)

DASY Configuration:

- Probe: EX3DV4 - SN3755; ConvF(9.07, 9.07, 9.07); Calibrated: 1/20/2012
- Sensor-Surface: 2.5mm (Mechanical Surface Detection)
- Electronics: DAE4 Sn1245; Calibrated: 1/11/2012
- Phantom: Twin SAM Phantom; Type: QD 000 P40 CD; Serial: 1609
- DASYS 52.8.0(692); SEMCAD X 14.6.4(4989)

EDGE850/ Right Middle CH190/Area Scan (81x31x1): Measurement grid: dx=15mm, dy=15mm

Maximum value of SAR (measured) = 0.208 mW/g

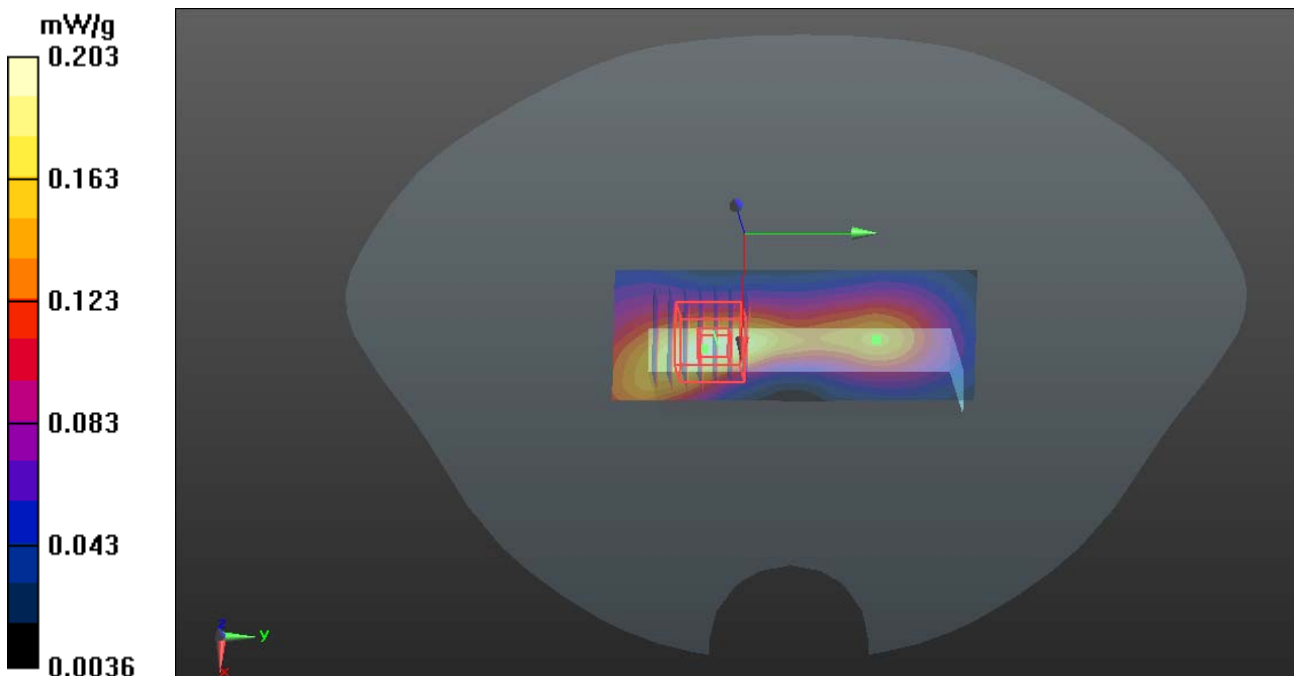
EDGE850/ Right Middle CH190/Zoom Scan (7x7x7)/Cube 0: Measurement grid: dx=5mm, dy=5mm, dz=5mm

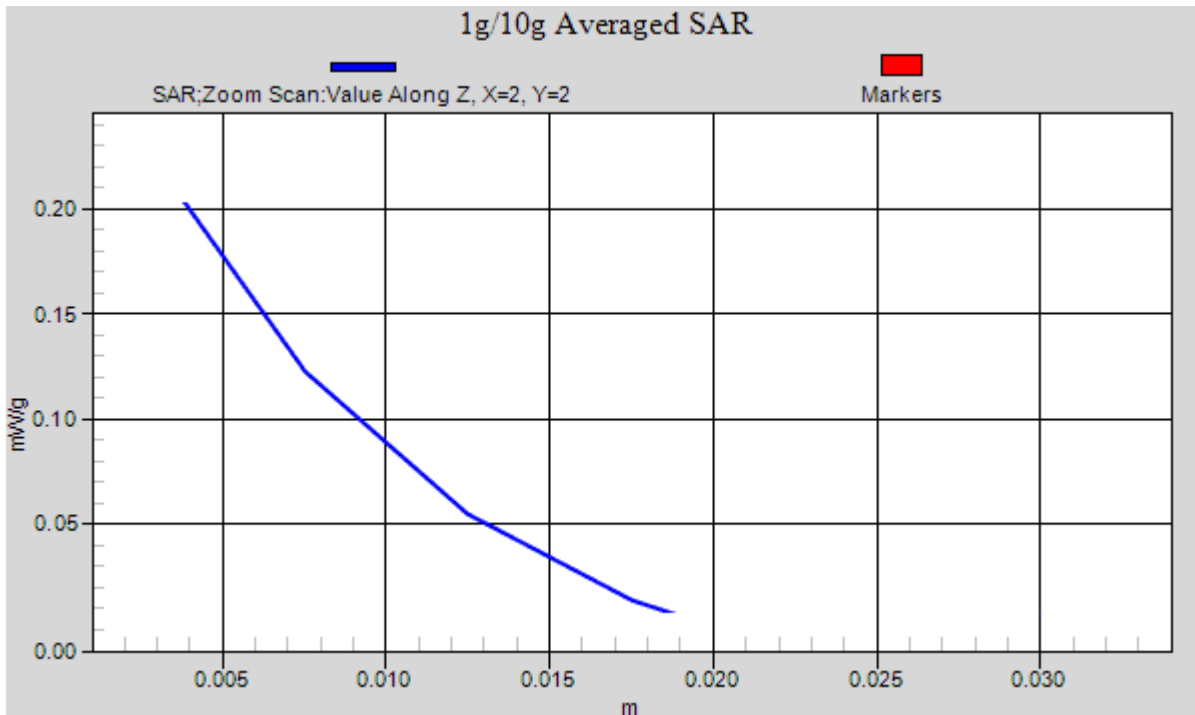
Reference Value = 16.427 V/m; Power Drift = -0.02 dB

Peak SAR (extrapolated) = 0.558 W/kg

SAR(1 g) = 0.148 mW/g; SAR(10 g) = 0.101 mW/g

Maximum value of SAR (measured) = 0.203 mW/g







Test Laboratory: Compliance Certification Services Inc.

June 14, 2012

EDGE850-Body-Hotspot Left Middle CH190

DUT: GSM Mobile Phone; Type: S728; Serial: N/A

Communication System: Generic EDGE; Communication System Band: EDGE850 (824.2 - 848.8 MHz);

Frequency: 848.6 MHz; Communication System PAR: 3.01 dB

Ambient: Temperature: 21 °C Relative humidity: 58% Liquid : Temperature: 20 °C

Medium parameters used (interpolated): $f = 836.6$ MHz; $\sigma = 0.969$ mho/m; $\epsilon_r = 55.572$; $\rho = 1000$ kg/m³

Phantom section: Flat Section

Measurement Standard: DASYS (IEEE/IEC/ANSI C63.19-2007)

DASY Configuration:

- Probe: EX3DV4 - SN3755; ConvF(9.07, 9.07, 9.07); Calibrated: 1/20/2012
- Sensor-Surface: 2.5mm (Mechanical Surface Detection)
- Electronics: DAE4 Sn1245; Calibrated: 1/11/2012
- Phantom: Twin SAM Phantom; Type: QD 000 P40 CD; Serial: 1609
- DASYS 52.8.0(692); SEMCAD X 14.6.4(4989)

EDGE850/ Left Middle CH190/Area Scan (81x31x1): Measurement grid: dx=15mm, dy=15mm

Maximum value of SAR (measured) = 0.340 mW/g

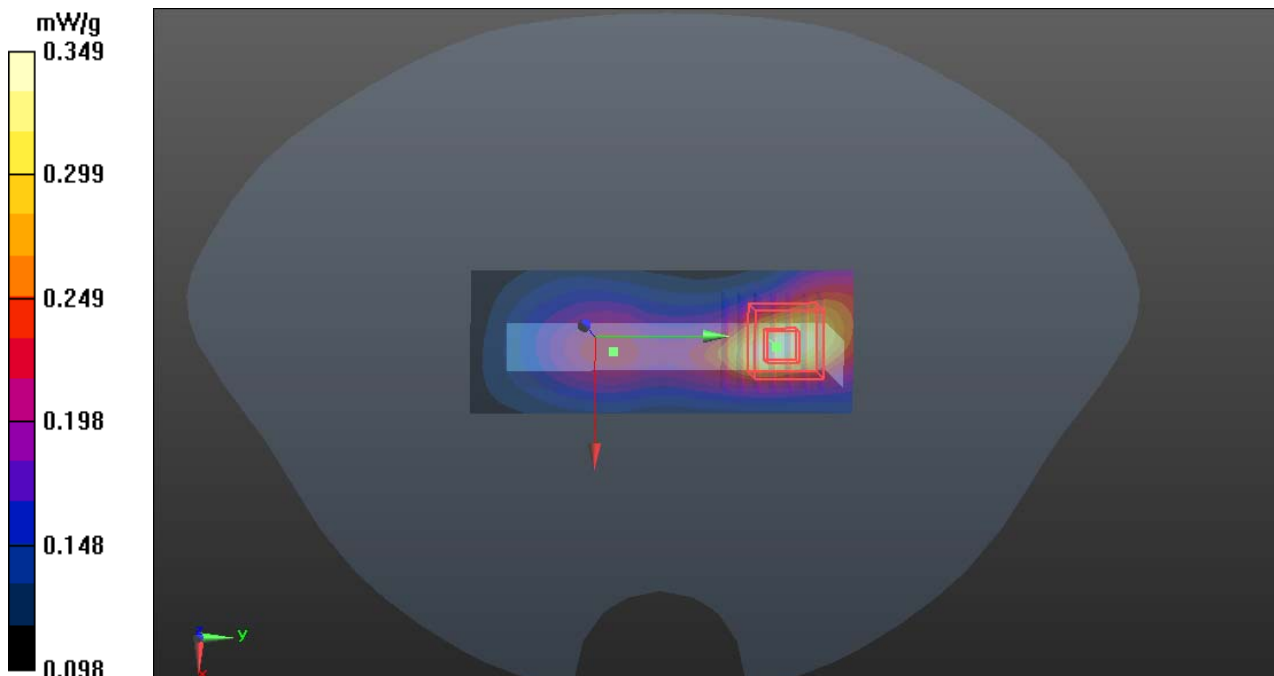
EDGE850/ Left Middle CH190/Zoom Scan (7x7x7)/Cube 0: Measurement grid: dx=5mm, dy=5mm, dz=5mm

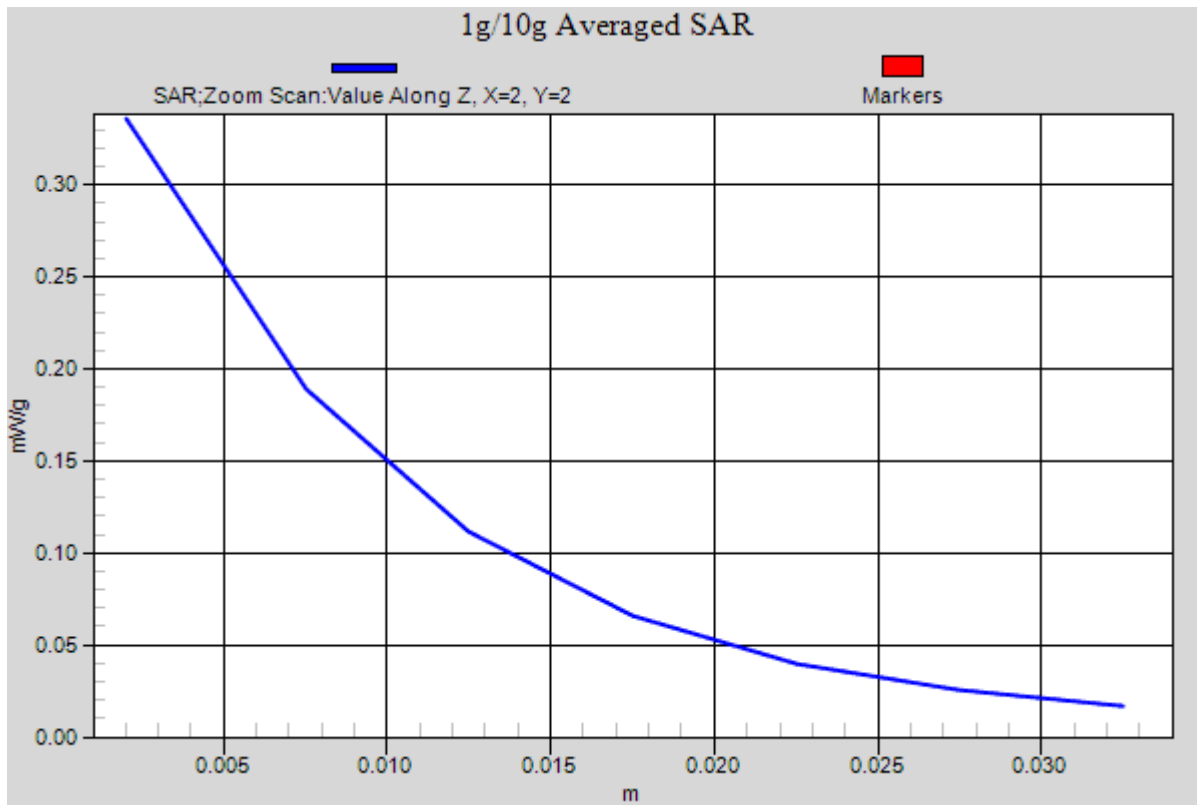
Reference Value = 10.081 V/m; Power Drift = 0.05 dB

Peak SAR (extrapolated) = 0.624 W/kg

SAR(1 g) = 0.157 mW/g; SAR(10 g) = 0.109 mW/g

Maximum value of SAR (measured) = 0.349 mW/g







Test Laboratory: Compliance Certification Services Inc.

June 15, 2012

PCS-1900-Body-Hotspot Up Middle CH661

DUT: GSM Mobile Phone; Type: S728; Serial: N/A

Communication System: Generic GSM; Communication System Band: PCS 1900 (1850.2 - 1909.8MHz);

Frequency: 1880 MHz; Communication System PAR: 9.03 dB

Ambient: Temperature: 21 °C Relative humidity: 58% Liquid : Temperature: 20 °C

Medium parameters used: $f = 1880\text{MHz}$; $\sigma = 1.52\text{mho/m}$; $\epsilon_r = 53.258$; $\rho = 1000\text{ kg/m}^3$

Phantom section: Flat Section

Measurement Standard: DASYS (IEEE/IEC/ANSI C63.19-2007)

DASY Configuration:

- Probe: EX3DV4 - SN3755; ConvF(9.07, 9.07, 9.07); Calibrated: 1/20/2012
- Sensor-Surface: 2.5mm (Mechanical Surface Detection)
- Electronics: DAE4 Sn1245; Calibrated: 1/11/2012
- Phantom: Twin SAM Phantom; Type: QD 000 P40 CD; Serial: 1609
- DASYS 52.8.0(692); SEMCAD X 14.6.4(4989)

PCS1900/ Up Middle CH661/Area Scan (51x81x1): Measurement grid: $dx=15\text{mm}$, $dy=15\text{mm}$

Maximum value of SAR (measured) = 0.313 mW/g

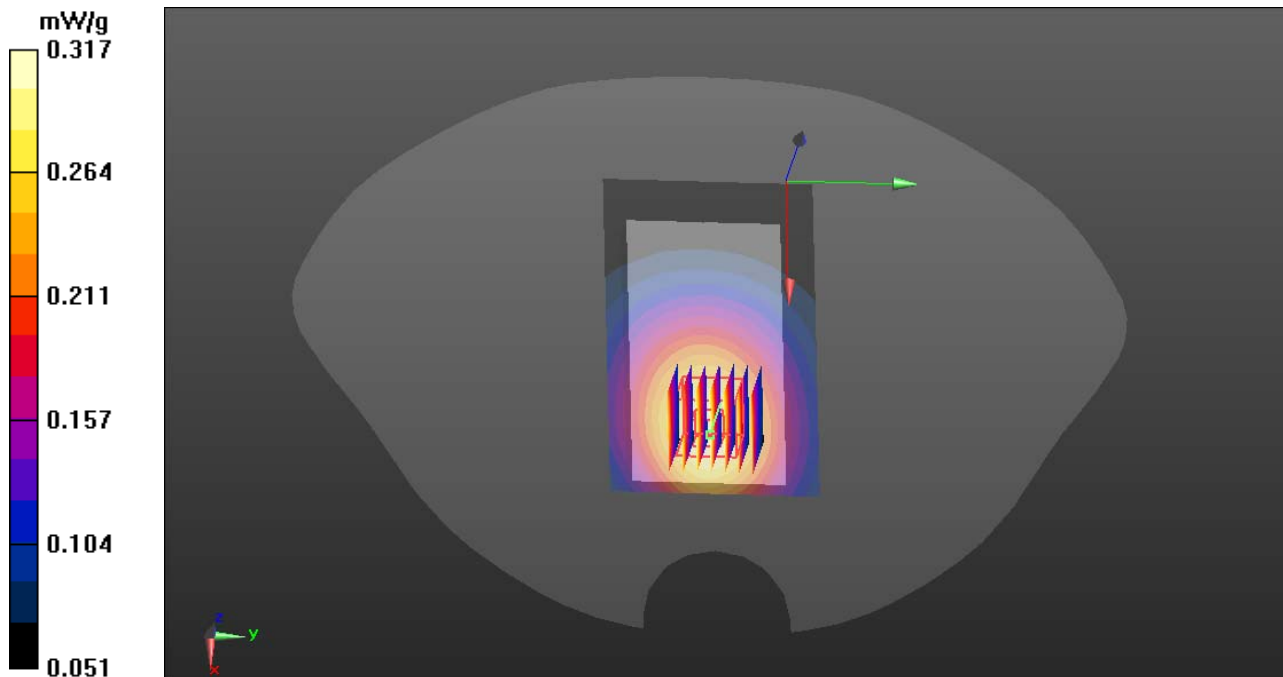
PCS1900/ Up Middle CH661/Zoom Scan (7x7x7)/Cube 0: Measurement grid: $dx=5\text{mm}$, $dy=5\text{mm}$, $dz=5\text{mm}$

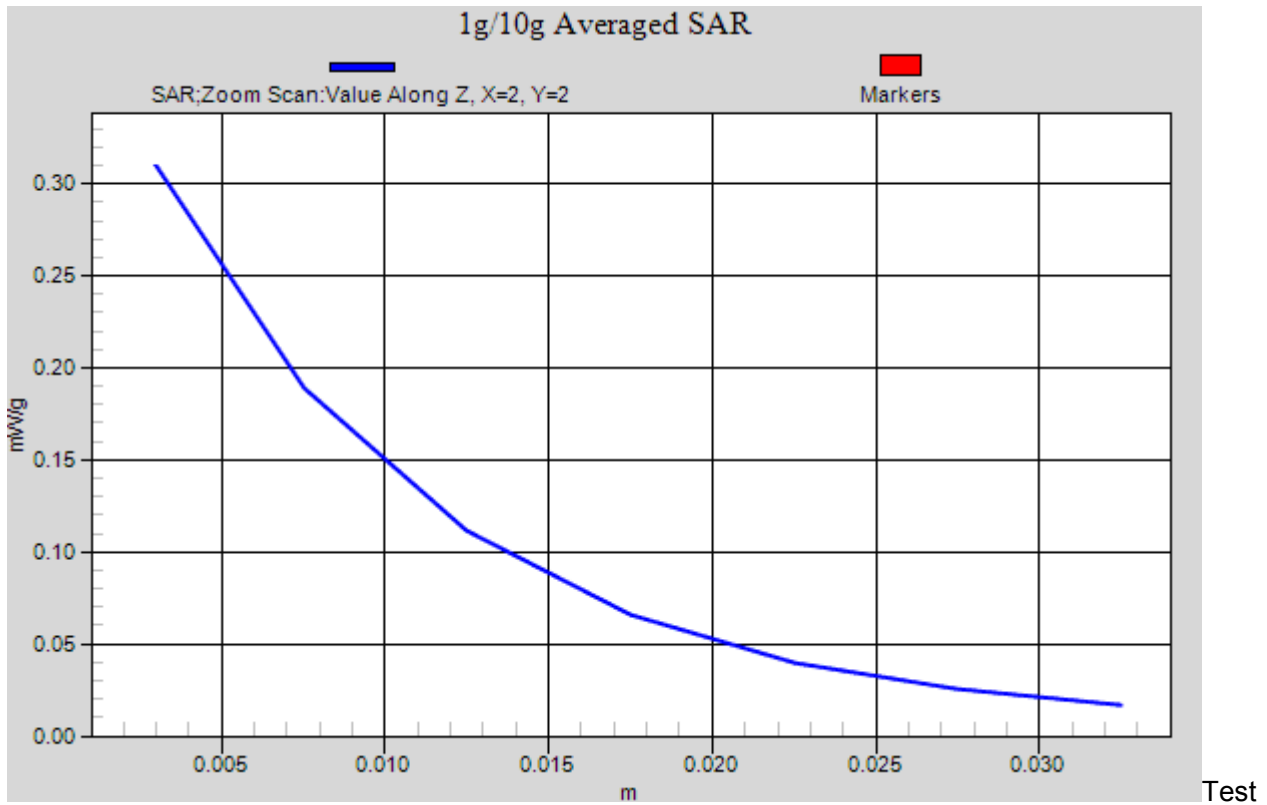
Reference Value = 15.949 V/m; Power Drift = 0.17 dB

Peak SAR (extrapolated) = 0.510 W/kg

SAR(1 g) = 0.213 mW/g; SAR(10 g) = 0.140 mW/g

Maximum value of SAR (measured) = 0.317 mW/g







Laboratory: Compliance Certification Services Inc.

June 15, 2012

PCS-1900-Body-Hotspot Down Middle CH661

DUT: GSM Mobile Phone; Type: S728; Serial: N/A

Communication System: Generic GSM; Communication System Band: PCS 1900 (1850.2 - 1909.8MHz);

Frequency: 1880 MHz; Communication System PAR: 9.03 dB

Ambient: Temperature: 21 °C Relative humidity: 58% Liquid : Temperature: 20 °C

Medium parameters used: $f = 1880\text{MHz}$; $\sigma = 1.52\text{mho/m}$; $\epsilon_r = 53.258$; $\rho = 1000\text{ kg/m}^3$

Phantom section: Flat Section

Measurement Standard: DASYS (IEEE/IEC/ANSI C63.19-2007)

DASY Configuration:

- Probe: EX3DV4 - SN3755; ConvF(9.07, 9.07, 9.07); Calibrated: 1/20/2012
- Sensor-Surface: 2.5mm (Mechanical Surface Detection)
- Electronics: DAE4 Sn1245; Calibrated: 1/11/2012
- Phantom: Twin SAM Phantom; Type: QD 000 P40 CD; Serial: 1609
- DASYS 52.8.0(692); SEMCAD X 14.6.4(4989)

PCS1900/ Down Middle CH661/Area Scan (51x81x1): Measurement grid: $dx=15\text{mm}$, $dy=15\text{mm}$

Maximum value of SAR (measured) = 0.473 mW/g

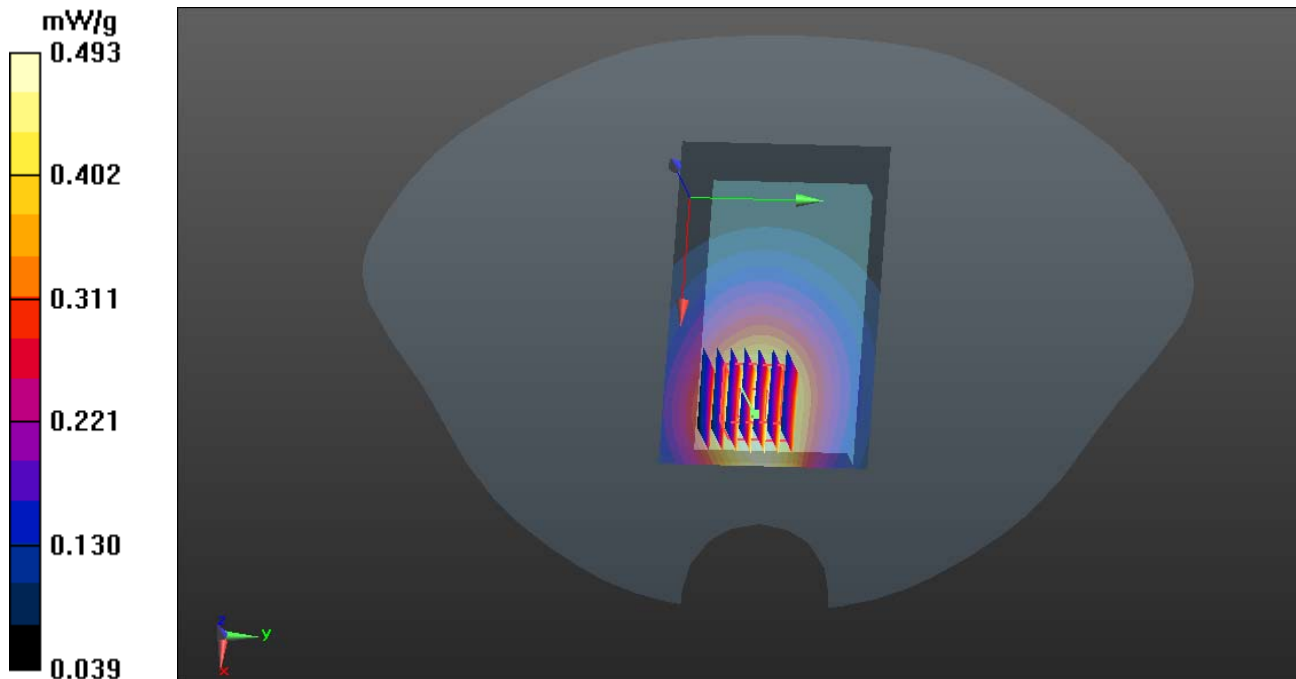
PCS1900/ Down Middle CH661/Zoom Scan (7x7x7)/Cube 0: Measurement grid: $dx=5\text{mm}$, $dy=5\text{mm}$, $dz=5\text{mm}$

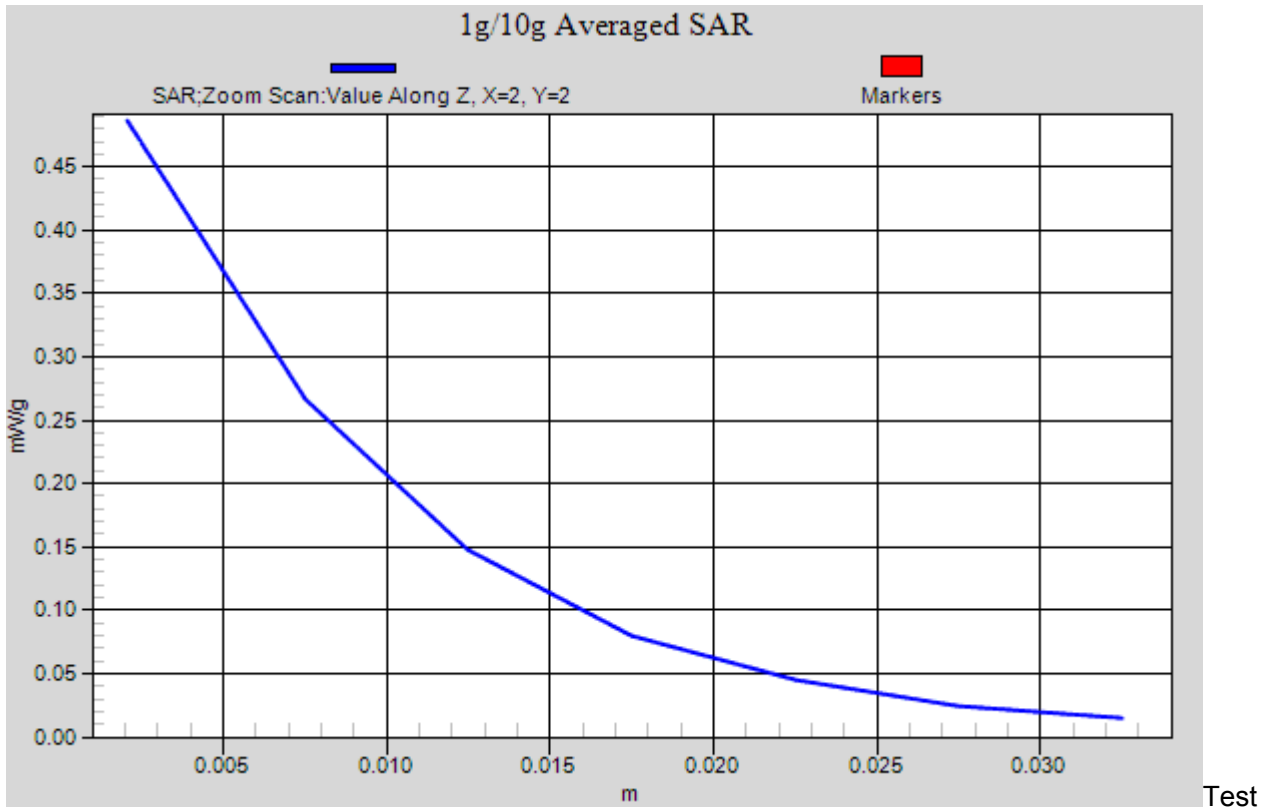
Reference Value = 15.255 V/m; Power Drift = 0.11 dB

Peak SAR (extrapolated) = 0.676 W/kg

SAR(1 g) = 0.361 mW/g; SAR(10 g) = 0.249 mW/g

Maximum value of SAR (measured) = 0.493 mW/g







Laboratory: Compliance Certification Services Inc.

June 15, 2012

PCS-1900-Body-Hotspot Bottom Middle CH661

DUT: GSM Mobile Phone; Type: S728; Serial: N/A

Communication System: Generic GSM; Communication System Band: PCS 1900 (1850.2 - 1909.8MHz);

Frequency: 1880 MHz; Communication System PAR: 9.03 dB

Ambient: Temperature: 21 °C Relative humidity: 58% Liquid : Temperature: 20 °C

Medium parameters used: $f = 1880\text{MHz}$; $\sigma = 1.52\text{mho/m}$; $\epsilon_r = 53.258$; $\rho = 1000\text{ kg/m}^3$

Phantom section: Flat Section

Measurement Standard: DASYS (IEEE/IEC/ANSI C63.19-2007)

DASY Configuration:

- Probe: EX3DV4 - SN3755; ConvF(9.07, 9.07, 9.07); Calibrated: 1/20/2012
- Sensor-Surface: 2.5mm (Mechanical Surface Detection)
- Electronics: DAE4 Sn1245; Calibrated: 1/11/2012
- Phantom: Twin SAM Phantom; Type: QD 000 P40 CD; Serial: 1609
- DASYS 52.8.0(692); SEMCAD X 14.6.4(4989)

PCS1900/ Bottom Middle CH661/Area Scan (51x31x1): Measurement grid: dx=15mm, dy=15mm

Maximum value of SAR (measured) = 0.580 mW/g

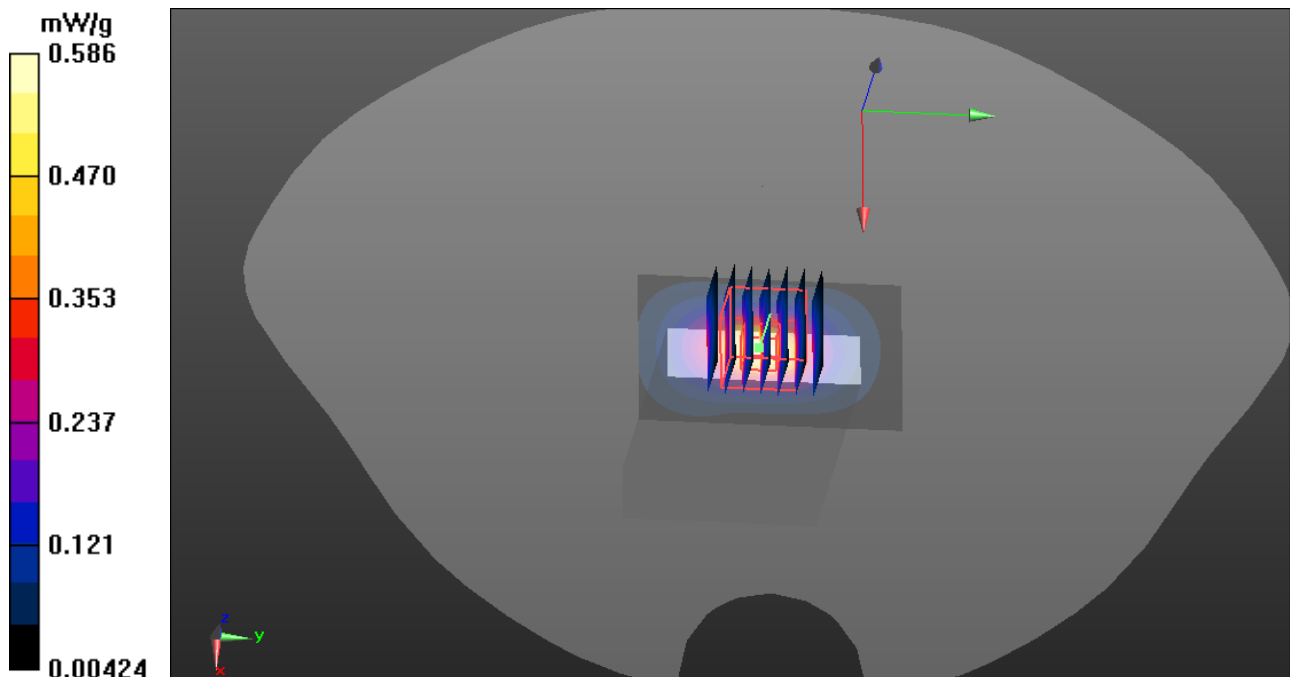
PCS1900/ Bottom Middle CH661/Zoom Scan (7x7x7)/Cube 0: Measurement grid: dx=5mm, dy=5mm, dz=5mm

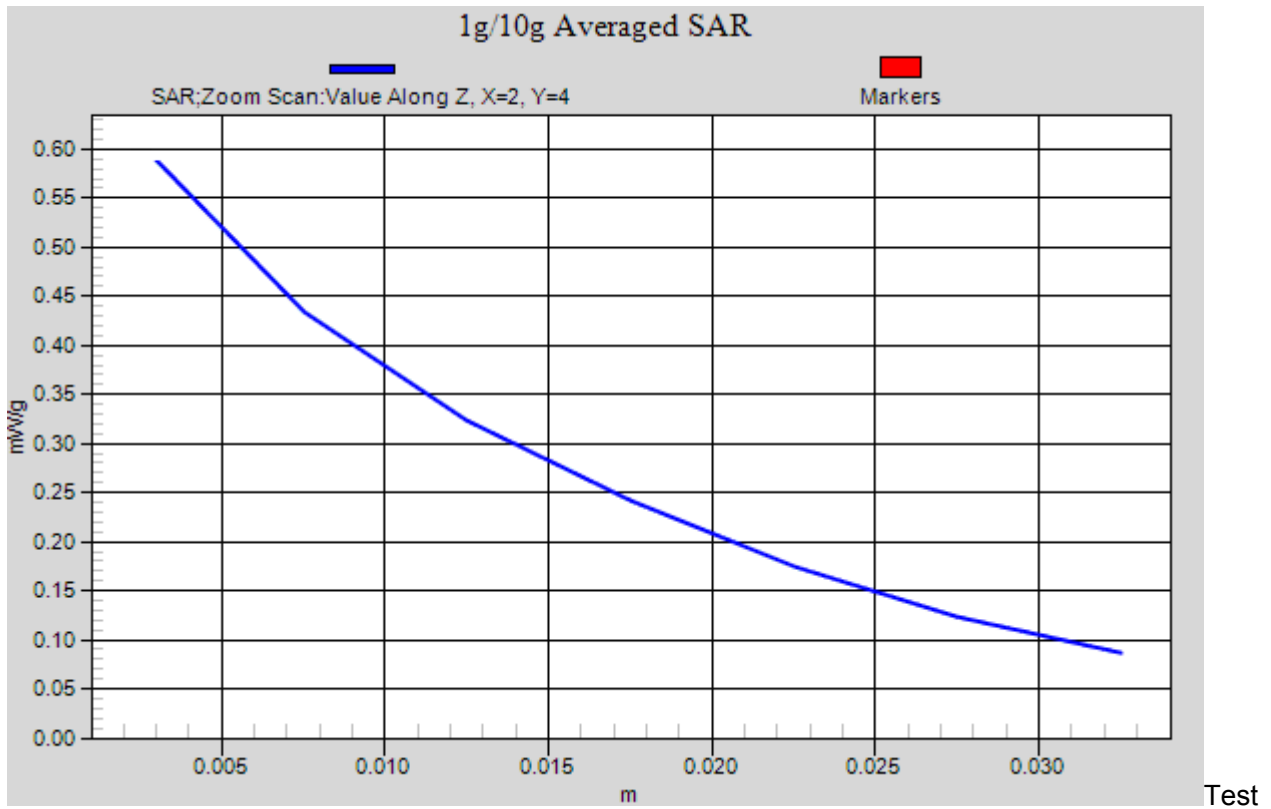
Reference Value = 16.367 V/m; Power Drift = -0.16 dB

Peak SAR (extrapolated) = 0.896 W/kg

SAR(1 g) = 0.483 mW/g; SAR(10 g) = 0.313mW/g

Maximum value of SAR (measured) = 0.586 mW/g







Laboratory: Compliance Certification Services Inc.

June 15, 2012

PCS-1900-Body-Hotspot Right Middle CH661

DUT: GSM Mobile Phone; Type: S728; Serial: N/A

Communication System: Generic GSM; Communication System Band: PCS 1900 (1850.2 - 1909.8MHz);

Frequency: 1880 MHz; Communication System PAR: 9.03 dB

Ambient: Temperature: 21 °C Relative humidity: 58% Liquid : Temperature: 20 °C

Medium parameters used: $f = 1880\text{MHz}$; $\sigma = 1.52\text{mho/m}$; $\epsilon_r = 53.258$; $\rho = 1000\text{ kg/m}^3$

Phantom section: Flat Section

Measurement Standard: DASYS (IEEE/IEC/ANSI C63.19-2007)

DASY Configuration:

- Probe: EX3DV4 - SN3755; ConvF(9.07, 9.07, 9.07); Calibrated: 1/20/2012
- Sensor-Surface: 2.5mm (Mechanical Surface Detection)
- Electronics: DAE4 Sn1245; Calibrated: 1/11/2012
- Phantom: Twin SAM Phantom; Type: QD 000 P40 CD; Serial: 1609
- DASYS 52.8.0(692); SEMCAD X 14.6.4(4989)

PCS1900/ Right Middle CH661/Area Scan (81x31x1): Measurement grid: $dx=15\text{mm}$, $dy=15\text{mm}$

Maximum value of SAR (measured) = 0.244 mW/g

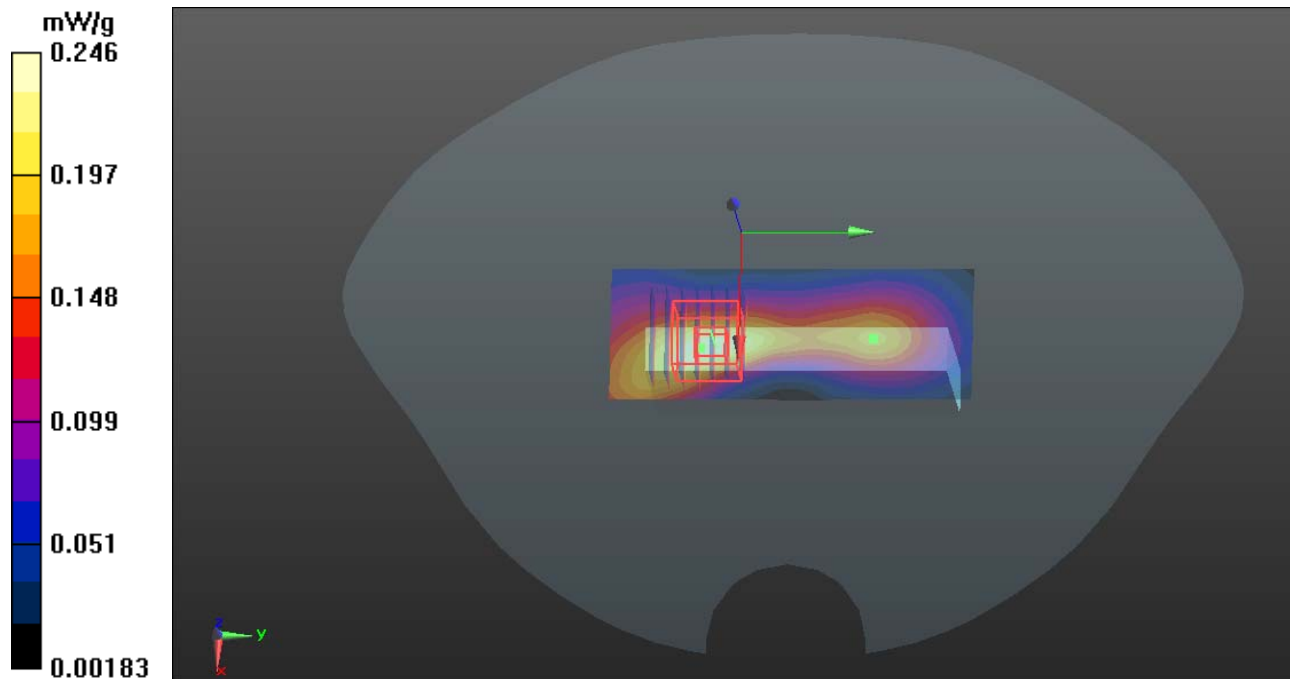
PCS1900/ Right Middle CH661/Zoom Scan (7x7x7)/Cube 0: Measurement grid: $dx=5\text{mm}$, $dy=5\text{mm}$, $dz=5\text{mm}$

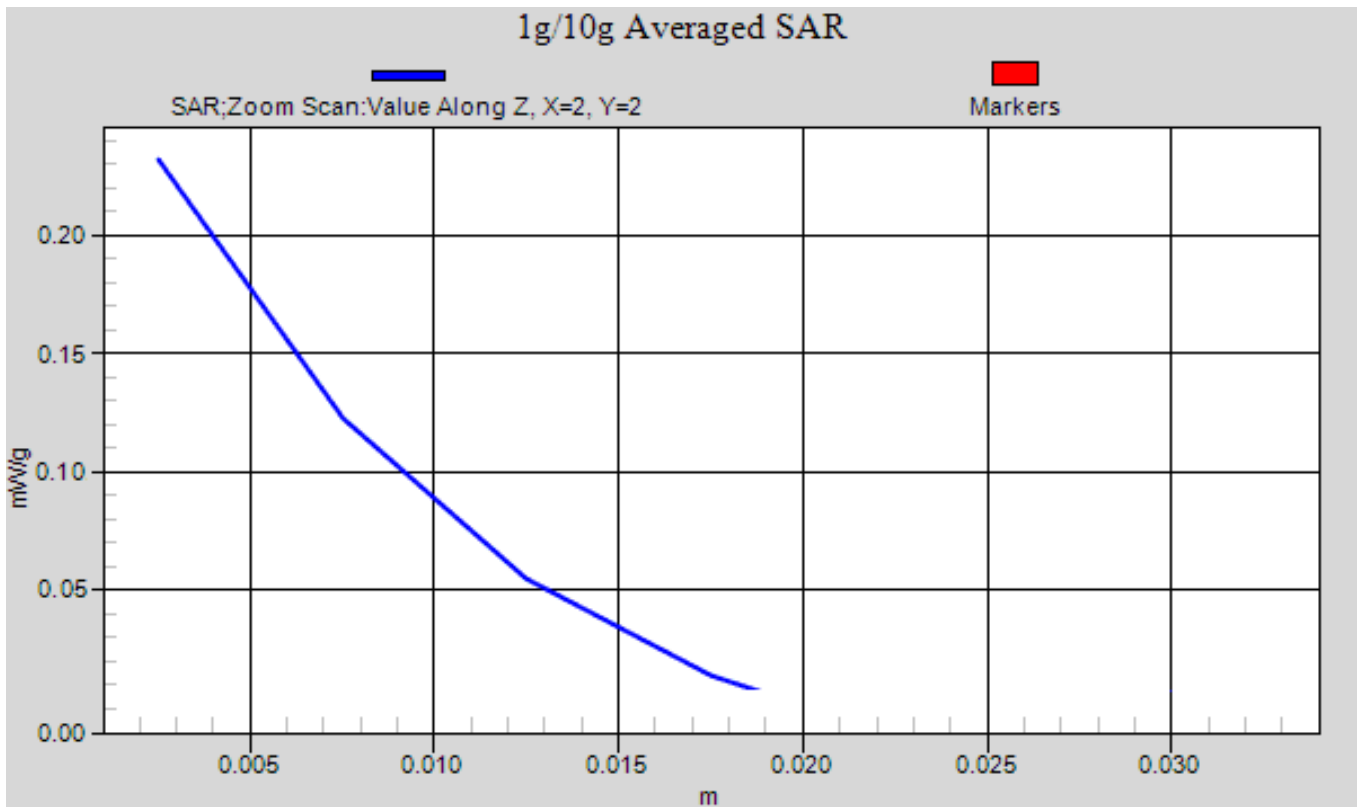
Reference Value = 6.272 V/m; Power Drift = 0.01 dB

Peak SAR (extrapolated) = 0.615 W/kg

SAR(1 g) = 0.180 mW/g; SAR(10 g) = 0.101 mW/g

Maximum value of SAR (measured) = 0.246 mW/g







Test Laboratory: Compliance Certification Services Inc.

June 15, 2012

PCS 1900-Body-Hotspot Left Middle CH661

DUT: GSM Mobile Phone; Type: S728; Serial: N/A

Communication System: Generic GSM; Communication System Band: PCS 1900 (1850.2 - 1909.8MHz);

Frequency: 1880 MHz; Communication System PAR: 9.03 dB

Ambient: Temperature: 21 °C Relative humidity: 58% Liquid : Temperature: 20 °C

Medium parameters used: $f = 1880\text{MHz}$; $\sigma = 1.52\text{mho/m}$; $\epsilon_r = 53.258$; $\rho = 1000\text{ kg/m}^3$

Phantom section: Flat Section

Measurement Standard: DASYS (IEEE/IEC/ANSI C63.19-2007)

DASY5 Configuration:

- Probe: EX3DV4 - SN3755; ConvF(9.07, 9.07, 9.07); Calibrated: 1/20/2012
- Sensor-Surface: 2.5mm (Mechanical Surface Detection)
- Electronics: DAE4 Sn1245; Calibrated: 1/11/2012
- Phantom: Twin SAM Phantom; Type: QD 000 P40 CD; Serial: 1609
- Measurement SW: DASYS 52.8.0(692); SEMCAD X 14.6.4(4989)

PCS1900/ Left Middle CH661/Area Scan (81x31x1): Measurement grid: $dx=15\text{mm}$, $dy=15\text{mm}$

Maximum value of SAR (measured) = 0.201 mW/g

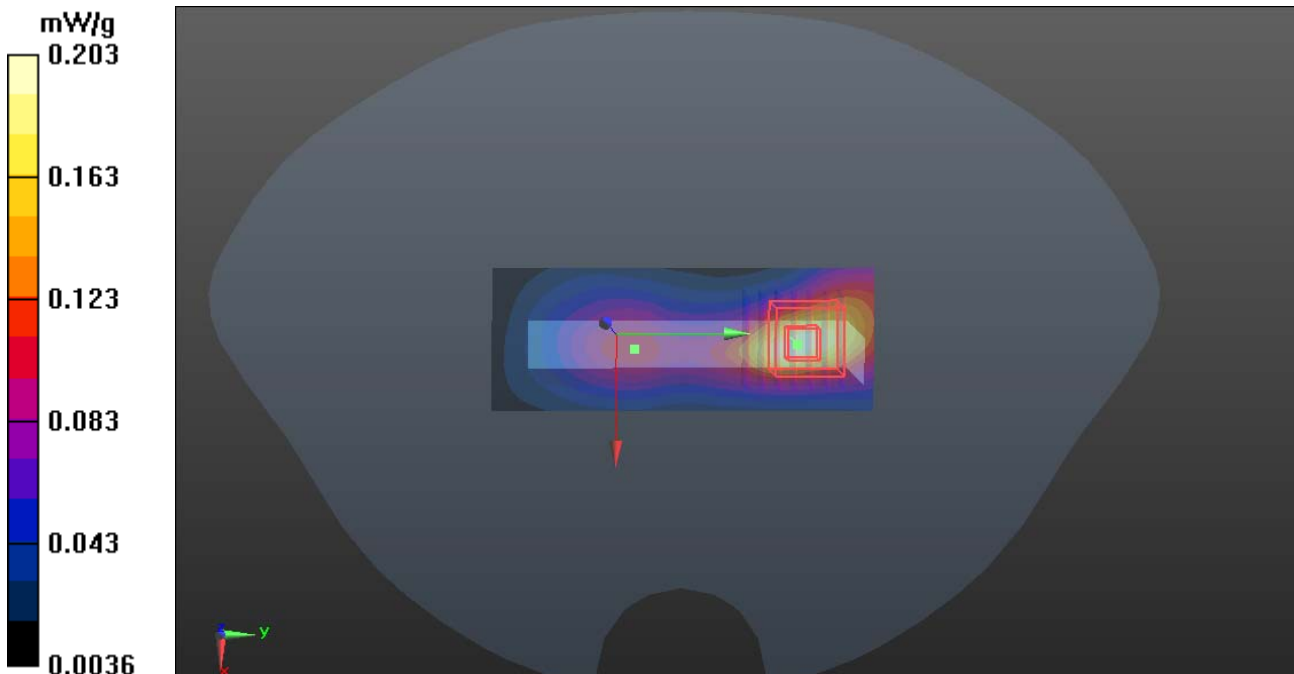
PCS1900/ Left Middle CH661/Zoom Scan (7x7x7)/Cube 0: Measurement grid: $dx=5\text{mm}$, $dy=5\text{mm}$, $dz=5\text{mm}$

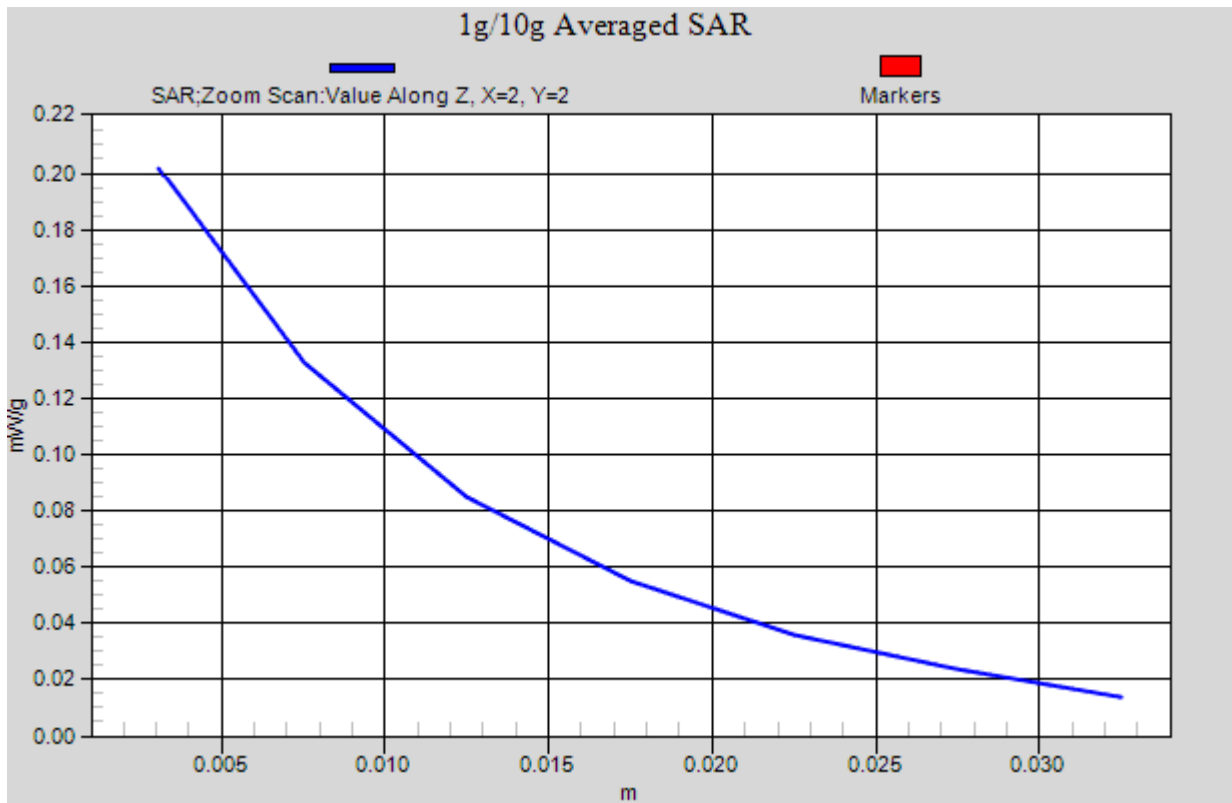
Reference Value = 6.378 V/m; Power Drift = 0.12 dB

Peak SAR (extrapolated) = 0.481 W/kg

SAR(1 g) = 0.144 mW/g; SAR(10 g) = 0.098 mW/g

Maximum value of SAR (measured) = 0.203 mW/g







Test Laboratory: Compliance Certification Services Inc.

June 15, 2012

GPRS-1900-Body-Hotspot Up Middle CH661

DUT: GSM Mobile Phone; Type: S728; Serial: N/A

Communication System: GPRS; Communication System Band: GPRS 1900 (1850.2 - 1909.8MHz);

Frequency: 1880 MHz; Communication System PAR: 3.01dB

Ambient: Temperature: 21 °C Relative humidity: 58% Liquid : Temperature: 20 °C

Medium parameters used: $f = 1880\text{MHz}$; $\sigma = 1.52\text{mho/m}$; $\epsilon_r = 53.258$; $\rho = 1000\text{ kg/m}^3$

Phantom section: Flat Section

Measurement Standard: DASYS (IEEE/IEC/ANSI C63.19-2007)

DASY Configuration:

- Probe: EX3DV4 - SN3755; ConvF(9.07, 9.07, 9.07); Calibrated: 1/20/2012
- Sensor-Surface: 2.5mm (Mechanical Surface Detection)
- Electronics: DAE4 Sn1245; Calibrated: 1/11/2012
- Phantom: Twin SAM Phantom; Type: QD 000 P40 CD; Serial: 1609
- DASYS 52.8.0(692); SEMCAD X 14.6.4(4989)

GPRS1900/ Up Middle CH661/Area Scan (51x81x1): Measurement grid: $dx=15\text{mm}$, $dy=15\text{mm}$

Maximum value of SAR (measured) = 0.333 mW/g

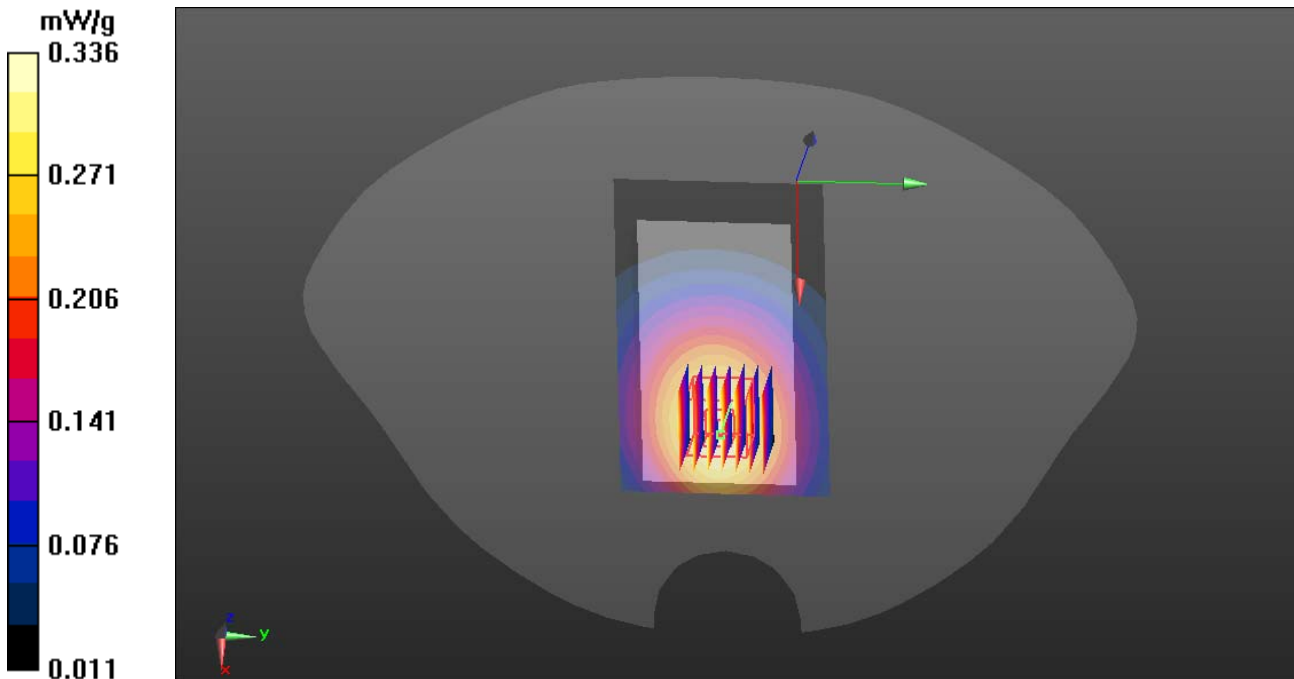
GPRS1900/ Up Middle CH661/Zoom Scan (7x7x7)/Cube 0: Measurement grid: $dx=5\text{mm}$, $dy=5\text{mm}$, $dz=5\text{mm}$

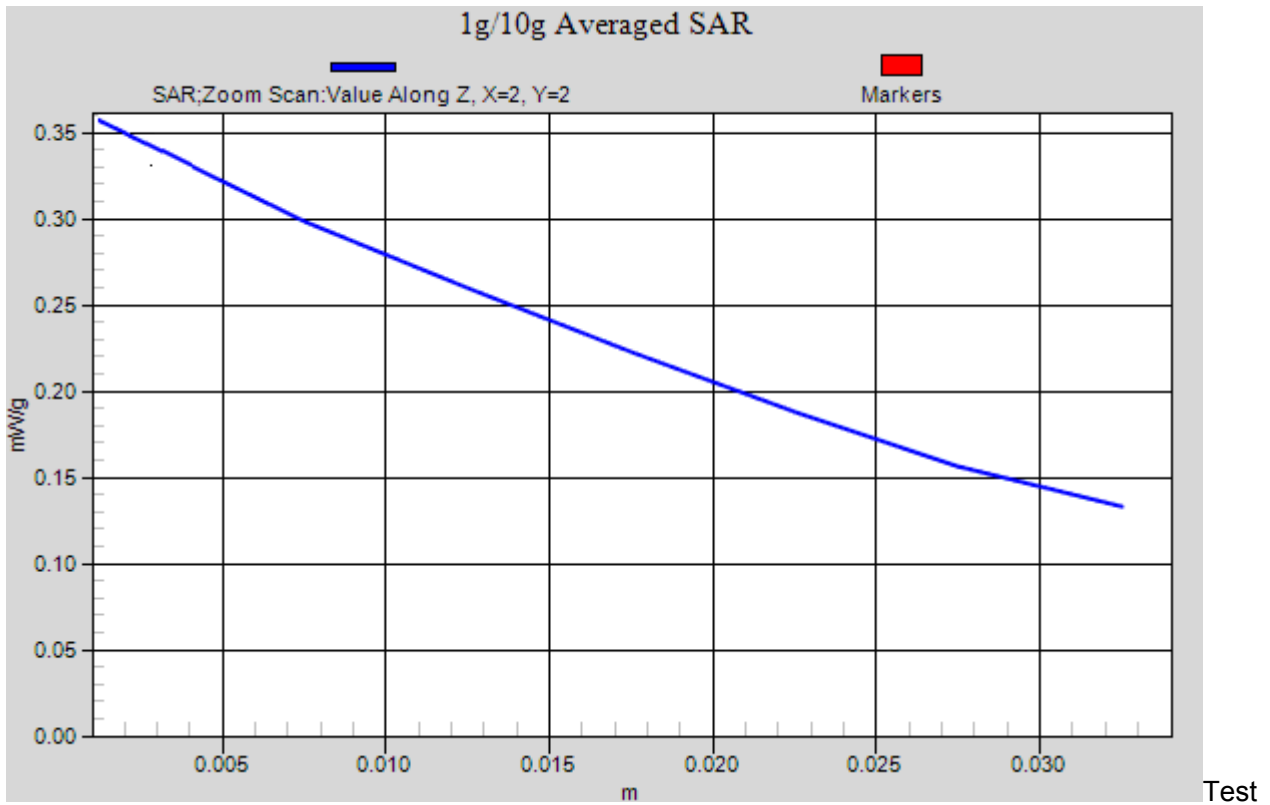
Reference Value = 15.949 V/m; Power Drift = 0.17 dB

Peak SAR (extrapolated) = 0.519 W/kg

SAR(1 g) = 0.203 mW/g; SAR(10 g) = 0.149 mW/g

Maximum value of SAR (measured) = 0.336mW/g







Laboratory: Compliance Certification Services Inc.

June 15, 2012

GPRS-1900-Body-Hotspot Down Middle CH661

DUT: GSM Mobile Phone; Type: S728; Serial: N/A

Communication System: GPRS; Communication System Band: GPRS 1900 (1850.2 - 1909.8MHz);

Frequency: 1880 MHz; Communication System PAR: 3.01dB

Ambient: Temperature: 21 °C Relative humidity: 58% Liquid : Temperature: 20 °C

Medium parameters used: $f = 1880\text{MHz}$; $\sigma = 1.52\text{mho/m}$; $\epsilon_r = 53.258$; $\rho = 1000\text{ kg/m}^3$

Phantom section: Flat Section

Measurement Standard: DASYS (IEEE/IEC/ANSI C63.19-2007)

DASY Configuration:

- Probe: EX3DV4 - SN3755; ConvF(9.07, 9.07, 9.07); Calibrated: 1/20/2012
- Sensor-Surface: 2.5mm (Mechanical Surface Detection)
- Electronics: DAE4 Sn1245; Calibrated: 1/11/2012
- Phantom: Twin SAM Phantom; Type: QD 000 P40 CD; Serial: 1609
- DASYS 52.8.0(692); SEMCAD X 14.6.4(4989)

GPRS1900/ Down Middle CH661/Area Scan (51x81x1): Measurement grid: $dx=15\text{mm}$, $dy=15\text{mm}$

Maximum value of SAR (measured) = 0.512 mW/g

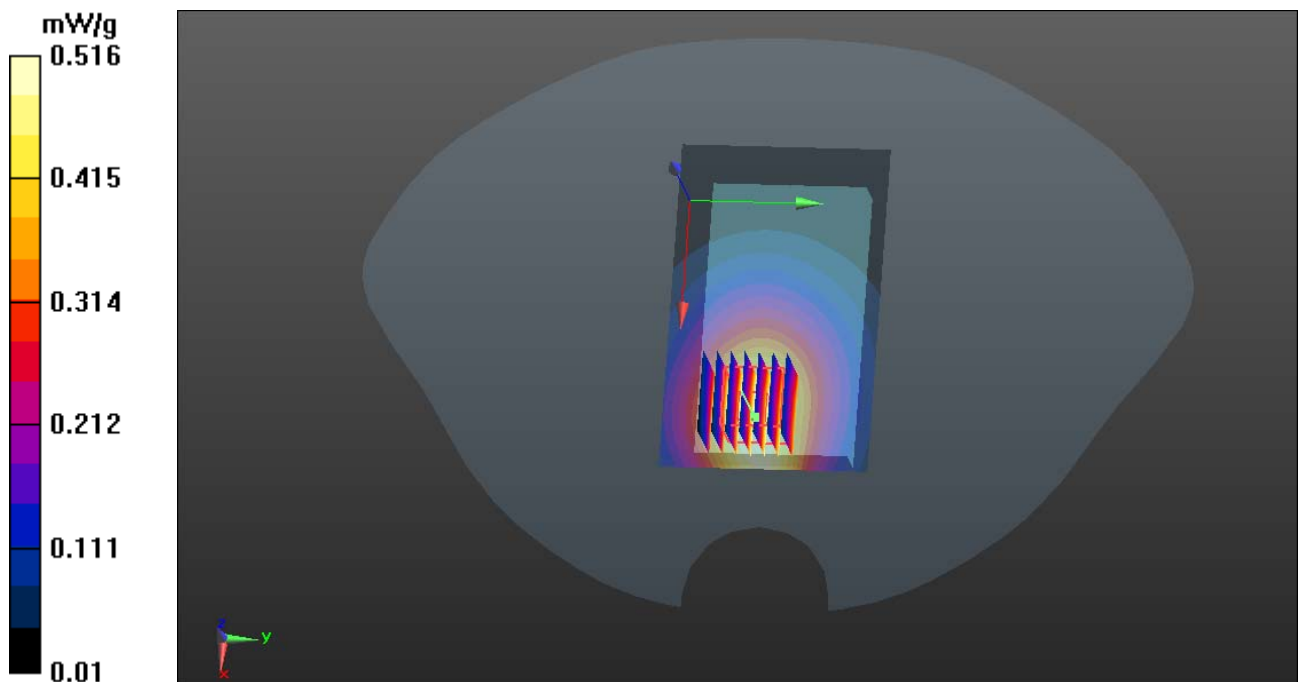
GPRS1900/ Down Middle CH661/Zoom Scan (7x7x7)/Cube 0: Measurement grid: $dx=5\text{mm}$, $dy=5\text{mm}$, $dz=5\text{mm}$

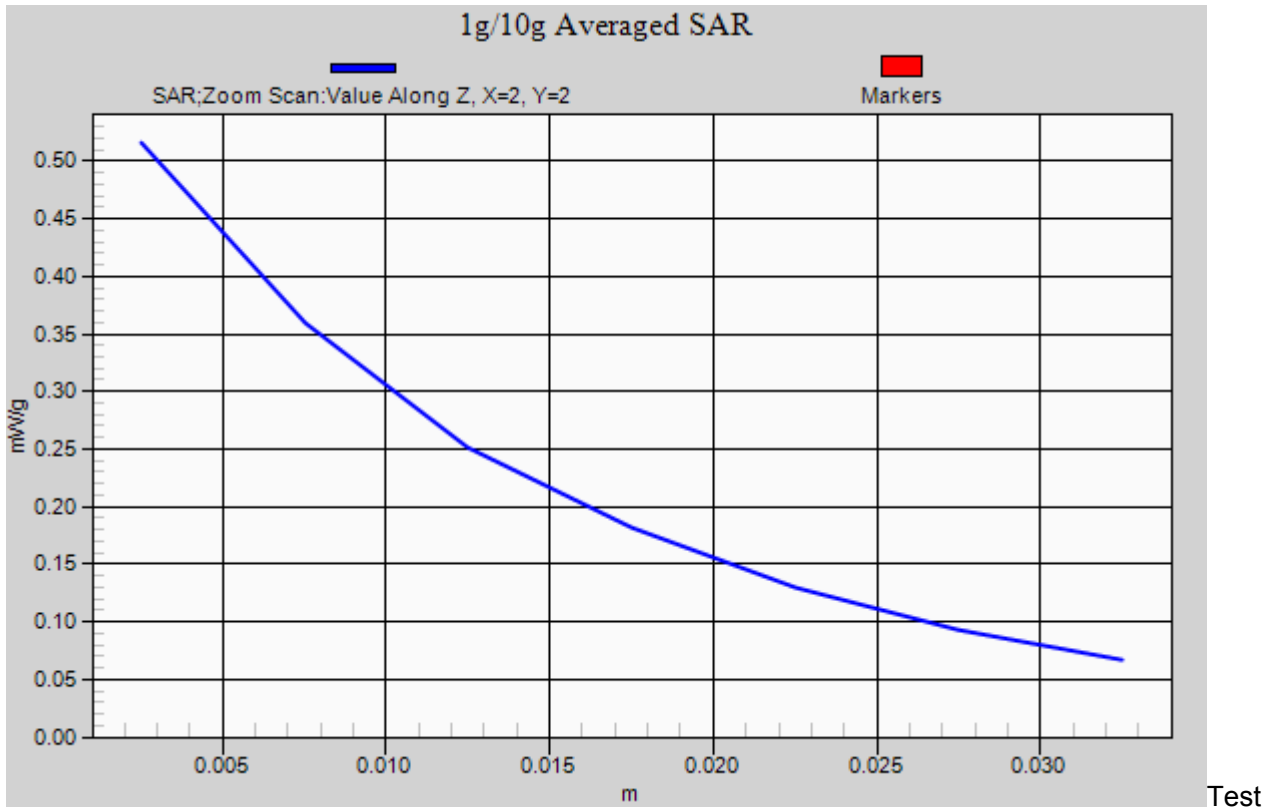
Reference Value = 14.255 V/m; Power Drift = 0.11 dB

Peak SAR (extrapolated) = 0.876 W/kg

SAR(1 g) = 0.351 mW/g; SAR(10 g) = 0.252 mW/g

Maximum value of SAR (measured) = 0.516 mW/g







Laboratory: Compliance Certification Services Inc.

June 15, 2012

GPRS-1900-Body-Hotspot Bottom Middle CH661

DUT: GSM Mobile Phone; Type: S728; Serial: N/A

Communication System: GPRS; Communication System Band: GPRS 1900 (1850.2 - 1909.8MHz);

Frequency: 1880 MHz; Communication System PAR: 3.01dB

Ambient: Temperature: 21 °C Relative humidity: 58% Liquid : Temperature: 20 °C

Medium parameters used: $f = 1880\text{MHz}$; $\sigma = 1.52\text{mho/m}$; $\epsilon_r = 53.258$; $\rho = 1000\text{ kg/m}^3$

Phantom section: Flat Section

Measurement Standard: DASYS (IEEE/IEC/ANSI C63.19-2007)

DASY Configuration:

- Probe: EX3DV4 - SN3755; ConvF(9.07, 9.07, 9.07); Calibrated: 1/20/2012
- Sensor-Surface: 2.5mm (Mechanical Surface Detection)
- Electronics: DAE4 Sn1245; Calibrated: 1/11/2012
- Phantom: Twin SAM Phantom; Type: QD 000 P40 CD; Serial: 1609
- DASYS 52.8.0(692); SEMCAD X 14.6.4(4989)

GPRS1900/ Bottom Middle CH661/Area Scan (51x31x1): Measurement grid: $dx=15\text{mm}$, $dy=15\text{mm}$

Maximum value of SAR (measured) = 0.531 mW/g

GPRS1900/ Bottom Middle CH661/Zoom Scan (7x7x7)/Cube 0: Measurement grid: $dx=5\text{mm}$,

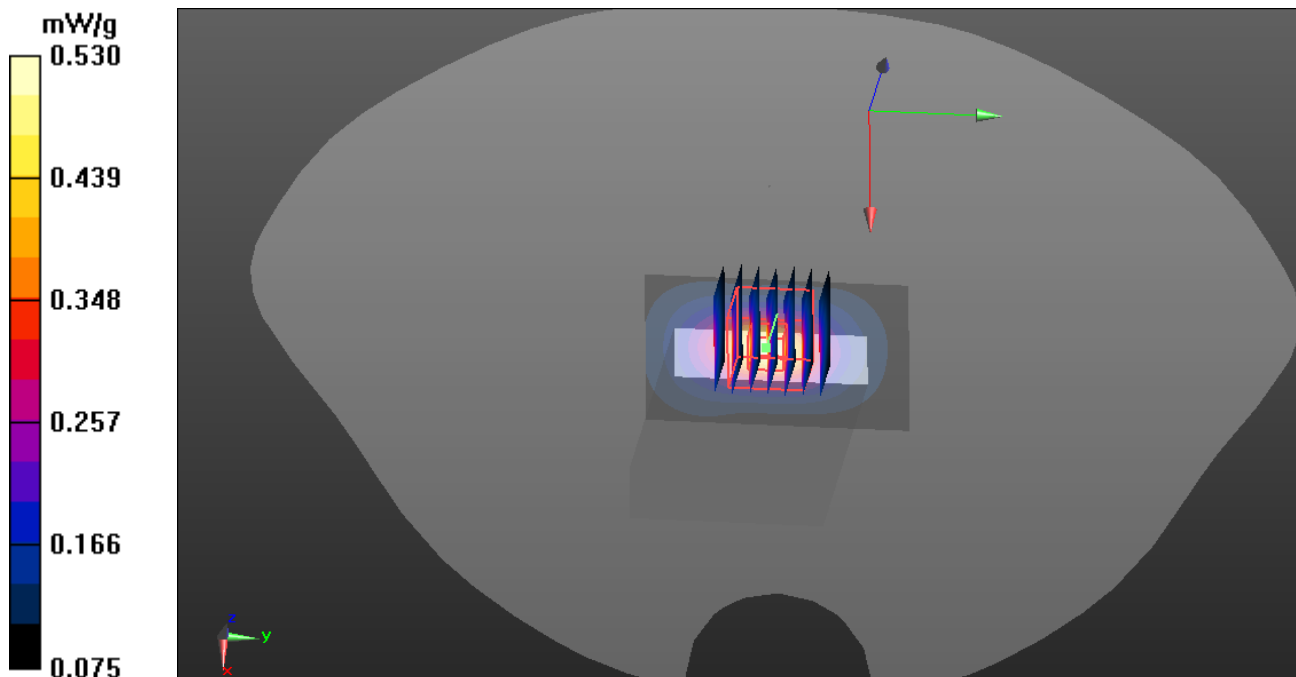
$dy=5\text{mm}$, $dz=5\text{mm}$

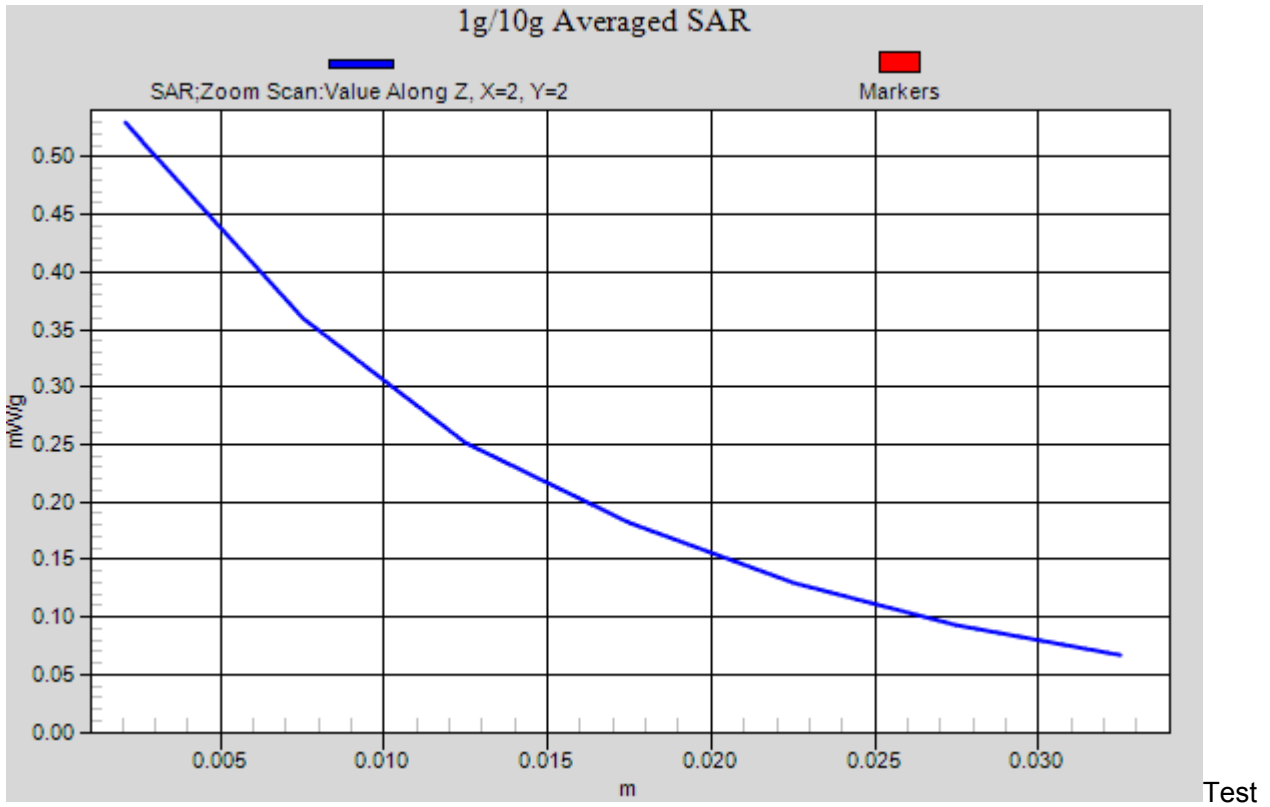
Reference Value = 15.367 V/m; Power Drift = -0.16 dB

Peak SAR (extrapolated) = 0.886 W/kg

SAR(1 g) = 0.443 mW/g; SAR(10 g) = 0.303mW/g

Maximum value of SAR (measured) = 0.530 mW/g







Laboratory: Compliance Certification Services Inc.

June 15, 2012

GPRS-1900-Body-Hotspot Right Middle CH661

DUT: GSM Mobile Phone; Type: S728; Serial: N/A

Communication System: GPRS; Communication System Band: GPRS 1900 (1850.2 - 1909.8MHz);

Frequency: 1880 MHz; Communication System PAR: 3.01dB

Ambient: Temperature: 21 °C Relative humidity: 58% Liquid : Temperature: 20 °C

Medium parameters used: $f = 1880\text{MHz}$; $\sigma = 1.52\text{mho/m}$; $\epsilon_r = 53.258$; $\rho = 1000\text{ kg/m}^3$

Phantom section: Flat Section

Measurement Standard: DASYS (IEEE/IEC/ANSI C63.19-2007)

DASY Configuration:

- Probe: EX3DV4 - SN3755; ConvF(9.07, 9.07, 9.07); Calibrated: 1/20/2012
- Sensor-Surface: 2.5mm (Mechanical Surface Detection)
- Electronics: DAE4 Sn1245; Calibrated: 1/11/2012
- Phantom: Twin SAM Phantom; Type: QD 000 P40 CD; Serial: 1609
- DASYS 52.8.0(692); SEMCAD X 14.6.4(4989)

GPRS1900/ Right Middle CH661/Area Scan (81x31x1): Measurement grid: dx=15mm, dy=15mm

Maximum value of SAR (measured) = 0.214 mW/g

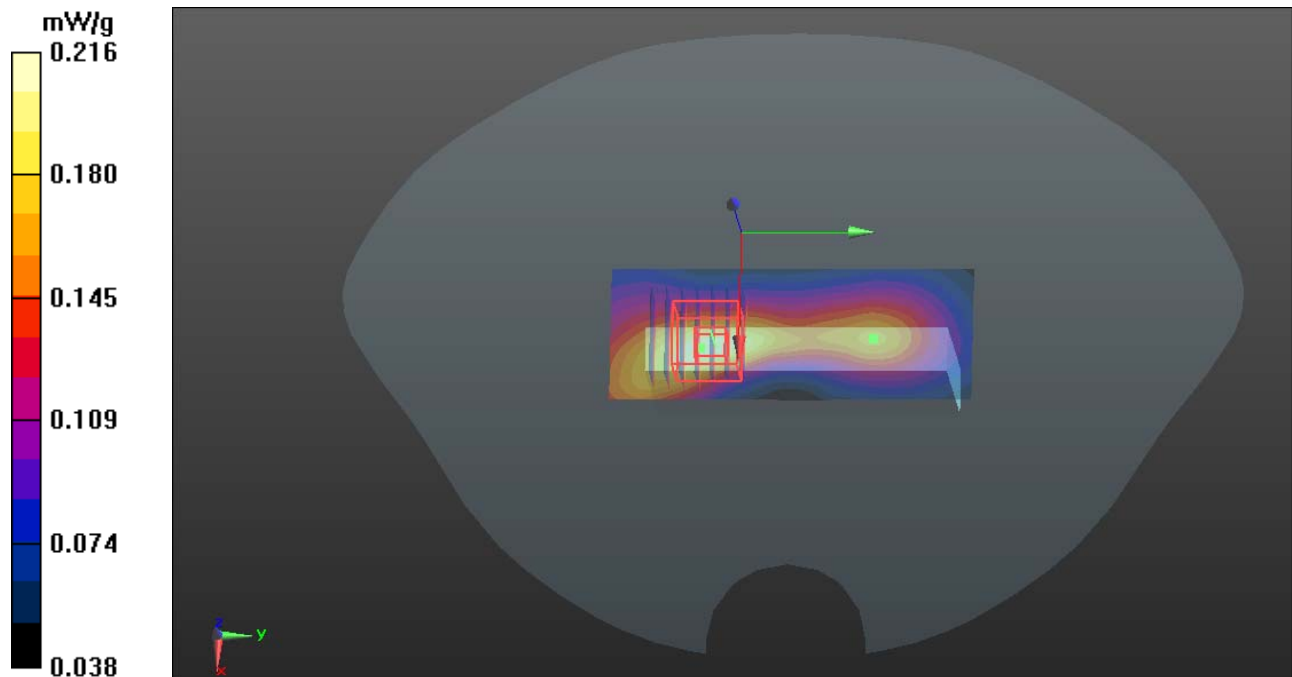
GPRS1900/ Right Middle CH661/Zoom Scan (7x7x7)/Cube 0: Measurement grid: dx=5mm, dy=5mm, dz=5mm

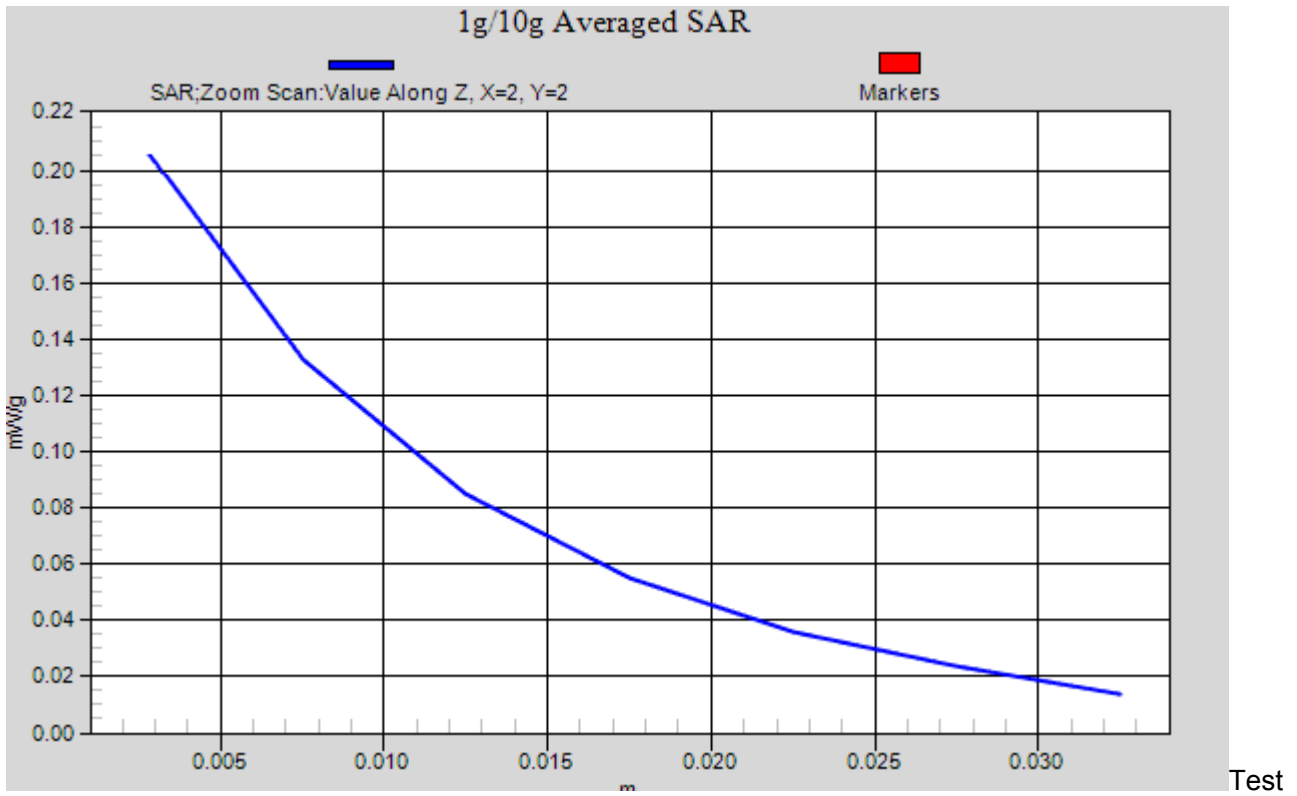
Reference Value = 6.272 V/m; Power Drift = 0.01 dB

Peak SAR (extrapolated) = 0.415 W/kg

SAR(1 g) = 0.150 mW/g; SAR(10 g) = 0.101 mW/g

Maximum value of SAR (measured) = 0.216 mW/g







Laboratory: Compliance Certification Services Inc.

June 15, 2012

GPRS 1900-Body-Hotspot Left Middle CH661

DUT: GSM Mobile Phone; Type: S728; Serial: N/A

Communication System: GPRS; Communication System Band: GPRS 1900 (1850.2 - 1909.8MHz);

Frequency: 1880 MHz; Communication System PAR: 3.01dB

Ambient: Temperature: 21 °C Relative humidity: 58% Liquid : Temperature: 20 °C

Medium parameters used: $f = 1880\text{MHz}$; $\sigma = 1.52\text{mho/m}$; $\epsilon_r = 53.258$; $\rho = 1000\text{ kg/m}^3$

Phantom section: Flat Section

Measurement Standard: DASYS (IEEE/IEC/ANSI C63.19-2007)

DASY5 Configuration:

- Probe: EX3DV4 - SN3755; ConvF(9.07, 9.07, 9.07); Calibrated: 1/20/2012
- Sensor-Surface: 2.5mm (Mechanical Surface Detection)
- Electronics: DAE4 Sn1245; Calibrated: 1/11/2012
- Phantom: Twin SAM Phantom; Type: QD 000 P40 CD; Serial: 1609
- Measurement SW: DASYS2 52.8.0(692); SEMCAD X 14.6.4(4989)

GPRS1900/ Left Middle CH661/Area Scan (81x31x1): Measurement grid: $dx=15\text{mm}$, $dy=15\text{mm}$

Maximum value of SAR (measured) = 0.202 mW/g

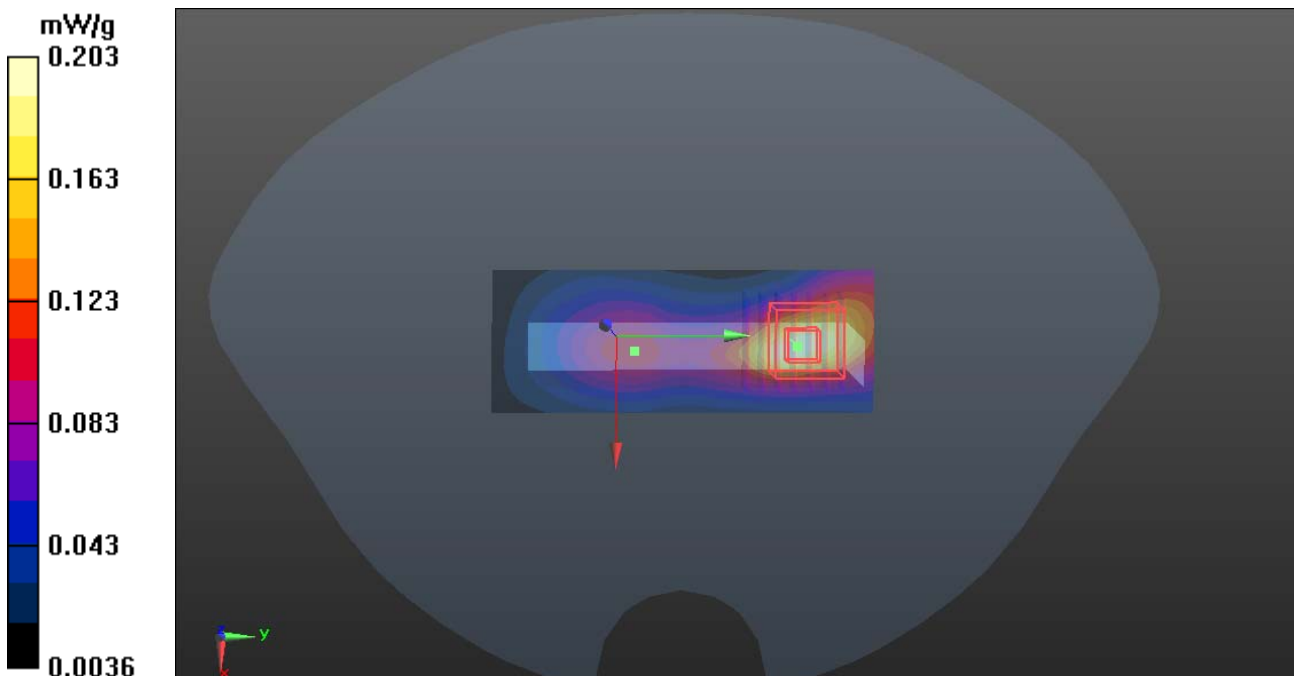
GPRS1900/ Left Middle CH661/Zoom Scan (7x7x7)/Cube 0: Measurement grid: $dx=5\text{mm}$, $dy=5\text{mm}$, $dz=5\text{mm}$

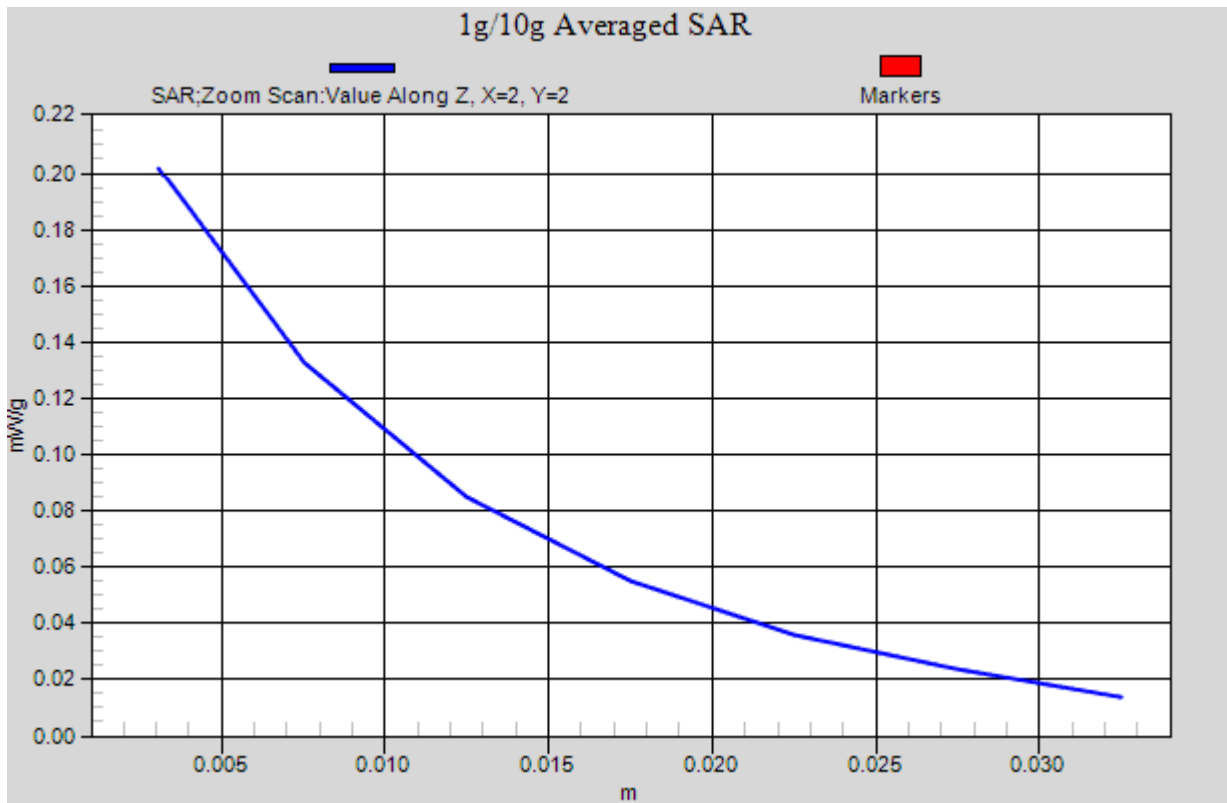
Reference Value = 7.378 V/m; Power Drift = 0.12 dB

Peak SAR (extrapolated) = 0.418W/kg

SAR(1 g) = 0.124 mW/g; SAR(10 g) = 0.084 mW/g

Maximum value of SAR (measured) = 0.203 mW/g







Test Laboratory: Compliance Certification Services Inc.

June 15, 2012

EDGE-1900-Body-Hotspot Up Middle CH661

DUT: GSM Mobile Phone; Type: S728; Serial: N/A

Communication System: EDGE; Communication System Band: EDGE 1900 (1850.2 - 1909.8MHz);

Frequency: 1880 MHz; Communication System PAR: 3.01dB

Ambient: Temperature: 21 °C Relative humidity: 58% Liquid : Temperature: 20 °C

Medium parameters used: $f = 1880\text{MHz}$; $\sigma = 1.52\text{mho/m}$; $\epsilon_r = 53.258$; $\rho = 1000\text{ kg/m}^3$

Phantom section: Flat Section

Measurement Standard: DASYS (IEEE/IEC/ANSI C63.19-2007)

DASY Configuration:

- Probe: EX3DV4 - SN3755; ConvF(9.07, 9.07, 9.07); Calibrated: 1/20/2012
- Sensor-Surface: 2.5mm (Mechanical Surface Detection)
- Electronics: DAE4 Sn1245; Calibrated: 1/11/2012
- Phantom: Twin SAM Phantom; Type: QD 000 P40 CD; Serial: 1609
- DASYS 52.8.0(692); SEMCAD X 14.6.4(4989)

EDGE1900/ Up Middle CH661/Area Scan (51x81x1): Measurement grid: $dx=15\text{mm}$, $dy=15\text{mm}$

Maximum value of SAR (measured) = 0.343 mW/g

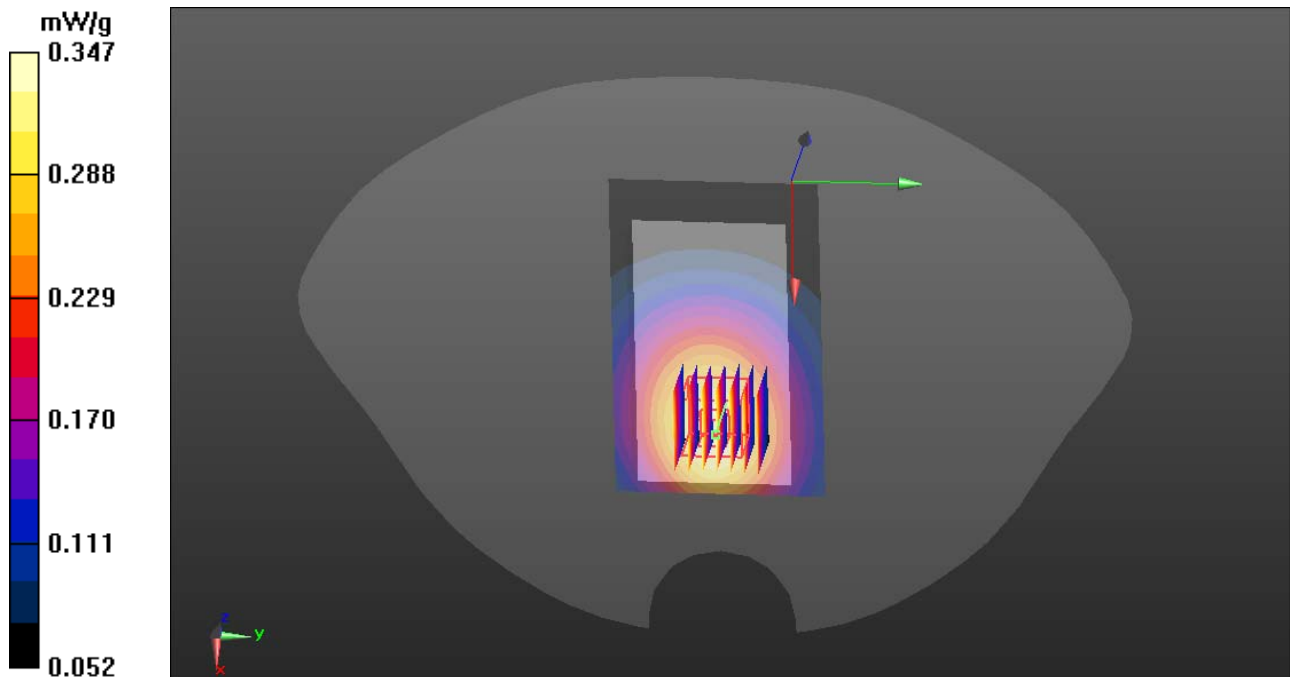
EDGE1900/ Up Middle CH661/Zoom Scan (7x7x7)/Cube 0: Measurement grid: $dx=5\text{mm}$, $dy=5\text{mm}$, $dz=5\text{mm}$

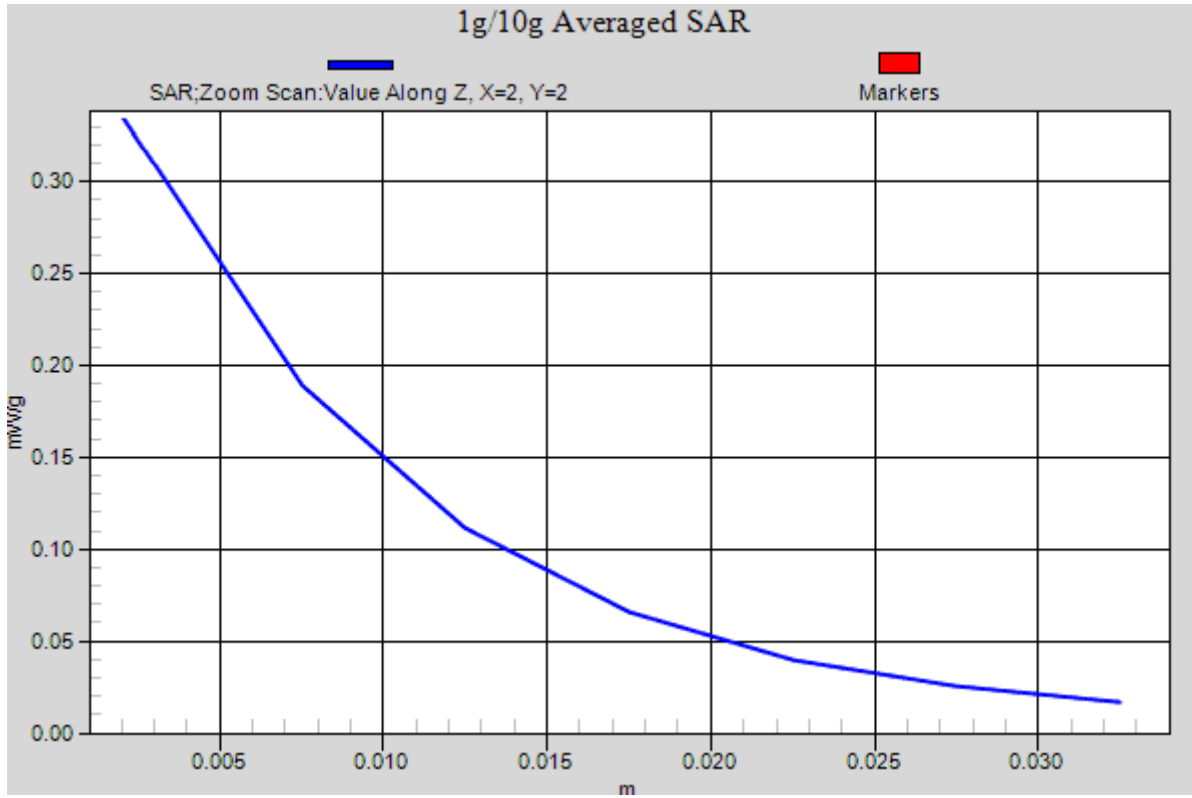
Reference Value = 15.949 V/m; Power Drift = 0.12 dB

Peak SAR (extrapolated) = 0.523 W/kg

SAR(1 g) = 0.211 mW/g; SAR(10 g) = 0.151 mW/g

Maximum value of SAR (measured) = 0.347mW/g







Test Laboratory: Compliance Certification Services Inc.

June 15, 2012

EDGE-1900-Body-Hotspot Down Middle CH661

DUT: GSM Mobile Phone; Type: S728; Serial: N/A

Communication System: EDGE; Communication System Band: EDGE 1900 (1850.2 - 1909.8MHz);

Frequency: 1880 MHz; Communication System PAR: 3.01dB

Ambient: Temperature: 21 °C Relative humidity: 58% Liquid : Temperature: 20 °C

Medium parameters used: $f = 1880\text{MHz}$; $\sigma = 1.52\text{mho/m}$; $\epsilon_r = 53.258$; $\rho = 1000\text{ kg/m}^3$

Phantom section: Flat Section

Measurement Standard: DASYS (IEEE/IEC/ANSI C63.19-2007)

DASY Configuration:

- Probe: EX3DV4 - SN3755; ConvF(9.07, 9.07, 9.07); Calibrated: 1/20/2012
- Sensor-Surface: 2.5mm (Mechanical Surface Detection)
- Electronics: DAE4 Sn1245; Calibrated: 1/11/2012
- Phantom: Twin SAM Phantom; Type: QD 000 P40 CD; Serial: 1609
- DASYS 52.8.0(692); SEMCAD X 14.6.4(4989)

EDGE1900/ Down Middle CH661/Area Scan (51x81x1): Measurement grid: dx=15mm, dy=15mm

Maximum value of SAR (measured) = 0.592mW/g

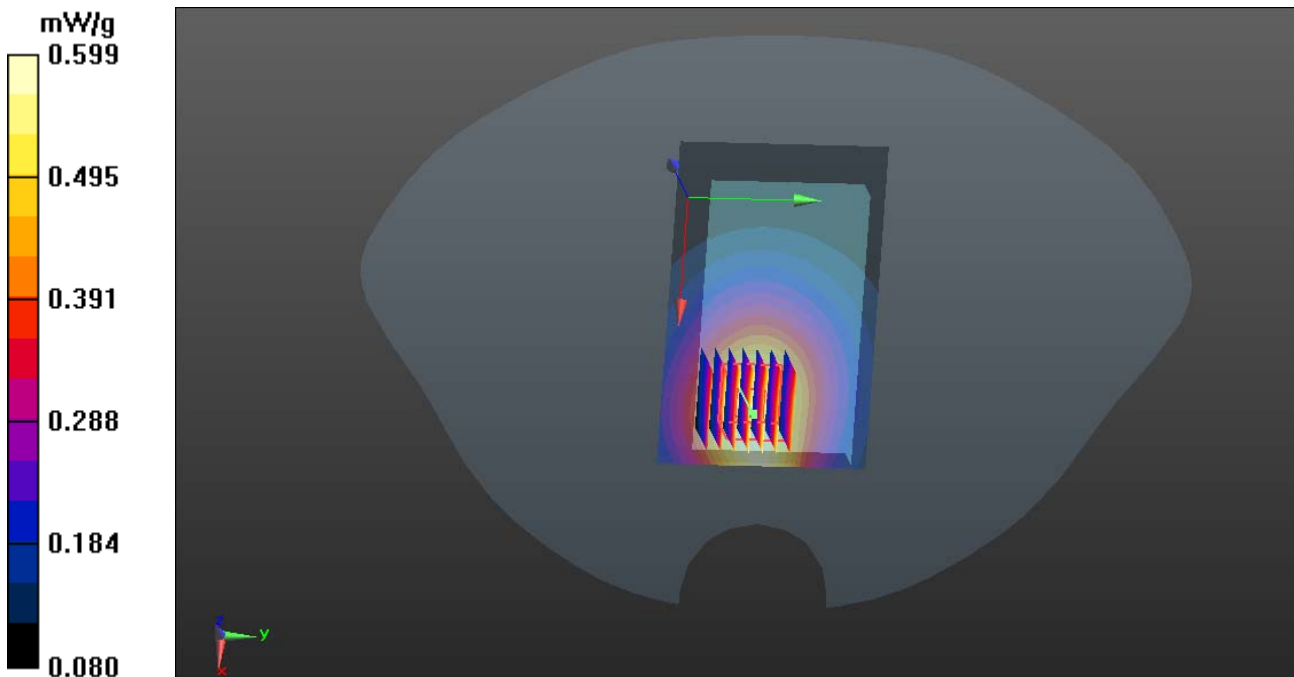
EDGE1900/ Down Middle CH661/Zoom Scan (7x7x7)/Cube 0: Measurement grid: dx=5mm, dy=5mm, dz=5mm

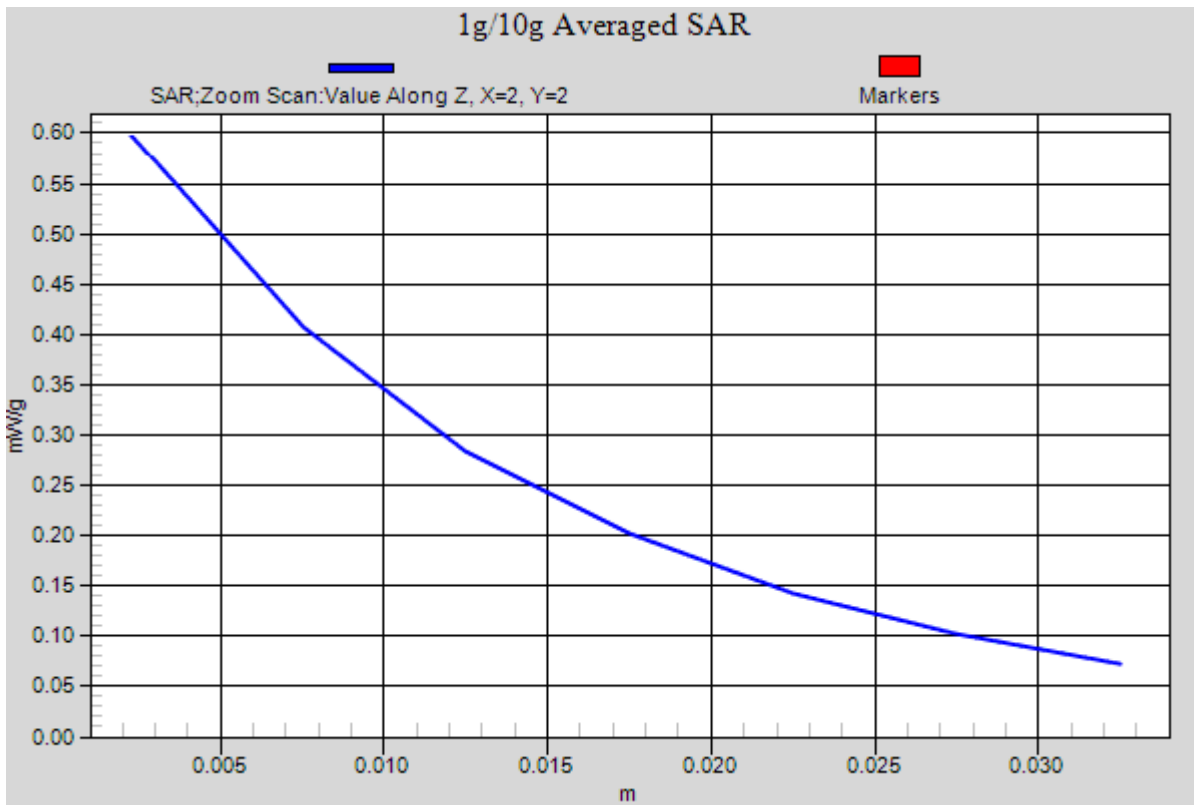
Reference Value = 14.355 V/m; Power Drift = 0.04 dB

Peak SAR (extrapolated) = 0.976 W/kg

SAR(1 g) = 0.381 mW/g; SAR(10 g) = 0.275 mW/g

Maximum value of SAR (measured) = 0.599 mW/g







Test Laboratory: Compliance Certification Services Inc.

June 15, 2012

EDGE-1900-Body-Hotspot Bottom Middle CH661

DUT: GSM Mobile Phone; Type: S728; Serial: N/A

Communication System: EDGE; Communication System Band: EDGE 1900 (1850.2 - 1909.8MHz);

Frequency: 1880 MHz; Communication System PAR: 3.01dB

Ambient: Temperature: 21 °C Relative humidity: 58% Liquid : Temperature: 20 °C

Medium parameters used: $f = 1880\text{MHz}$; $\sigma = 1.52\text{mho/m}$; $\epsilon_r = 53.258$; $\rho = 1000\text{ kg/m}^3$

Phantom section: Flat Section

Measurement Standard: DAS5 (IEEE/IEC/ANSI C63.19-2007)

DASY Configuration:

- Probe: EX3DV4 - SN3755; ConvF(9.07, 9.07, 9.07); Calibrated: 1/20/2012
- Sensor-Surface: 2.5mm (Mechanical Surface Detection)
- Electronics: DAE4 Sn1245; Calibrated: 1/11/2012
- Phantom: Twin SAM Phantom; Type: QD 000 P40 CD; Serial: 1609
- DASY52 52.8.0(692); SEMCAD X 14.6.4(4989)

EDGE1900/ Bottom Middle CH661/Area Scan (51x31x1): Measurement grid: $dx=15\text{mm}$, $dy=15\text{mm}$

Maximum value of SAR (measured) = 0.543 mW/g

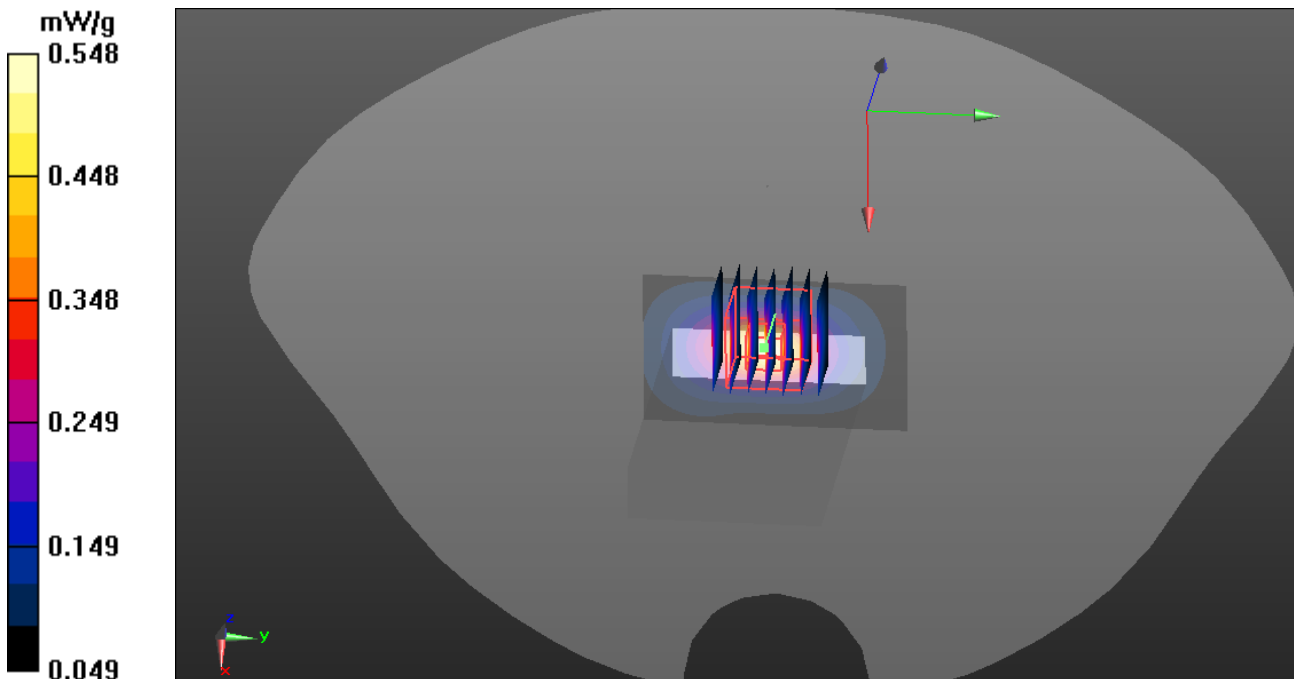
EDGE1900/ Bottom Middle CH661/Zoom Scan (7x7x7)/Cube 0: Measurement grid: $dx=5\text{mm}$, $dy=5\text{mm}$, $dz=5\text{mm}$

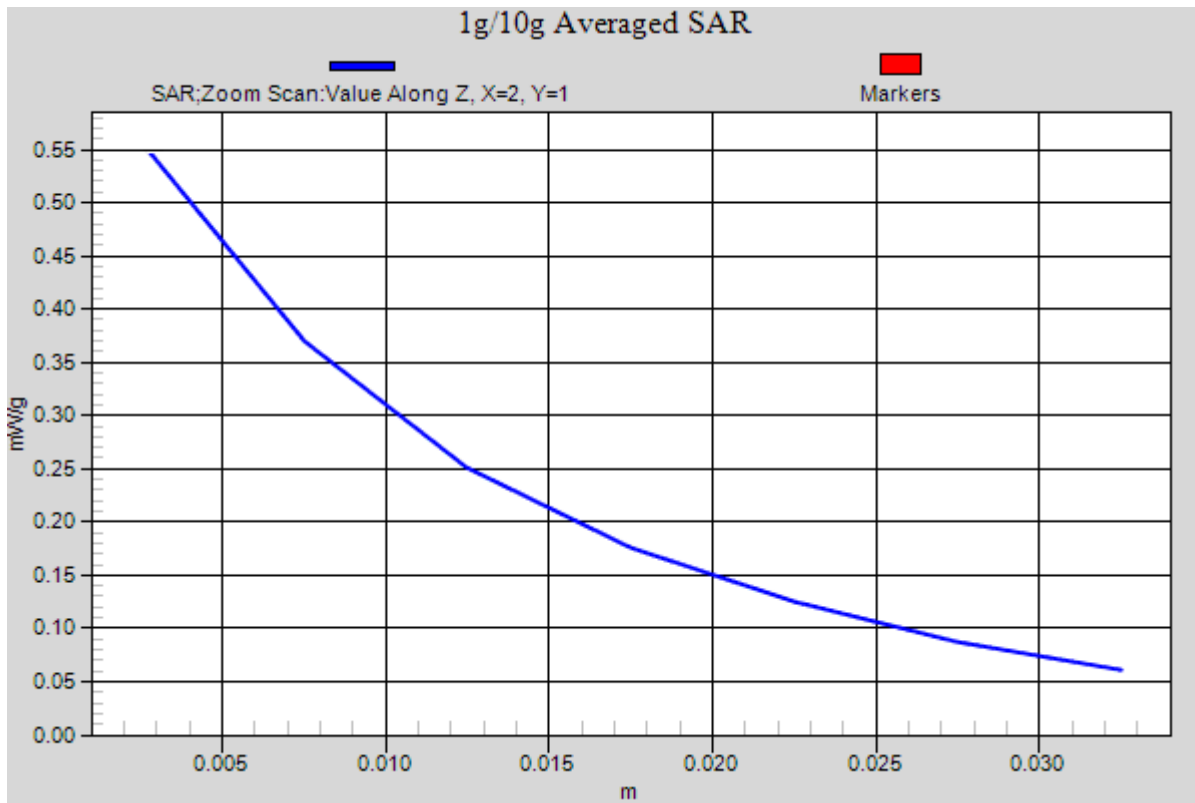
Reference Value = 15.367 V/m; Power Drift = -0.16 dB

Peak SAR (extrapolated) = 0.876 W/kg

SAR(1 g) = 0.433 mW/g; SAR(10 g) = 0.295mW/g

Maximum value of SAR (measured) = 0.548 mW/g







Test Laboratory: Compliance Certification Services Inc.

June 15, 2012

EDGE-1900-Body-Hotspot Right Middle CH661

DUT: GSM Mobile Phone; Type: S728; Serial: N/A

Communication System: EDGE; Communication System Band: EDGE 1900 (1850.2 - 1909.8MHz);

Frequency: 1880 MHz; Communication System PAR: 3.01dB

Ambient: Temperature: 21 °C Relative humidity: 58% Liquid : Temperature: 20 °C

Medium parameters used: $f = 1880\text{MHz}$; $\sigma = 1.52\text{mho/m}$; $\epsilon_r = 53.258$; $\rho = 1000\text{ kg/m}^3$

Phantom section: Flat Section

Measurement Standard: DASYS (IEEE/IEC/ANSI C63.19-2007)

DASY Configuration:

- Probe: EX3DV4 - SN3755; ConvF(9.07, 9.07, 9.07); Calibrated: 1/20/2012
- Sensor-Surface: 2.5mm (Mechanical Surface Detection)
- Electronics: DAE4 Sn1245; Calibrated: 1/11/2012
- Phantom: Twin SAM Phantom; Type: QD 000 P40 CD; Serial: 1609
- DASYS 52.8.0(692); SEMCAD X 14.6.4(4989)

EDGE1900/ Right Middle CH661/Area Scan (81x31x1): Measurement grid: $dx=15\text{mm}$, $dy=15\text{mm}$

Maximum value of SAR (measured) = 0.214 mW/g

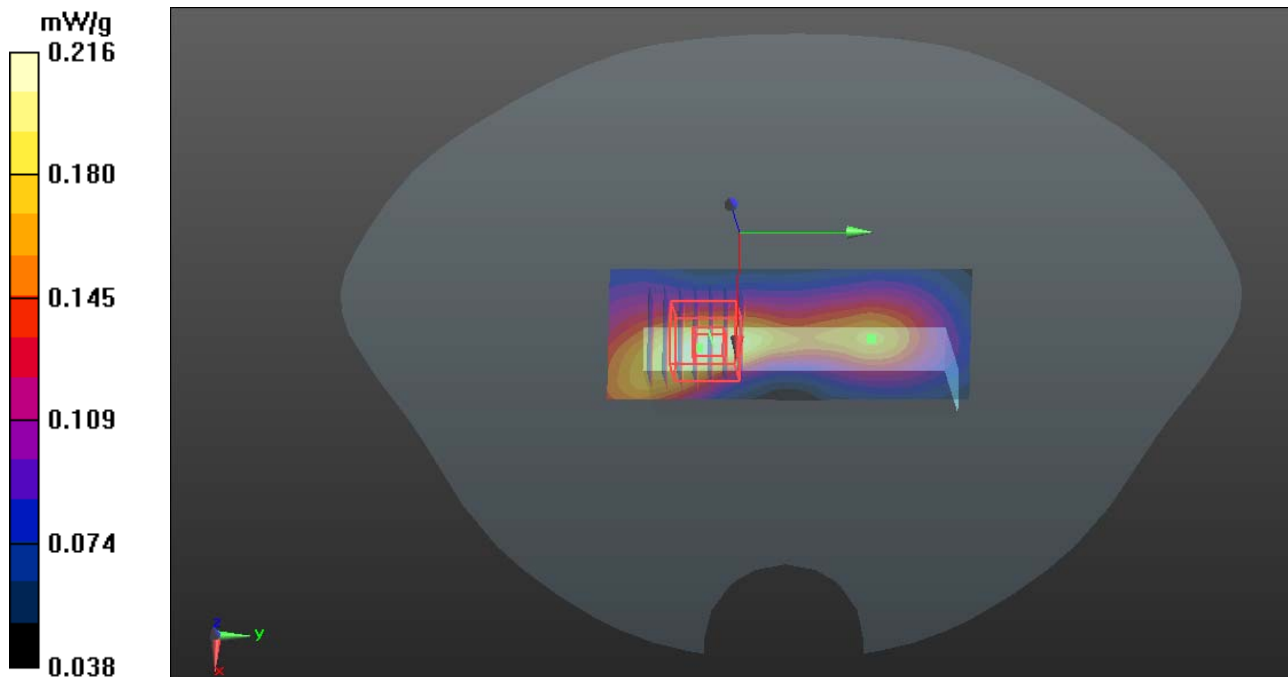
EDGE1900/ Right Middle CH661/Zoom Scan (7x7x7)/Cube 0: Measurement grid: $dx=5\text{mm}$, $dy=5\text{mm}$, $dz=5\text{mm}$

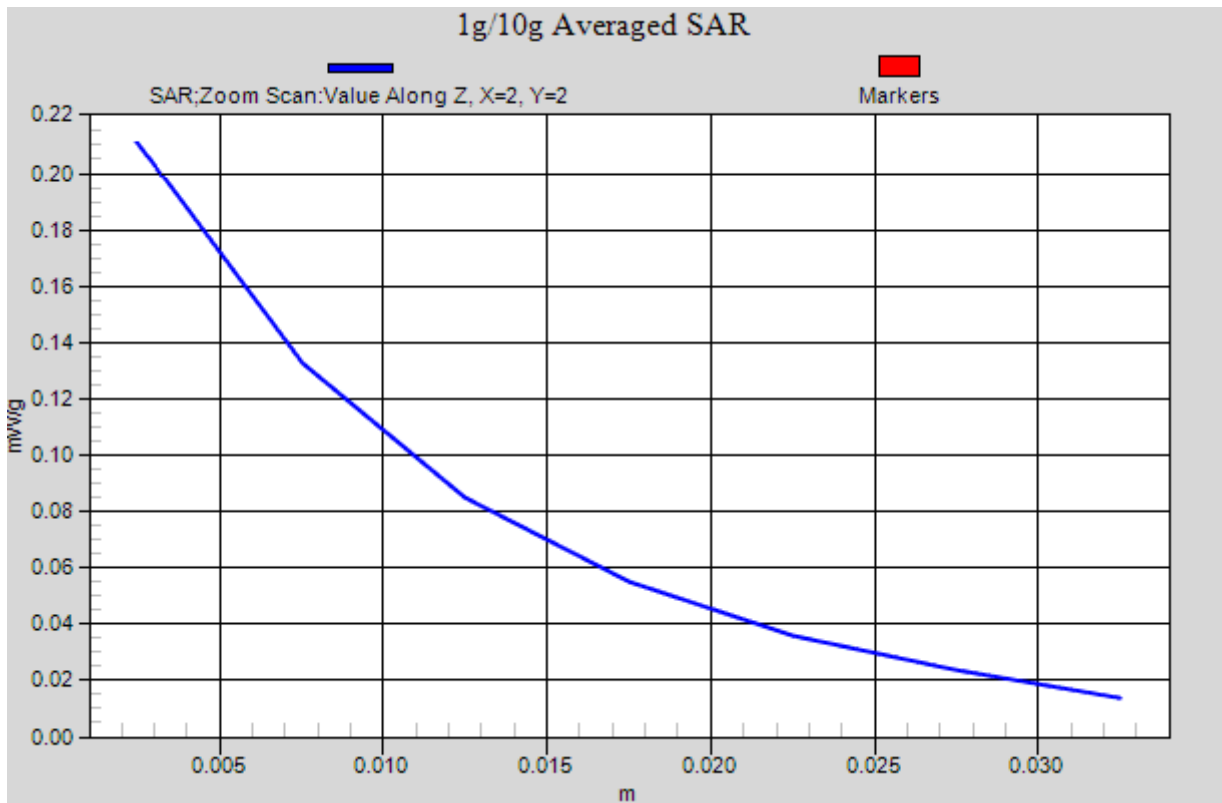
Reference Value = 6.272 V/m; Power Drift = 0.01 dB

Peak SAR (extrapolated) = 0.397 W/kg

SAR(1 g) = 0.154 mW/g; SAR(10 g) = 0.103 mW/g

Maximum value of SAR (measured) = 0.216 mW/g







Test Laboratory: Compliance Certification Services Inc.

June 15, 2012

EDGE 1900-Body-Hotspot Left Middle CH661

DUT: GSM Mobile Phone; Type: S728; Serial: N/A

Communication System: EDGE; Communication System Band: EDGE 1900 (1850.2 - 1909.8MHz);

Frequency: 1880 MHz; Communication System PAR: 3.01dB

Ambient: Temperature: 21 °C Relative humidity: 58% Liquid : Temperature: 20 °C

Medium parameters used: $f = 1880\text{MHz}$; $\sigma = 1.52\text{mho/m}$; $\epsilon_r = 53.258$; $\rho = 1000\text{ kg/m}^3$

Phantom section: Flat Section

Measurement Standard: DASYS (IEEE/IEC/ANSI C63.19-2007)

DASY5 Configuration:

- Probe: EX3DV4 - SN3755; ConvF(9.07, 9.07, 9.07); Calibrated: 1/20/2012
- Sensor-Surface: 2.5mm (Mechanical Surface Detection)
- Electronics: DAE4 Sn1245; Calibrated: 1/11/2012
- Phantom: Twin SAM Phantom; Type: QD 000 P40 CD; Serial: 1609
- Measurement SW: DASYS 52.8.0(692); SEMCAD X 14.6.4(4989)

EDGE1900/ Left Middle CH661/Area Scan (81x31x1): Measurement grid: dx=15mm, dy=15mm

Maximum value of SAR (measured) = 0.218 mW/g

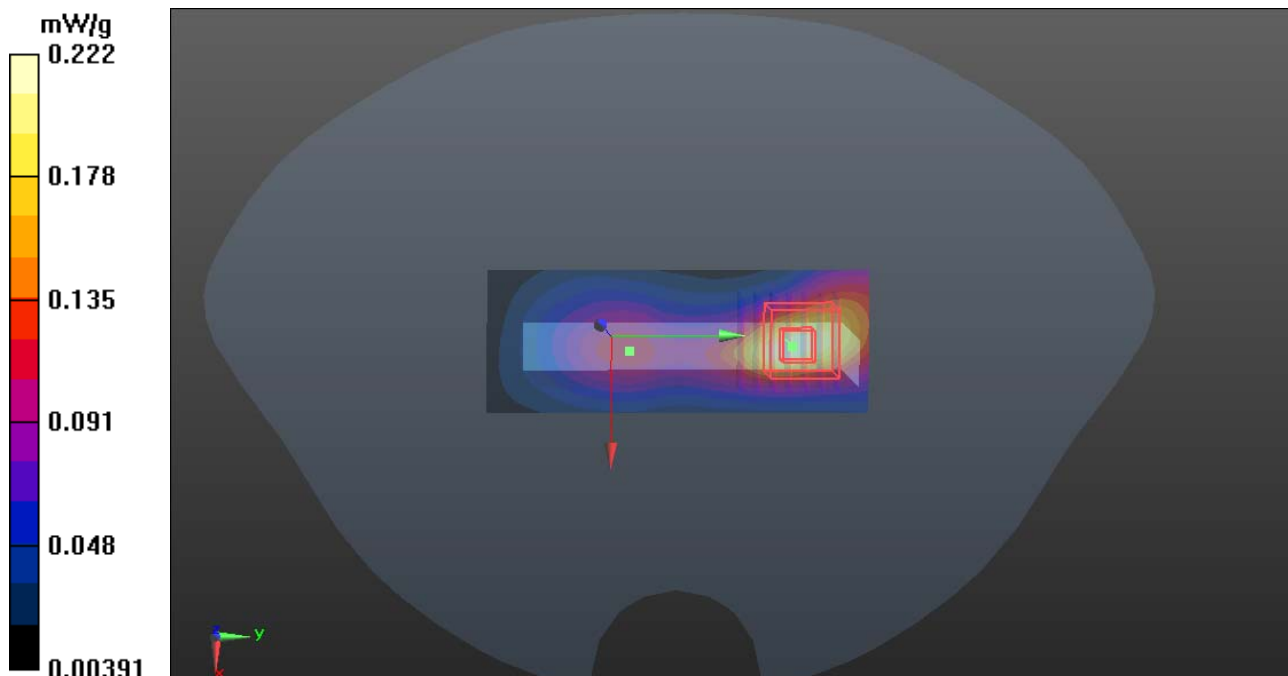
EDGE1900/ Left Middle CH661/Zoom Scan (7x7x7)/Cube 0: Measurement grid: dx=5mm, dy=5mm, dz=5mm

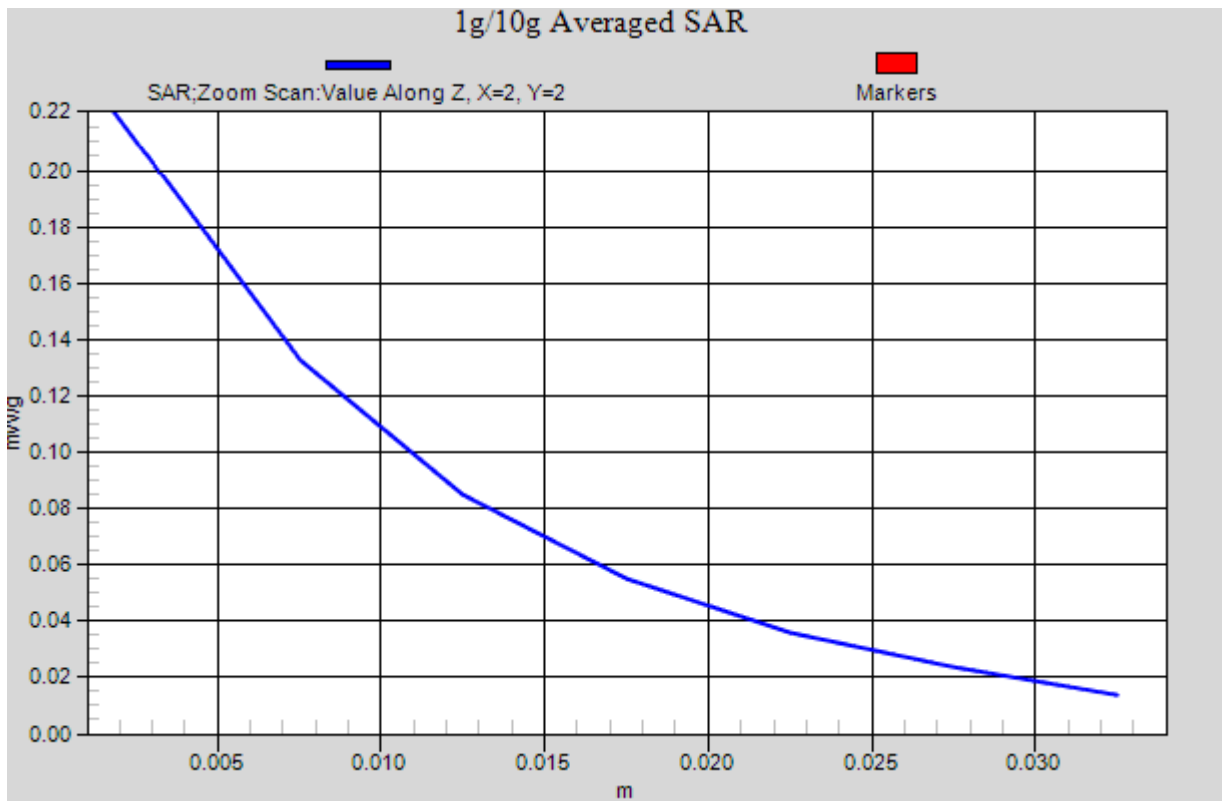
Reference Value = 7.378 V/m; Power Drift = 0.12 dB

Peak SAR (extrapolated) = 0.438W/kg

SAR(1 g) = 0.134 mW/g; SAR(10 g) = 0.092 mW/g

Maximum value of SAR (measured) = 0.222 mW/g







Test Laboratory: Compliance Certification Services Inc.

June 15, 2012

WCDMA Band II Body-Hotspot Up Middle CH9400

DUT: GSM Mobile Phone; Type: S728; Serial: N/A

Communication System: FDD WCDMA; Communication System Band: Band II; Frequency: 1880MHz; Communication System PAR: 0 dB

Ambient: Temperature: 21 °C Relative humidity: 58% Liquid : Temperature: 20 °C
Medium parameters used: $f = 1880$ MHz; $\sigma = 1.527$ mho/m; $\epsilon_r = 52.807$; $\rho = 1000$ kg/m³

Phantom section: Flat Section

Measurement Standard: DAS5 (IEEE/IEC/ANSI C63.19-2007)

DASY Configuration:

- Probe: EX3DV4 - SN3755; ConvF(9.07, 9.07, 9.07); Calibrated: 1/20/2012
- Sensor-Surface: 2.5mm (Mechanical Surface Detection)
- Electronics: DAE4 Sn1245; Calibrated: 1/11/2012
- Phantom: Twin SAM Phantom; Type: QD 000 P40 CD; Serial: 1609
- DASY52 52.8.0(692); SEMCAD X 14.6.4(4989)

WCDMA Band II /Body Up Middle CH9400/Area Scan (51x81x1): Measurement grid: dx=15mm, dy=15mm

Maximum value of SAR (measured) = 0.600 mW/g

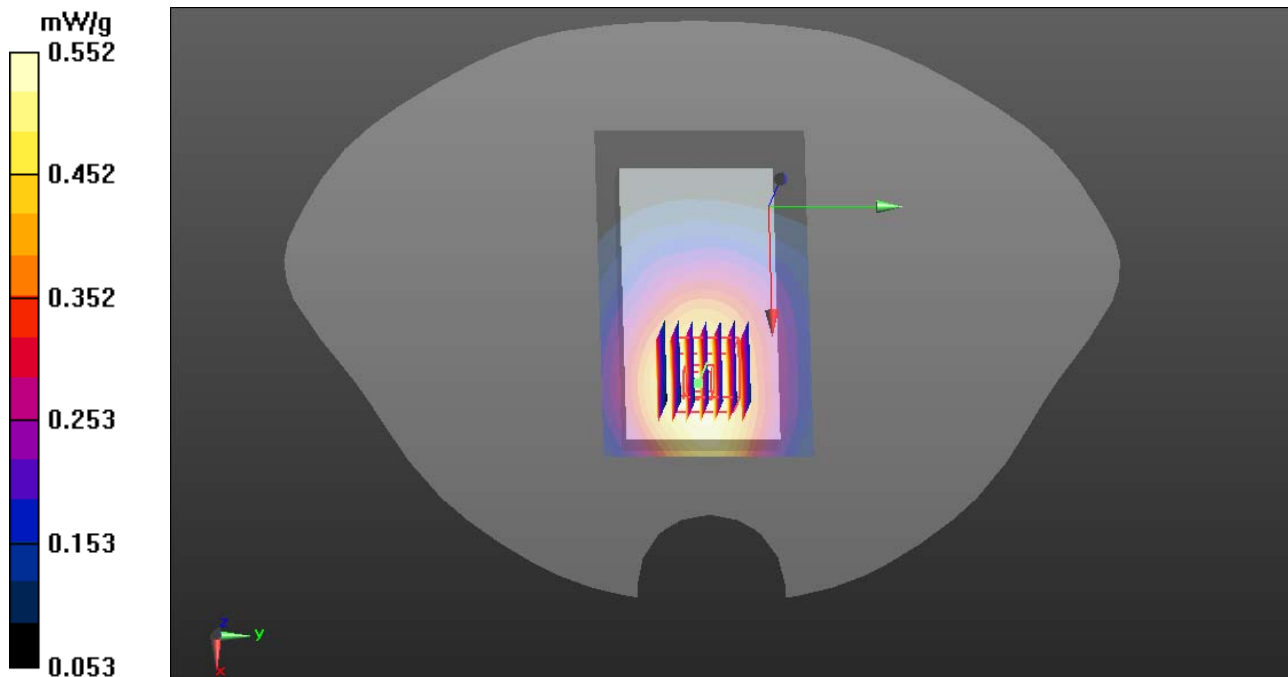
WCDMA Band II /Body Up Middle CH9400/Zoom Scan (7x7x7)/Cube 0: Measurement grid: dx=5mm, dy=5mm, dz=5mm

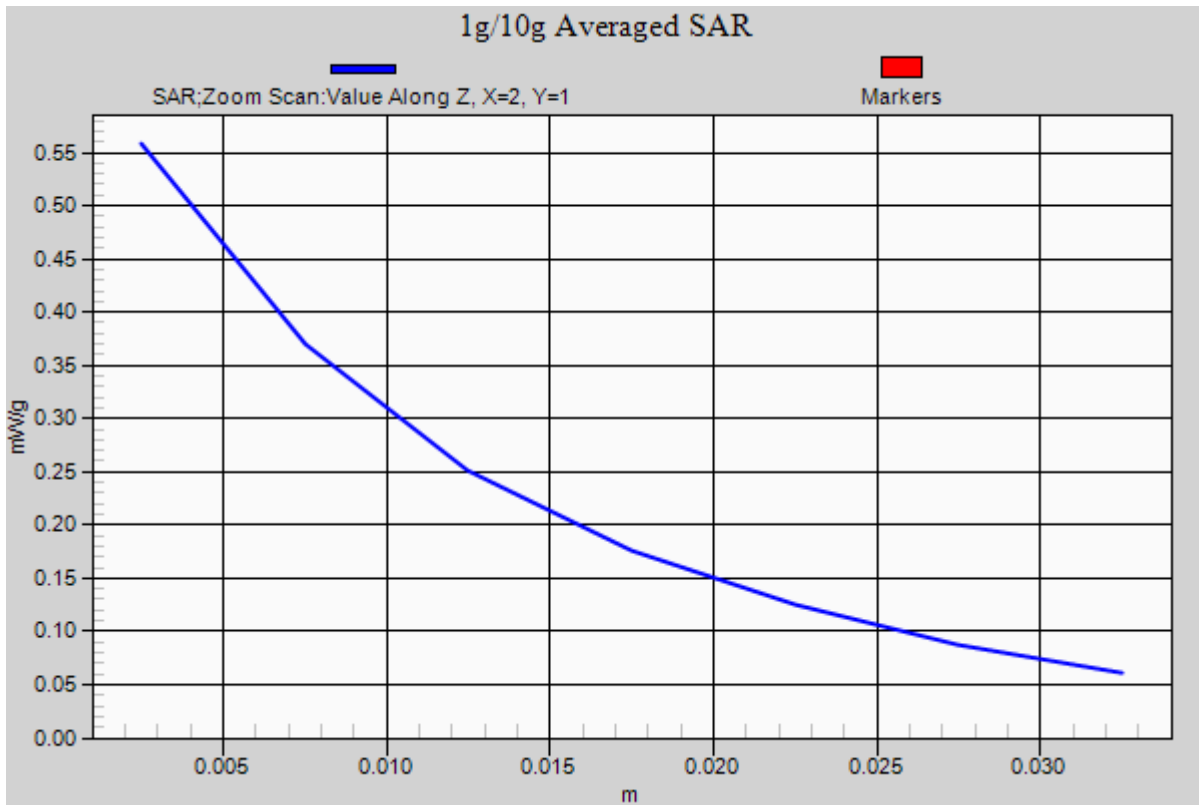
Reference Value = 10.363 V/m; Power Drift = 0.12 dB

Peak SAR (extrapolated) = 0.689 W/kg

SAR(1 g) = 0.488 mW/g; SAR(10 g) = 0.313 mW/g

Maximum value of SAR (measured) = 0.552 mW/g







Test Laboratory: Compliance Certification Services Inc.

June 15, 2012

WCDMA Band II Body-Hotspot Down Middle CH9400

DUT: GSM Mobile Phone; Type: S728; Serial: N/A

Communication System: FDD WCDMA; Communication System Band: Band II; Frequency: 1880MHz; Communication System PAR: 0 dB

Ambient: Temperature: 21 °C Relative humidity: 58% Liquid : Temperature: 20 °C
Medium parameters used: $f = 1880$ MHz; $\sigma = 1.527$ mho/m; $\epsilon_r = 52.807$; $\rho = 1000$ kg/m³

Phantom section: Flat Section

Measurement Standard: DAS5 (IEEE/IEC/ANSI C63.19-2007)

DASY Configuration:

- Probe: EX3DV4 - SN3755; ConvF(9.07, 9.07, 9.07); Calibrated: 1/20/2012
- Sensor-Surface: 2.5mm (Mechanical Surface Detection)
- Electronics: DAE4 Sn1245; Calibrated: 1/11/2012
- Phantom: Twin SAM Phantom; Type: QD 000 P40 CD; Serial: 1609
- DASY52 52.8.0(692); SEMCAD X 14.6.4(4989)

WCDMA Band II /Body Down Middle CH9400/Area Scan (51x81x1): Measurement grid: dx=15mm, dy=15mm

Maximum value of SAR (measured) = 0.608 mW/g

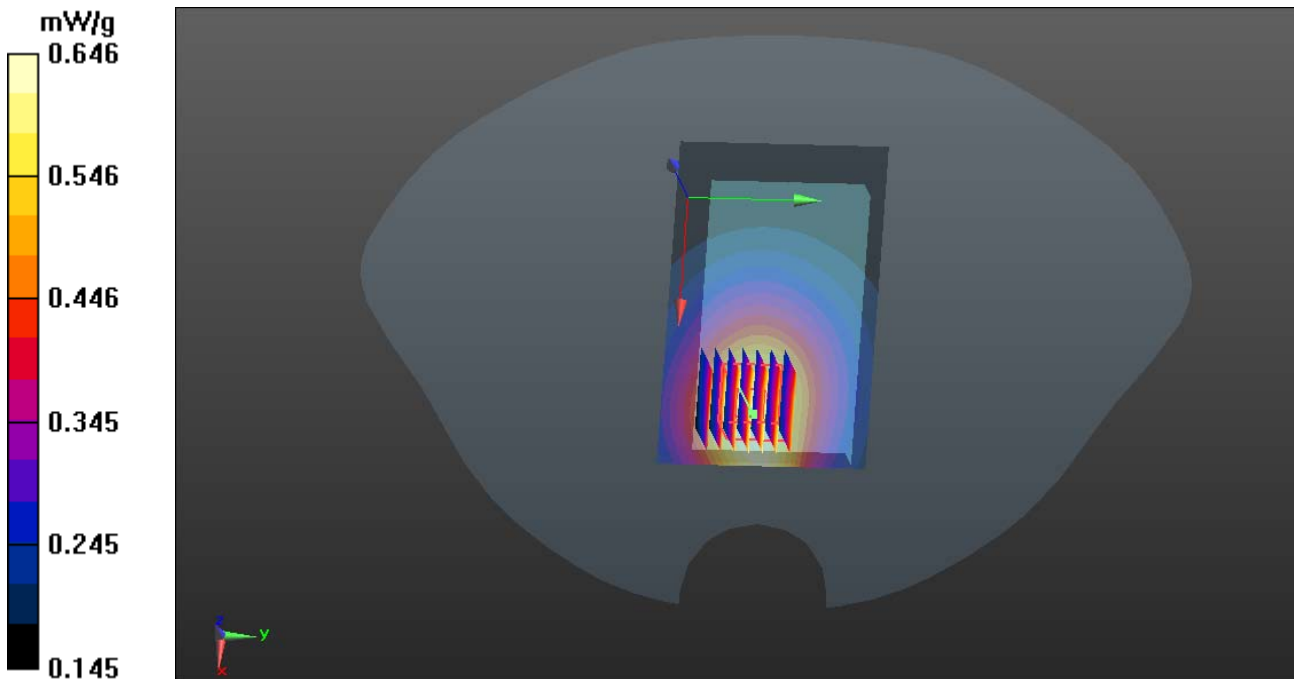
WCDMA Band II /Body Down Middle CH9400/Zoom Scan (7x7x7)/Cube 0: Measurement grid: dx=5mm, dy=5mm, dz=5mm

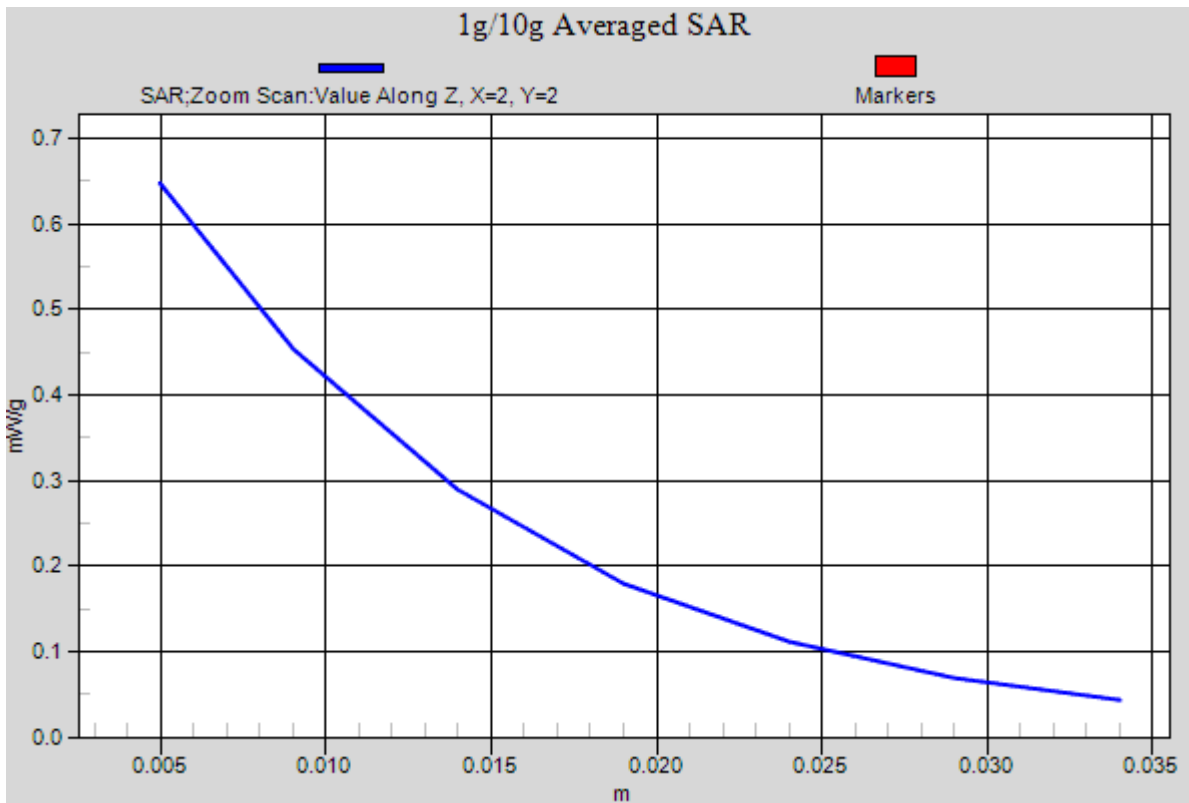
Reference Value = 10.426 V/m; Power Drift = 0.04 dB

Peak SAR (extrapolated) = 0.702 W/kg

SAR(1 g) = 0.586 mW/g; SAR(10 g) = 0.460 mW/g

Maximum value of SAR (measured) = 0.646 mW/g







Test Laboratory: Compliance Certification Services Inc.

June 15, 2012

WCDMA Band II Body-Hotspot Bottom Middle CH9400

DUT: GSM Mobile Phone; Type: S728; Serial: N/A

Communication System: FDD WCDMA; Communication System Band: Band II; Frequency: 1880MHz; Communication System PAR: 0 dB

Ambient: Temperature: 21 °C Relative humidity: 58% Liquid : Temperature: 20 °C

Medium parameters used: $f = 1880 \text{ MHz}$; $\sigma = 1.527 \text{ mho/m}$; $\epsilon_r = 52.807$; $\rho = 1000 \text{ kg/m}^3$

Phantom section: Flat Section

Measurement Standard: DASYS (IEEE/IEC/ANSI C63.19-2007)

DASY5 Configuration:

- Probe: EX3DV4 - SN3755; ConvF(9.07, 9.07, 9.07); Calibrated: 1/20/2012
- Sensor-Surface: 2.5mm (Mechanical Surface Detection)
- Electronics: DAE4 Sn1245; Calibrated: 1/11/2012
- Phantom: Twin SAM Phantom; Type: QD 000 P40 CD; Serial: 1609
- Measurement SW: DASYS 52.8.0(692); SEMCAD X 14.6.4(4989)

WCDMA Band II/ Bottom Middle CH9400/Area Scan (51x31x1): Measurement grid: $dx=15\text{mm}$, $dy=15\text{mm}$

Maximum value of SAR (measured) = 0.498 mW/g

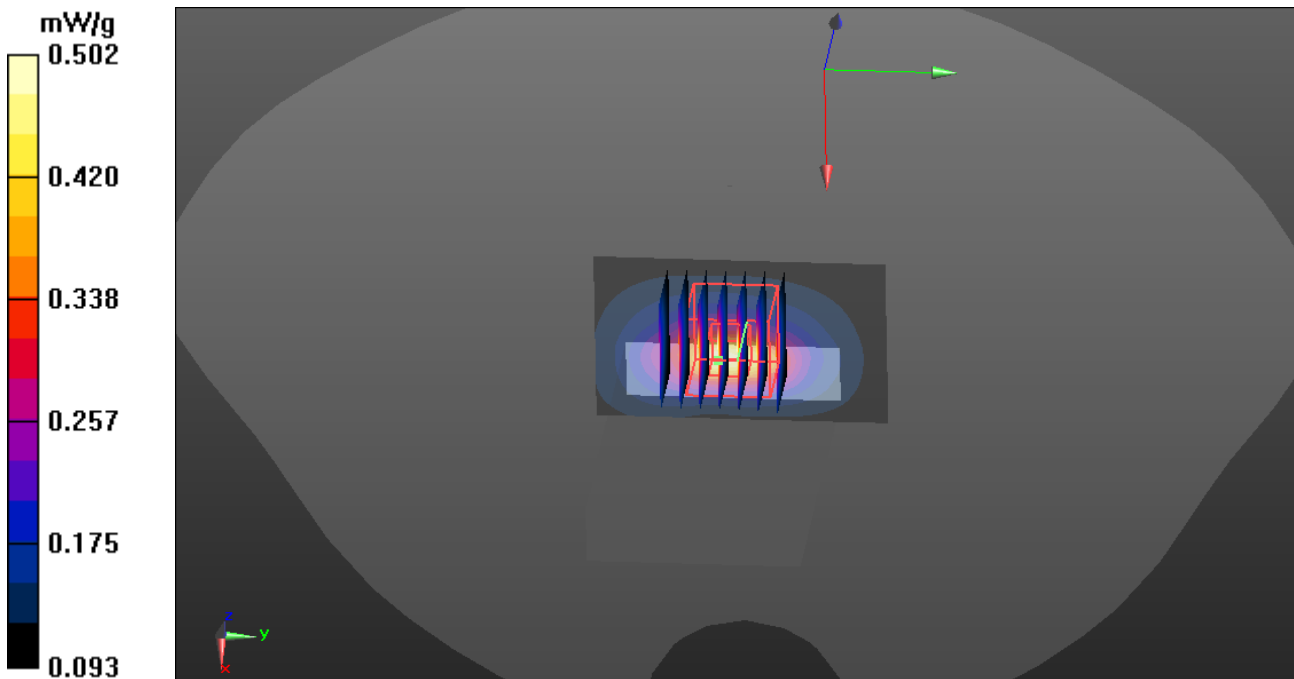
WCDMA Band II/ Bottom Middle CH9400/ Zoom Scan (7x7x7)/Cube 0: Measurement grid: $dx=5\text{mm}$, $dy=5\text{mm}$, $dz=5\text{mm}$

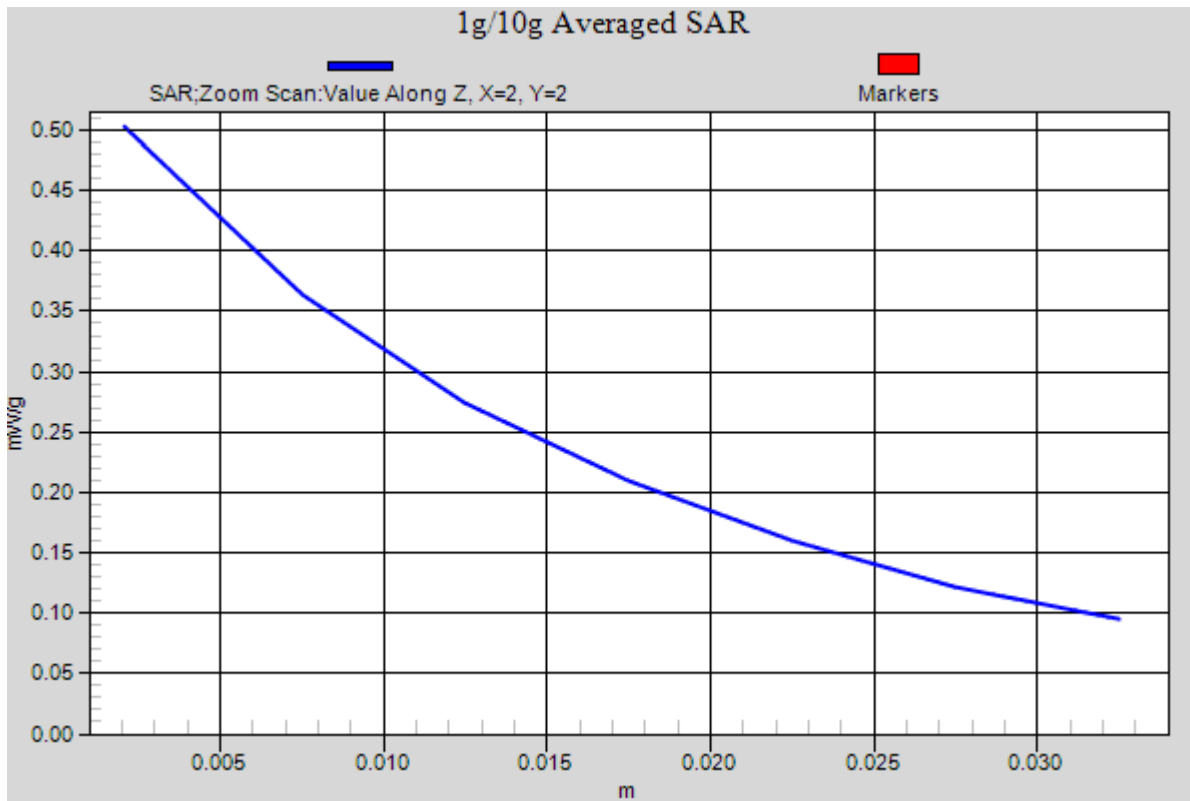
Reference Value = 16.939 V/m; Power Drift = 0.05 dB

Peak SAR (extrapolated) = 0.724 W/kg

SAR(1 g) = 0.403 mW/g; SAR(10 g) = 0.223 mW/g

Maximum value of SAR (measured) = 0.502 mW/g







Test Laboratory: Compliance Certification Services Inc.

June 15, 2012

WCDMA Band II Body-Hotspot Right Middle CH9400

DUT: GSM Mobile Phone; Type: S728; Serial: N/A

Communication System: FDD WCDMA; Communication System Band: Band II; Frequency: 1880MHz; Communication System PAR: 0 dB

Ambient: Temperature: 21 °C Relative humidity: 58% Liquid : Temperature: 20 °C

Medium parameters used: $f = 1880 \text{ MHz}$; $\sigma = 1.527 \text{ mho/m}$; $\epsilon_r = 52.807$; $\rho = 1000 \text{ kg/m}^3$

Phantom section: Flat Section

Measurement Standard: DASYS (IEEE/IEC/ANSI C63.19-2007)

DASY5 Configuration:

- Probe: EX3DV4 - SN3755; ConvF(9.07, 9.07, 9.07); Calibrated: 1/20/2012
- Sensor-Surface: 2.5mm (Mechanical Surface Detection)
- Electronics: DAE4 Sn1245; Calibrated: 1/11/2012
- Phantom: Twin SAM Phantom; Type: QD 000 P40 CD; Serial: 1609
- Measurement SW: DASYS 52.8.0(692); SEMCAD X 14.6.4(4989)

WCDMA Band II/ Right Middle CH9400/Area Scan (81x31x1): Measurement grid: dx=15mm, dy=15mm

Maximum value of SAR (measured) = 0.413 mW/g

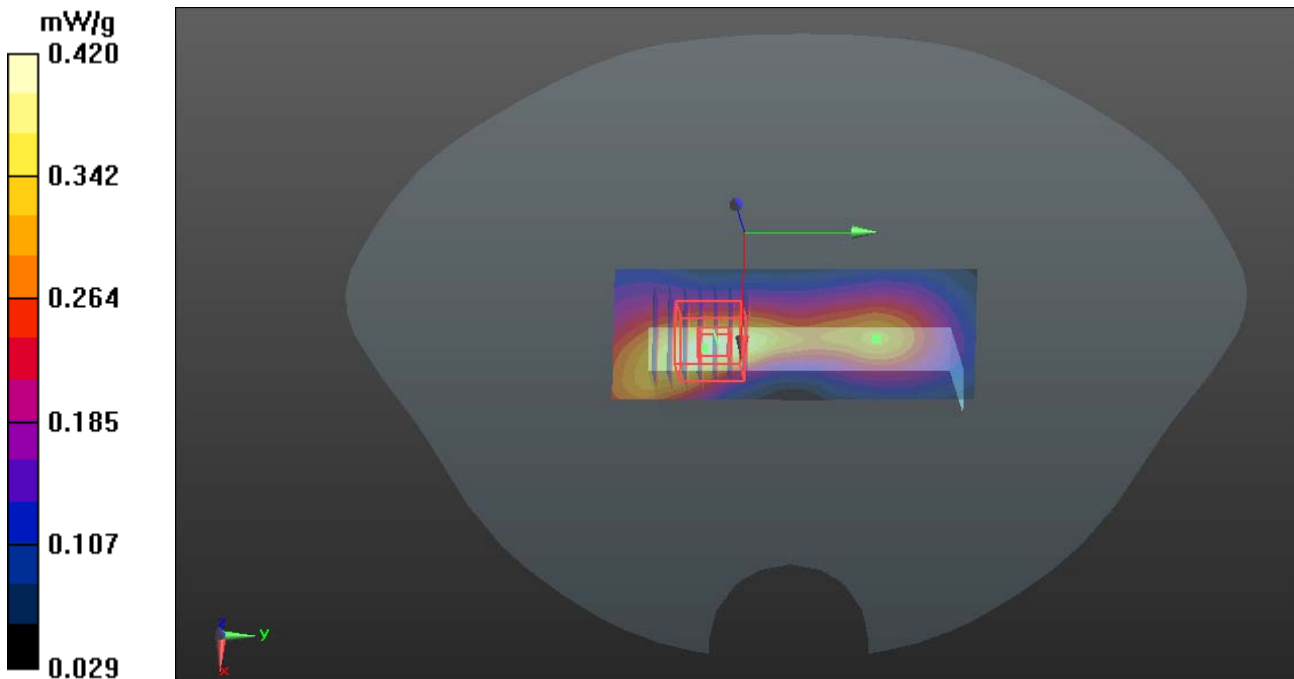
WCDMA Band II/ Right Middle CH9400/ Zoom Scan (7x7x7)/Cube 0: Measurement grid: dx=5mm, dy=5mm, dz=5mm

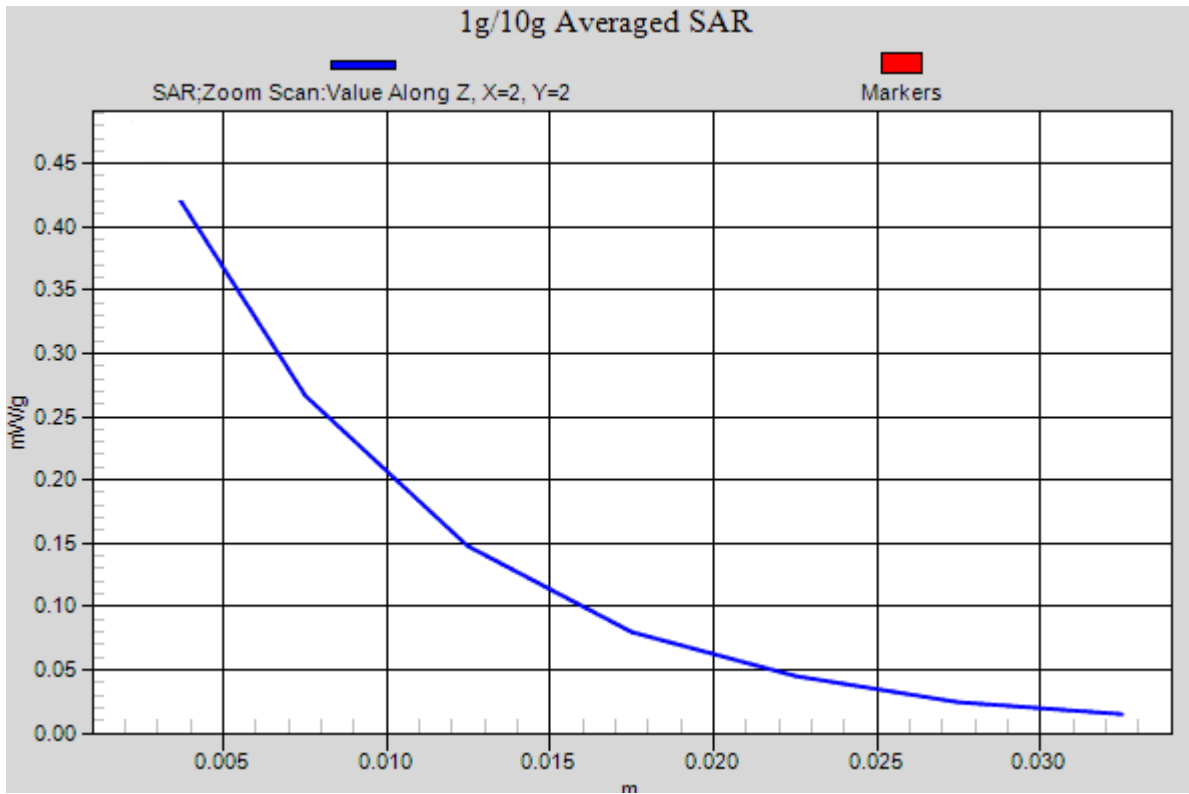
Reference Value = 17.186 V/m; Power Drift = -0.0027 dB

Peak SAR (extrapolated) = 0.687 mW/g

SAR(1 g) = 0.294 mW/g; SAR(10 g) = 0.211mW/g

Maximum value of SAR (measured) = 0.420 mW/g







Test Laboratory: Compliance Certification Services Inc.

June 15, 2012

WCDMA Band II Body-Hotspot Left Middle CH9400

DUT: GSM Mobile Phone; Type: S728; Serial: N/A

Communication System: FDD WCDMA; Communication System Band: Band II; Frequency: 1880MHz; Communication System PAR: 0 dB

Ambient: Temperature: 21 °C Relative humidity: 58% Liquid : Temperature: 20 °C
Medium parameters used: $f = 1880$ MHz; $\sigma = 1.527$ mho/m; $\epsilon_r = 52.807$; $\rho = 1000$ kg/m³

Phantom section: Flat Section

Measurement Standard: DASYS (IEEE/IEC/ANSI C63.19-2007)

DASY5 Configuration:

- Probe: EX3DV4 - SN3755; ConvF(9.07, 9.07, 9.07); Calibrated: 1/20/2012
- Sensor-Surface: 2.5mm (Mechanical Surface Detection)
- Electronics: DAE4 Sn1245; Calibrated: 1/11/2012
- Phantom: Twin SAM Phantom; Type: QD 000 P40 CD; Serial: 1609
- DASY52 52.8.0(692); SEMCAD X 14.6.4(4989)

WCDMA Band II/ Left Middle CH9400/Area Scan (81x31x1): Measurement grid: dx=15mm, dy=15mm

Maximum value of SAR (measured) = 0.379 mW/g

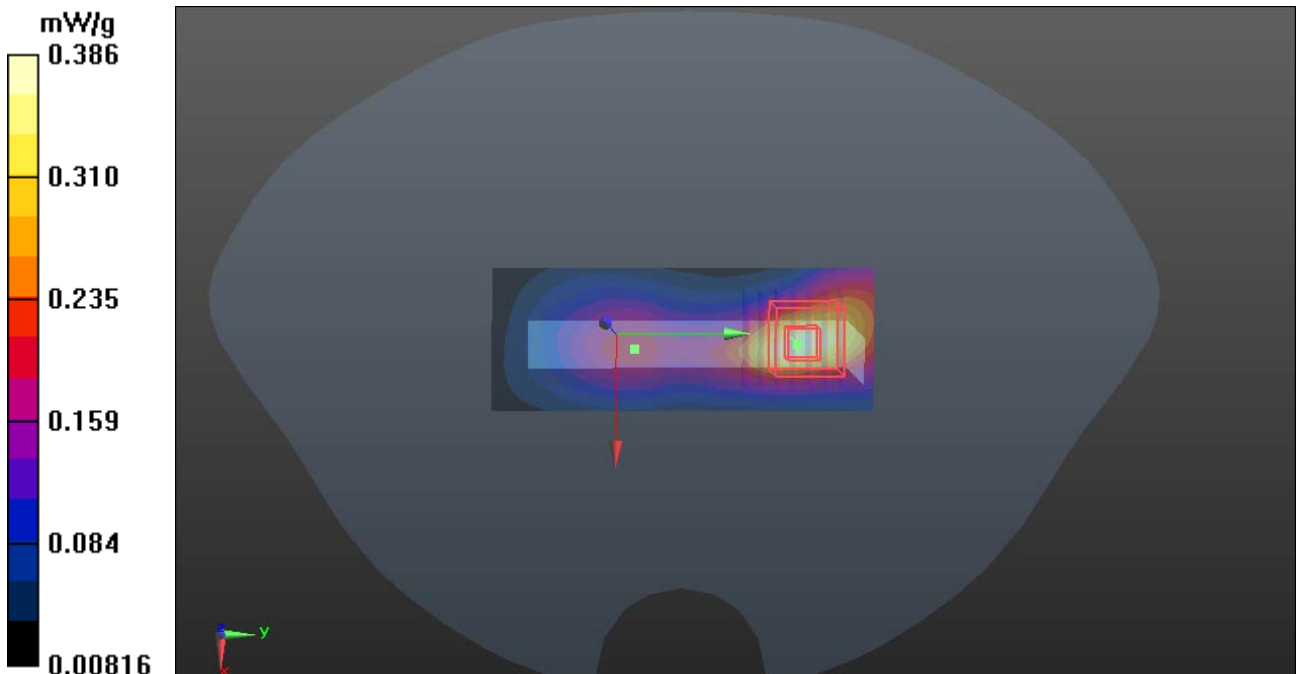
WCDMA Band II/ Left Middle CH9400/Zoom Scan (7x7x7)/Cube 0: Measurement grid: dx=5mm, dy=5mm, dz=5mm

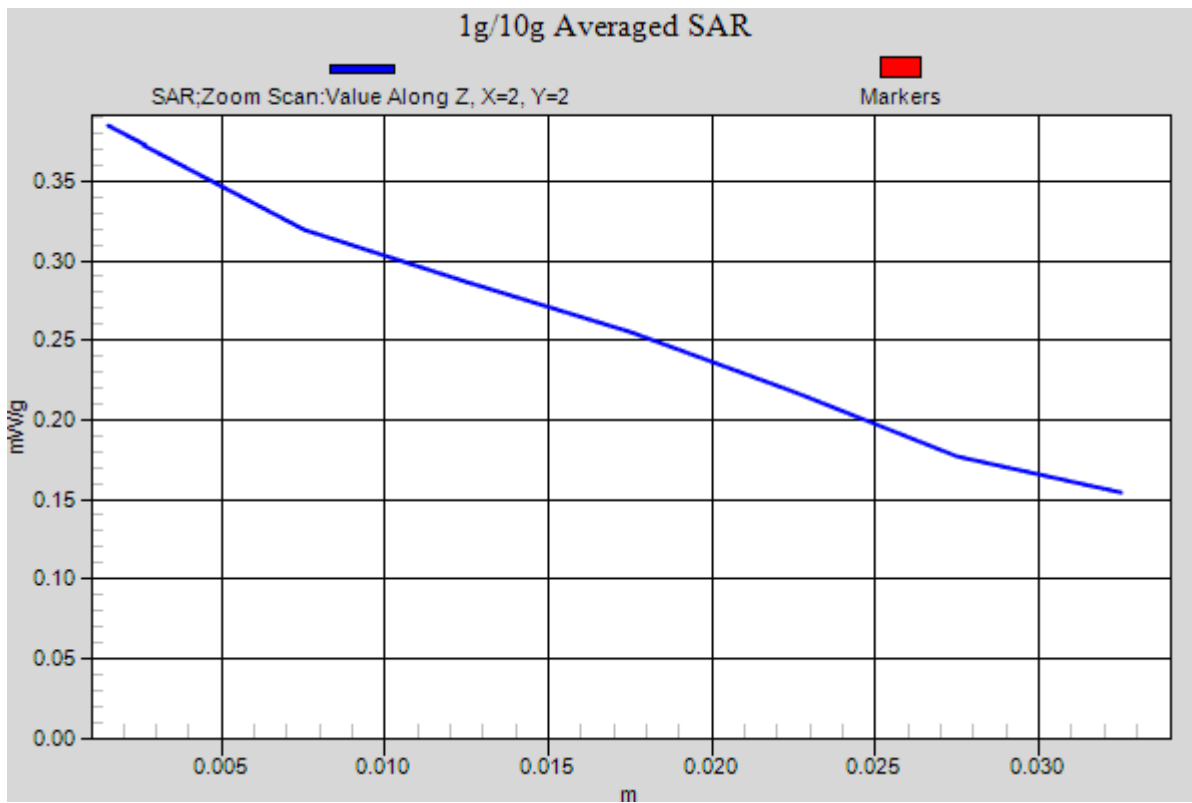
Reference Value = 21.276 V/m; Power Drift = -0.01 dB

Peak SAR (extrapolated) = 0.666 W/kg

SAR(1 g) = 0.251 mW/g; SAR(10 g) = 0.117 mW/g

Maximum value of SAR (measured) = 0.386 mW/g







Test Laboratory: Compliance Certification Services Inc.

June 14, 2012

WCDMA Band V Body-Hotspot Up High CH4233

DUT: GSM Mobile Phone; Type: S728; Serial: N/A

Communication System: FDD WCDMA; Communication System Band: Band V; Frequency: 846.6 MHz; Communication System PAR: 0 dB

Ambient: Temperature: 21 °C Relative humidity: 58% Liquid : Temperature: 20 °C
Medium parameters used: $f = 846.6$ MHz; $\sigma = 0.897$ mho/m; $\epsilon_r = 41.78$; $\rho = 1000$ kg/m³

Phantom section: Flat Section

Measurement Standard: DAS5 (IEEE/IEC/ANSI C63.19-2007)

DASY Configuration:

- Probe: EX3DV4 - SN3755; ConvF(9.07, 9.07, 9.07); Calibrated: 1/20/2012
- Sensor-Surface: 2.5mm (Mechanical Surface Detection)
- Electronics: DAE4 Sn1245; Calibrated: 1/11/2012
- Phantom: Twin SAM Phantom; Type: QD 000 P40 CD; Serial: 1609
- DAS52 52.8.0(692); SEMCAD X 14.6.4(4989)

WCDMA Band V /Body Up High CH4233/Area Scan (51x81x1): Measurement grid: dx=15mm, dy=15mm

Maximum value of SAR (measured) = 0.600 mW/g

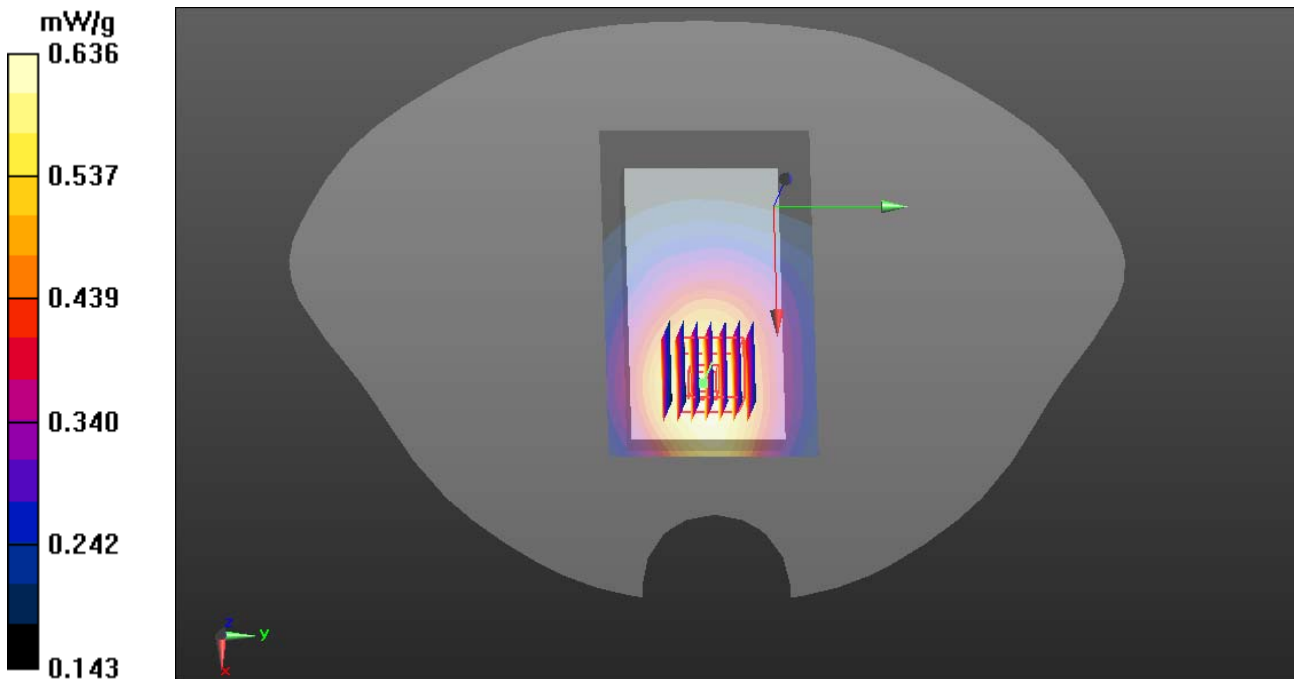
WCDMA Band V /Body Up High CH4233/Zoom Scan (7x7x7)/Cube 0: Measurement grid: dx=5mm, dy=5mm, dz=5mm

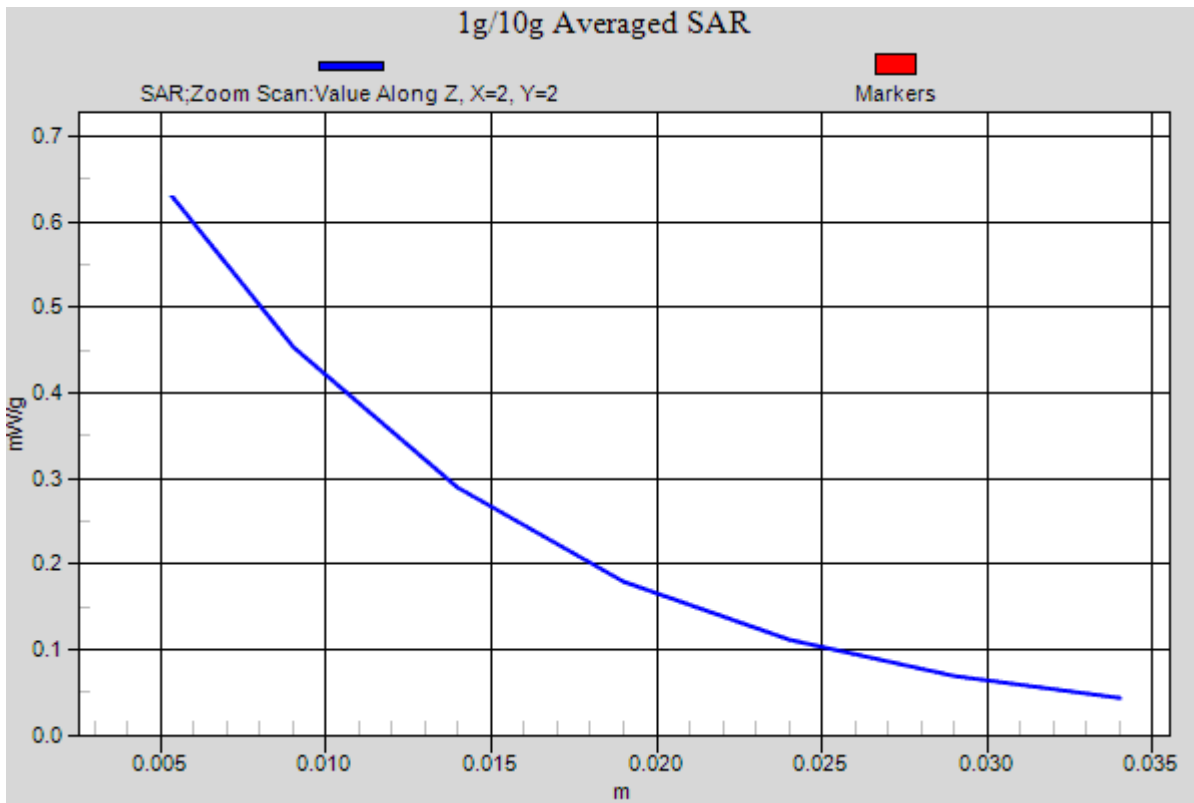
Reference Value = 10.363 V/m; Power Drift = 0.12 dB

Peak SAR (extrapolated) = 0.689 W/kg

SAR(1 g) = 0.558 mW/g; SAR(10 g) = 0.433 mW/g

Maximum value of SAR (measured) = 0.636 mW/g







Test Laboratory: Compliance Certification Services Inc.

June 14, 2012

WCDMA Band V Body-Hotspot Down High CH4233

DUT: GSM Mobile Phone; Type: S728; Serial: N/A

Communication System: FDD WCDMA; Communication System Band: Band V; Frequency: 846.6 MHz; Communication System PAR: 0 dB

Ambient: Temperature: 21 °C Relative humidity: 58% Liquid : Temperature: 20 °C
Medium parameters used: $f = 846.6$ MHz; $\sigma = 0.897$ mho/m; $\epsilon_r = 41.78$; $\rho = 1000$ kg/m³

Phantom section: Flat Section

Measurement Standard: DASYS (IEEE/IEC/ANSI C63.19-2007)

DASY Configuration:

- Probe: EX3DV4 - SN3755; ConvF(9.07, 9.07, 9.07); Calibrated: 1/20/2012
- Sensor-Surface: 2.5mm (Mechanical Surface Detection)
- Electronics: DAE4 Sn1245; Calibrated: 1/11/2012
- Phantom: Twin SAM Phantom; Type: QD 000 P40 CD; Serial: 1609
- DASYS 52.8.0(692); SEMCAD X 14.6.4(4989)

WCDMA Band V /Body Down High CH4233/Area Scan (51x81x1): Measurement grid: dx=15mm, dy=15mm

Maximum value of SAR (measured) = 0.608 mW/g

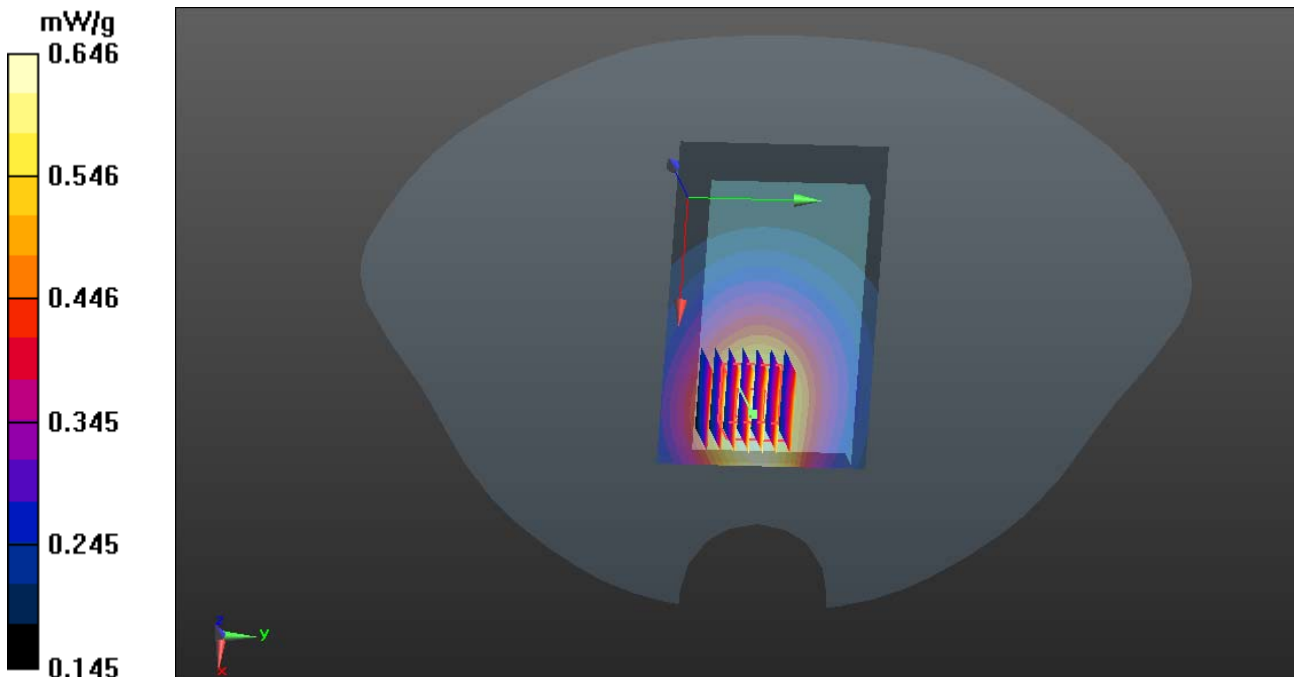
WCDMA Band V /Body Down High CH4233/Zoom Scan (7x7x7)/Cube 0: Measurement grid: dx=5mm, dy=5mm, dz=5mm

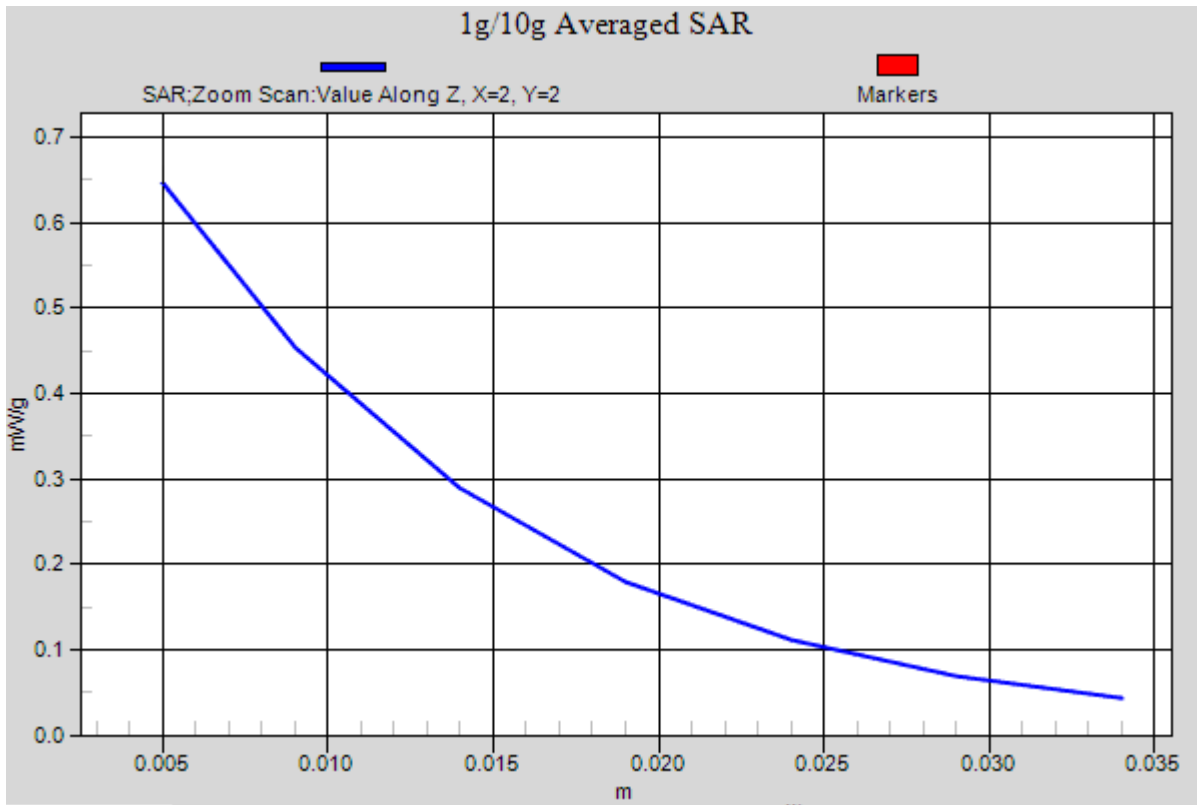
Reference Value = 10.426 V/m; Power Drift = 0.04 dB

Peak SAR (extrapolated) = 0.702 W/kg

SAR(1 g) = 0.564mW/g; SAR(10 g) = 0.460 mW/g

Maximum value of SAR (measured) = 0.646 mW/g







Test Laboratory: Compliance Certification Services Inc.

June 14, 2012

WCDMA Band V Body-Hotspot Bottom High CH4233

DUT: GSM Mobile Phone; Type: S728; Serial: N/A

Communication System: FDD WCDMA; Communication System Band: Band V; Frequency: 846.6 MHz; Communication System PAR: 0 dB

Ambient: Temperature: 21 °C Relative humidity: 58% Liquid : Temperature: 20 °C

Medium parameters used: $f = 846.6$ MHz; $\sigma = 0.897$ mho/m; $\epsilon_r = 41.78$; $\rho = 1000$ kg/m³

Phantom section: Flat Section

Measurement Standard: DASYS (IEEE/IEC/ANSI C63.19-2007)

DASY5 Configuration:

- Probe: EX3DV4 - SN3755; ConvF(9.07, 9.07, 9.07); Calibrated: 1/20/2012
- Sensor-Surface: 2.5mm (Mechanical Surface Detection)
- Electronics: DAE4 Sn1245; Calibrated: 1/11/2012
- Phantom: Twin SAM Phantom; Type: QD 000 P40 CD; Serial: 1609
- Measurement SW: DASYS 52.8.0(692); SEMCAD X 14.6.4(4989)

WCDMA Band V/ Bottom High CH4233/Area Scan (51x31x1): Measurement grid: dx=15mm, dy=15mm

Maximum value of SAR (measured) = 0.572 mW/g

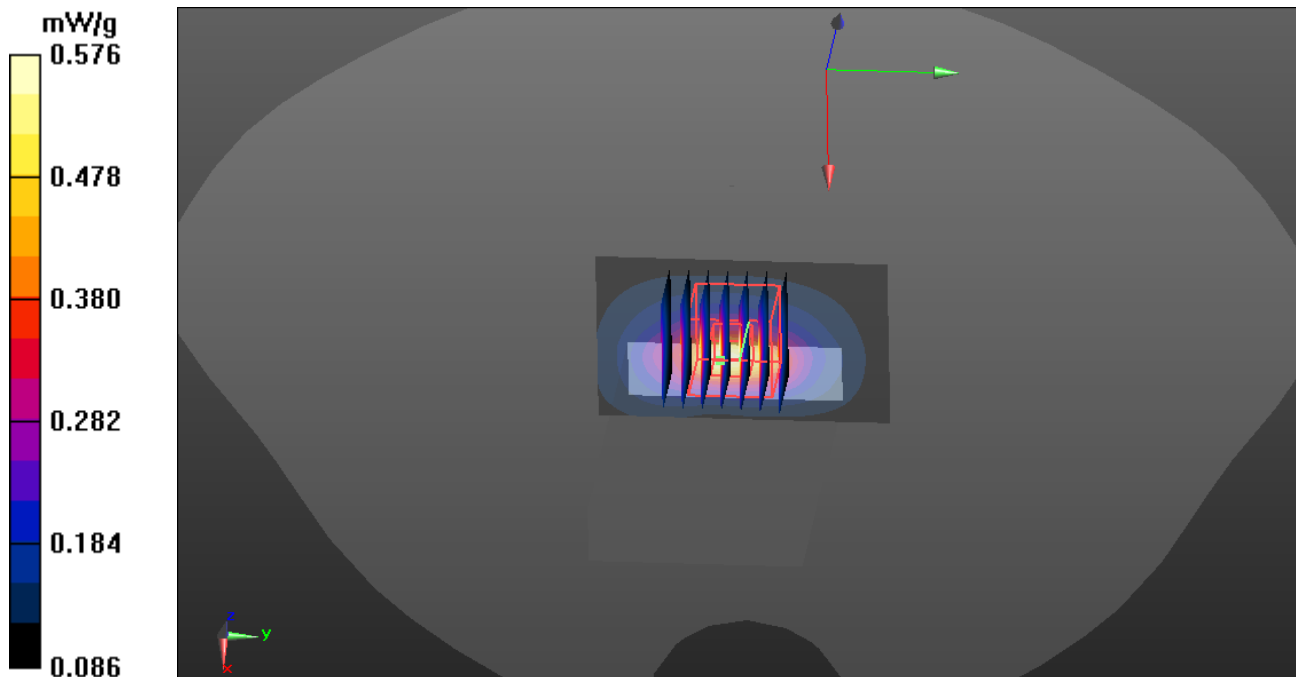
WCDMA Band V/ Bottom High CH4233/ Zoom Scan (7x7x7)/Cube 0: Measurement grid: dx=5mm, dy=5mm, dz=5mm

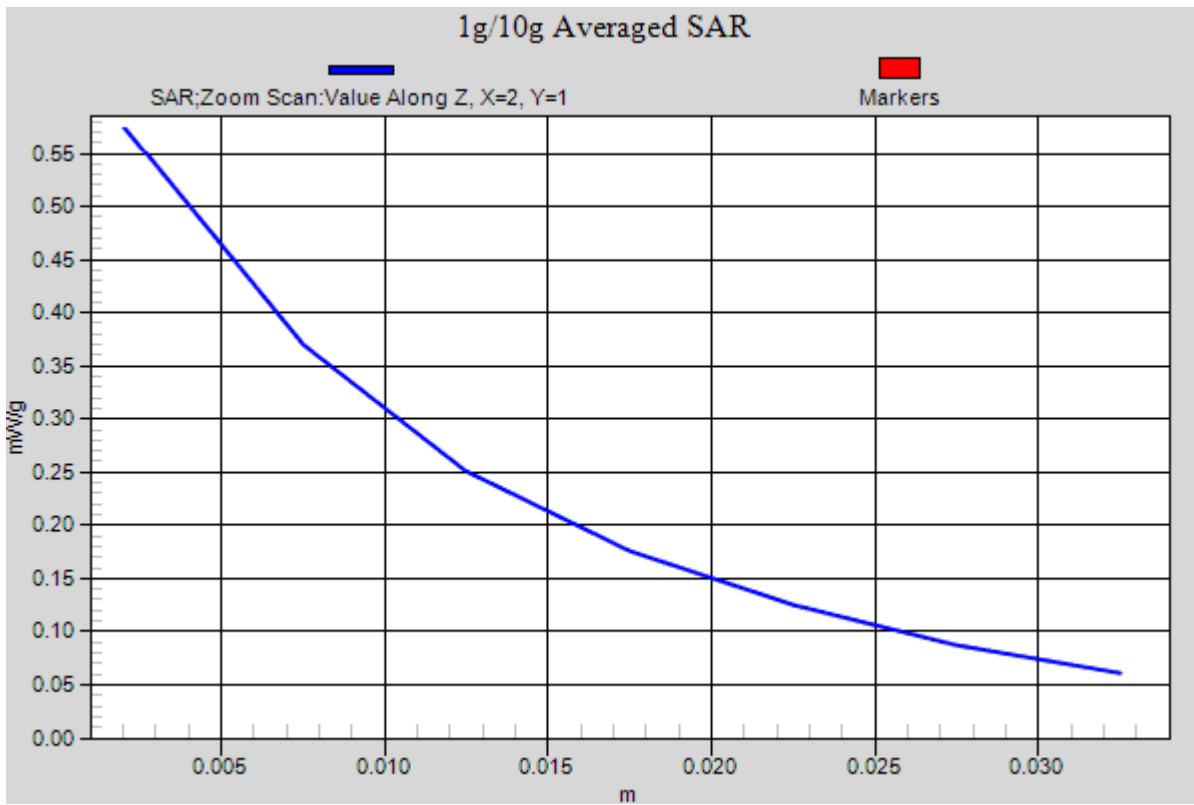
Reference Value = 16.939 V/m; Power Drift = 0.05 dB

Peak SAR (extrapolated) = 0.824 W/kg

SAR(1 g) = 0.421 mW/g; SAR(10 g) = 0.243 mW/g

Maximum value of SAR (measured) = 0.576 mW/g







Test Laboratory: Compliance Certification Services Inc.

June 14, 2012

WCDMA Band V Body-Hotspot Right High CH4233

DUT: GSM Mobile Phone; Type: S728; Serial: N/A

Communication System: FDD WCDMA; Communication System Band: Band V; Frequency: 846.6 MHz; Communication System PAR: 0 dB

Ambient: Temperature: 21 °C Relative humidity: 58% Liquid : Temperature: 20 °C

Medium parameters used: $f = 846.6$ MHz; $\sigma = 0.897$ mho/m; $\epsilon_r = 41.78$; $\rho = 1000$ kg/m³

Phantom section: Flat Section

Measurement Standard: DASYS (IEEE/IEC/ANSI C63.19-2007)

DASY5 Configuration:

- Probe: EX3DV4 - SN3755; ConvF(9.07, 9.07, 9.07); Calibrated: 1/20/2012
- Sensor-Surface: 2.5mm (Mechanical Surface Detection)
- Electronics: DAE4 Sn1245; Calibrated: 1/11/2012
- Phantom: Twin SAM Phantom; Type: QD 000 P40 CD; Serial: 1609
- Measurement SW: DASYS 52.8.0(692); SEMCAD X 14.6.4(4989)

WCDMA Band V/ Right High CH4233/Area Scan (81x31x1): Measurement grid: dx=15mm, dy=15mm

Maximum value of SAR (measured) = 0.922 mW/g

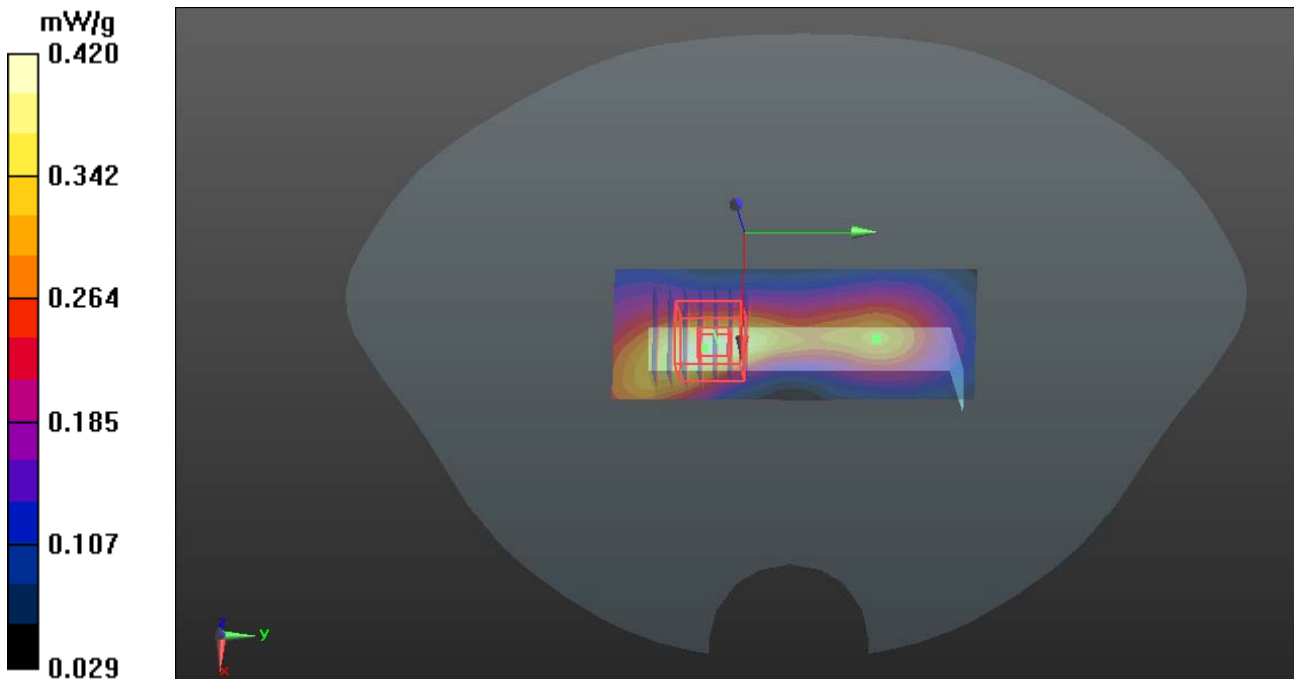
WCDMA Band V/ Right High CH4233/ Zoom Scan (7x7x7)/Cube 0: Measurement grid: dx=5mm, dy=5mm, dz=5mm

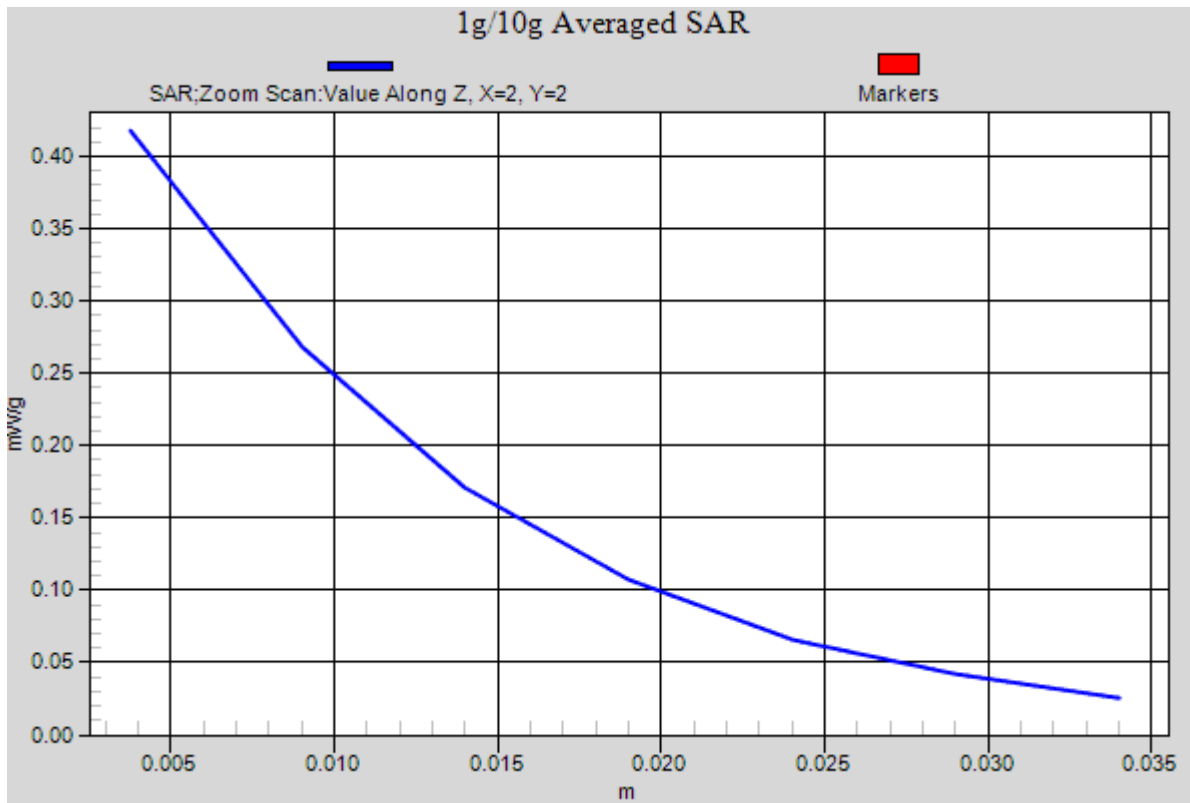
Reference Value = 17.186 V/m; Power Drift = -0.015 dB

Peak SAR (extrapolated) = 0.493 mW/g

SAR(1 g) = 0.290 mW/g; SAR(10 g) = 0.209 mW/g

Maximum value of SAR (measured) = 0.420 mW/g







Test Laboratory: Compliance Certification Services Inc.

June 14, 2012

WCDMA Band V Body-Hotspot Left High CH4233

DUT: GSM Mobile Phone; Type: S728; Serial: N/A

Communication System: FDD WCDMA; Communication System Band: Band V; Frequency: 846.6 MHz; Communication System PAR: 0 dB

Ambient: Temperature: 21 °C Relative humidity: 58% Liquid : Temperature: 20 °C
Medium parameters used: $f = 846.6$ MHz; $\sigma = 0.897$ mho/m; $\epsilon_r = 41.78$; $\rho = 1000$ kg/m³

Phantom section: Flat Section

Measurement Standard: DASYS (IEEE/IEC/ANSI C63.19-2007)

DASY5 Configuration:

- Probe: EX3DV4 - SN3755; ConvF(9.07, 9.07, 9.07); Calibrated: 1/20/2012
- Sensor-Surface: 2.5mm (Mechanical Surface Detection)
- Electronics: DAE4 Sn1245; Calibrated: 1/11/2012
- Phantom: Twin SAM Phantom; Type: QD 000 P40 CD; Serial: 1609
- DASY52 52.8.0(692); SEMCAD X 14.6.4(4989)

WCDMA Band V/ Left High CH4233/Area Scan (81x31x1): Measurement grid: dx=15mm, dy=15mm

Maximum value of SAR (measured) = 0.383 mW/g

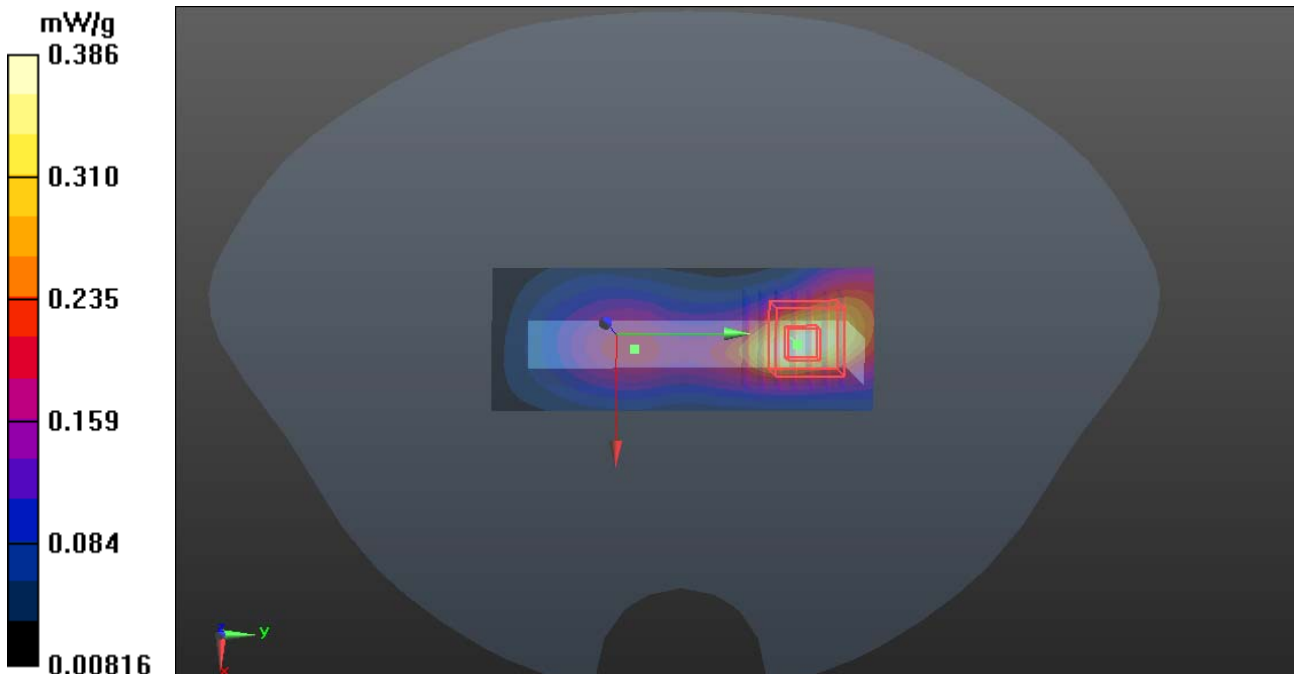
WCDMA Band V/ Left High CH4233/Zoom Scan (7x7x7)/Cube 0: Measurement grid: dx=5mm, dy=5mm, dz=5mm

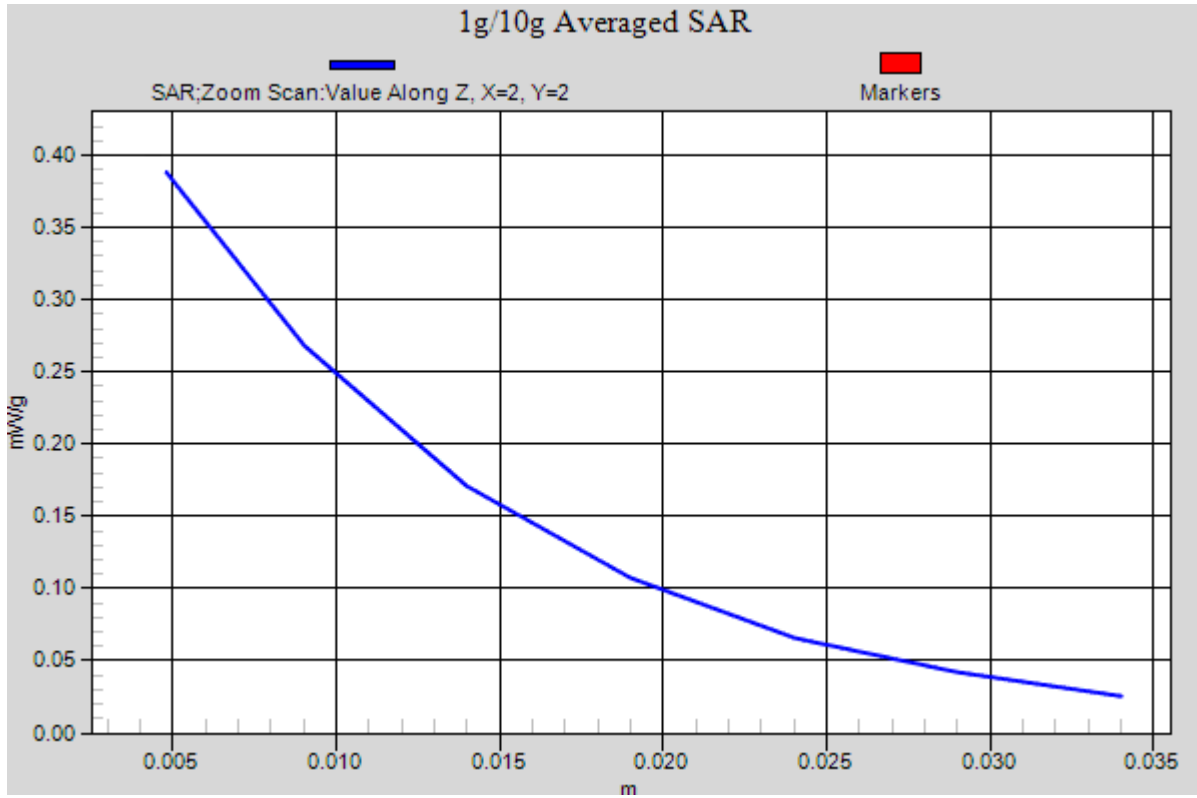
Reference Value = 21.276 V/m; Power Drift = -0.01 dB

Peak SAR (extrapolated) = 0.666 W/kg

SAR(1 g) = 0.248 mW/g; SAR(10 g) = 0.111 mW/g

Maximum value of SAR (measured) = 0.386 mW/g







Test Laboratory: Compliance Certification Services Inc.

June 16, 2012

IEEE 802.11b Body-Hotspot UP Middle CH6

DUT: GSM Mobile Phone; Type: S728; Serial: N/A

Communication System: IEEE 802.11b; Communication System Band: ISM 2.4GHz Band; Frequency: 2437 MHz; Communication System PAR: 0 dB

Ambient: Temperature: 21 °C Relative humidity: 58% Liquid : Temperature: 20 °C

Medium parameters used (interpolated): $f = 2437$ MHz; $\sigma = 1.978$ mho/m; $\epsilon_r = 53.231$; $\rho = 1000$ kg/m³

Phantom section: Flat Section

Measurement Standard: DASYS (IEEE/IEC/ANSI C63.19-2007)

DASY5 Configuration:

- Probe: EX3DV4 - SN3755; ConvF(7.06, 7.06, 7.06); Calibrated: 1/20/2012
- Sensor-Surface: 2.5mm (Mechanical Surface Detection)
- Electronics: DAE4 Sn1245; Calibrated: 1/11/2012
- Phantom: Twin SAM Phantom; Type: QD 000 P40 CD; Serial: 1609
- Measurement SW: DASYS 52.8.0(692); SEMCAD X 14.6.4(4989)

IEEE 802.11b/UP Middle CH7/Area Scan (51x81x1):

Measurement grid: dx=15mm, dy=15mm

Maximum value of SAR (measured) = 0.252 mW/g

IEEE 802.11b/UP Middle CH7/ Zoom Scan (7x7x7)/Cube 0:


Measurement grid: dx=5mm, dy=5mm, dz=5mm

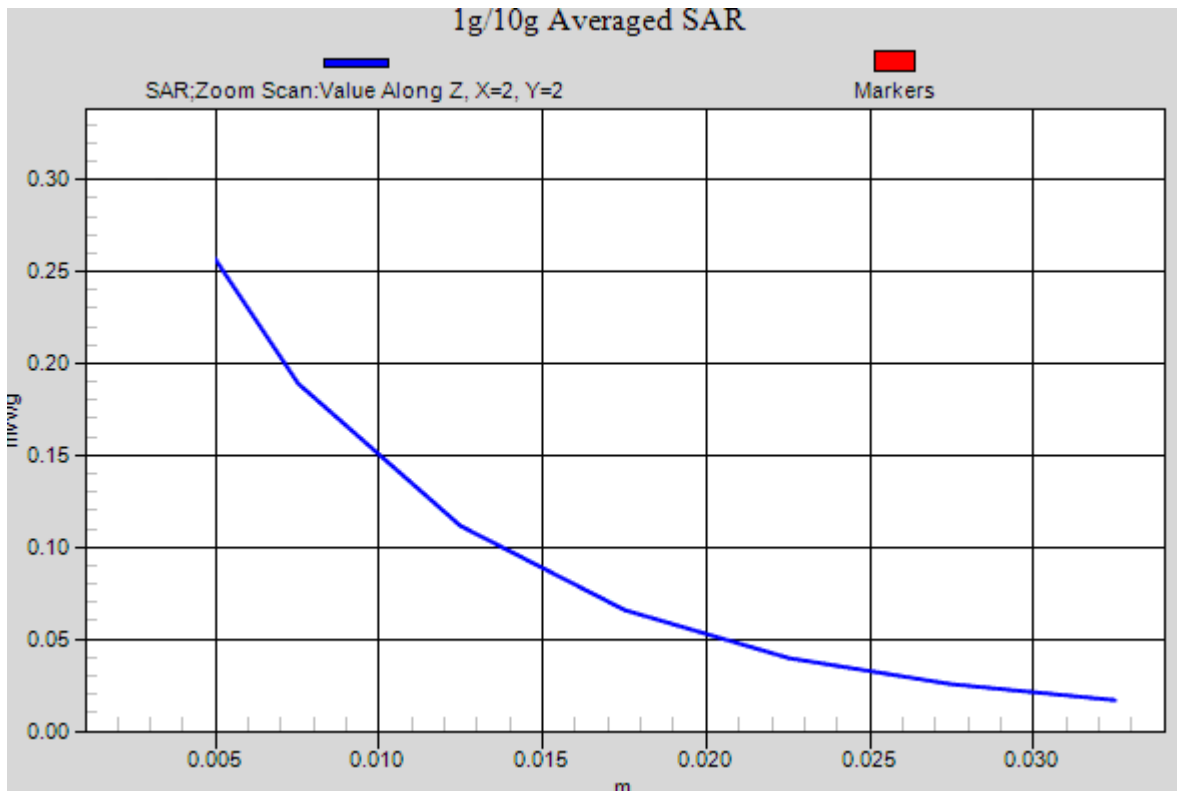
Reference Value = 11.487 V/m; Power Drift = 0.05dB

Peak SAR (extrapolated) = 0.558 W/kg

SAR(1 g) = 0.215 mW/g; SAR(10 g) = 0.106mW/g

Maximum value of SAR (measured) = 0.257 mW/g







Test Laboratory: Compliance Certification Services Inc.

June 16, 2012

IEEE 802.11b Body-Hotspot Down Middle CH6

DUT: GSM Mobile Phone; Type: S728; Serial: N/A

Communication System: IEEE 802.11b; Communication System Band: ISM 2.4GHz Band; Frequency: 2437 MHz; Communication System PAR: 0 dB

Ambient: Temperature: 21 °C Relative humidity: 58% Liquid : Temperature: 20 °C

Medium parameters used (interpolated): $f = 2437$ MHz; $\sigma = 1.98$ mho/m; $\epsilon_r = 52.82$; $\rho = 1000$ kg/m³

Phantom section: Flat Section

Measurement Standard: DASYS (IEEE/IEC/ANSI C63.19-2007)

DASY5 Configuration:

- Probe: EX3DV4 - SN3755; ConvF(7.06, 7.06, 7.06); Calibrated: 1/20/2012
- Sensor-Surface: 2.5mm (Mechanical Surface Detection)
- Electronics: DAE4 Sn1245; Calibrated: 1/11/2012
- Phantom: Twin SAM Phantom; Type: QD 000 P40 CD; Serial: 1609
- Measurement SW: DASYS 52.8.0(692); SEMCAD X 14.6.4(4989)

IEEE 802.11b/ Down Middle CH6/Area Scan (51x81x1):

Measurement grid: dx=15mm, dy=15mm

Maximum value of SAR (measured) = 0.578 mW/g

IEEE 802.11b/ Down Cheek Middle CH6/Zoom Scan (7x7x7)/Cube 0:

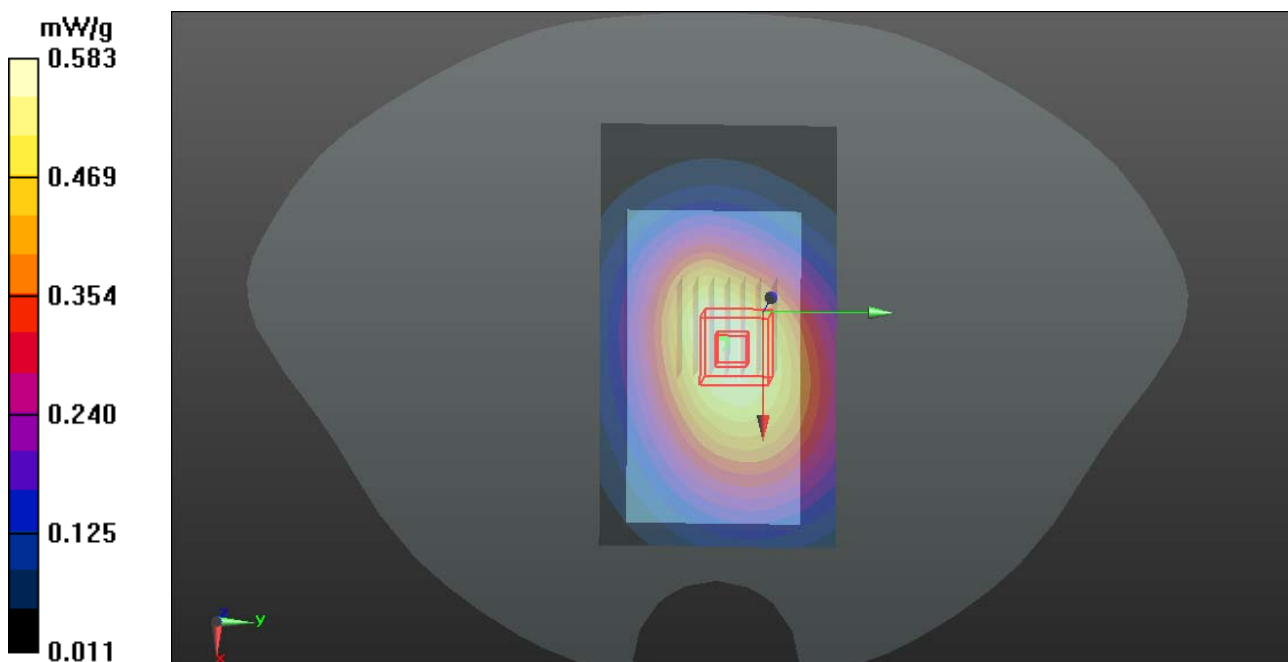
Measurement grid: dx=5mm, dy=5mm, dz=5mm

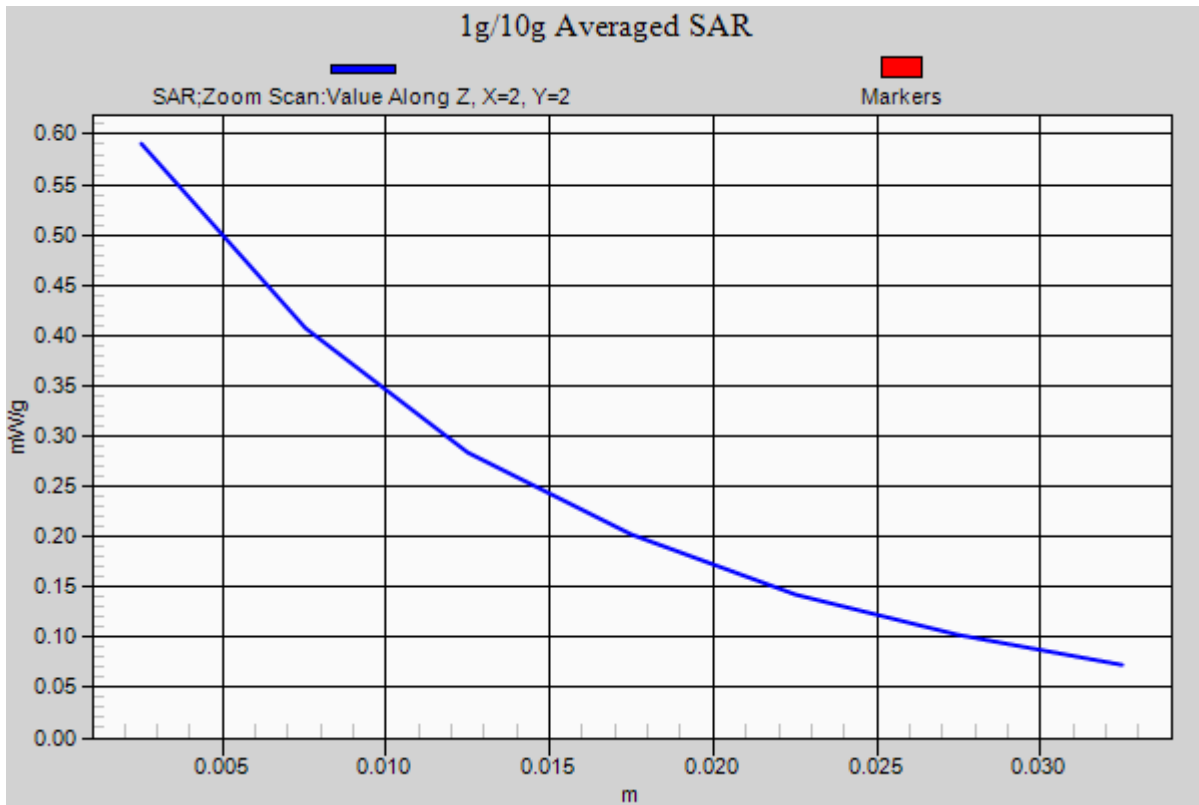
Reference Value = 12.220 V/m; Power Drift = -0.04 dB

Peak SAR (extrapolated) = 0.942 W/kg

SAR(1 g) = 0.315 mW/g; SAR(10 g) = 0.184 mW/g

Maximum value of SAR (measured) = 0.583 mW/g







Test Laboratory: Compliance Certification Services Inc.

June 16, 2012

IEEE 802.11b Body-Hotspot Top Middle CH6

DUT: GSM Mobile Phone; Type: S728; Serial: N/A

Communication System: IEEE 802.11b; Communication System Band: ISM 2.4GHz Band; Frequency: 2437 MHz; Communication System PAR: 0 dB

Ambient: Temperature: 21 °C Relative humidity: 58% Liquid : Temperature: 20 °C

Medium parameters used (interpolated): $f = 2437$ MHz; $\sigma = 1.99$ mho/m; $\epsilon_r = 53.21$; $\rho = 1000$ kg/m³

Phantom section: Flat Section

Measurement Standard: DASYS (IEEE/IEC/ANSI C63.19-2007)

DASY5 Configuration:

- Probe: EX3DV4 - SN3755; ConvF(7.06, 7.06, 7.06); Calibrated: 1/20/2012
- Sensor-Surface: 2.5mm (Mechanical Surface Detection)
- Electronics: DAE4 Sn1245; Calibrated: 1/11/2012
- Phantom: Twin SAM Phantom; Type: QD 000 P40 CD; Serial: 1609
- Measurement SW: DASYS 52.8.0(692); SEMCAD X 14.6.4(4989)

IEEE 802.11b/ Top Middle CH7/Area Scan (51x31x1):

Measurement grid: dx=15mm, dy=15mm

Maximum value of SAR (measured) = 0.444 mW/g

IEEE 802.11b/ Top Middle CH7/ Zoom Scan (7x7x7)/Cube 0:

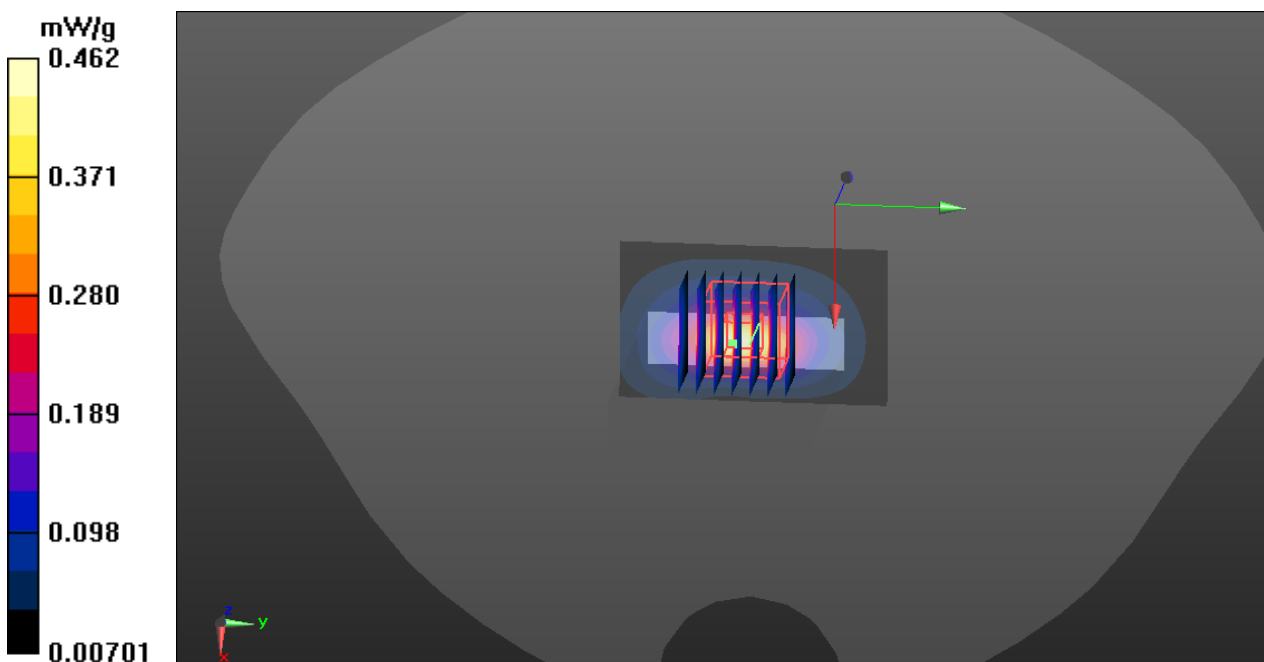
Measurement grid: dx=5mm, dy=5mm, dz=5mm

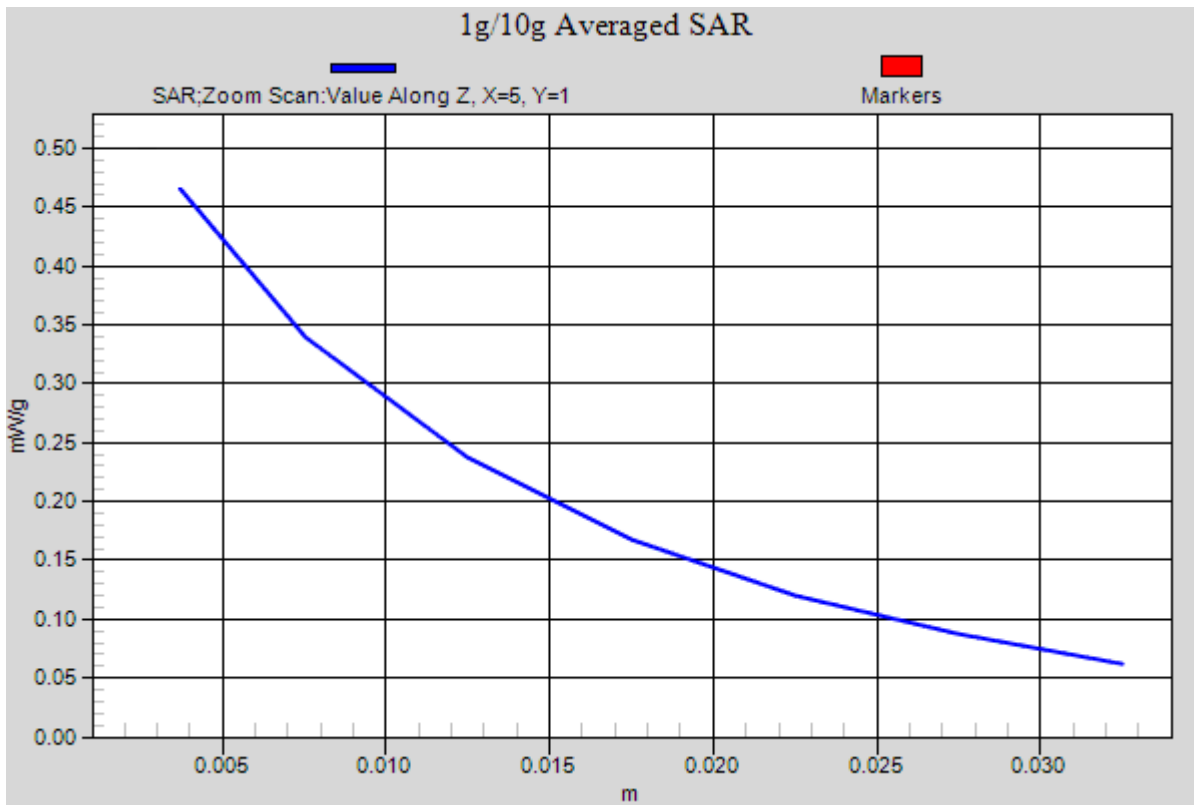
Reference Value = 12.317 V/m; Power Drift = -0.02 dB

Peak SAR (extrapolated) = 1.002 W/kg

SAR(1 g) = 0.273 mW/g; SAR(10 g) = 0.115 mW/g

Maximum value of SAR (measured) = 0.462 mW/g







Test Laboratory: Compliance Certification Services Inc.

June 16, 2012

IEEE 802.11b Body-Hotspot Right Middle CH6

DUT: GSM Mobile Phone; Type: S728; Serial: N/A

Communication System: IEEE 802.11b; Communication System Band: ISM 2.4GHz Band; Frequency: 2437 MHz; Communication System PAR: 0 dB

Ambient: Temperature: 21 °C Relative humidity: 58% Liquid : Temperature: 20 °C

Medium parameters used (interpolated): $f = 2437$ MHz; $\sigma = 1.98$ mho/m; $\epsilon_r = 53.52$; $\rho = 1000$ kg/m³

Phantom section: Flat Section

Measurement Standard: DASYS (IEEE/IEC/ANSI C63.19-2007)

DASY5 Configuration:

- Probe: EX3DV4 - SN3755; ConvF(7.06, 7.06, 7.06); Calibrated: 1/20/2012
- Sensor-Surface: 2.5mm (Mechanical Surface Detection)
- Electronics: DAE4 Sn1245; Calibrated: 1/11/2012
- Phantom: Twin SAM Phantom; Type: QD 000 P40 CD; Serial: 1609
- Measurement SW: DASYS 52.8.0(692); SEMCAD X 14.6.4(4989)

IEEE 802.11b/ Right Middle CH6/Area Scan (81x31x1):

Measurement grid: dx=15mm, dy=15mm

Maximum value of SAR (measured) = 0.110 mW/g

IEEE 802.11b/ Right Middle CH6/ Zoom Scan (7x7x7)/Cube 0:

Measurement grid: dx=5mm, dy=5mm, dz=5mm

Reference Value = 12.250 V/m; Power Drift = 0.08 dB

Peak SAR (extrapolated) = 0.288 W/kg

SAR(1 g) = 0.098 mW/g; SAR(10 g) = 0.057 mW/g

Maximum value of SAR (measured) = 0.112 mW/g

