

ANNEX H: The EUT Appearances and Test Configuration




6-a: close



6-b: open


Picture 6: Constituents of EUT



Picture 7: Left Hand Touch Cheek Position




Picture 8: Left Hand Tilt 15 Degree Position




Picture 9: Right Hand Touch Cheek Position



Picture 10: Right Hand Tilt 15 Degree Position




11-a: close

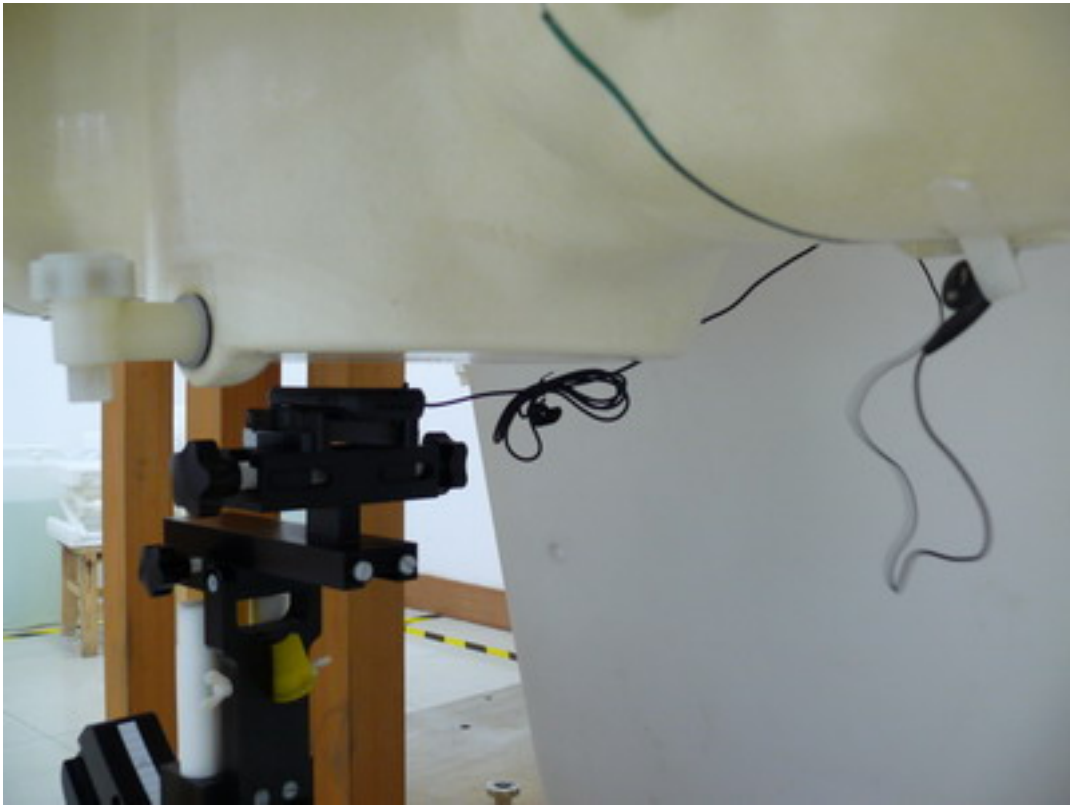


11-b: open


Picture 11: Body, The EUT display towards ground, the distance from handset to the bottom of the Phantom is 15mm



Picture 12: Body, The EUT display towards phantom, the distance from handset to the bottom of the Phantom is 15mm



13-a: close



13-a: open

Picture 13: Body with earphone, The EUT display towards ground, the distance from handset to the bottom of the Phantom is 15mm)