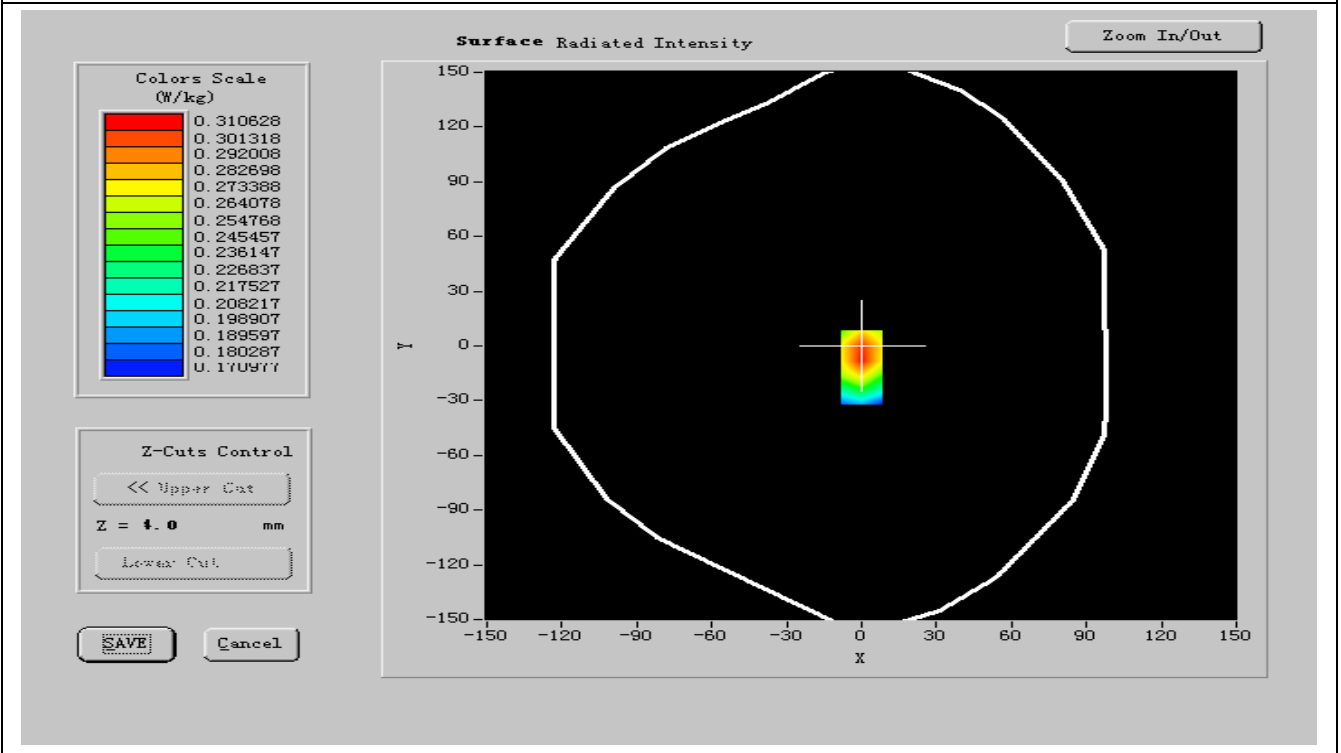
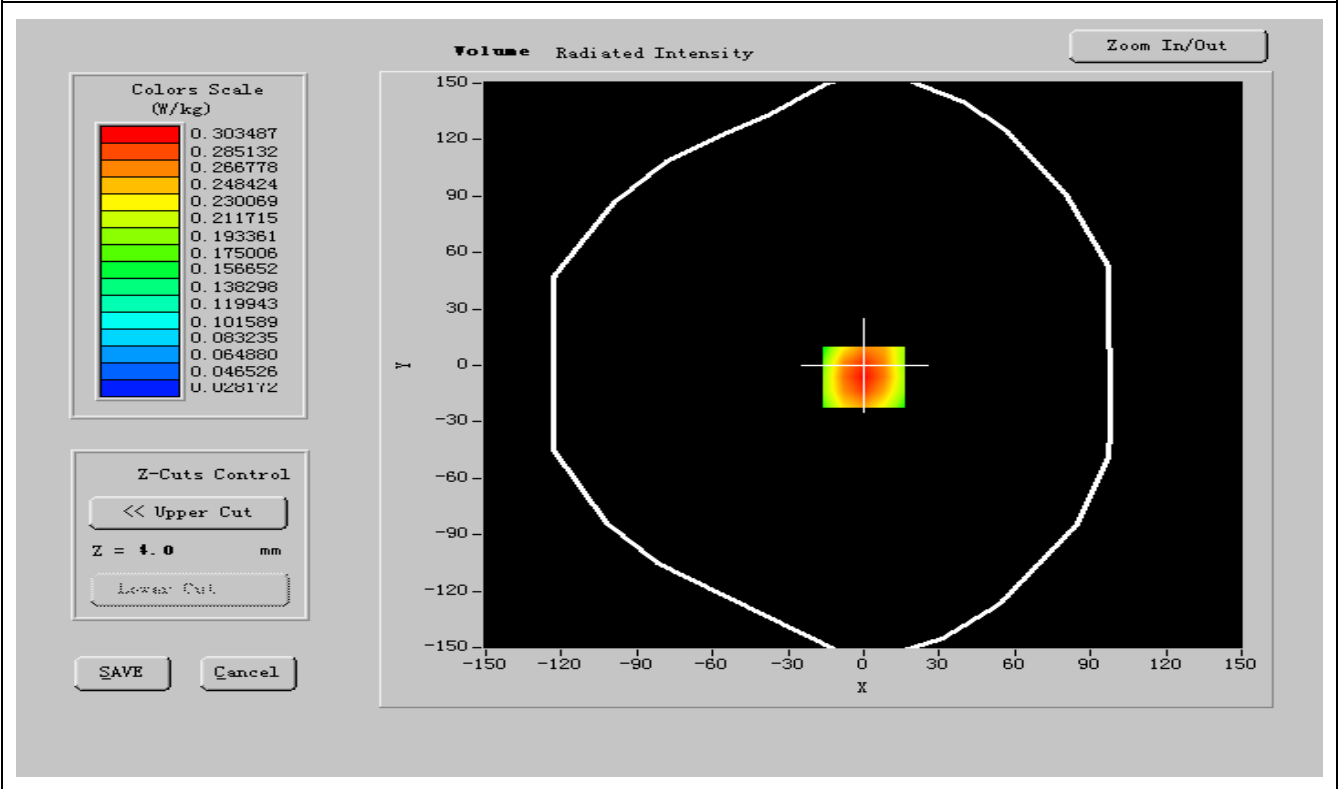




SURFACE SAR



VOLUME SAR



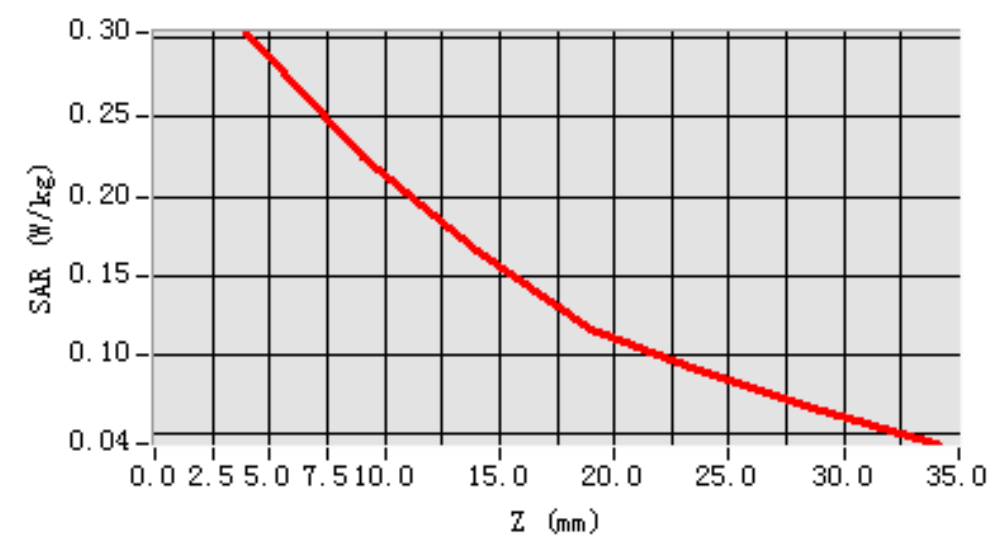


Maximum location: X=-13.00, Y=-3.00

SAR 10g (W/Kg)	0.547124
SAR 1g (W/Kg)	0.350713

Z Axis Scan

SAR, Z Axis Scan (X = 0, Y = -6)





MEASUREMENT 24

Date of measurement: 01/19/2011

Area Scan: 7 x 7 x 1 **dx=15mm** **dy=15mm**
Zoom Scan: 5 x 5 x 7 **dx=5mm** **dy=5mm** **dz=5mm**
Z Axis Scan: 1 x 1 x 21 **dx=20mm** **dy=20mm** **dz=5mm**

A. Experimental conditions.

Phantom File	zinf15.txt, Adaptive 2 max
Phantom	Body
Device Position	FrontSide toward phantom
Band	GPRS850
Channels	High
Signal	GPRS

B. Instrumentations.

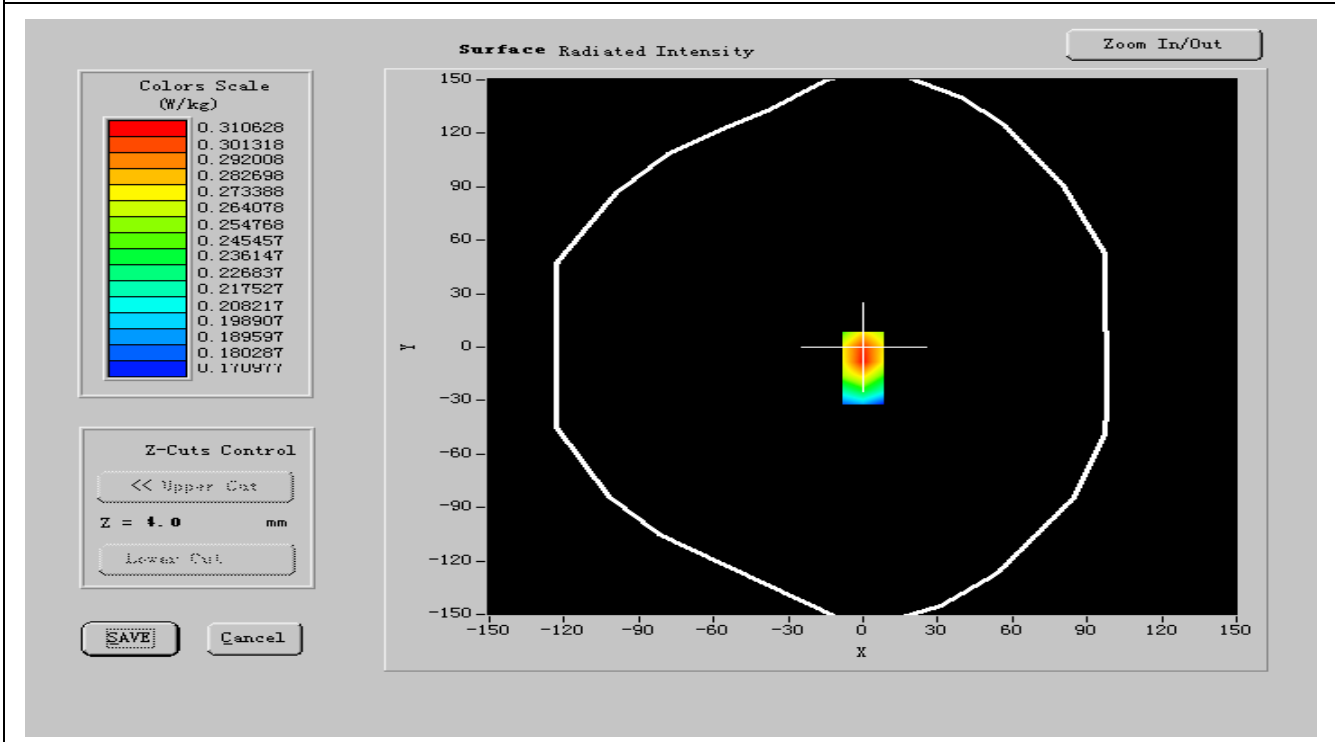
PC	HP (Pentium(R) V3.06GHz, SN:375052-AA1)	Calibration Due: N/A
Wireless Communication Test Set	R&S (CMU200, SN:B23-03291)	Calibration Due: 05/25/2011
Network Analyzer	Agilent(E5071B, MY42301382)	Calibration Due: 03/24/2011
Voltmeter	Keithley (2000, SN:1015843)	Calibration Due: 05/25/2011
Signal Generator	Agilent (E8257C, SN:MY43321570)	Calibration Due: 03/24/2011
Amplifier	Mini-Circuits (ZHL-42, SN:110405)	Calibration Due: 07/29/2011
Power Meter	Agilent (E4416A, SN:QB41292714)	Calibration Due: 03/24/2011
Probe	Antenna (SN:SN_1109_EP_100)	Calibration Due: 05/04/2011
DIPOLE 835	Antenna (DIPC32,SN 48/05)	Calibration Due: 02/09/2011
Phantom	Antenna (SN:SN41_05_SAM29)	Calibration Due: N/A
Liquid	Antenna	Calibration Due: N/A
Measurement SW	OPEN SAR V2.1	Calibration Due: N/A

C. SAR Measurement Results

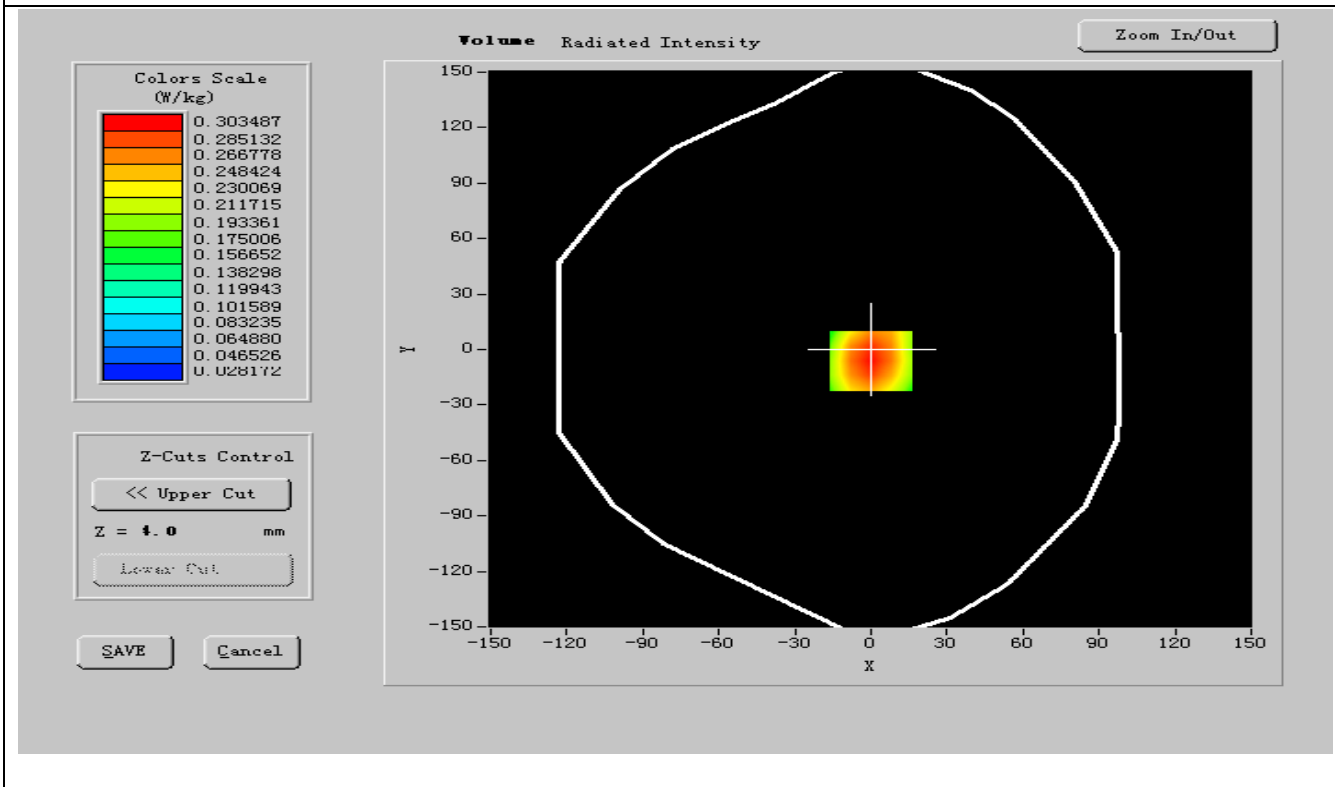
Frequency (MHz)	848.800000
Relative permittivity (real part)	55.571330
Relative permittivity (imaginary part)	21.726019
Conductivity (S/m)	0.924708
Variation (%)	-0.210000
Ambient Temperature:	21.3 °C
Liquid Temperature:	20.4 °C
ConvF:	20.00, 19.88, 27.77
Crest factor:	1:2



SURFACE SAR



VOLUME SAR



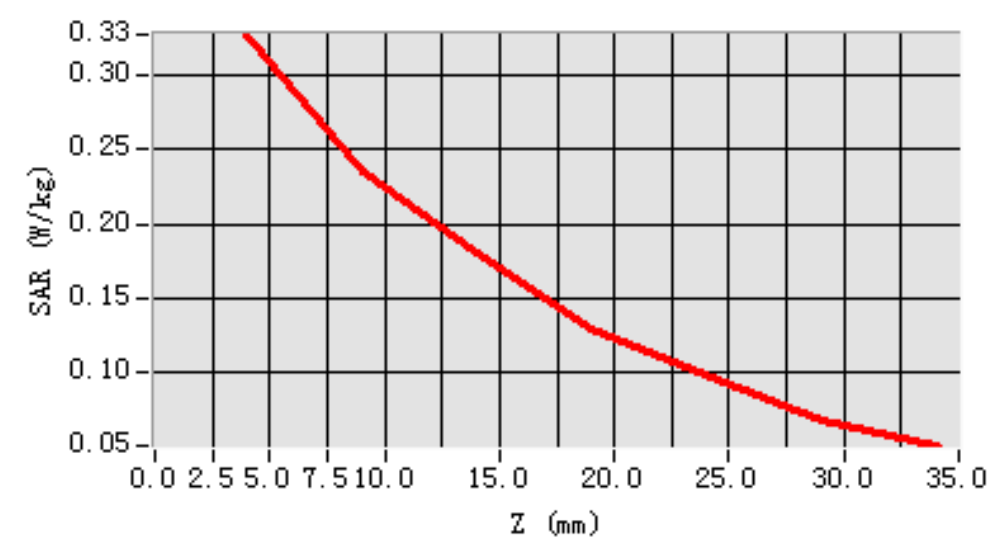


Maximum location: X=-13.00, Y=-3.00

SAR 10g (W/Kg)	0.461060
SAR 1g (W/Kg)	0.371053

Z Axis Scan

SAR, Z Axis Scan (X = 0, Y = -6)





II. 1900MHz Band RESULTS

<u>TYPE</u>	<u>PARAMETERS</u>
<u>Phone</u>	<p><u>Measurement 1:</u> Right Head with Cheek device position on Low Channel in GSM1900 mode</p> <p><u>Measurement 2:</u> Right Head with Cheek device position on Middle Channel in GSM1900 mode</p> <p><u>Measurement 3:</u> Right Head with Cheek device position on High Channel in GSM1900 mode</p> <p><u>Measurement 4:</u> Right Head with Tilt device position on Low Channel in GSM1900 mode</p> <p><u>Measurement 5:</u> Right Head with Tilt device position on Middle Channel in GSM1900 mode</p> <p><u>Measurement 6:</u> Right Head with Tilt device position on High Channel in GSM1900 mode</p> <p><u>Measurement 7:</u> Left Head with Cheek device position on Low Channel in GSM1900 mode</p> <p><u>Measurement 8:</u> Left Head with Cheek device position on Middle Channel in GSM1900 mode</p> <p><u>Measurement 9:</u> Left Head with Cheek device position on High Channel in GSM1900 mode</p> <p><u>Measurement 10:</u> Left Head with Tilt device position on Low Channel in GSM1900 mode</p> <p><u>Measurement 11:</u> Left Head with Tilt device position on Middle Channel in GSM1900 mode</p> <p><u>Measurement 12:</u> Left Head with Tilt device position on High Channel in GSM1900 mode</p> <p><u>Measurement 13:</u> BackSide toward phantom 15mm, Low Channel in GSM1900 mode</p> <p><u>Measurement 14:</u> BackSide toward phantom 15mm, Middle Channel in GSM1900 mode</p> <p><u>Measurement 15:</u> BackSide toward phantom 15mm, High Channel in GSM1900 mode</p> <p><u>Measurement 16:</u> BackSide toward phantom 15mm, Low Channel in GPRS1900 mode</p> <p><u>Measurement 17:</u> BackSide toward phantom 15mm, Middle Channel in GPRS1900 mode</p> <p><u>Measurement 18:</u> BackSide toward phantom 15mm, High Channel in GPRS1900 mode</p> <p><u>Measurement 19:</u> FrontSide toward phantom 15mm, Low Channel in GSM1900 mode</p> <p><u>Measurement 20:</u> FrontSide toward phantom 15mm, Middle</p>



	<p>Channel in GSM1900 mode <u>Measurement 21:</u> FrontSide toward phantom 15mm, High Channel in GSM1900 mode <u>Measurement 22:</u> FrontSide toward phantom 15mm, Low Channel in GPRS1900 mode <u>Measurement 23:</u> FrontSide toward phantom 15mm, Middle Channel in GPRS1900 mode <u>Measurement 24:</u> FrontSide toward phantom 15mm, High Channel in GPRS1900 mode</p>
--	--



MEASUREMENT 1

Date of measurement: 01/19/2011

Area Scan: 7 x 7 x 1

dx=15mm

dy=15mm

Zoom Scan: 5 x 5 x 7

dx=5mm

dy=5mm

dz=5mm

Z Axis Scan: 1 x 1 x 21

dx=20mm

dy=20mm

dz=5mm

A. Experimental conditions.

Phantom File	zinf15.txt, Adaptive 2 max
Phantom	Right head
Device Position	Cheek
Band	GSM1900
Channels	Low
Signal	GSM

B. Instrumentations.

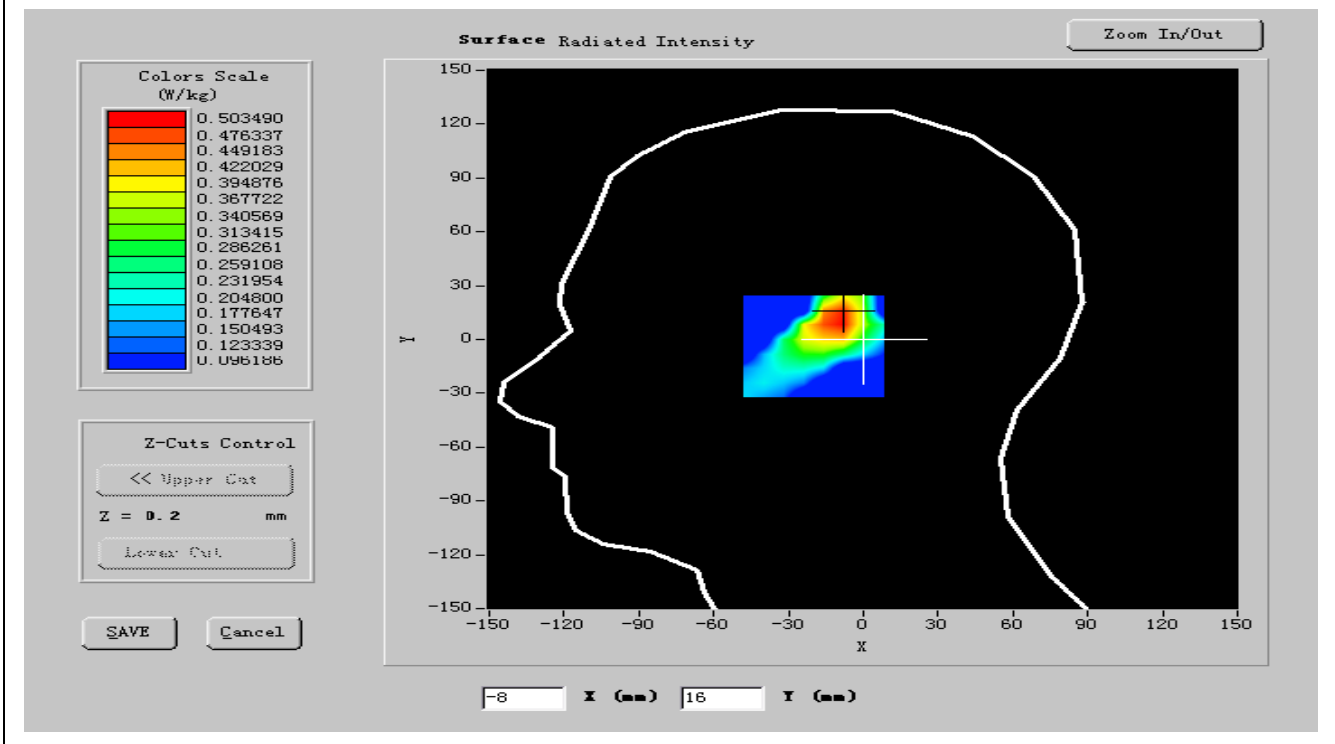
PC	HP (Pentium(R) V3.06GHz, SN:375052-AA1)	Calibration Due: N/A
Wireless Communication Test Set	R&S (CMU200, SN:B23-03291)	Calibration Due: 05/25/2011
Network Analyzer	Agilent(E5071B, MY42301382)	Calibration Due: 03/24/2011
Voltmeter	Keithley (2000, SN:1015843)	Calibration Due: 05/25/2011
Signal Generator	Agilent (E8257C, SN:MY43321570)	Calibration Due: 03/24/2011
Amplifier	Mini-Circuits (ZHL-42, SN:110405)	Calibration Due: 07/29/2011
Power Meter	Agilent (E4416A, SN:QB41292714)	Calibration Due: 03/24/2011
Probe	Antennessa (SN:SN_1109_EP_100)	Calibration Due: 05/04/2011
DIPOLE 1900	Antennessa (DIPG35,SN 48/05)	Calibration Due: 02/09/2011
Phantom	Antennessa (SN:SN41_05_SAM29)	Calibration Due: N/A
Liquid	Antennessa	Calibration Due: N/A
Measurement SW	OPEN SAR V2.1	Calibration Due: N/A

C. SAR Measurement Results

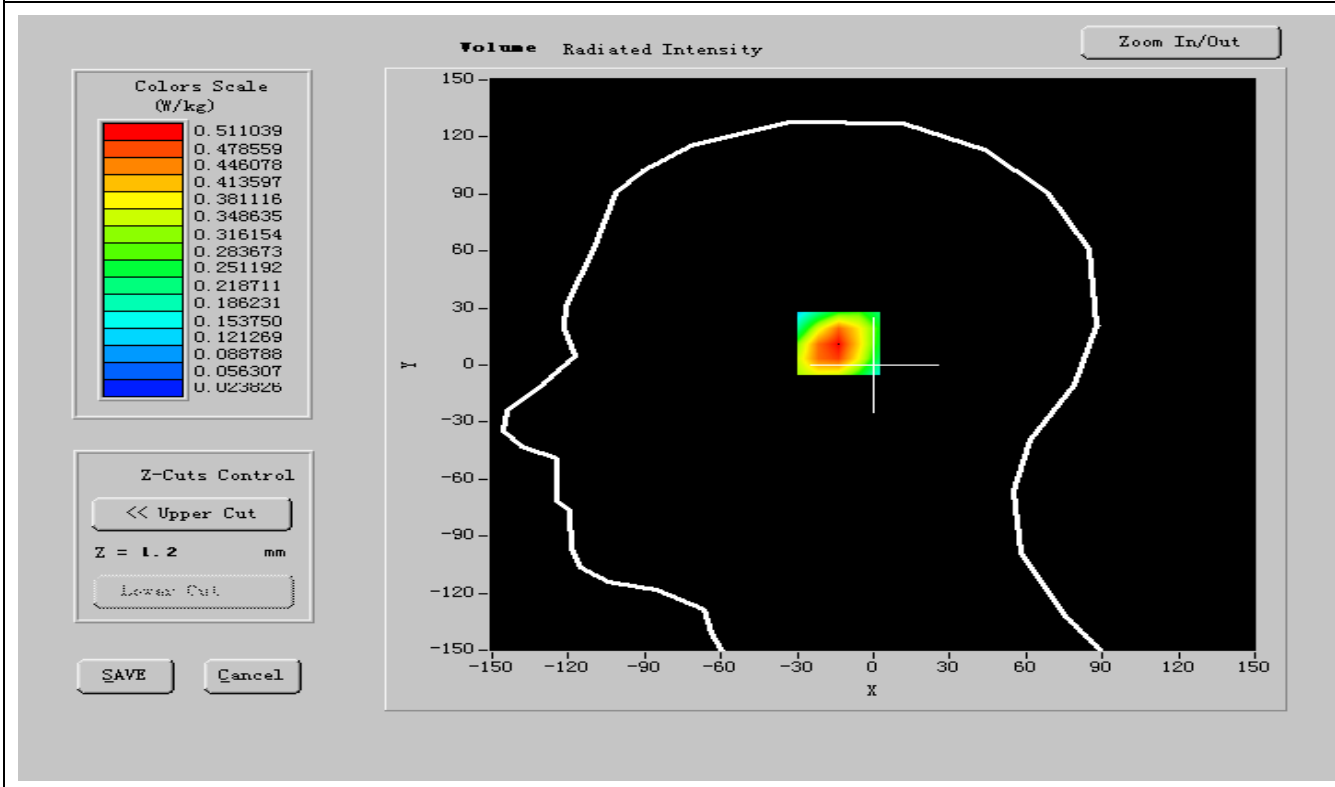
Frequency (MHz)	1850.200000
Relative permittivity (real part)	40.236200
Relative permittivity (imaginary part)	13.581900
Conductivity (S/m)	1.418172
Variation (%)	-1.220000
Ambient Temperature:	21.3 °C
Liquid Temperature:	20.5 °C
ConvF:	41.05, 42.35, 55.45
Crest factor:	1:8



SURFACE SAR



VOLUME SAR



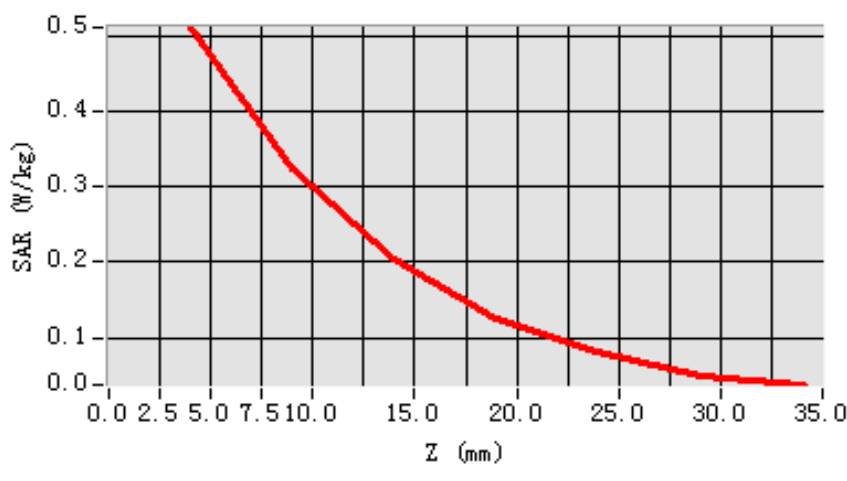


Maximum location: X=-13.00, Y=-3.00

SAR 10g (W/Kg)	0.630347
SAR 1g (W/Kg)	0.541723

Z Axis Scan

SAR, Z Axis Scan (X = -10, Y = 12)





MEASUREMENT 2

Date of measurement: 01/19/2011

Area Scan: 7 x 7 x 1

dx=15mm

dy=15mm

Zoom Scan: 5 x 5 x 7

dx=5mm

dy=5mm

dz=5mm

Z Axis Scan: 1 x 1 x 21

dx=20mm

dy=20mm

dz=5mm

A. Experimental conditions.

Phantom File	zinf15.txt, Adaptive 2 max
Phantom	Right head
Device Position	Cheek
Band	GSM1900
Channels	Middle
Signal	GSM

B. Instrumentations.

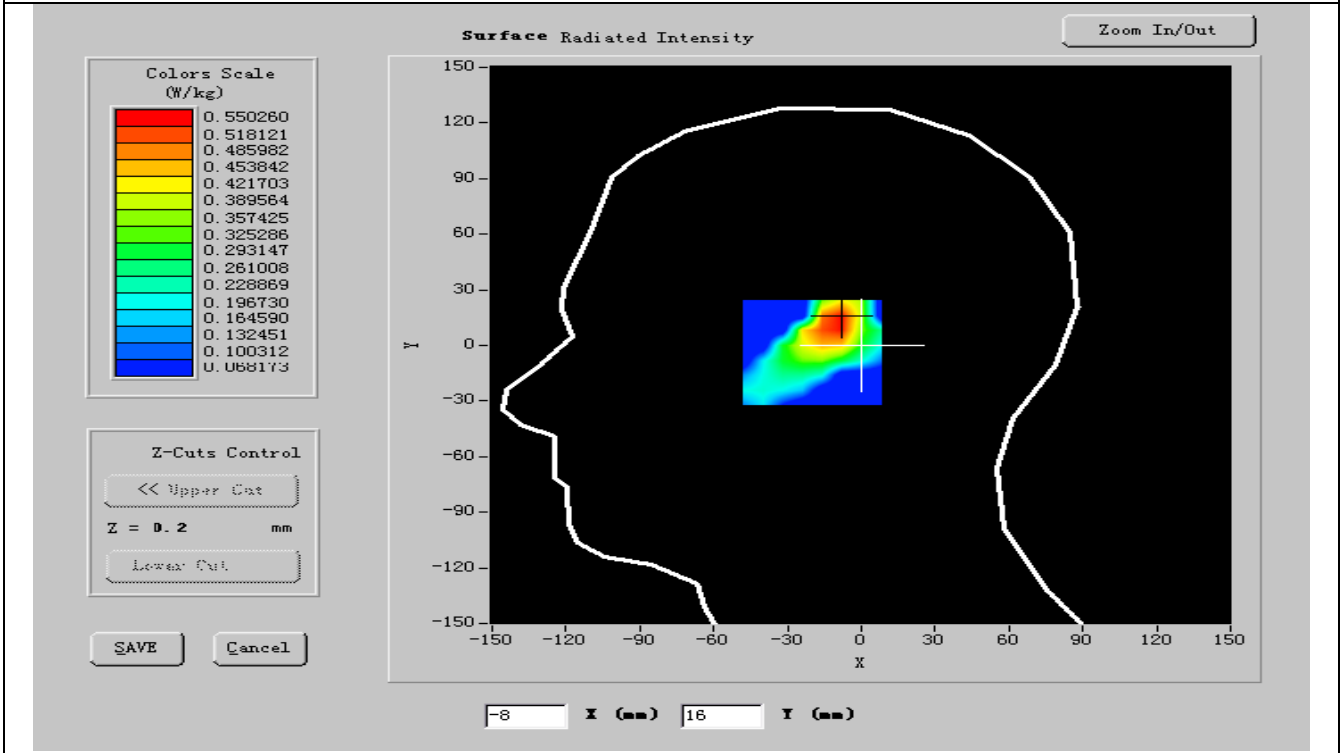
PC	HP (Pentium(R) V3.06GHz, SN:375052-AA1)	Calibration Due: N/A
Wireless Communication Test Set	R&S (CMU200, SN:B23-03291)	Calibration Due: 05/25/2011
Network Analyzer	Agilent(E5071B, MY42301382)	Calibration Due: 03/24/2011
Voltmeter	Keithley (2000, SN:1015843)	Calibration Due: 05/25/2011
Signal Generator	Agilent (E8257C, SN:MY43321570)	Calibration Due: 03/24/2011
Amplifier	Mini-Circuits (ZHL-42, SN:110405)	Calibration Due: 07/29/2011
Power Meter	Agilent (E4416A, SN:QB41292714)	Calibration Due: 03/24/2011
Probe	Antennessa (SN:SN_1109_EP_100)	Calibration Due: 05/04/2011
DIPOLE 1900	Antennessa (DIPG35,SN 48/05)	Calibration Due: 02/09/2011
Phantom	Antennessa (SN:SN41_05_SAM29)	Calibration Due: N/A
Liquid	Antennessa	Calibration Due: N/A
Measurement SW	OPEN SAR V2.1	Calibration Due: N/A

C. SAR Measurement Results

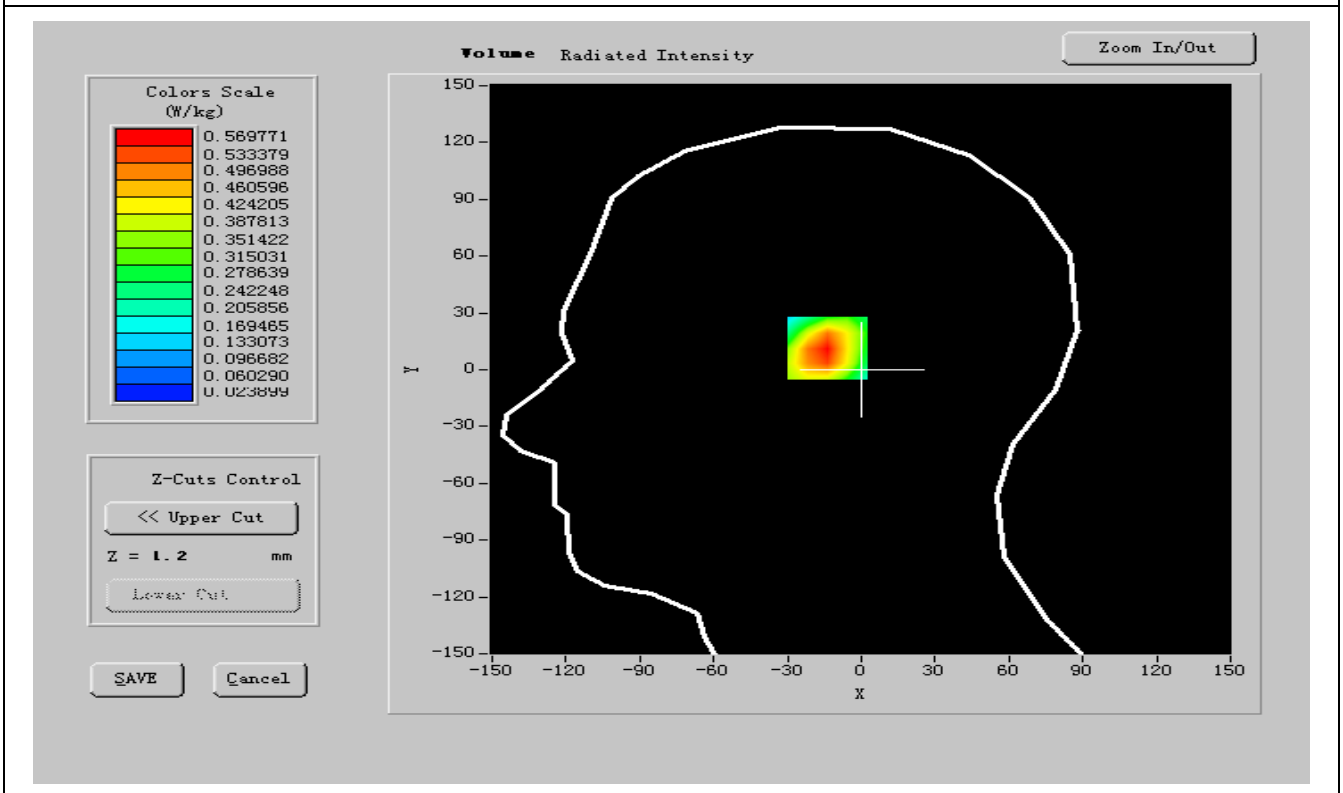
Frequency (MHz)	1880.000000
Relative permittivity (real part)	40.191701
Relative permittivity (imaginary part)	13.818560
Conductivity (S/m)	1.452570
Variation (%)	-0.210000
Ambient Temperature:	21.3 °C
Liquid Temperature:	20.5 °C
ConvF:	41.05, 42.35, 55.45
Crest factor:	1:8



SURFACE SAR



VOLUME SAR



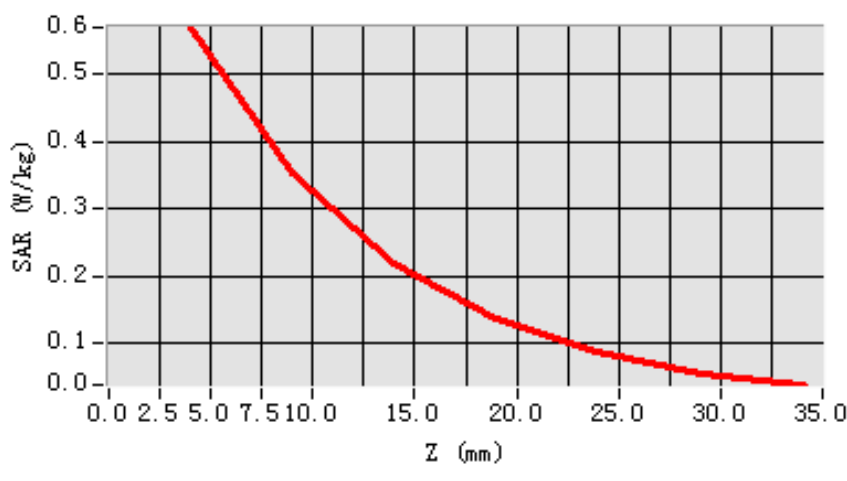


Maximum location: X=-13.00, Y=-3.00

SAR 10g (W/Kg)	0.711074
SAR 1g (W/Kg)	0.512731

Z Axis Scan

SAR, Z Axis Scan (X = -10, Y = 12)





MEASUREMENT 3

Date of measurement: 01/19/2011

Area Scan: 7 x 7 x 1

dx=15mm

dy=15mm

Zoom Scan: 5 x 5 x 7

dx=5mm

dy=5mm

dz=5mm

Z Axis Scan: 1 x 1 x 21

dx=20mm

dy=20mm

dz=5mm

A. Experimental conditions.

Phantom File	zinf15.txt, Adaptive 2 max
Phantom	Right head
Device Position	Cheek
Band	GSM1900
Channels	High
Signal	GSM

B. Instrumentations.

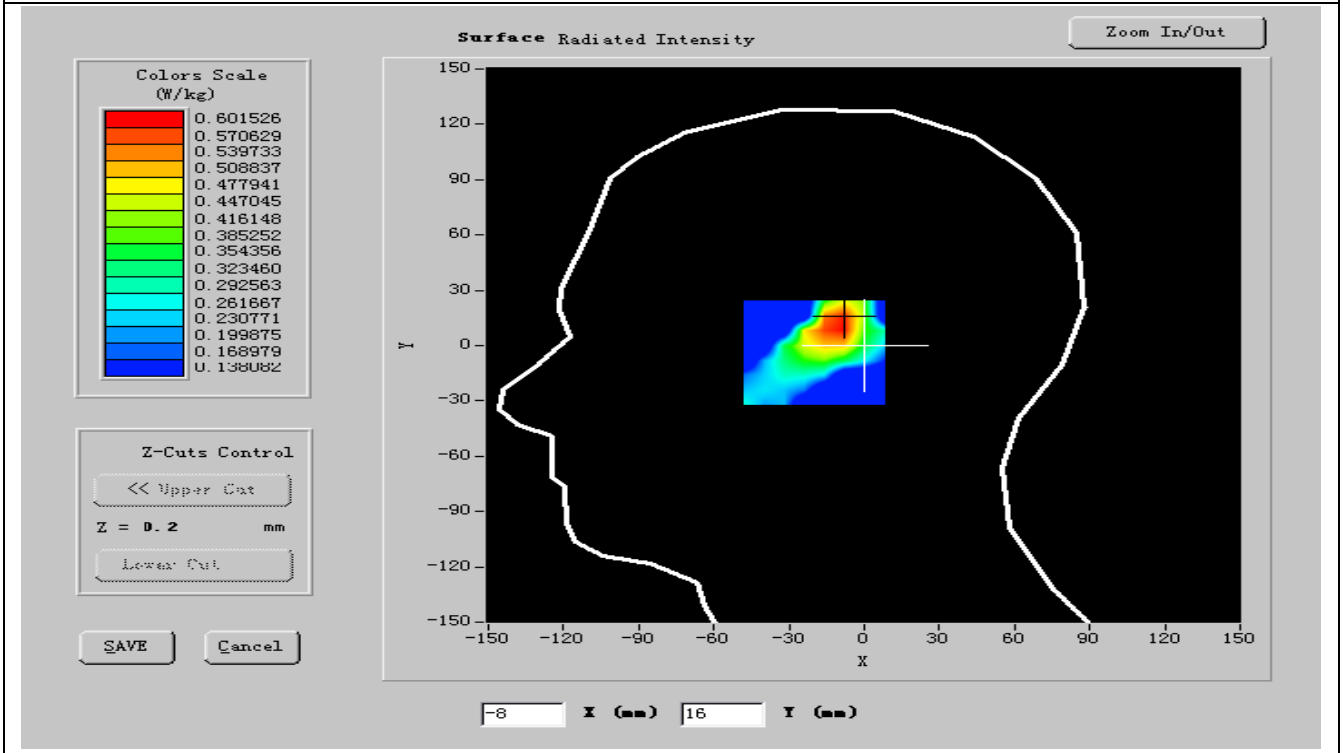
PC	HP (Pentium(R) V3.06GHz, SN:375052-AA1)	Calibration Due: N/A
Wireless Communication Test Set	R&S (CMU200, SN:B23-03291)	Calibration Due: 05/25/2011
Network Analyzer	Agilent(E5071B, MY42301382)	Calibration Due: 03/24/2011
Voltmeter	Keithley (2000, SN:1015843)	Calibration Due: 05/25/2011
Signal Generator	Agilent (E8257C, SN:MY43321570)	Calibration Due: 03/24/2011
Amplifier	Mini-Circuits (ZHL-42, SN:110405)	Calibration Due: 07/29/2011
Power Meter	Agilent (E4416A, SN:QB41292714)	Calibration Due: 03/24/2011
Probe	Antennessa (SN:SN_1109_EP_100)	Calibration Due: 05/04/2011
DIPOLE 1900	Antennessa (DIPG35,SN 48/05)	Calibration Due: 02/09/2011
Phantom	Antennessa (SN:SN41_05_SAM29)	Calibration Due: N/A
Liquid	Antennessa	Calibration Due: N/A
Measurement SW	OPEN SAR V2.1	Calibration Due: N/A

C. SAR Measurement Results

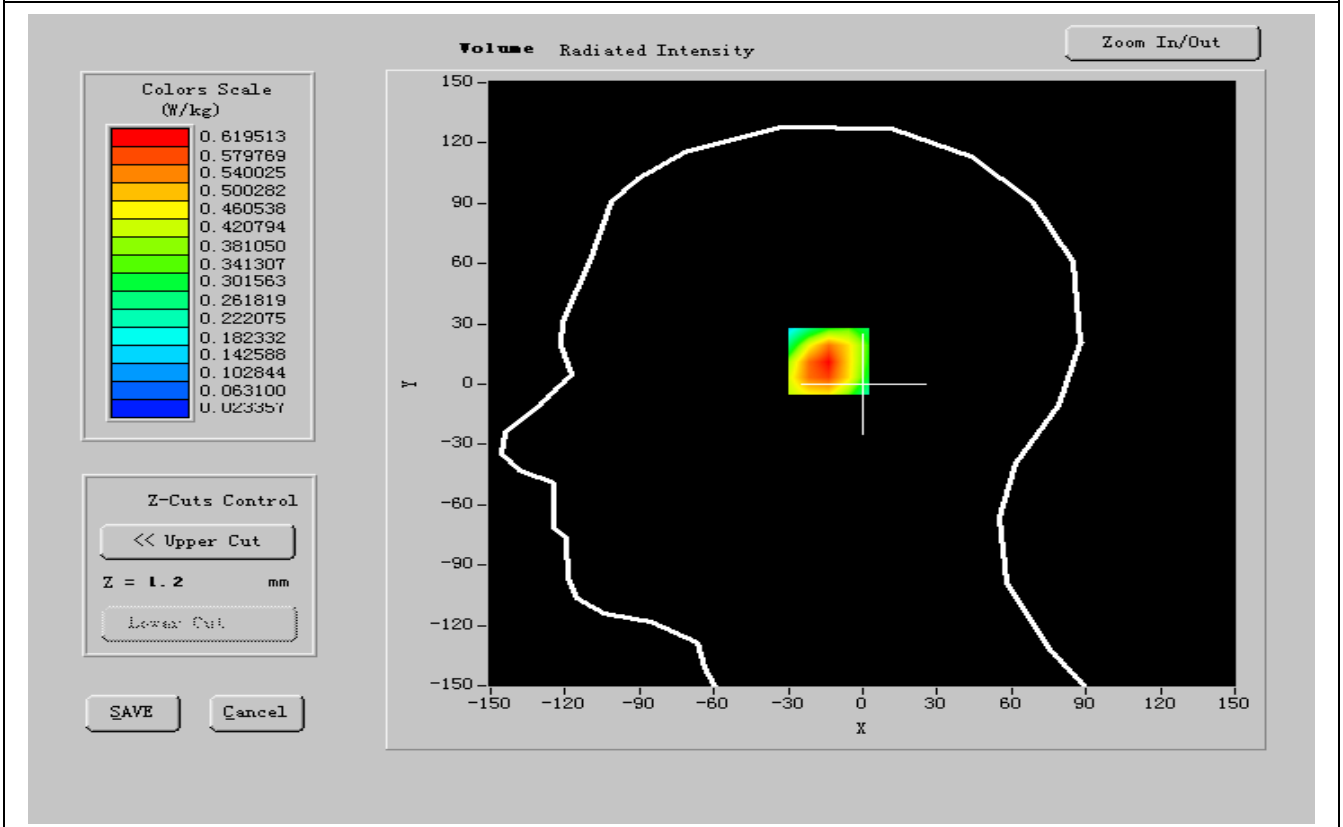
Frequency (MHz)	1909.800000
Relative permittivity (real part)	40.205029
Relative permittivity (imaginary part)	13.661999
Conductivity (S/m)	1.424053
Variation (%)	-0.030000
Ambient Temperature:	21.3 °C
Liquid Temperature:	20.5 °C
ConvF:	41.05, 42.35, 55.45
Crest factor:	1:8



SURFACE SAR



VOLUME SAR



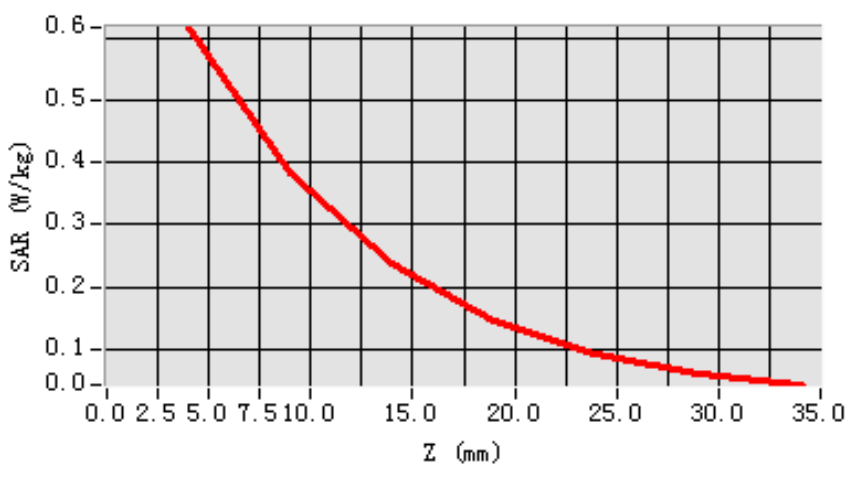


Maximum location: X=-13.00, Y=-3.00

SAR 10g (W/Kg)	0.861727
SAR 1g (W/Kg)	0.442159

Z Axis Scan

SAR, Z Axis Scan (X = -10, Y = 12)





MEASUREMENT 4

Date of measurement: 01/19/2011

Area Scan: 7 x 7 x 1

dx=15mm

dy=15mm

Zoom Scan: 5 x 5 x 7

dx=5mm

dy=5mm

dz=5mm

Z Axis Scan: 1 x 1 x 21

dx=20mm

dy=20mm

dz=5mm

A. Experimental conditions.

Phantom File	zinf15.txt, Adaptive 2 max
Phantom	Right head
Device Position	Tilt
Band	GSM1900
Channels	Low
Signal	GSM

B. Instrumentations.

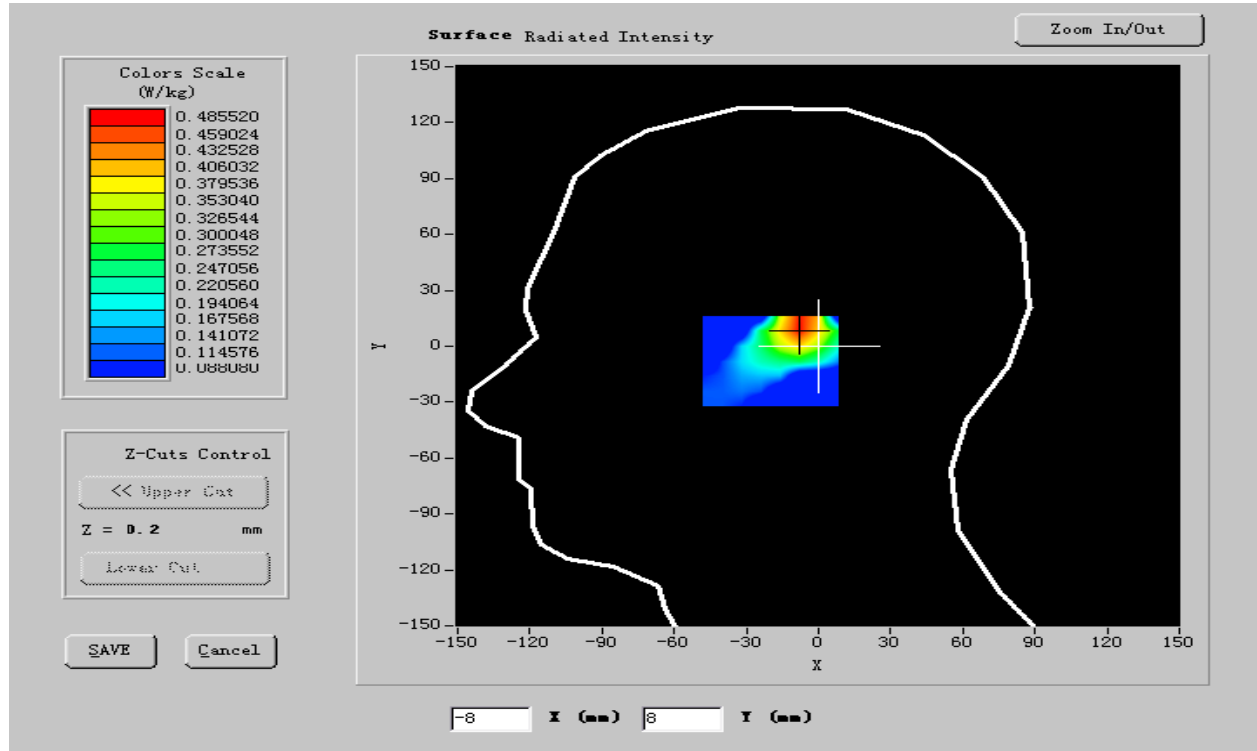
PC	HP (Pentium(R) V3.06GHz, SN:375052-AA1)	Calibration Due: N/A
Wireless Communication Test Set	R&S (CMU200, SN:B23-03291)	Calibration Due: 05/25/2011
Network Analyzer	Agilent(E5071B, MY42301382)	Calibration Due: 03/24/2011
Voltmeter	Keithley (2000, SN:1015843)	Calibration Due: 05/25/2011
Signal Generator	Agilent (E8257C, SN:MY43321570)	Calibration Due: 03/24/2011
Amplifier	Mini-Circuits (ZHL-42, SN:110405)	Calibration Due: 07/29/2011
Power Meter	Agilent (E4416A, SN:QB41292714)	Calibration Due: 03/24/2011
Probe	Antennessa (SN:SN_1109_EP_100)	Calibration Due: 05/04/2011
DIPOLE 1900	Antennessa (DIPG35,SN 48/05)	Calibration Due: 02/09/2011
Phantom	Antennessa (SN:SN41_05_SAM29)	Calibration Due: N/A
Liquid	Antennessa	Calibration Due: N/A
Measurement SW	OPEN SAR V2.1	Calibration Due: N/A

C. SAR Measurement Results

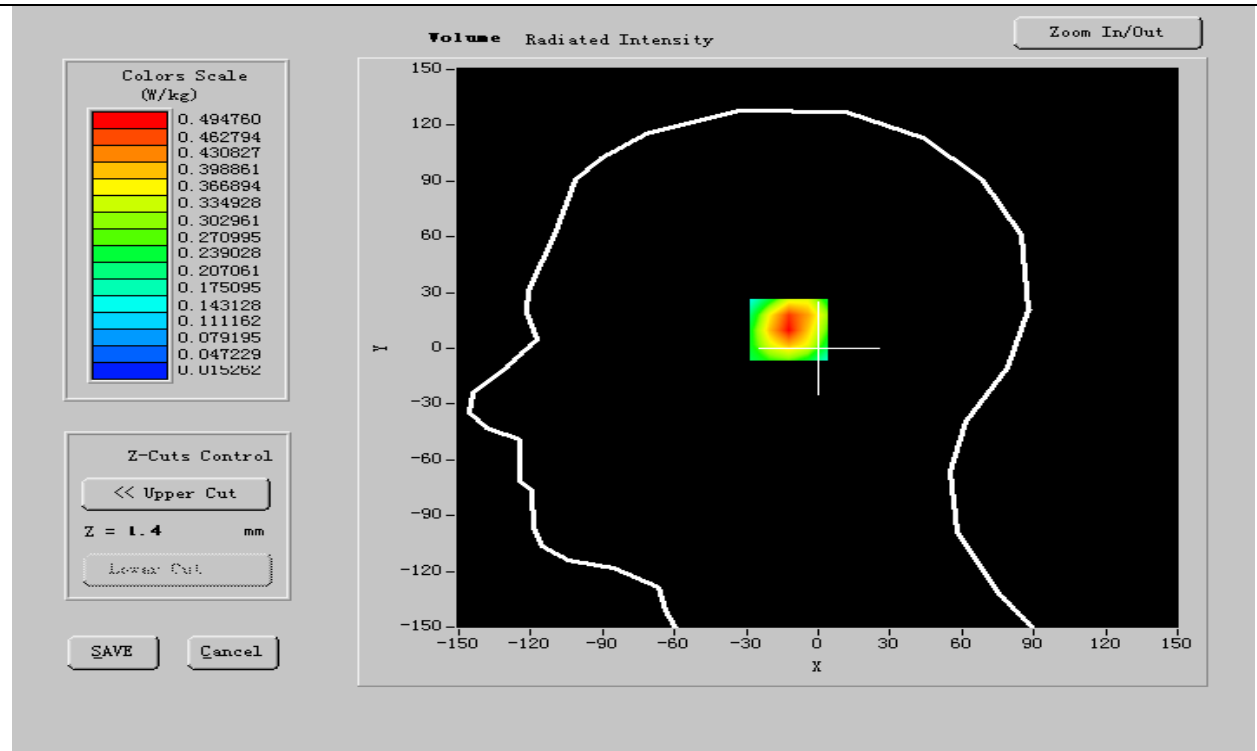
Frequency (MHz)	1850.200000
Relative permittivity (real part)	40.211030
Relative permittivity (imaginary part)	13.584600
Conductivity (S/m)	1.426576
Variation (%)	-1.400000
Ambient Temperature:	21.3 °C
Liquid Temperature:	20.5 °C
ConvF:	41.05, 42.35, 55.45
Crest factor:	1:8



SURFACE SAR



VOLUME SAR



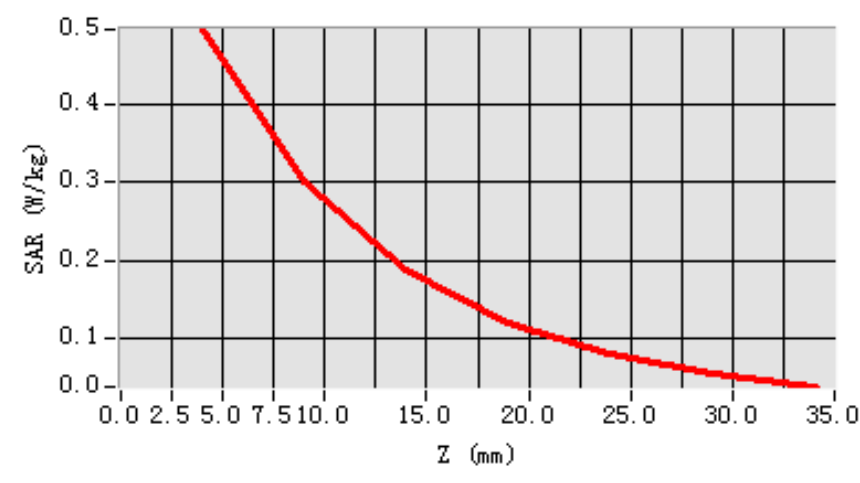


Maximum location: X=-13.00, Y=-3.00

SAR 10g (W/Kg)	0.731403
SAR 1g (W/Kg)	0.310153

Z Axis Scan

SAR, Z Axis Scan (X = -8, Y = 10)





MEASUREMENT 5

Date of measurement: 01/19/2011

Area Scan: 7 x 7 x 1

dx=15mm

dy=15mm

Zoom Scan: 5 x 5 x 7

dx=5mm

dy=5mm

dz=5mm

Z Axis Scan: 1 x 1 x 21

dx=20mm

dy=20mm

dz=5mm

A. Experimental conditions.

Phantom File	zinf15.txt, Adaptive 2 max
Phantom	Right head
Device Position	Tilt
Band	GSM1900
Channels	Middle
Signal	GSM

B. Instrumentations.

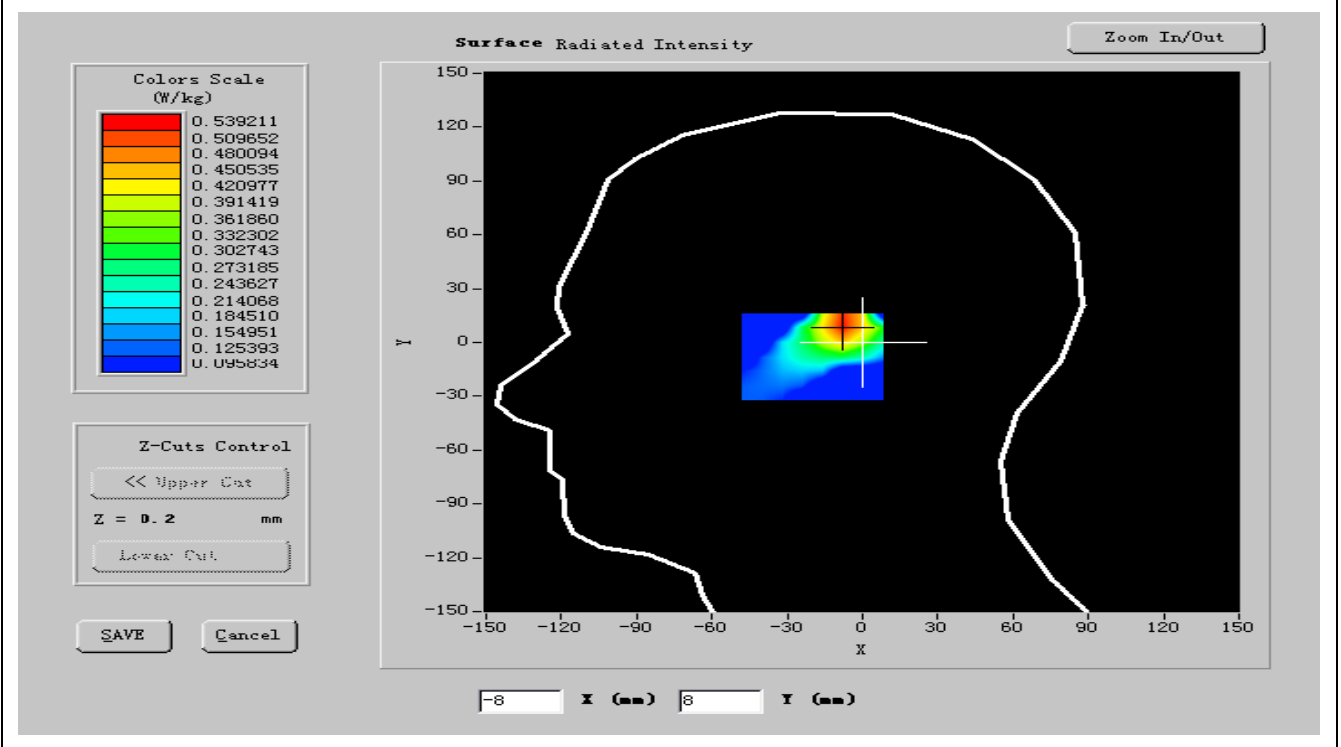
PC	HP (Pentium(R) V3.06GHz, SN:375052-AA1)	Calibration Due: N/A
Wireless Communication Test Set	R&S (CMU200, SN:B23-03291)	Calibration Due: 05/25/2011
Network Analyzer	Agilent(E5071B, MY42301382)	Calibration Due: 03/24/2011
Voltmeter	Keithley (2000, SN:1015843)	Calibration Due: 05/25/2011
Signal Generator	Agilent (E8257C, SN:MY43321570)	Calibration Due: 03/24/2011
Amplifier	Mini-Circuits (ZHL-42, SN:110405)	Calibration Due: 07/29/2011
Power Meter	Agilent (E4416A, SN:QB41292714)	Calibration Due: 03/24/2011
Probe	Antenna (SN:SN_1109_EP_100)	Calibration Due: 05/04/2011
DIPOLE 1900	Antenna (DIPG35,SN 48/05)	Calibration Due: 02/09/2011
Phantom	Antenna (SN:SN41_05_SAM29)	Calibration Due: N/A
Liquid	Antenna	Calibration Due: N/A
Measurement SW	OPEN SAR V2.1	Calibration Due: N/A

C. SAR Measurement Results

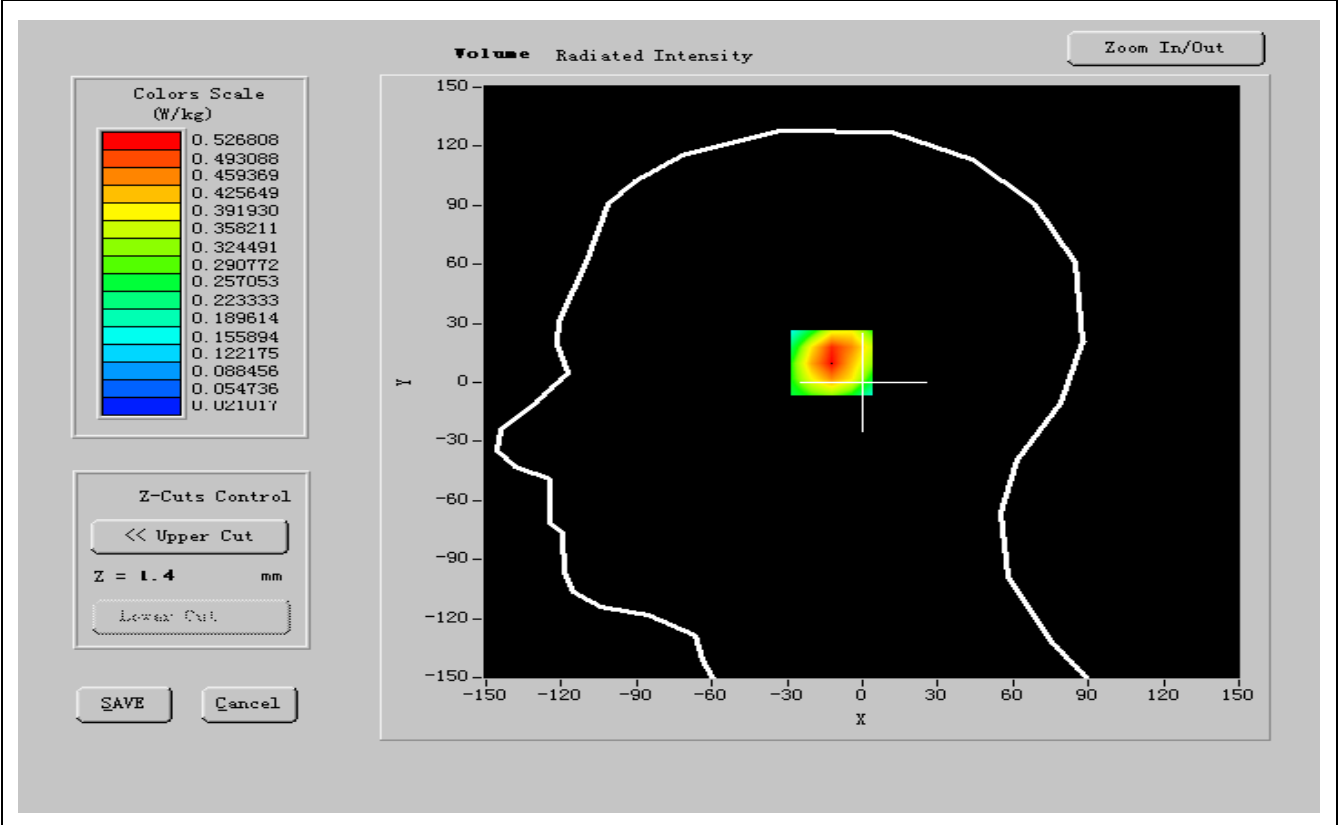
Frequency (MHz)	1880.000000
Relative permittivity (real part)	40.191501
Relative permittivity (imaginary part)	13.817630
Conductivity (S/m)	1.421435
Variation (%)	-0.420000
Ambient Temperature:	21.3 °C
Liquid Temperature:	20.5 °C
ConvF:	41.05, 42.35, 55.45
Crest factor:	1:8



SURFACE SAR



VOLUME SAR



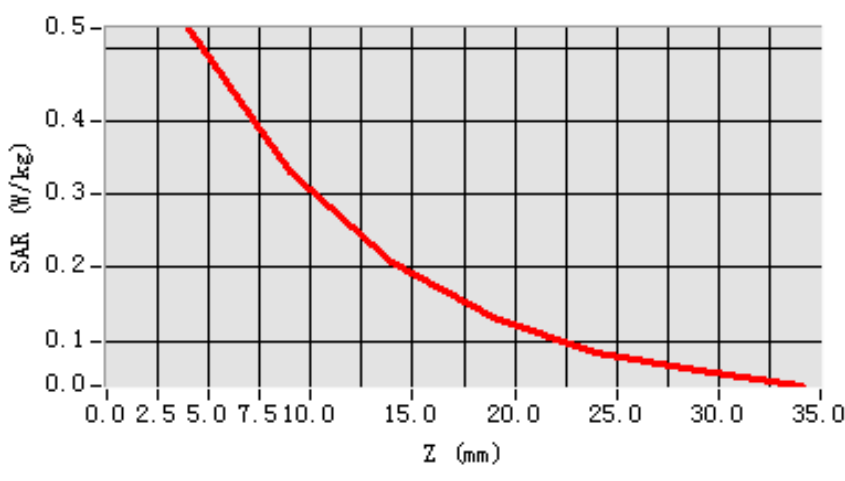


Maximum location: X=-13.00, Y=-3.00

SAR 10g (W/Kg)	0.542168
SAR 1g (W/Kg)	0.401375

Z Axis Scan

SAR, Z Axis Scan (X = -8, Y = 10)





MEASUREMENT 6

Date of measurement: 01/19/2011

Area Scan: 7 x 7 x 1

dx=15mm

dy=15mm

Zoom Scan: 5 x 5 x 7

dx=5mm

dy=5mm

dz=5mm

Z Axis Scan: 1 x 1 x 21

dx=20mm

dy=20mm

dz=5mm

A. Experimental conditions.

Phantom File	zinf15.txt, Adaptive 2 max
Phantom	Right head
Device Position	Tilt
Band	GSM1900
Channels	High
Signal	GSM

B. Instrumentations.

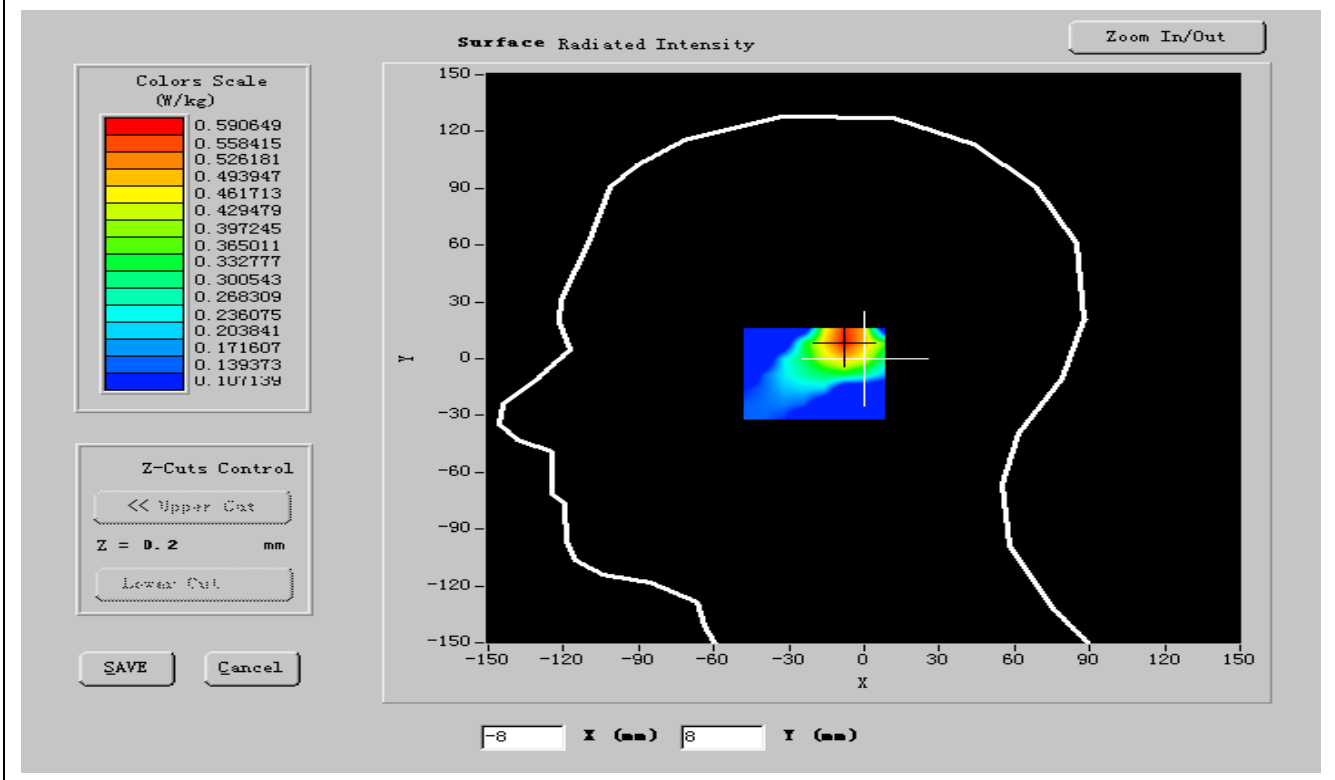
PC	HP (Pentium(R) V3.06GHz, SN:375052-AA1)	Calibration Due: N/A
Wireless Communication Test Set	R&S (CMU200, SN:B23-03291)	Calibration Due: 05/25/2011
Network Analyzer	Agilent(E5071B, MY42301382)	Calibration Due: 03/24/2011
Voltmeter	Keithley (2000, SN:1015843)	Calibration Due: 05/25/2011
Signal Generator	Agilent (E8257C, SN:MY43321570)	Calibration Due: 03/24/2011
Amplifier	Mini-Circuits (ZHL-42, SN:110405)	Calibration Due: 07/29/2011
Power Meter	Agilent (E4416A, SN:QB41292714)	Calibration Due: 03/24/2011
Probe	Antennessa (SN:SN_1109_EP_100)	Calibration Due: 05/04/2011
DIPOLE 1900	Antennessa (DIPG35,SN 48/05)	Calibration Due: 02/09/2011
Phantom	Antennessa (SN:SN41_05_SAM29)	Calibration Due: N/A
Liquid	Antennessa	Calibration Due: N/A
Measurement SW	OPEN SAR V2.1	Calibration Due: N/A

C. SAR Measurement Results

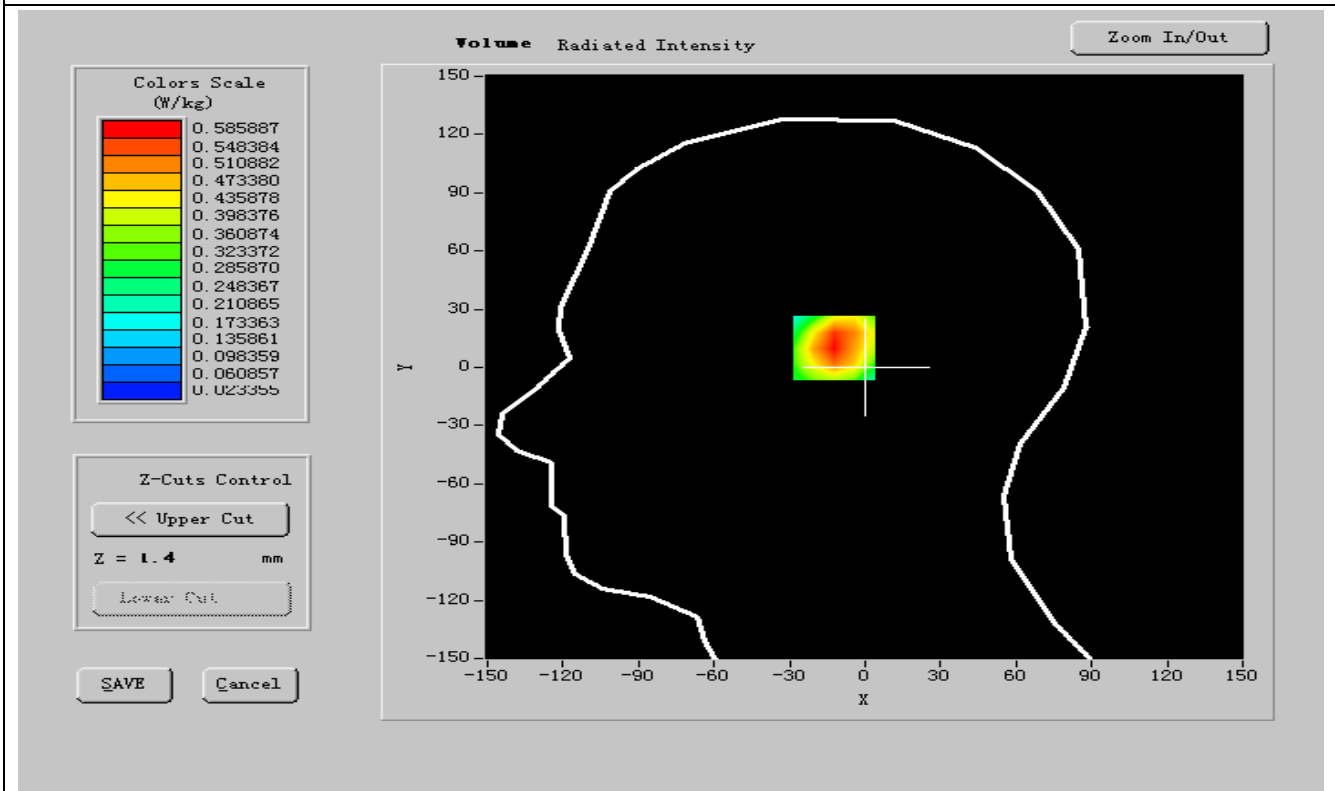
Frequency (MHz)	1909.800000
Relative permittivity (real part)	40.206099
Relative permittivity (imaginary part)	13.669670
Conductivity (S/m)	1.401029
Variation (%)	-1.500000
Ambient Temperature:	21.3 °C
Liquid Temperature:	20.5 °C
ConvF:	41.05, 42.35, 55.45
Crest factor:	1:8



SURFACE SAR



VOLUME SAR



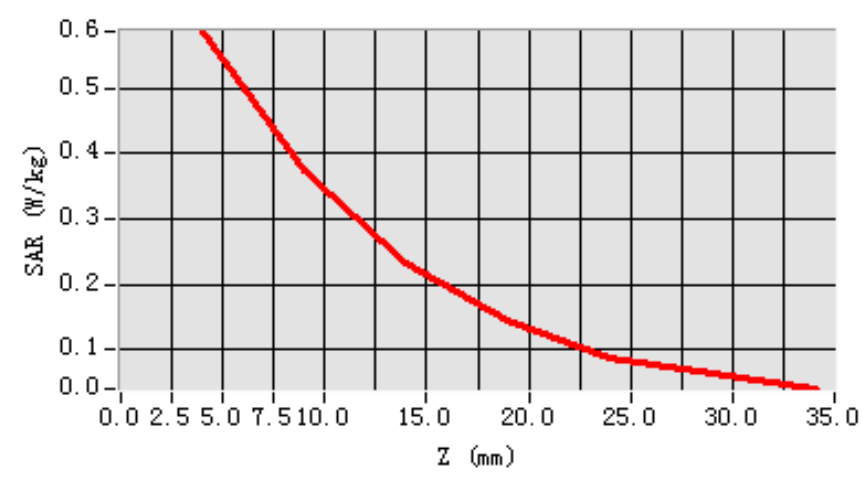


Maximum location: X=-13.00, Y=-3.00

SAR 10g (W/Kg)	0.571208
SAR 1g (W/Kg)	0.548415

Z Axis Scan

SAR, Z Axis Scan (X = -8, Y = 10)





MEASUREMENT 7

Date of measurement: 01/19/2011

Area Scan: 7 x 7 x 1

dx=15mm

dy=15mm

Zoom Scan: 5 x 5 x 7

dx=5mm

dy=5mm

dz=5mm

Z Axis Scan: 1 x 1 x 21

dx=20mm

dy=20mm

dz=5mm

A. Experimental conditions.

Phantom File	zinf15.txt, Adaptive 2 max
Phantom	Left head
Device Position	Cheek
Band	GSM1900
Channels	Low
Signal	GSM

B. Instrumentations.

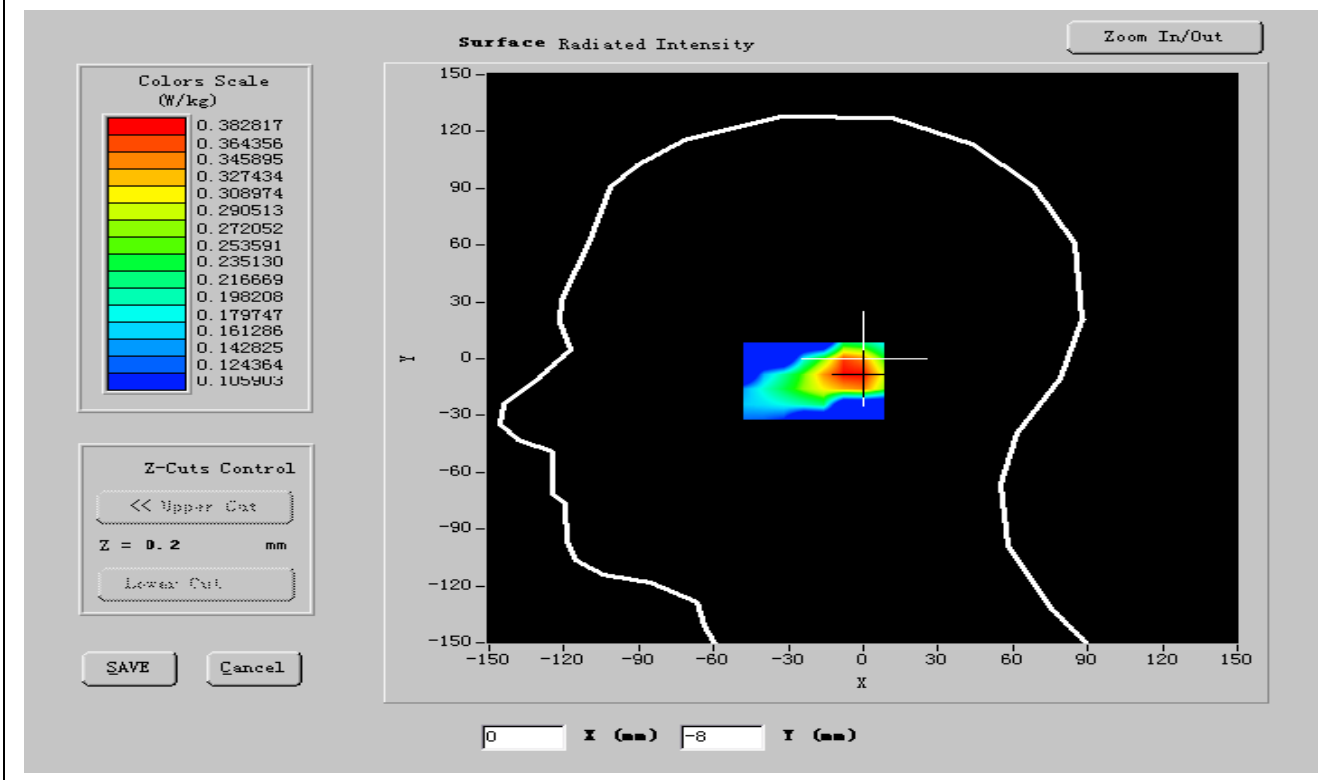
PC	HP (Pentium(R) V3.06GHz, SN:375052-AA1)	Calibration Due: N/A
Wireless Communication Test Set	R&S (CMU200, SN:B23-03291)	Calibration Due: 05/25/2011
Network Analyzer	Agilent(E5071B, MY42301382)	Calibration Due: 03/24/2011
Voltmeter	Keithley (2000, SN:1015843)	Calibration Due: 05/25/2011
Signal Generator	Agilent (E8257C, SN:MY43321570)	Calibration Due: 03/24/2011
Amplifier	Mini-Circuits (ZHL-42, SN:110405)	Calibration Due: 07/29/2011
Power Meter	Agilent (E4416A, SN:QB41292714)	Calibration Due: 03/24/2011
Probe	Antennessa (SN:SN_1109_EP_100)	Calibration Due: 05/04/2011
DIPOLE 1900	Antennessa (DIPG35,SN 48/05)	Calibration Due: 02/09/2011
Phantom	Antennessa (SN:SN41_05_SAM29)	Calibration Due: N/A
Liquid	Antennessa	Calibration Due: N/A
Measurement SW	OPEN SAR V2.1	Calibration Due: N/A

C. SAR Measurement Results

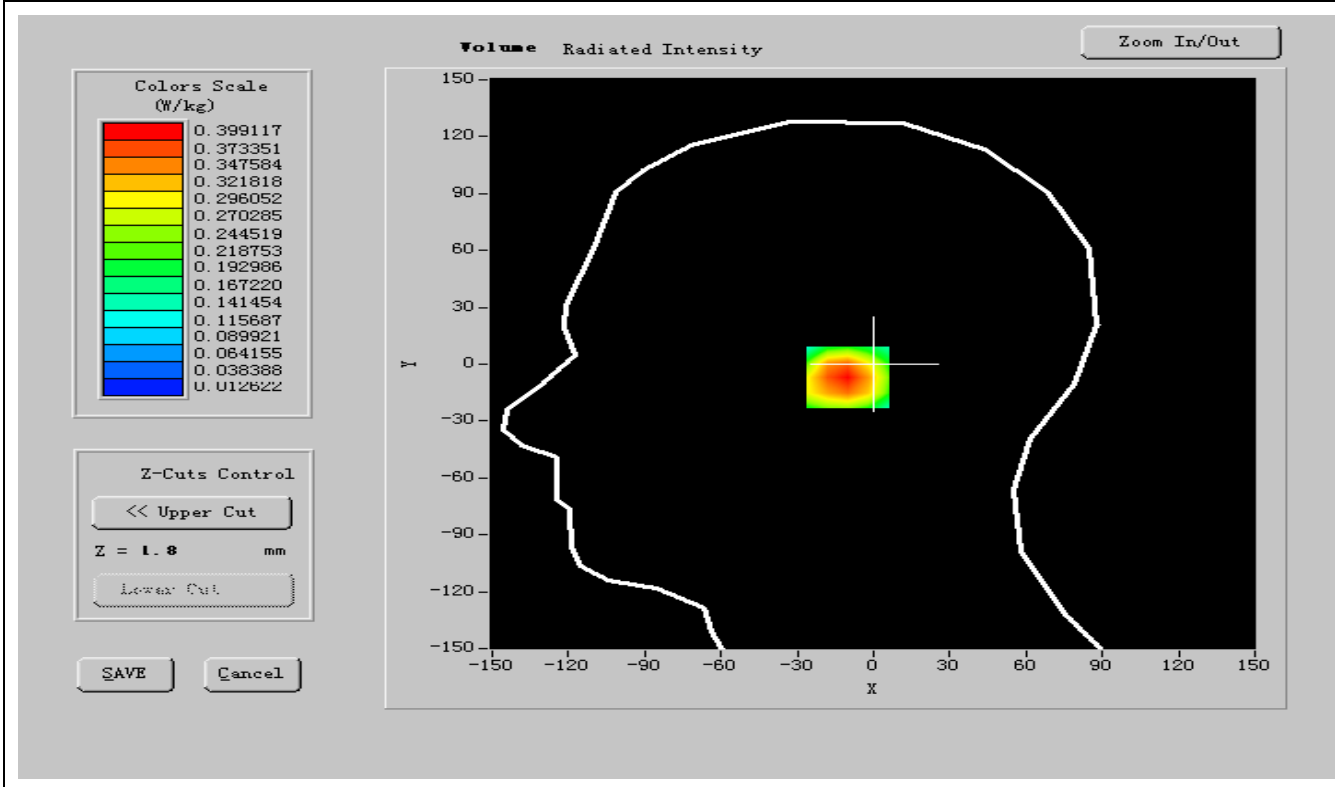
Frequency (MHz)	1850.200000
Relative permittivity (real part)	40.312990
Relative permittivity (imaginary part)	13.517091
Conductivity (S/m)	1.416528
Variation (%)	0.400000
Ambient Temperature:	21.3 °C
Liquid Temperature:	20.5 °C
ConvF:	41.05, 42.35, 55.45
Crest factor:	1:8



SURFACE SAR



VOLUME SAR



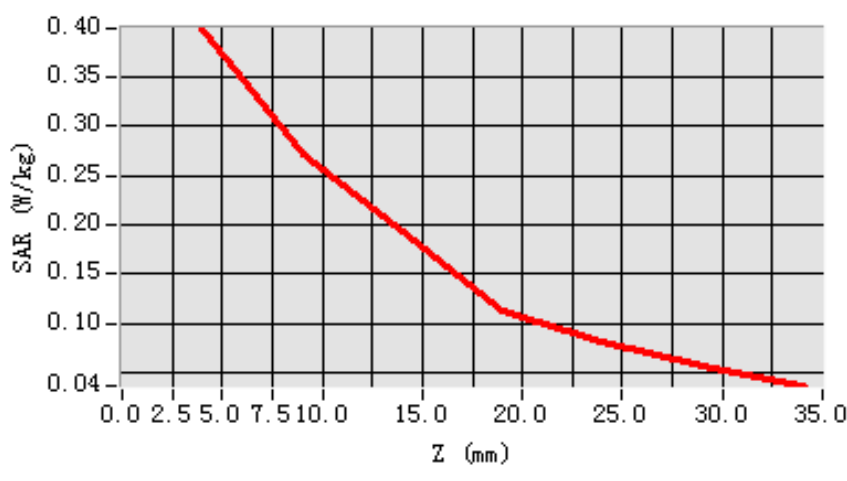


Maximum location: X=-13.00, Y=-3.00

SAR 10g (W/Kg)	0.630216
SAR 1g (W/Kg)	0.501028

Z Axis Scan

SAR, Z Axis Scan (X = -3, Y = -7)





MEASUREMENT 8

Date of measurement: 01/19/2011

Area Scan: 7 x 7 x 1 dx=15mm dy=15mm
Zoom Scan: 5 x 5 x 7 dx=5mm dy=5mm dz=5mm
Z Axis Scan: 1 x 1 x 21 dx=20mm dy=20mm dz=5mm

A. Experimental conditions.

Phantom File	zinf15.txt, Adaptive 2 max
Phantom	Left head
Device Position	Cheek
Band	GSM1900
Channels	Middle
Signal	GSM

B. Instrumentations.

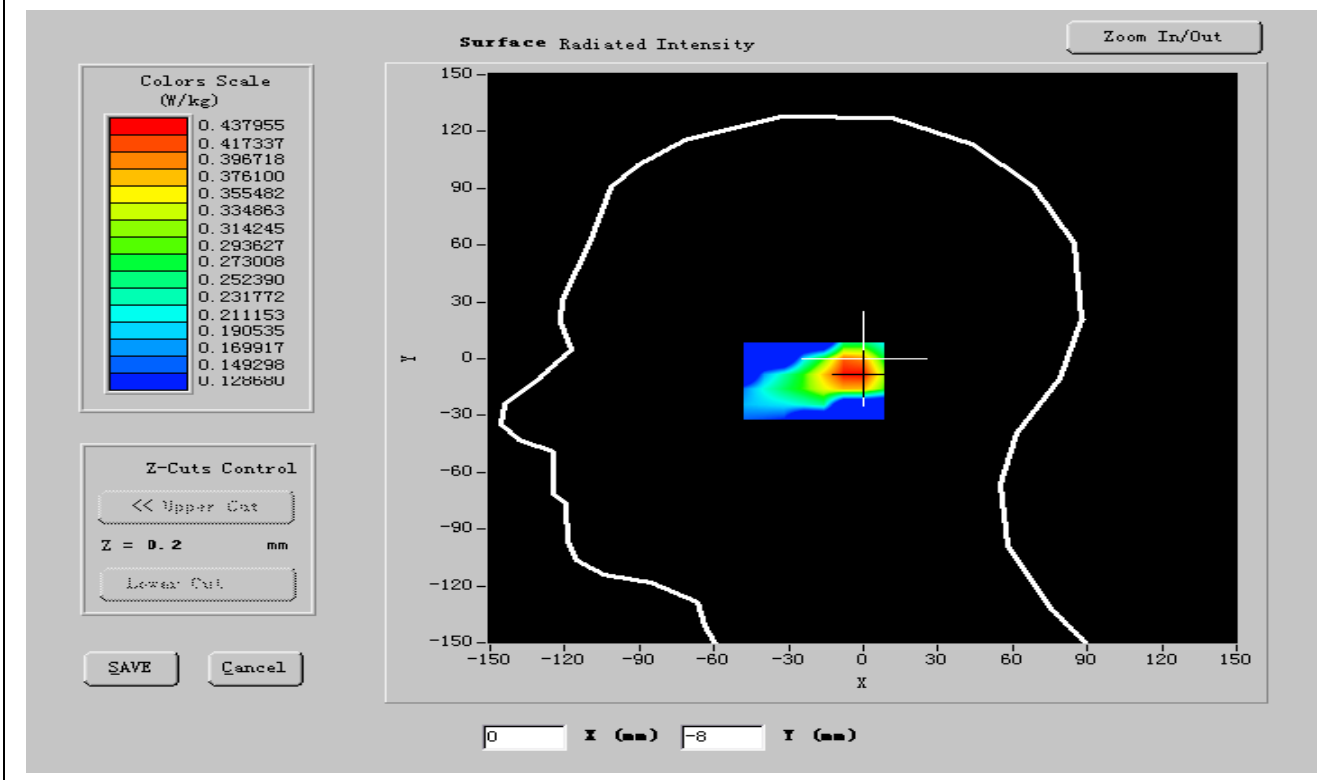
PC	HP (Pentium(R) V3.06GHz, SN:375052-AA1)	Calibration Due: N/A
Wireless Communication Test Set	R&S (CMU200, SN:B23-03291)	Calibration Due: 05/25/2011
Network Analyzer	Agilent(E5071B, MY42301382)	Calibration Due: 03/24/2011
Voltmeter	Keithley (2000, SN:1015843)	Calibration Due: 05/25/2011
Signal Generator	Agilent (E8257C, SN:MY43321570)	Calibration Due: 03/24/2011
Amplifier	Mini-Circuits (ZHL-42, SN:110405)	Calibration Due: 07/29/2011
Power Meter	Agilent (E4416A, SN:QB41292714)	Calibration Due: 03/24/2011
Probe	Antennessa (SN:SN_1109_EP_100)	Calibration Due: 05/04/2011
DIPOLE 1900	Antennessa (DIPG35,SN 48/05)	Calibration Due: 02/09/2011
Phantom	Antennessa (SN:SN41_05_SAM29)	Calibration Due: N/A
Liquid	Antennessa	Calibration Due: N/A
Measurement SW	OPEN SAR V2.1	Calibration Due: N/A

C. SAR Measurement Results

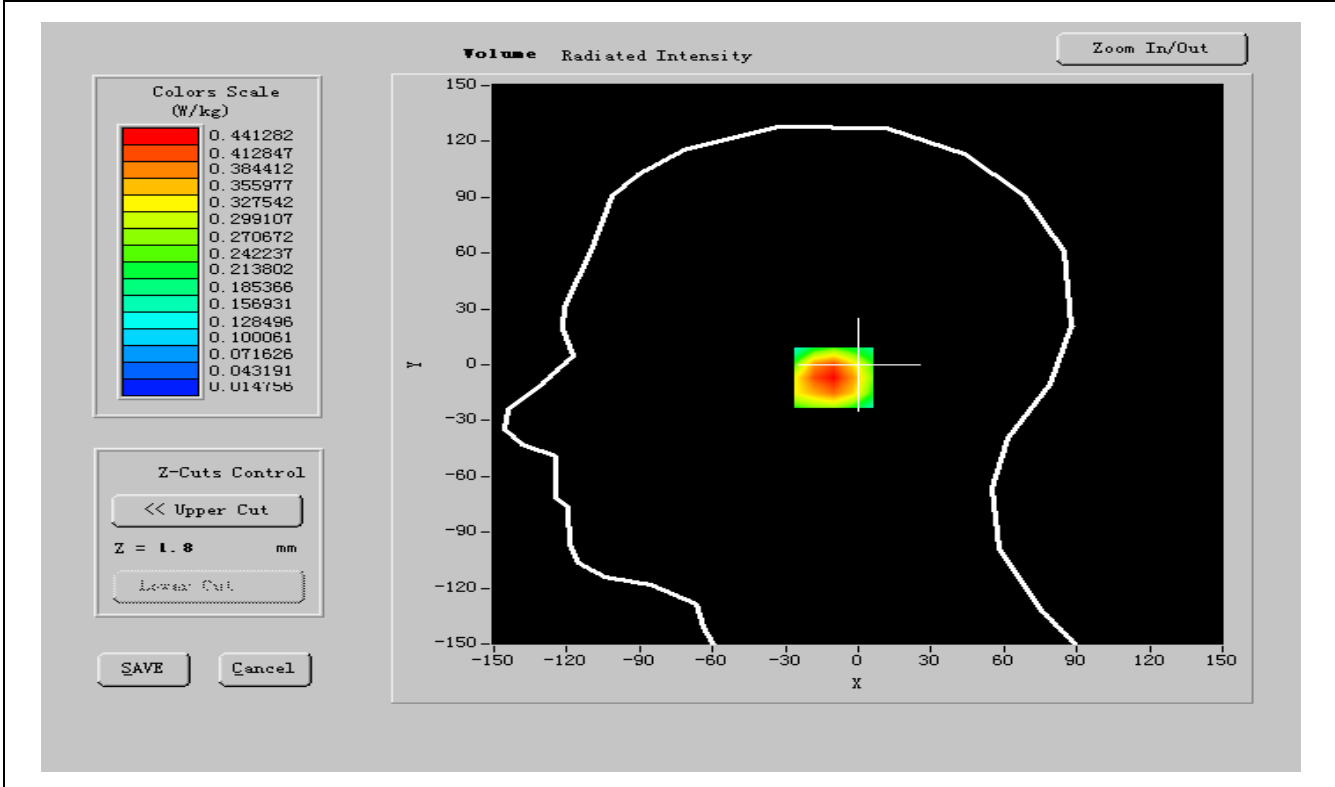
Frequency (MHz)	1880.000000
Relative permittivity (real part)	40.192031
Relative permittivity (imaginary part)	13.801830
Conductivity (S/m)	1.413852
Variation (%)	1.300000
Ambient Temperature:	21.3 °C
Liquid Temperature:	20.5 °C
ConvF:	41.05, 42.35, 55.45
Crest factor:	1:8



SURFACE SAR



VOLUME SAR



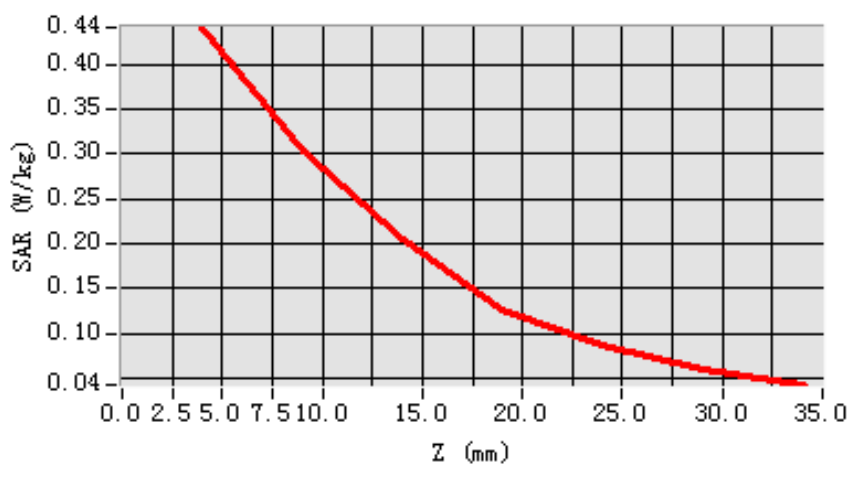


Maximum location: X=-13.00, Y=-3.00

SAR 10g (W/Kg)	0.681378
SAR 1g (W/Kg)	0.421749

Z Axis Scan

SAR, Z Axis Scan (X = -3, Y = -7)





MEASUREMENT 9

Date of measurement: 01/19/2011

Area Scan: 7 x 7 x 1

dx=15mm

dy=15mm

Zoom Scan: 5 x 5 x 7

dx=5mm

dy=5mm

dz=5mm

Z Axis Scan: 1 x 1 x 21

dx=20mm

dy=20mm

dz=5mm

A. Experimental conditions.

Phantom File	zinf15.txt, Adaptive 2 max
Phantom	Left head
Device Position	Cheek
Band	GSM1900
Channels	High
Signal	GSM

B. Instrumentations.

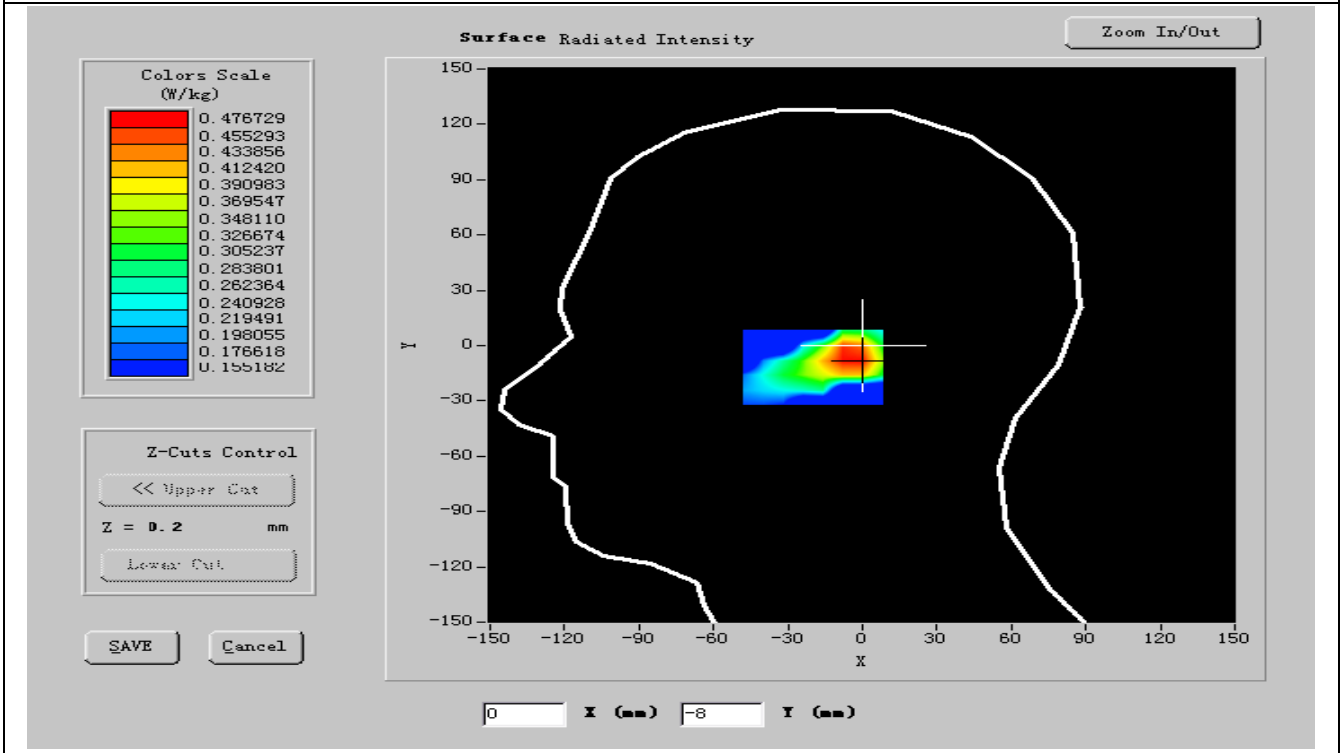
PC	HP (Pentium(R) V3.06GHz, SN:375052-AA1)	Calibration Due: N/A
Wireless Communication Test Set	R&S (CMU200, SN:B23-03291)	Calibration Due: 05/25/2011
Network Analyzer	Agilent(E5071B, MY42301382)	Calibration Due: 03/24/2011
Voltmeter	Keithley (2000, SN:1015843)	Calibration Due: 05/25/2011
Signal Generator	Agilent (E8257C, SN:MY43321570)	Calibration Due: 03/24/2011
Amplifier	Mini-Circuits (ZHL-42, SN:110405)	Calibration Due: 07/29/2011
Power Meter	Agilent (E4416A, SN:QB41292714)	Calibration Due: 03/24/2011
Probe	Antennessa (SN:SN_1109_EP_100)	Calibration Due: 05/04/2011
DIPOLE 1900	Antennessa (DIPG35,SN 48/05)	Calibration Due: 02/09/2011
Phantom	Antennessa (SN:SN41_05_SAM29)	Calibration Due: N/A
Liquid	Antennessa	Calibration Due: N/A
Measurement SW	OPEN SAR V2.1	Calibration Due: N/A

C. SAR Measurement Results

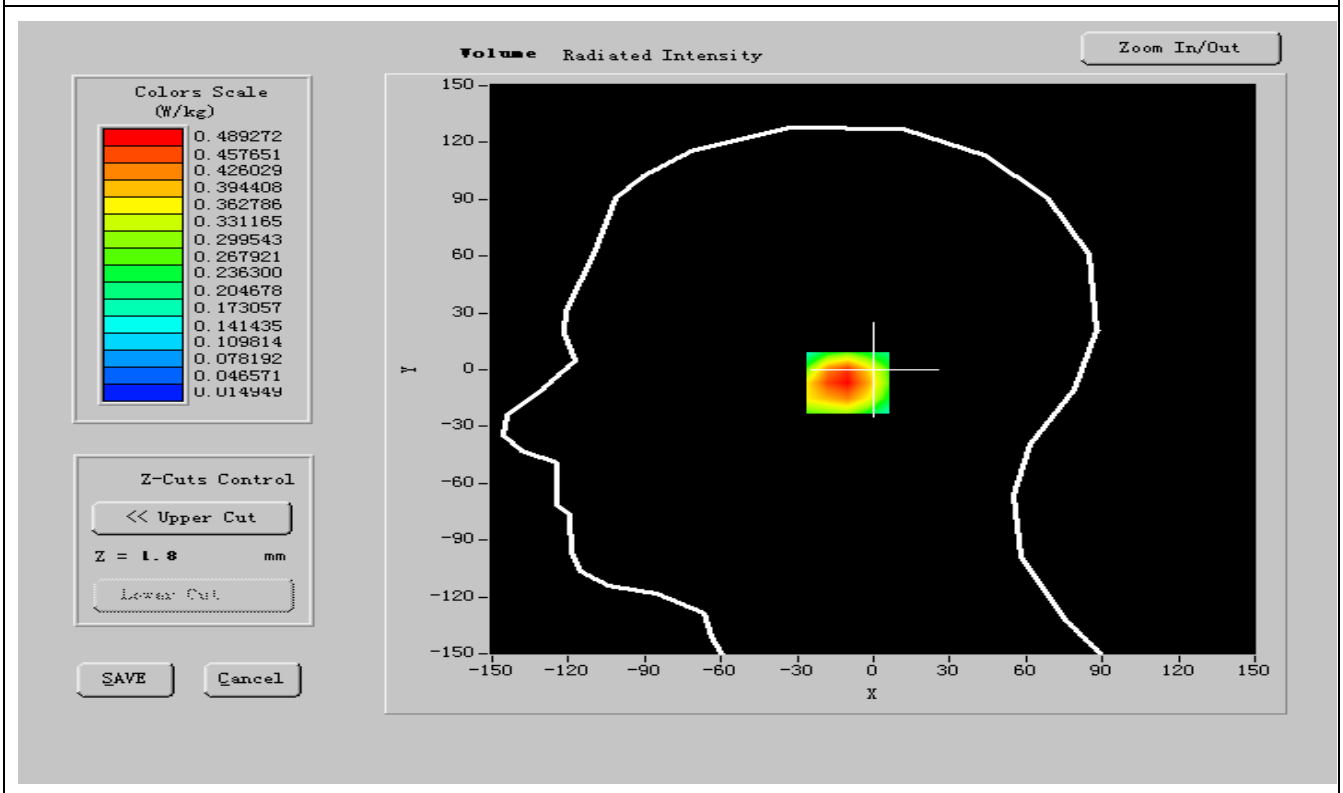
Frequency (MHz)	1909.800000
Relative permittivity (real part)	40.285999
Relative permittivity (imaginary part)	13.660990
Conductivity (S/m)	1.420478
Variation (%)	0.400000
Ambient Temperature:	21.3 °C
Liquid Temperature:	20.5 °C
ConvF:	41.05, 42.35, 55.45
Crest factor:	1:8



SURFACE SAR



VOLUME SAR



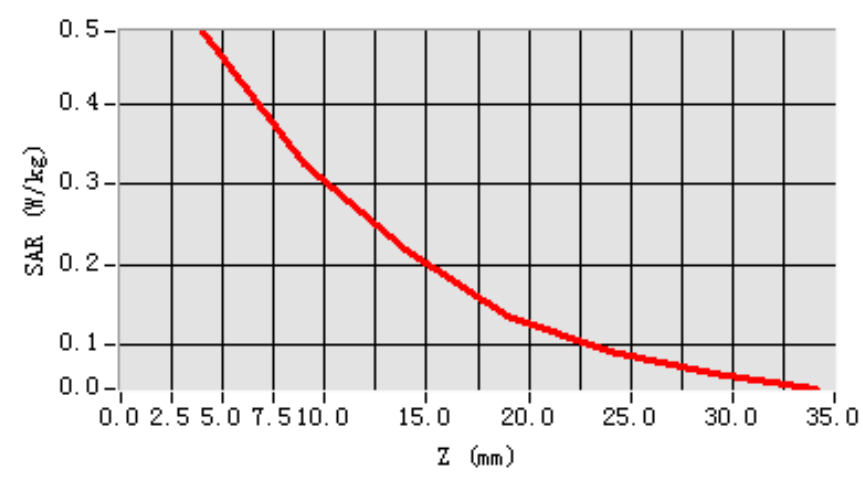


Maximum location: X=-13.00, Y=-3.00

SAR 10g (W/Kg)	0.980734
SAR 1g (W/Kg)	0.598127

Z Axis Scan

SAR, Z Axis Scan (X = -3, Y = -7)





MEASUREMENT 10

Date of measurement: 01/19/2011

Area Scan: 7 x 7 x 1

dx=15mm

dy=15mm

Zoom Scan: 5 x 5 x 7

dx=5mm

dy=5mm

dz=5mm

Z Axis Scan: 1 x 1 x 21

dx=20mm

dy=20mm

dz=5mm

A. Experimental conditions.

Phantom File	zinf15.txt, Adaptive 2 max
Phantom	Left head
Device Position	Tilt
Band	GSM1900
Channels	Low
Signal	GSM

B. Instrumentations.

PC	HP (Pentium(R) V3.06GHz, SN:375052-AA1)	Calibration Due: N/A
Wireless Communication Test Set	R&S (CMU200, SN:B23-03291)	Calibration Due: 05/25/2011
Network Analyzer	Agilent(E5071B, MY42301382)	Calibration Due: 03/24/2011
Voltmeter	Keithley (2000, SN:1015843)	Calibration Due: 05/25/2011
Signal Generator	Agilent (E8257C, SN:MY43321570)	Calibration Due: 03/24/2011
Amplifier	Mini-Circuits (ZHL-42, SN:110405)	Calibration Due: 07/29/2011
Power Meter	Agilent (E4416A, SN:QB41292714)	Calibration Due: 03/24/2011
Probe	Antenna (SN:SN_1109_EP_100)	Calibration Due: 05/04/2011
DIPOLE 1900	Antenna (DIPG35,SN 48/05)	Calibration Due: 02/09/2011
Phantom	Antenna (SN:SN41_05_SAM29)	Calibration Due: N/A
Liquid	Antenna	Calibration Due: N/A
Measurement SW	OPEN SAR V2.1	Calibration Due: N/A

C. SAR Measurement Results

Frequency (MHz)	1850.200000
Relative permittivity (real part)	40.316764
Relative permittivity (imaginary part)	13.582190
Conductivity (S/m)	1.416093
Variation (%)	-0.710000
Ambient Temperature:	21.3 °C
Liquid Temperature:	20.5 °C
ConvF:	41.05, 42.35, 55.45
Crest factor:	1:8