

# **Test setup photos of EUT**


## 1. Orthogonal plane of EUT

- The testing was set in the three orthogonal planes and measured for each position (X, Y, Z).

### X-axis



### Y-axis




**Model name: ST4930**

**Z-axis**



**Model name: ST4930**


## 2. Photos of Radiated Spurious Emission Test (Below 1 GHz)




**Model name: ST4930**



### 3. Photo of Radiated Spurious Emission Test (Above 1 GHz)




### 4. Photo of Conducted test



**Model name: ST4930**

## 5. Photos of AC Power Line Conducted test



**Model name: ST4930**