

FCC PART 15 SUBPART C TEST REPORT

for

Repeater

Model No.: RT-240

FCC ID: W9VRT240

of

Applicant: Green Packet Berhad, Taiwan

**Address: 6F, NO.21, LANE 583 RUEIGUANG RD, NEIHU DISTRICT
Taipei City 11492 Taiwan**

Tested and Prepared

by

Worldwide Testing Services (Taiwan) Co., Ltd.

FCC Registration No.: TW1477, TW1111, TW1072, TW1110

Industry Canada filed test laboratory Reg. No. IC 5679A-1, IC 5107A-1

A2LA Accredited No.: 2732.01



Report No.: W6D21801-17835-C-1

6F, NO. 58, LANE 188, RUEY-KUANG RD., NEIHU TAIPEI 114, TAIWAN, R.O.C.
TEL: 886-2-66068877 FAX: 886-2-66068879 E-mail: wts@wts-lab.com



Registration number: W6D21801-17835-C-1
FCC ID: W9VRT240

TABLE OF CONTENTS

1	GENERAL INFORMATION.....	2
1.1	NOTES.....	2
1.2	TESTING LABORATORY	3
1.2.1	Location	3
1.2.2	Details of accreditation status	3
1.3	DETAILS OF APPROVAL HOLDER.....	3
1.4	APPLICATION DETAILS	4
1.5	GENERAL INFORMATION OF TEST ITEM.....	4
1.6	TEST STANDARDS.....	5
2	TECHNICAL TEST	6
2.1	SUMMARY OF TEST RESULTS	6
2.2	TEST ENVIRONMENT	6
2.3	TEST EQUIPMENT LIST.....	7
2.4	GENERAL TEST PROCEDURE	10
3	TEST RESULTS (ENCLOSURE)	12
3.1	PEAK OUTPUT POWER (TRANSMITTER).....	13
3.2	EQUIVALENT ISOTROPIC RADIATED POWER.....	16
3.3	RF EXPOSURE COMPLIANCE REQUIREMENTS	16
3.4	TRANSMITTER RADIATED EMISSIONS IN RESTRICTED BANDS.....	17
3.5	SPURIOUS EMISSIONS (TX)	18
3.6	RADIATED EMISSION ON THE BAND EDGE	20
3.7	MINIMUM 6 DB BANDWIDTH	22
3.8	PEAK POWER SPECTRAL DENSITY	25
3.9	RADIATED EMISSION FROM RECEIVER PART	28
3.10	POWER LINE CONDUCTED EMISSION	29
	APPENDIX.....	30



Worldwide Testing Services(Taiwan) Co., Ltd.

Registration number: W6D21801-17835-C-1
FCC ID: W9VRT240

1 General Information

1.1 Notes

The purpose of conformity testing is to increase the probability of adherence to the essential requirements or conformity specifications, as appropriate.

The complexity of the technical specifications, however, means that full and thorough testing is impractical for both technical and economic reasons.

Furthermore, there is no guarantee that a test sample which has passed all the relevant tests conforms to a specification.

Neither is there any guarantee that such a test sample will interwork with other genuinely open systems. The existence of the tests nevertheless provides the confidence that the test sample possesses the qualities as maintained and that its performance generally conforms to representative cases of communications equipment.

The test results of this test report relate exclusively to the item tested as specified in 1.5.

The test report may only be reproduced or published in full.

Reproduction or publication of extracts from the report requires the prior written approval of the Worldwide Testing Services(Taiwan) Co., Ltd.

Tester:

February 5, 2018

Spencer Yang

Date

WTS-Lab.

Name

Signature

Technical responsibility for area of testing:

February 5, 2018

Kevin Wang

Date

WTS

Name

Signature



Worldwide Testing Services(Taiwan) Co., Ltd.

Registration number: W6D21801-17835-C-1

FCC ID: W9VRT240

1.2 Testing laboratory

1.2.1 Location

OATS

No.5-1, Lishui, Shuang Sing Village,
Wanli Dist., New Taipei City 207,
Taiwan (R.O.C.)

3 meter semi-anechoic chamber

No.35, Aly. 21, Ln. 228, Ankang Rd., Neihu Dist., Taipei City 114, Taiwan (R.O.C.)

TEL:886-2-6613-0228

FAX:886-2-2791-5046

Company

Worldwide Testing Services(Taiwan) Co., Ltd.

6F, NO. 58, LANE 188, RUEY-KUANG RD.

NEIHU, TAIPEI 114, TAIWAN R.O.C.

Tel : 886-2-66068877

Fax : 886-2-66068879

1.2.2 Details of accreditation status

Accredited testing laboratory

A2LA accredited number: 2732.01

FCC filed test laboratory Reg. No. TW1477, TW1111, TW1072, TW1110

Industry Canada filed test laboratory Reg. No. IC 5679A-1, IC 5107A-1

Test location, where different from Worldwide Testing Services (Taiwan) Co., Ltd. :

Name: ./.

Accredited number: ./.

Street: ./.

Town: ./.

Country: ./.

Telephone: ./.

Fax: ./.

1.3 Details of approval holder

Name: Green Packet Berhad, Taiwan

Street: 6F, NO.21, LANE 583 RUEIGUANG RD, NEIHU DISTRICT

City: Taipei City 11492

Country: Taiwan

Telephone: 886-2-2627-1355

Fax: 886-2-2627-2553



Registration number: W6D21801-17835-C-1
FCC ID: W9VRT240

1.4 Application details

Date of receipt of test item(1st): August 31, 2017
Date of test(1st): from September 01, 2017 to September 07, 2017
Date of receipt of test item(2nd): January 31, 2018
Date of test(2nd): ./.

1.5 General information of Test item

Type of test item: Repeater
Model Number: RT-240
Brand Name: Roadmio / Greenpacket
Multi-listing model number: ./.
Photos: see Appendix

Technical data

Frequency band: 2402 MHz – 2480 MHz
Frequency (ch 0 or A): 2402 MHz
Frequency (ch 19 or B): 2440 MHz
Frequency (ch 39 or C): 2480 MHz
Number of Channels: 40
Operation modes: Duplex
Modulation Type: GFSK

Fixed point-to-point operation: Yes / No
Type of Antenna: Wire antenna
Antenna gain: 1.91 dBi
Power supply: DC 12/24V
Emission designator: 1M35G1D
Host device: none
Classification :

Fixed Device	<input type="checkbox"/>
Mobile Device (Human Body distance > 20cm)	<input type="checkbox"/>
Portable Device (Human Body distance < 20cm)	<input checked="" type="checkbox"/>



Worldwide Testing Services(Taiwan) Co., Ltd.

Registration number: W6D21801-17835-C-1
FCC ID: W9VRT240

Transmitter

Unom

Power (ch 0 or A):	Conducted: 2.77 dBm
Power (ch 19 or B):	Conducted: 2.29 dBm
Power (ch 39 or C):	Conducted: 1.74 dBm

Manufacturer: (if applicable)

Name:	Sysgration Electronics Technology (HuiZhou) Company, Limited
Street:	YuXin Science Park 3rd Floor,Long Shan 7 Rd., XiangShuiHe Industrial Zone,
Town:	DaYaWan,HuiZhou City, GuangDong Province,
Country:	China
Additional information:	./.

1.6 Test standards

Technical standard : FCC RULES SUBPART C § 15.247 (2016-10)

Special Statement

1. This test report is based on the original report no.: W6M21708-17337-C-1.
2. The relevant Circuitry, PCB Layout, Inner element and Function of this model number are exactly the same as the original report no.: W6M21708-17337-C-1. The differences are the applicant, model number, brand name and appearance. Therefore the test result is also based on the original test report no.: W6M21708-17337-C-1 without re-testing.



Registration number: W6D21801-17835-C-1

FCC ID: W9VRT240

2 Technical test

2.1 Summary of test results

No deviations from the technical specification(s) were ascertained in the course of the tests performed.

or

The deviations as specified in 2.5 were ascertained in the course of the tests performed.

2.2 Test environment

Temperature: 23 °C

Relative humidity content: 20 ... 75 %

Air pressure: 86 ... 103 kPa

Power supply: DC 12/24V

Extreme conditions parameters: ./.

Test item Name	Uncertainty
Estimation Result of Uncertainty of Conducted Emission	Expanded Uncertainty : 0.74 dB
Estimation Result of Uncertainty of Radiated Emission(3M)	Expanded Uncertainty : 0.009-30 MHz : 2.17 dB 30-1000 MHz : 3.30 dB 1-18 GHz : 2.28 dB 18-40 GHz : 2.19 dB
Estimation Result of Uncertainty of Bandwidth Measurement 20 dB Bandwidth, Occupied bandwidth, Channel bandwidth, Necessary Bandwidth	Expanded Uncertainty : 0.45 kHz
Estimation Result of Uncertainty of Conducted Output Power Measurement Output power	Expanded Uncertainty : 1.01 dB
Estimation Result of Uncertainty of Power Density Measurement Power density	Expanded Uncertainty : 1.09 dB
Estimation Result of Uncertainty of Band Edge Measurement	Expanded Uncertainty : 0.98 dBc




Worldwide Testing Services(Taiwan) Co., Ltd.

Registration number: W6D21801-17835-C-1

FCC ID: W9VRT240

2.3 Test Equipment List

No.	Test equipment	Type	Serial No.	Manufacturer	Cal. Date	Next Cal. Date
ETSTW-CE 001	EMI TEST RECEIVER	ESHS10	842121/013	R&S	2017/5/26	2018/5/25
ETSTW-CE 003	AC POWER SOURCE	APS-9102	D161137	GW	Function Test	
ETSTW-CE 004	ZWEILEITER-V-NETZNACHBILDUNG TWO-LINE V-NETWORK	ESH3-Z5	840731/011	R&S	2016/10/13	2017/10/12
ETSTW-CE 006	IMPULSBEGRENZER PULSE LIMITER	ESH3-Z2	100226	R&S	2017/8/22	2018/8/21
ETSTW-CE 008	HF-EICHLITUNG RF STEP ATTENUATOR 139dB DPSP	334.6010.02	844581/024	R&S	Function Test	
ETSTW-CE 009	TEMP.&HUMIDITY CHAMBER	GTH-225-40-1P-U	MAA0305-009	GIANT FORCE	2017/7/14	2018/7/13
ETSTW-CE 016	TWO-LINE V-NETWORK	ENV216	100050	R&S	2016/9/12	2017/9/11
ETSTW-CE 028	MXE EMI Receiver	N9038A	MY53220110	Agilent	2017/7/11	2018/7/10
ETSTW-RE 003	EMI TEST RECEIVER	ESI 26	831438/001	R&S	2017/5/26	2018/5/25
ETSTW-RE 004	EMI TEST RECEIVER	ESI 40	832427/004	R&S	2017/5/17	2018/5/16
ETSTW-RE 005	EMI TEST RECEIVER	ESVS10	843207/020	R&S	2017/7/3	2018/7/2
ETSTW-RE 012	TUNABLE BANDREJECT FILTER	D.C 0309	146	K&L	Function Test	
ETSTW-RE 013	TUNABLE BANDREJECT FILTER	D.C 0336	397	K&L	Function Test	
ETSTW-RE 018	MICROWAVE HORN ANTENNA	AT4560	27212	AR	2017/7/4	2018/7/3
ETSTW-RE 027	Passive Loop Antenna	6512	00034563	ETS-Lindgren	2017/7/3	2018/7/2
ETSTW-RE 030	Double-Ridged Guide Horn Antenna	3117	00035224	ETS-Lindgren	2017/3/22	2018/3/21
ETSTW-RE 042	Biconical Antenna	HK116	100172	R&S	2017/2/7	2018/2/6
ETSTW-RE 043	Log-Periodic Dipole Antenna	HL223	100166	R&S	2017/4/10	2018/4/9
ETSTW-RE 044	Log-Periodic Antenna	HL050	100094	R&S	2017/4/27	2018/4/26
ETSTW-RE 045	ESA-E SERIES SPECTRUM ANALYZER	E4404B	MY45111242	Agilent	Pre-test Use	
ETSTW-RE 050	Attenuator 10dB	50HF-010-1	None	JFW	2017/3/1	2018/2/28
ETSTW-RE 051	Attenuator 6dB	50HF-006-1	None	JFW	2017/3/1	2018/2/28
ETSTW-RE 053	Attenuator 3dB	50HF-003-1	None	JFW	2017/3/1	2018/2/28
ETSTW-RE 055	SPECTRUM ANALYZER	FSU 26	200074	R&S	2017/3/1	2018/2/28
ETSTW-RE 060	Attenuator 30dB	5015-30	F651012z-01	ATM	2017/3/1	2018/2/28
ETSTW-RE 062	Amplifier Module	CHC 2	None	KMIC	2017/4/12	2018/4/11
ETSTW-RE 064	Bluetooth Test Set	MT8852B-042	6K00005709	Anritsu	Function Test	
ETSTW-RE 069	Double-Ridged Guide Horn Antenna	3117	00069377	ETS-Lindgren	Function Test	
ETSTW-RE 072	CELL SITE TEST SET	8921A	3339A00375	HP	2016/9/8	2017/9/7
ETSTW-RE 088	SOLID STATE AMPLIFIER	KMA180265A01	99057	KMIC	2016/9/20	2017/9/19
ETSTW-RE 091	Match Pad	MDCS1500	None	WOKEN	2017/4/6	2018/4/5
ETSTW-RE 099	DC Block	50DB-007-1	None	JFW	2017/3/1	2018/2/28
ETSTW-RE 112	AC POWER SOURCE	TFC-1005	T-0A023536	T-Power	Function test	
ETSTW-RE 115	2.4GHz Notch Filter	N0124411	473874	MICROWAVE CIRCUITS	2017/1/12	2018/1/11



Worldwide Testing Services(Taiwan) Co., Ltd.

Registration number: W6D21801-17835-C-1
FCC ID: W9VRT240

ETSTW-RE 120	RF Player	MP9200	MP9210-111022	ADIVIC	Function test	
ETSTW-RE 122	SIGNAL GENERATOR	SMF100A	102149	R&S	2017/5/26	2018/5/25
ETSTW-RE 125	5GHz Notch filter	5NSL11-5200/E221.3-O/O	1	K&L Microwave	2017/8/9	2018/8/8
ETSTW-RE 126	5GHz Notch filter	5NSL12-5800/E221.3-O/O	1	K&L Microwave	2017/8/9	2018/8/8
ETSTW-RE 127	RF Switch Box	RFS-01	None	WTS	2017/3/1	2018/2/28
ETSTW-RE 128	5.3GHz Notch filter	N0153001	SN487233	Microwave Circuits	2017/8/9	2018/8/8
ETSTW-RE 129	5.5GHz Notch filter	N0555984	SN487234	Microwave Circuits	2017/8/9	2018/8/8
ETSTW-RE 130	Handheld RF Spectrum Analyzer	N9340A	CN0147000204	Agilent	Pre-test Use	
ETSTW-RE 142	Amplifier	8447D	2805A03378	Agilent	2017/4/12	2018/4/11
ETSTW-RE 143	Humidity Temperature Meter	TES-1260	110104623	TES	2017/8/9	2018/8/8
ETSTW-RE 147	Bi-log Hybrid Antenna	MCTD 2786B	BLB16M04005	ETC	2017/3/22	2018/3/21
ETSTW-EMI 011	USB Compact Modulator	SFC-U	101689	R&S	2017/5/10	2018/5/9
ETSTW-GSM 002	Universal Radio Communication Tester	CMU 200	109439	R&S	2017/2/24	2018/2/23
ETSTW-GSM 003	Radio Communication Analyzer	MT8820C	6201342073	Anritsu	2017/2/10	2018/2/9
ETSTW-GSM 004	Wideband Radio Communication Tester	CMW500	128092	R&S	2016/12/15	2017/12/14
ETSTW-GSM 019	Band Reject Filter	WRCTF824/849-822/851-40/12+9SS	3	WI	2017/1/12	2018/1/11
ETSTW-GSM 020	Band Reject Filter	WRCD1747/1748-1743/1752-32/5SS	1	WI	2017/1/12	2018/1/11
ETSTW-GSM 021	Band Reject Filter	WRCD1879.5/1880.5-1875.5/1884.5-32/5SS	3	WI	2017/1/12	2018/1/11
ETSTW-GSM 022	Band Reject Filter	WRCT901.9/903.1-904.25-50/8SS	1	WI	2017/1/12	2018/1/11
ETSTW-GSM 023	Power Divider	4901.19.A	None	SUHNER	2016/9/14	2017/9/13
ETSTW-Cable 010	BNC Cable	RGS-142	None	THERMAX	2016/9/12	2017/9/11
ETSTW-Cable 011	SMA to N type Cable	RGU-400	None	THERMAX	Pre-test Use NCR	
ETSTW-Cable 012	BNC Cable	RGS-400	None	THERMAX	2016/9/12	2017/9/11
ETSTW-Cable 016	BNC Cable	Switch Box	B Cable 1	Schwarz beck	2017/2/23	2018/2/22
ETSTW-Cable 017	BNC Cable	X Cable	B Cable 2	Schwarz beck	2017/2/23	2018/2/22
ETSTW-Cable 018	BNC Cable	Y Cable	B Cable 3	Schwarz beck	2017/2/23	2018/2/22
ETSTW-Cable 019	BNC Cable	Z Cable	B Cable 4	Schwarz beck	2017/2/23	2018/2/22
ETSTW-Cable 020	N TYPE Cable	OATS Cable 1	N30N30-L335-15M	JYE BAO CO.,LTD.	2017/7/3	2018/7/2
ETSTW-Cable 022	N TYPE Cable	5006	0002	JYE BAO CO.,LTD.	2017/4/6	2018/4/5
ETSTW-Cable 026	Microwave Cable	SUCOFLEX 104	279075	HUBER+SUHNER	2017/3/1	2018/2/28
ETSTW-Cable 027	Microwave Cable	SUCOFLEX 104	279083	HUBER+SUHNER	2017/5/12	2018/5/11
ETSTW-Cable 028	Microwave Cable	FA147A0015M2020	30064-2	UTIFLEX	2016/9/20	2017/9/19
ETSTW-Cable 029	Microwave Cable	FA147A0015M2020	30064-3	UTIFLEX	2016/9/20	2017/9/19
ETSTW-Cable 030	Microwave Cable	SUCOFLEX 104 (S Cable 9)	279067	HUBER+SUHNER	2017/3/1	2018/2/28
ETSTW-Cable 031	Microwave Cable	SUCOFLEX 104 (S Cable 10)	238092	HUBER+SUHNER	2017/4/12	2018/4/11
ETSTW-Cable 043	Microwave Cable	SUCOFLEX 104	317576	HUBER+SUHNER	2017/4/12	2018/4/11
ETSTW-Cable 048	Microwave Cable	SUCOFLEX 104	325519	HUBER+SUHNER	2017/4/12	2018/4/11



Worldwide Testing Services(Taiwan) Co., Ltd.

Registration number: W6D21801-17835-C-1
 FCC ID: W9VRT240

ETSTW-Cable 058	Microwave Cable	SUCOFLEX 104	none	HUBER+SUHNER	2017/2/20	2018/2/19
ETSTW-Cable 064	Microwave Cable	SUCOFLEX 104	MY28891	HUBER+SUHNER	2017/4/12	2018/4/11
ETSTW-Cable 066	SMA type cable	32022	None	ASTROLAB	2016/9/12	2017/9/11
ETSTW-Cable 071	N TYPE CABLE	EMCCFD400-NM- NM-25000	170239	EMCI	2017/2/20	2018/2/19
WTSTW-SW 002	EMI TEST SOFTWARE	EZ EMC	None	Farad	Version ETS-03A1	
WTSTW-SW 006	EMI TEST SOFTWARE	e3	None	AUDIX	Version 9.161014	
WTSTW-SW 008	Signal studio	Agilent	None	AUDIX	Version 2.0.0.1	



Registration number: W6D21801-17835-C-1
FCC ID: W9VRT240

2.4 General Test Procedure

POWER LINE CONDUCTED INTERFERENCE: The procedure used was ANSI STANDARD C63.10-2013 5.2 using a 50 μ H LISN (if necessary). Both lines were observed. The bandwidth of the spectrum analyzer was 10 kHz with an appropriate sweep speed.

RADIATION INTERFERENCE: The test procedure used was according to ANSI STANDARD C63.10-2013 6.4 employing a spectrum analyzer. For investigated frequency is equal to or below 1GHz, the RBW and VBW of the spectrum analyzer was 100 kHz and 100kHz respectively with an appropriate sweep speed. For investigated frequency is above 1GHz, both of RBW and VBW of the spectrum analyzer were 1 MHz with an appropriate sweep speed. The analyzer was calibrated in dB above a microvolt at the output of the antenna.

FORMULA OF CONVERSION FACTORS: The Field Strength at 3m was established by adding the meter reading of the spectrum analyzer (which is set to read in units of dB μ V) to the antenna correction factor supplied by the antenna manufacturer. The antenna correction factors are stated in terms of dB.

Example:

Freq (MHz) METER READING + ACF + CABLE LOSS (to the receiver) = FS
33 20 dB μ V + 10.36 dB + 6 dB = 36.36 dB μ V/m @3m


The EUT was placed on a table 80 cm high and with dimensions of 1m by 1.5m (non metallic table) and arranged according to ANSI C63.10-2013 6.3.1. The table used for radiated measurements is capable of continuous rotation. The spectrum was scanned from 30 MHz to the frequency specified as follows:

- (1) If the intentional radiator operates below 10 GHz: to the tenth harmonic of the highest fundamental frequency or to 40 GHz, whichever is lower.
- (2) If the intentional radiator operates at or above 10 GHz and below 30 GHz: to the fifth harmonic of the highest fundamental frequency or to 100 GHz, whichever is lower.
- (3) If the intentional radiator operates at or above 30 GHz: to the fifth harmonic of the highest fundamental frequency or to 200 GHz, whichever is lower, unless specified otherwise elsewhere in the rules.
- (4) If the intentional radiator contains a digital device, regardless of whether this digital device controls the functions of the intentional radiator or the digital device is used for additional control or function purposes other than to enable the operation of the intentional radiator, the frequency range shall be investigated up to the range specified in paragraphs (a)(1)-(a)(3) of this section or the range applicable to the digital device, as shown in paragraph (b)(1) of this Section, whichever is the higher frequency range of investigation.

For hand-held devices, a exploratory test was performed with three (3) orthogonal planes to determine the highest emissions.

When an emission was found, the table was rotated to produce the maximum signal strength. At this point, the antenna was raised and lowered from 1m to 4m. The antenna was placed in both the horizontal and vertical planes.

When the radiated emission limits are expressed in terms of the average value of the emission, and pulsed operation is employed, the measurement field strength shall be determined by averaging over one complete pulse train, including blanking intervals, as long as the pulse train does not exceed 0.1



Registration number: W6D21801-17835-C-1

FCC ID: W9VRT240

seconds. As an alternative (provided the transmitter operates for longer than 0.1 seconds) or in cases where the pulse train exceeds 0.1 seconds, the measured field strength shall be determined from the average absolute voltage during a 0.1 second interval during which the field strength is at its maximum value.

The formula is as follows:

Average = Peak + Duty Factor

Duty Factor = $20 \log(\text{dwell time}/T)$

T = 100ms when the pulse train period is over 100 ms or the period of the pulse train.

Modified Limits for peak according to 15.35 (b) = Max Permitted average Limits + 20dB

ANSI STANDARD C63.10-2013 10.2.7: Any measurements that utilize special test software shall be indicated and referenced in the test report. During testing, test software 'EZ EMC' was used for setting up different operation modes.



Worldwide Testing Services(Taiwan) Co., Ltd.

Registration number: W6D21801-17835-C-1

FCC ID: W9VRT240

3 Test results (enclosure)

TEST CASE	Para. Number	Required	Test passed	Test failed
Peak Output Power	15.247(d)	<input checked="" type="checkbox"/>	<input checked="" type="checkbox"/>	<input type="checkbox"/>
Equivalent isotropically radiated Power	15.247(b)	<input checked="" type="checkbox"/>	<input checked="" type="checkbox"/>	<input type="checkbox"/>
Spurious Emissions radiated – Transmitter operating	15.247(d): 15.209	<input checked="" type="checkbox"/>	<input checked="" type="checkbox"/>	<input type="checkbox"/>
Band Edge Measurement	15.247(d)	<input checked="" type="checkbox"/>	<input checked="" type="checkbox"/>	<input type="checkbox"/>
Minimum 6 dB Bandwidth	15.247(a)(2)	<input checked="" type="checkbox"/>	<input checked="" type="checkbox"/>	<input type="checkbox"/>
Peak Power Spectral Density	15.247(e)	<input checked="" type="checkbox"/>	<input checked="" type="checkbox"/>	<input type="checkbox"/>
Radiated Emission from Receiver part	15.109	<input type="checkbox"/>	<input type="checkbox"/>	<input type="checkbox"/>
Power Line Conducted Emission	15.207	<input type="checkbox"/>	<input type="checkbox"/>	<input type="checkbox"/>

The following is intentionally left blank.

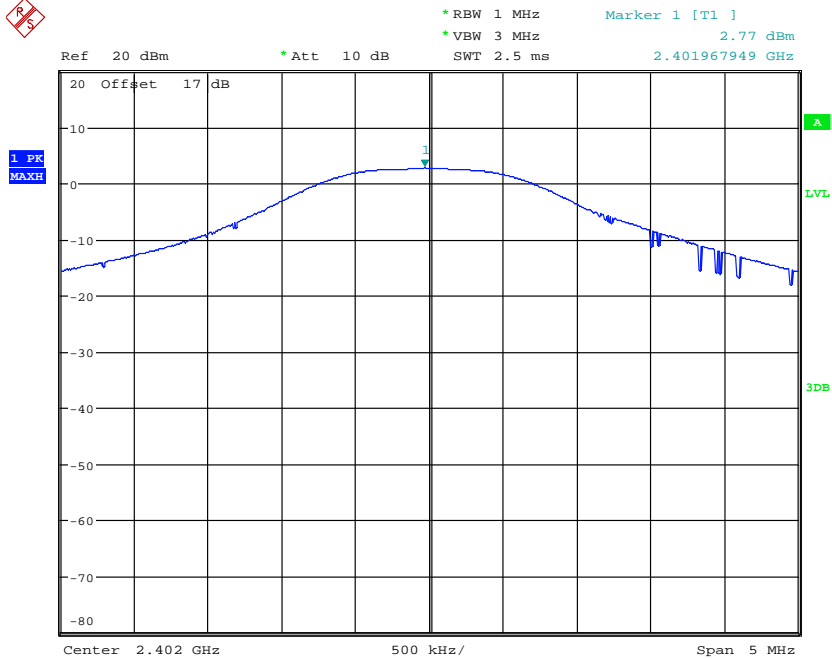


Registration number: W6D21801-17835-C-1
FCC ID: W9VRT240

3.1 Peak Output Power (transmitter)

FCC Rule: 15.247(d)(3)

This measurement applies to equipment with an integral antenna and to equipment with an antenna connector and equipped with an antenna as declared by the applicant.

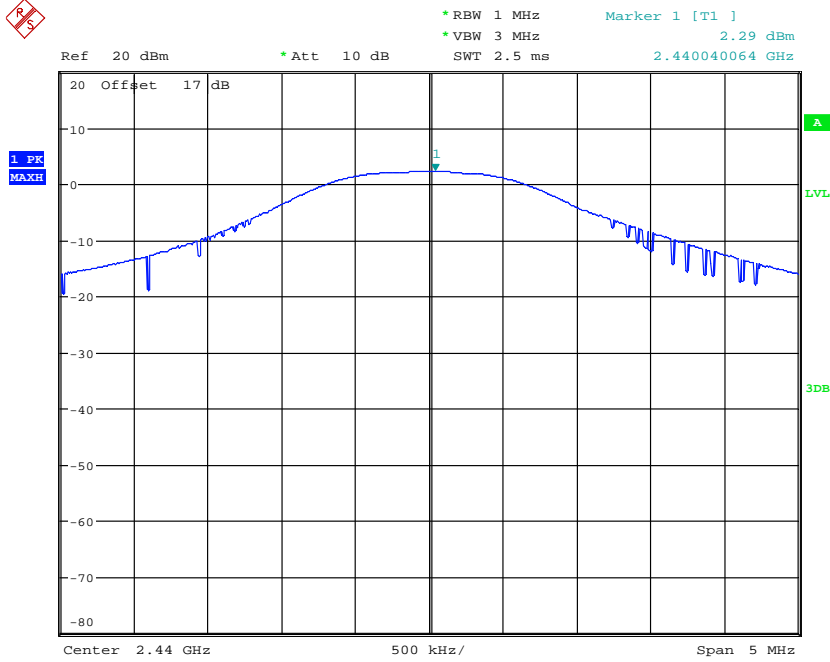


MAX OUTPUT POWER BT4.0 CH00
Date: 31.AUG.2017 21:02:17

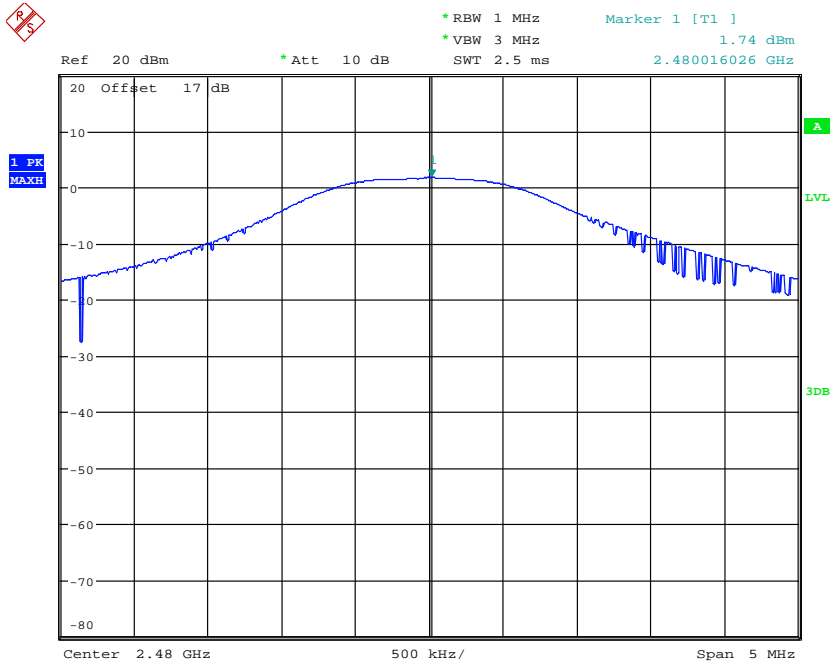


Worldwide Testing Services(Taiwan) Co., Ltd.


Registration number: W6D21801-17835-C-1
FCC ID: W9VRT240



MAX OUTPUT POWER BT4.0 CH19
Date: 31.AUG.2017 21:03:13



MAX OUTPUT POWER BT4.0 CH39
Date: 31.AUG.2017 21:04:11



Worldwide Testing Services(Taiwan) Co., Ltd.

Registration number: W6D21801-17835-C-1
FCC ID: W9VRT240

Limits:

Frequency MHz	Power dBm
902 - 928	30
2400 – 2483.5	30
5725 – 5850	30

In case of employing transmitter antennas having antenna gain > 6 dBi and using fixed point-to point operation consider §15.247 (b)(4)

Test equipment used: ETSTW-RE 055, ETSTW-RE 050



Registration number: W6D21801-17835-C-1

FCC ID: W9VRT240

3.2 Equivalent isotropic radiated power

FCC Rule: 15.247(b)(3)

Test exclusion = max. conducted output power

Test exclusion = 2.77 dBm

RESULT:

Test standard : FCC KDB Publication
447498 D01 General RF Exposure Guidance v06

3.3 RF Exposure Compliance Requirements

According to KDB447498 10 D01v05:

SAR evaluation, by measurement or numerical simulation, is not required when the corresponding SAR Exclusion Threshold condition, listed below, is satisfied.

The enclosure of the device provides ≥ 0.5 cm separation from the antenna elements to significant metal parts of the enclosure to minimize potential perturbations.

Frequency Band:2402-2480 MHz

Maximum Power fed to Antenna: 1.8923 mW

Separation distances:

Antenna feed center to metal parts of enclosure: > 5 mm

Distance prescribed in user manual: > 5 mm

MHz	5	10	15	20	25	mm
2450	10	19	29	38	48	SAR Test Exclusion Threshold (mW)

MHz	30	35	40	45	50	mm
2450	57	67	77	86	96	SAR Test Exclusion Threshold (mW)

MHz	50	60	70	80	90	100	110	120	130	140	150	160	170	180	190	mm
2450	96	196	296	396	496	596	696	796	896	996	1096	1196	1296	1396	1496	mW



Registration number: W6D21801-17835-C-1

FCC ID: W9VRT240

3.4 Transmitter Radiated Emissions in Restricted Bands

FCC Rules: 15.247 (d), 15.205, 15.209, 15.35

Radiated emission measurements were performed from 30 MHz to 26500 MHz.

For radiated emission tests, the analyzer setting was as followings:

Frequency \leq 1 GHz, RBW:100 kHz, VBW: 100 kHz (Peak measurements)

Frequency $>$ 1 GHz, RBW: 1 MHz, VBW: 1 MHz (Peak measurements)

Frequency $>$ 1 GHz , RBW:1 MHz , VBW: 10 Hz (Average measurements)

Limits.

For frequencies below 1GHz:

Frequency of Emission (MHz)	Field strength (microvolts/meter)	Field Strength (dB microvolts/meter)
30 - 88	100	40.0
88 - 216	150	43.5
216 - 960	200	46.0
Above	500	54.0

For frequencies above 1GHz (Average measurements).

Guidance on Measurement of Digit Transmission Systems:

“If the emission is pulsed, modify the unit for continuous operation, use the setting shown above, then correct the reading by subtracting the peak-average correction factor, derived from the appropriate duty cycle calculation.”

The correction factor, based on the total channel dwell time in a 100 ms period, may be mathematically applied to a measurement made with an average detector, to further reduce the value.

Duty cycle correction = $20 \log (\text{dwell time} / 100\text{ms})$

Note: No duty cycle correction was added to the reading of this EUT.

Explanation: See attached diagrams in Appendix.



Registration number: W6D21801-17835-C-1

FCC ID: W9VRT240

3.5 Spurious Emissions (tx)

Spurious emission was measured with modulation (declared by manufacturer).

In any 100 kHz bandwidth outside the frequency band in which the intentional radiator is operating, the radio frequency power that is produced by the intentional radiator shall be at least 20dB below that in the 100 kHz bandwidth within the band that contains the highest level of the desired power, based on either an RF conducted or a radiated measurement. Attenuation below the general limits specified in § 15.209(a) is not required. In addition, radiated emissions which fall in the restricted bands, as defined in § 15.205(a), must also comply with the radiated emission limits specified in § 15.209(a) (see § 15.205(c))

FCC Rule: 15.247(d), 15.35

For out of band emissions that are close to or that exceed the 20 dB attenuation requirement described in the specification, radiated measurements were performed at a 3 m separation distance to determine whether these emissions complied with the general radiated emission requirement.

Limits:

For frequencies above 1GHz (Peak measurements).

Modified Limit for peak according to 15.35 (b) = Max Permitted average Limits + 20dB

For frequencies above 1GHz (Average measurements).

Max. reading – 20dB

Max. reading – 20 dB


Guidance on Measurement of Digit Transmission Systems:

“If the emission is pulsed, modify the unit for continuous operation, use the settings shown above, then correct the reading by subtracting the peak-average correction factor, derived from the appropriate duty cycle calculation.”

The correction factor, based on the total channel dwell time in a 100 ms period, may be mathematically applied to a measurement made with an average detector, to further reduce the value.

Duty Cycle correction = $20 \log (\text{dwell time}/100\text{ms})$

Note: No duty cycle correction was added to the reading of EUT.



Worldwide Testing Services(Taiwan) Co., Ltd.

Registration number: W6D21801-17835-C-1

FCC ID: W9VRT240

SAMPLE CALCULATION OF LIMIT. All results will be updated by an automatic measuring system in accordance with point 2.3.

Calculation of test results:

Such factors like antenna correction, cable loss, external attenuation etc. are already included in the provided measurement results. This is done by using validated test software and calibrated test system according the accreditation requirements.

The peak and average spurious emission plots was measured with the average limits.

In the Table being listed the critical peak and average value and exhibit the compliance with the above calculated Limits.

If in the column's correction factor states a value then the max. Field strength in the same row is corrected by a value gained from the "Correction Factor".

Summary table with radiated data of the test plots

Model: RT-240 Date: --
 Mode: -- Temperature: -- °C Engineer: --
 Polarization: -- Humidity: -- %

Frequency (MHz)	Reading (dBuV)	Detector	Factor (dB)	Result (dBuV/m)	Limit (dBuV/m)	Margin (dB)	Table Degree (Deg.)	Ant. High (cm)
--	--	--	--	--	--	--	--	--
--	--	--	--	--	--	--	--	--

Frequency (MHz)	Reading (dBuV)		Factor (dB) Corr.	Result (dBuV/m)		Limit (dBuV/m)		Margin (dB)	Table Degree (Deg.)	Ant. High (m)
	Peak	Ave.		Peak	Ave.	Peak	Ave.			
--	--	--	--	--	--	--	--	--	--	--
--	--	--	--	--	--	--	--	--	--	--
--	--	--	--	--	--	--	--	--	--	--
--	--	--	--	--	--	--	--	--	--	--

Note

1. Correction Factor = Antenna factor + Cable loss - Preamplifier
2. The formula of measured value as: Test Result = Reading + Correction Factor
3. Detector function in the form : PK = Peak, QP = Quasi Peak, AV = Average
4. All not in the table noted test results are more than 20 dB below the relevant limits.
5. Measurement uncertainty for 3m measurement: 30-1000 MHz = ± 3.30 dB, 1-18 GHz = ± 2.28 dB, 18-40 GHz = ± 2.19 dB ; Reported uncertainties represent expanded uncertainties expressed at approximately the 95% confidence level using a coverage factor of k = 2.
6. Please see attached diagrams in Appendix.

TEST RESULT (Transmitter): The unit DOES meet the FCC requirements.

Test equipment used: ETSTW-RE 030, ETSTW-RE 111, ETSTW-RE 088, ETSTW-RE 018, ETSTW-RE 064

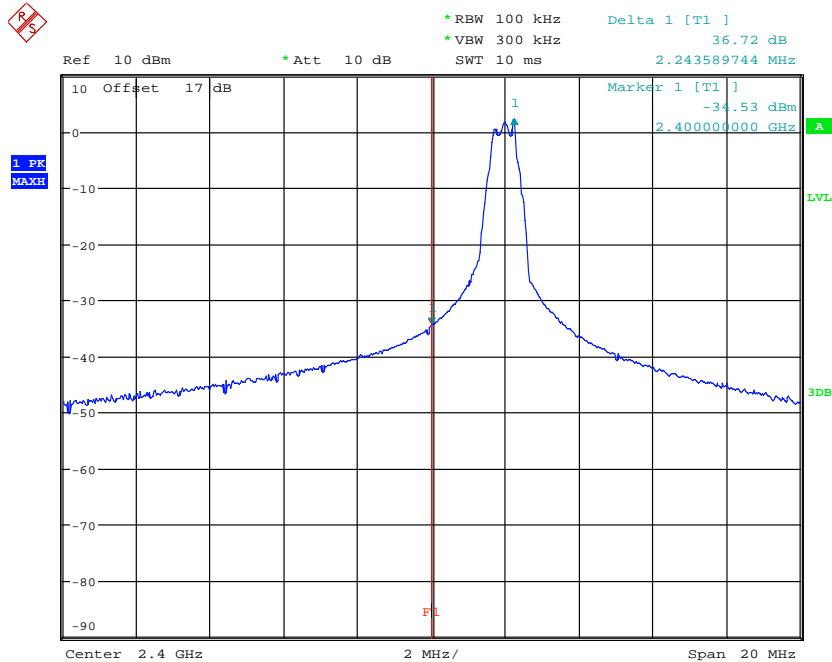


Registration number: W6D21801-17835-C-1
FCC ID: W9VRT240

3.6 Radiated Emission on the band edge

According to FCC rules part 15 subpart C §15.247(d) in any 100 kHz bandwidth outside the frequency band in which the intentional radiator is operating, the radio frequency power that is produced by the intentional radiator shall be at least 20dB below that in the 100 kHz bandwidth within the band that contains the highest level of the desired power, based on either an RF conducted or a radiated measurement. Attenuation below the general limits specified in § 15.209(a) is not required.

In addition radiated emission which fall in the restricted bands, as defined in section 15.205(a), must also with the radiated emission limits.

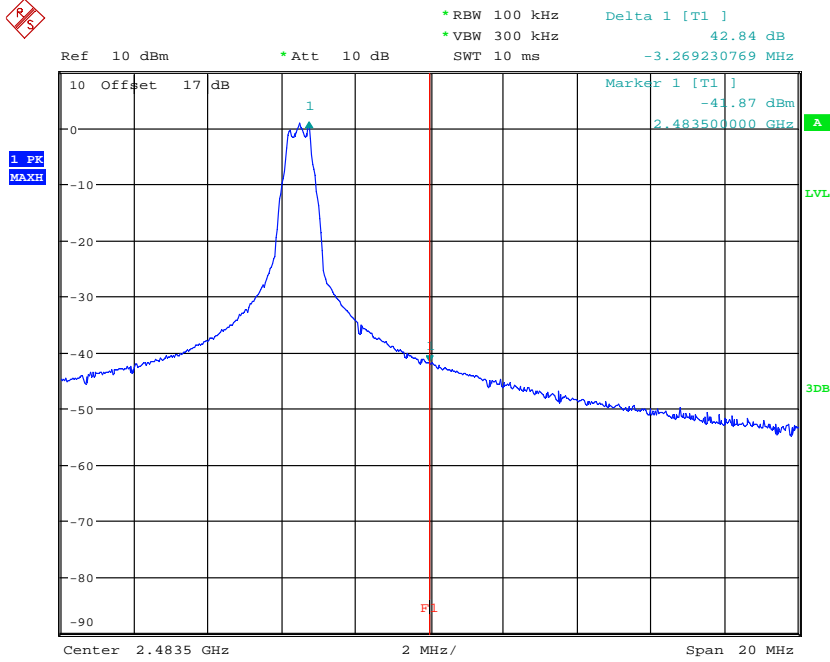


BANDEDGE BT4.0 CH00
Date: 31.AUG.2017 21:02:49



Worldwide Testing Services(Taiwan) Co., Ltd.

Registration number: W6D21801-17835-C-1
 FCC ID: W9VRT240



BANDEDGE BT4.0 CH39
 Date: 31.AUG.2017 21:04:43

Limit:

Frequency Range / MHz	Limit
902 – 928	- 20 dB
2400 – 2483.5	
5725 - 5850	

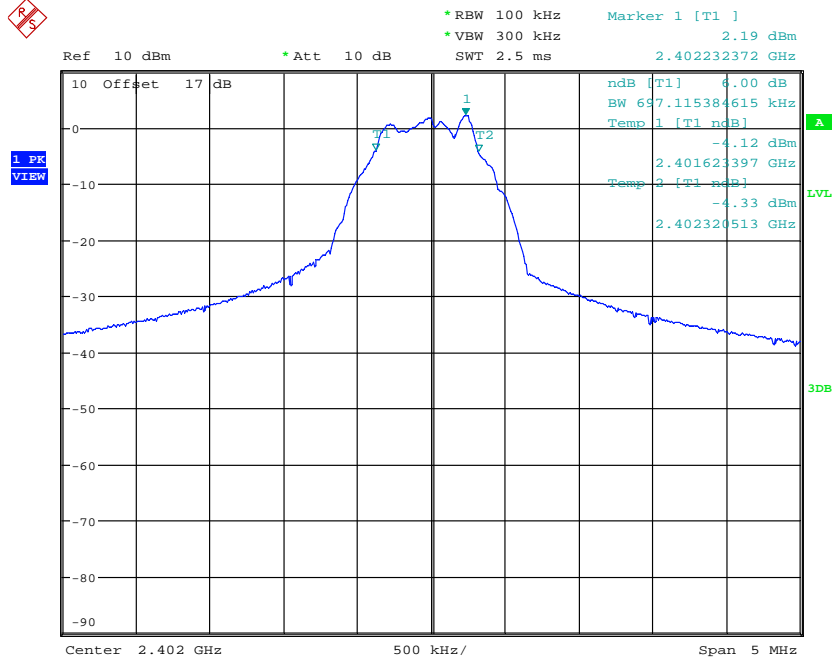
Test equipment used: ETSTW-RE 055, ETSTW-RE 050



Registration number: W6D21801-17835-C-1
FCC ID: W9VRT240

3.7 Minimum 6 dB Bandwidth

The analyzer ResBW was set to 100 kHz. For each RF output channel investigated, the spectrum analyzer center frequency was set to the channel carrier. A PEAK reading was taken, two markers were set 6 dB below the maximum level on the right and the left side of the emission. The 6 dB bandwidth is the frequency difference between the two markers.

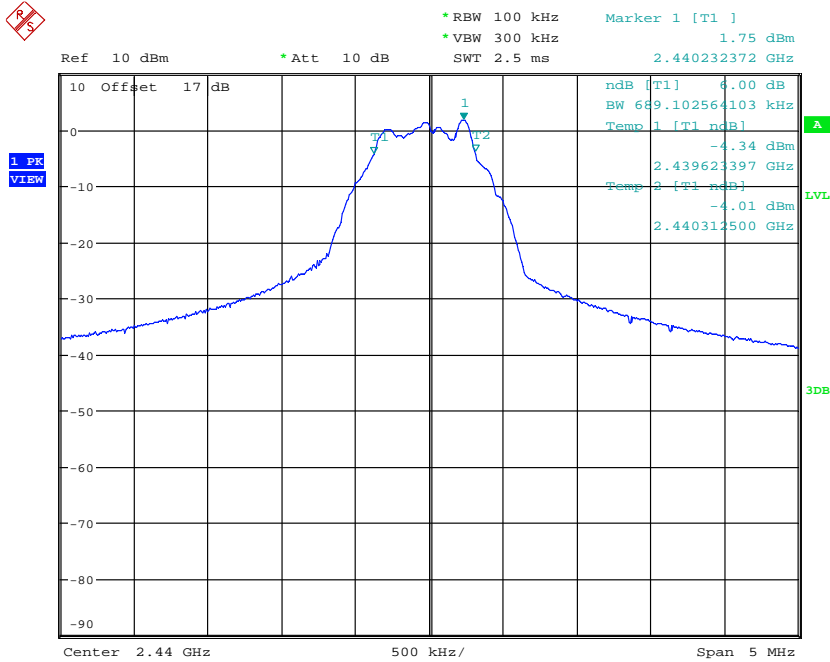


6DB BANDWIDTH BT4.0 CH00
Date: 31.AUG.2017 21:02:29

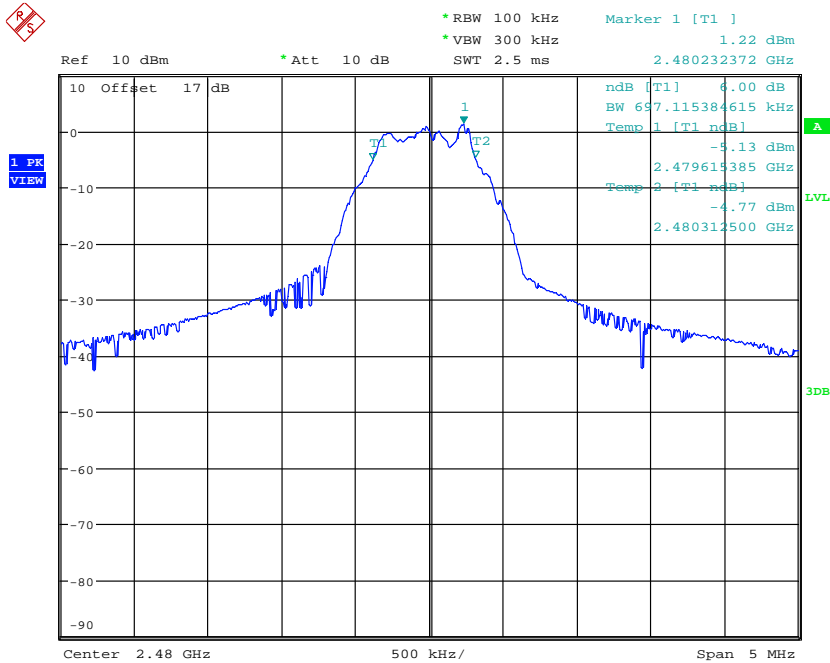


Worldwide Testing Services(Taiwan) Co., Ltd.

Registration number: W6D21801-17835-C-1
FCC ID: W9VRT240



6DB BANDWIDTH BT4.0 CH19
Date: 31.AUG.2017 21:03:23



6DB BANDWIDTH BT4.0 CH39
Date: 31.AUG.2017 21:04:23



Worldwide Testing Services(Taiwan) Co., Ltd.

Registration number: W6D21801-17835-C-1
FCC ID: W9VRT240

Limits:

Frequency Range MHz	Limits
902-928	min 500 kHz
2400-2483.5	min 500 kHz
5725-5850	min 500 kHz

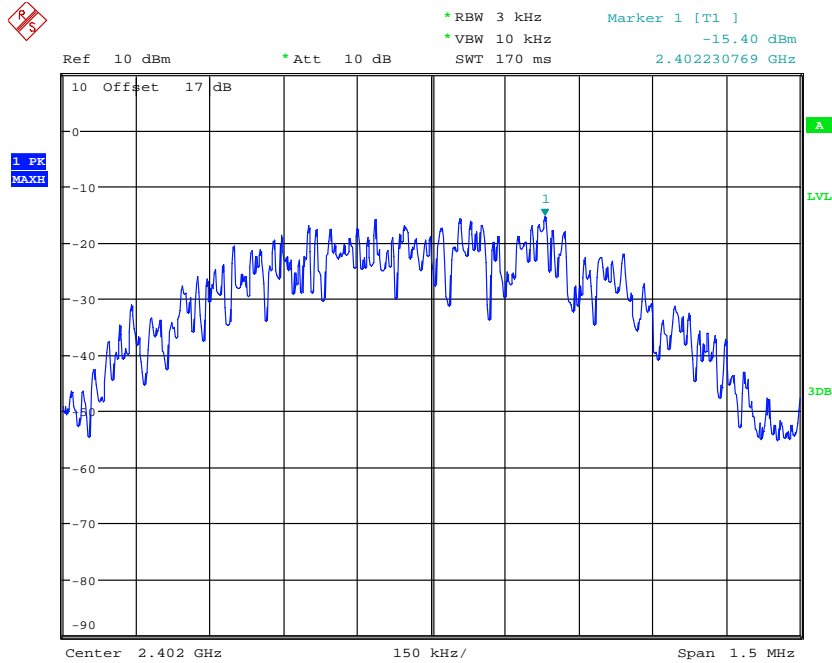
Test equipment used: ETSTW-RE 055, ETSTW-RE 050



Registration number: W6D21801-17835-C-1
FCC ID: W9VRT240

3.8 Peak Power Spectral Density

Peak Power Spectral density is a measured at low, middle and high channel.
The peak output power is measured with a measurement bandwidth of 10 MHz and displayed on diagram together with Peak Power Spectral Density result which was measured with a bandwidth of 3 kHz, appreciate frequency span and sweep time.

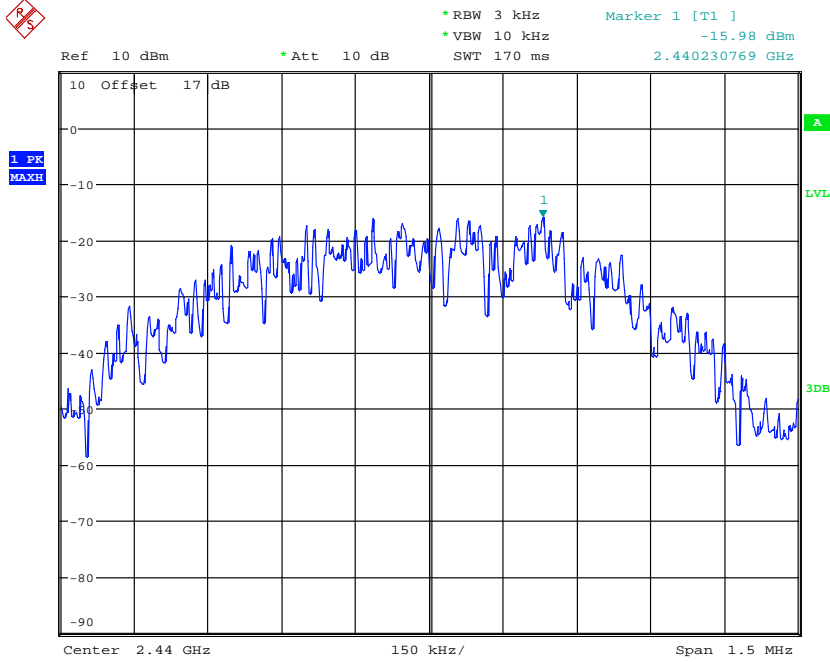


POWER DENSITY BT4.0 CH00
Date: 31.AUG.2017 21:02:41

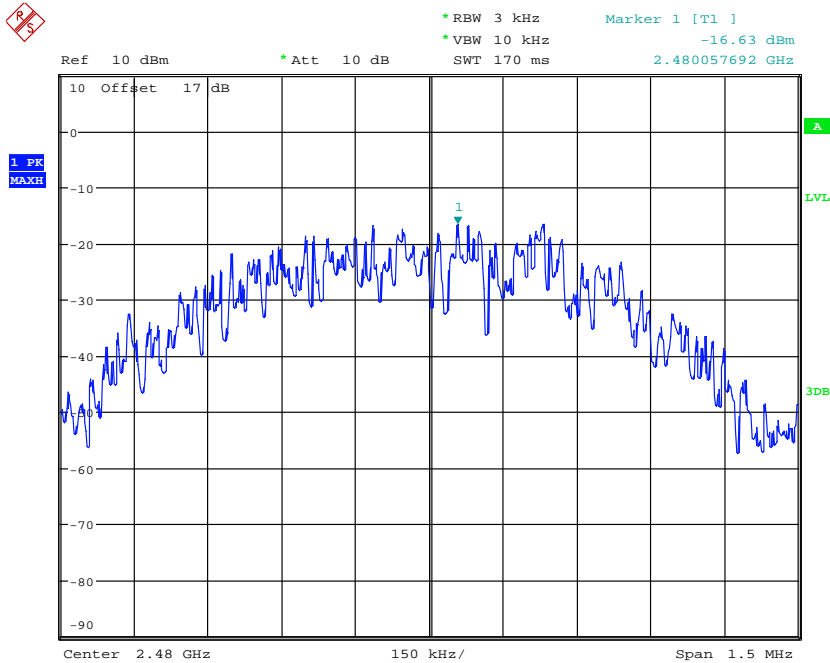


Worldwide Testing Services(Taiwan) Co., Ltd.

Registration number: W6D21801-17835-C-1
FCC ID: W9VRT240



POWER DENSITY BT4.0 CH19
Date: 31.AUG.2017 21:03:33



POWER DENSITY BT4.0 CH39
Date: 31.AUG.2017 21:04:35




Worldwide Testing Services(Taiwan) Co., Ltd.

Registration number: W6D21801-17835-C-1
FCC ID: W9VRT240

Limits:

Frequency Range MHz	dBm
902-928	8
2400-2483.5	8
5725-5850	8

Test equipment used: ETSTW-RE 055, ETSTW-RE 050



Registration number: W6D21801-17835-C-1

FCC ID: W9VRT240

3.9 Radiated Emission from Receiver Part


Model: RT-240 Date: --
 Mode: -- Temperature: -- °C Engineer: --
 Polarization: -- Humidity: -- %

Frequency (MHz)	Reading (dBuV)	Detector	Factor (dB)	Result (dBuV/m)	Limit (dBuV/m)	Margin (dB)	Table Degree (Deg.)	Ant. High (cm)
--	--	--	--	--	--	--	--	--
--	--	--	--	--	--	--	--	--

Frequency (MHz)	Reading (dBuV)		Factor (dB) Corr.	Result (dBuV/m)		Limit (dBuV/m)		Margin (dB)	Table Degree (Deg.)	Ant. High (m)
	Peak	Ave.		Peak	Ave.	Peak	Ave.			
--	--	--	--	--	--	--	--	--	--	--
--	--	--	--	--	--	--	--	--	--	--
--	--	--	--	--	--	--	--	--	--	--
--	--	--	--	--	--	--	--	--	--	--

Note

1. Correction Factor = Antenna factor + Cable loss - Preamplifier
2. The formula of measured value as: Test Result = Reading + Correction Factor
3. Detector function in the form : PK = Peak, QP = Quasi Peak, AV = Average
4. All not in the table noted test results are more than 20 dB below the relevant limits.
5. Measurement uncertainty for 3m measurement: 30-1000 MHz = ± 3.30 dB, 1-18 GHz = ± 2.28 dB, 18-40 GHz = ± 2.19 dB ; Reported uncertainties represent expanded uncertainties expressed at approximately the 95% confidence level using a coverage factor of k = 2.
6. Please refer to separated test report no.: W6D21801-17835-P-15B.



Worldwide Testing Services(Taiwan) Co., Ltd.

Registration number: W6D21801-17835-C-1

FCC ID: W9VRT240

3.10 Power Line Conducted Emission

For an intentional radiator which is designed to be connected to the public utility (AC) power line, the radio frequency voltage that is conducted back onto the AC line on any frequency or frequencies within the band 150 kHz to 30 MHz shall not exceed the limits in the table bellows with this provision shall be based on the measurement of the radio frequency voltage between each power line and ground at the power terminals.

This measurement was transact first with instrumentation using an average and peak detector and a 10 kHz bandwidth. If the peak detector achieves a calculated level, the measurement is repeated by an instrumentation using a quasi-peak detector.

Model: RT-240 Date: --
 Mode: -- Temperature: -- °C Engineer: --
 Polarization: -- Humidity: -- %

Frequency (MHz)	Reading (dBuV)		Factor (dB) Corr.	Result (dBuV)		Limit (dBuV)		Margin (dB)
	QP	Ave.		QP	Ave.	QP	Ave.	
--	--	--	--	--	--	--	--	--
--	--	--	--	--	--	--	--	--
--	--	--	--	--	--	--	--	--
--	--	--	--	--	--	--	--	--
--	--	--	--	--	--	--	--	--
--	--	--	--	--	--	--	--	--

Polarization: --


Frequency (MHz)	Reading (dBuV)		Factor (dB) Corr.	Result (dBuV)		Limit (dBuV)		Margin (dB)
	QP	Ave.		QP	Ave.	QP	Ave.	
--	--	--	--	--	--	--	--	--
--	--	--	--	--	--	--	--	--
--	--	--	--	--	--	--	--	--
--	--	--	--	--	--	--	--	--
--	--	--	--	--	--	--	--	--
--	--	--	--	--	--	--	--	--

- Note:**
- The formula of measured value as: Test Result = Reading + Correction Factor
 - The Correction Factor = Cable Loss + LISN Insertion Loss + Pulse Limit Loss
 - Detector function in the form : PK = Peak, QP = Quasi Peak, AV = Average
 - All not in the table noted test results are more than 20 dB below the relevant limits.
 - Measurement uncertainty = ±0.74dB; Reported uncertainties represent expanded uncertainties expressed at approximately the 95% confidence level using a coverage factor of k = 2.
 - Up Line: QP Limit Line, Down Line: Ave Limit Line.
 - This test is not required.

Limits:

Frequency of Emission (MHz)	Conducted Limit (dBuV)	
	Quasi Peak	Average
0.15-0.5	66 to 56	56 to 46
0.5-5	56	46
5-30	60	50

Test equipment used: ETSTW-CE 028, ETSTW-CE 016



Registration number: W6D21801-17835-C-1
FCC ID: W9VRT240

Appendix

Measurement diagrams

Radiated Emission



Address:6F.,No.58,Ln 188,Ruey Kuang Rd,Neihu,Taipei
 Tel:+886-2-6606-8877
 Fax:+886-2-6606-8875

Radiated Emission Measurement

Operator: sky

File :1

Data :#1

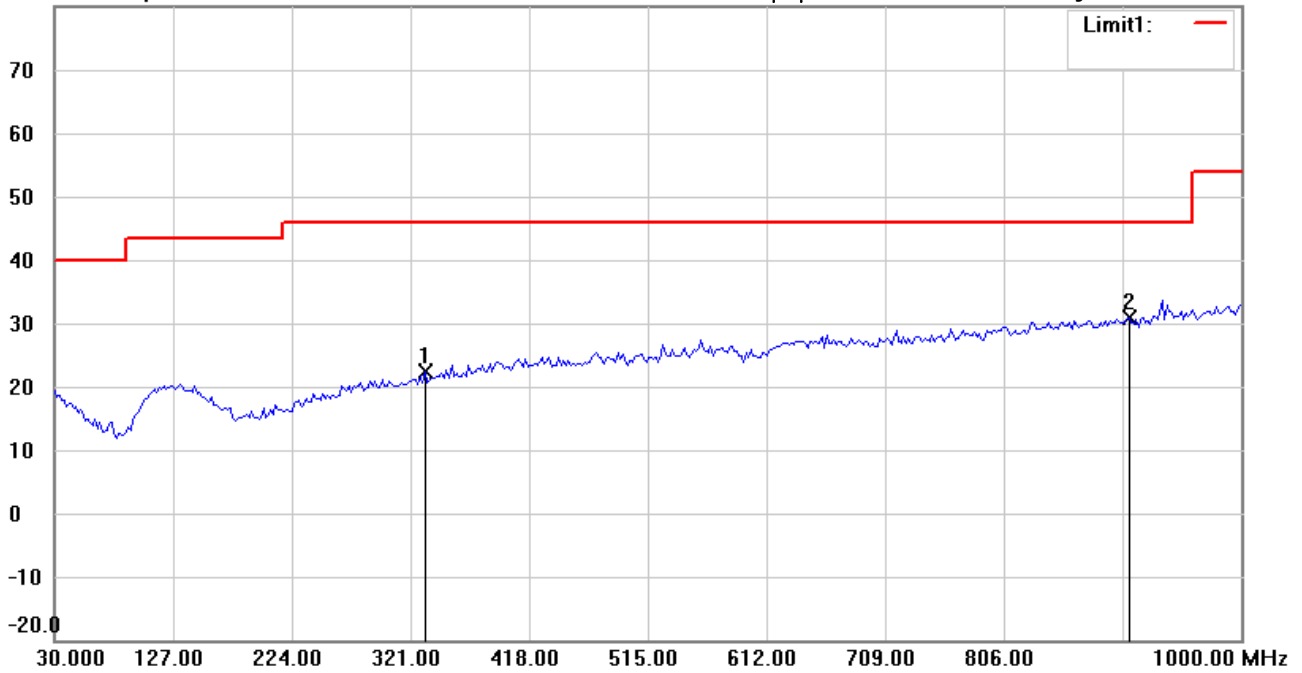
Date: 2017/9/4

Temperature:24 °C

80.0 dBuV/m

Time: 下午 08:53:50

Humidity:60 %



Site : Chamber

Condition : FCC_part 15 RE-Class C_30-1000MHz

Polarization: *Horizontal*

EUT : W6M21708-17337

Power : 12 Vd.c.

M/N:

Distance: 3m

Test Mode : TX 2402MHz

Note :

Mk.	Frequency (MHz)	Reading (dBuV)	Detector	Corr. factor (dB/m)	Result (dBuV/m)	Limit (dBuV/m)	Ant.Pos (cm)	Tab.Pos (deg.)	Margin (dB)	Comment
	333.2465	27.46	peak	-5.10	22.36	46.00	100	20	-23.64	
*	908.6372	27.54	peak	3.46	31.00	46.00	100	80	-15.00	

*:Maximum data x:Over limit !:over margin



Radiated Emission Measurement

Operator: sky

File :1

Data :#2

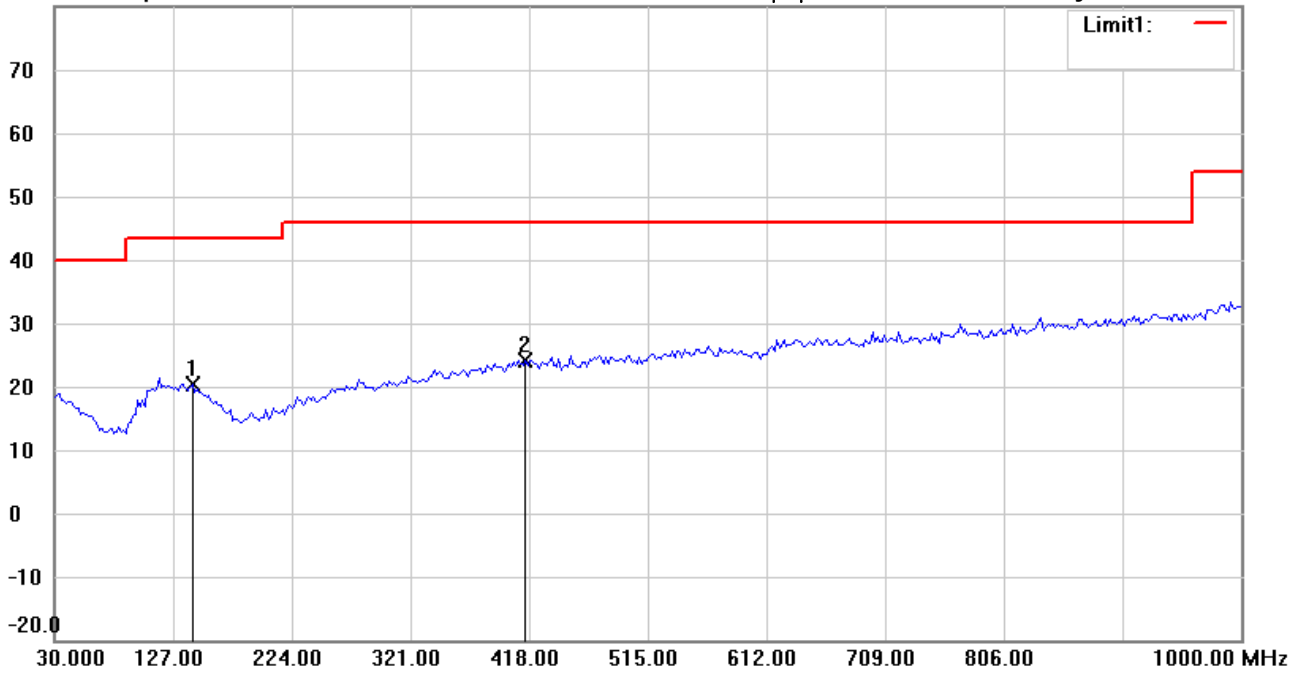
Date: 2017/9/4

Temperature:24 °C

80.0 dBuV/m

Time: 下午 08:57:33

Humidity:60 %



Site : Chamber

Condition : FCC_part 15 RE-Class C_30-1000MHz

Polarization: **Vertical**

EUT : W6M21708-17337

Power : 12 Vd.c.

M/N:

Distance: 3m

Test Mode : TX 2402MHz

Note :

Mk.	Frequency (MHz)	Reading (dBuV)	Detector	Corr. factor (dB/m)	Result (dBuV/m)	Limit (dBuV/m)	Ant.Pos (cm)	Tab.Pos (deg.)	Margin (dB)	Comment
	142.7453	27.64	peak	-7.14	20.50	43.50	100	70	-23.00	
*	414.8897	27.46	peak	-3.39	24.07	46.00	100	10	-21.93	



Address:6F.,No.58,Ln 188,Ruey Kuang Rd,Neihu,Taipei
 Tel:+886-2-6606-8877
 Fax:+886-2-6606-8875

Radiated Emission Measurement

Operator: sky

File :3

Data :#1

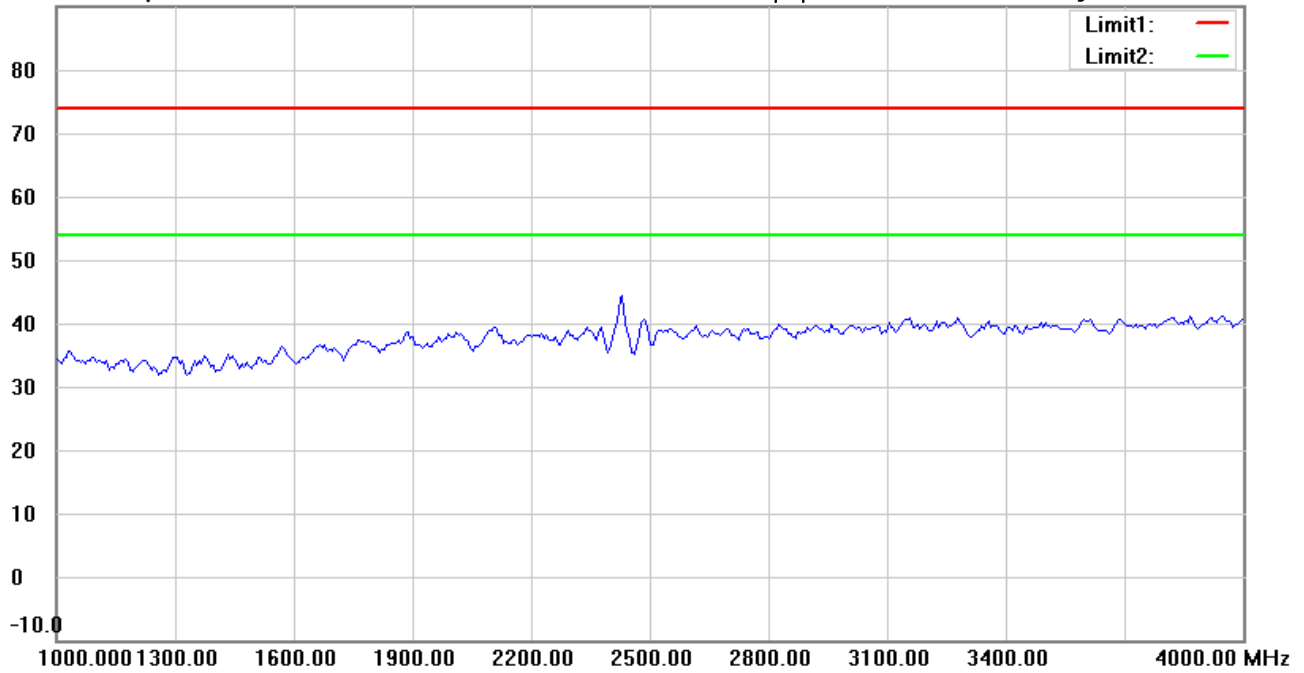
Date: 2017/9/4

Temperature:24 °C

90.0 dBuV/m

Time: 下午 07:20:18

Humidity:60 %



Site : Chamber

Condition : FCC_part 15 RE-Class C_Above 1GHz_PK

Polarization: *Horizontal*

EUT : W6M21708-17337

Power : 12 Vd.c.

M/N:

Distance: 3m

Test Mode : TX 2402MHz

Note :

Mk.	Frequency (MHz)	Reading (dBuV)	Detector	Corr. factor (dB/m)	Result (dBuV/m)	Limit (dBuV/m)	Ant.Pos (cm)	Tab.Pos (deg.)	Margin (dB)	Comment
-----	-----------------	----------------	----------	---------------------	-----------------	----------------	--------------	----------------	-------------	---------

*:Maximum data x:Over limit !:over margin



Address:6F.,No.58,Ln 188,Ruey Kuang Rd,Neihu,Taipei
 Tel:+886-2-6606-8877
 Fax:+886-2-6606-8875

Radiated Emission Measurement

Operator: sky

File :3

Data :#6

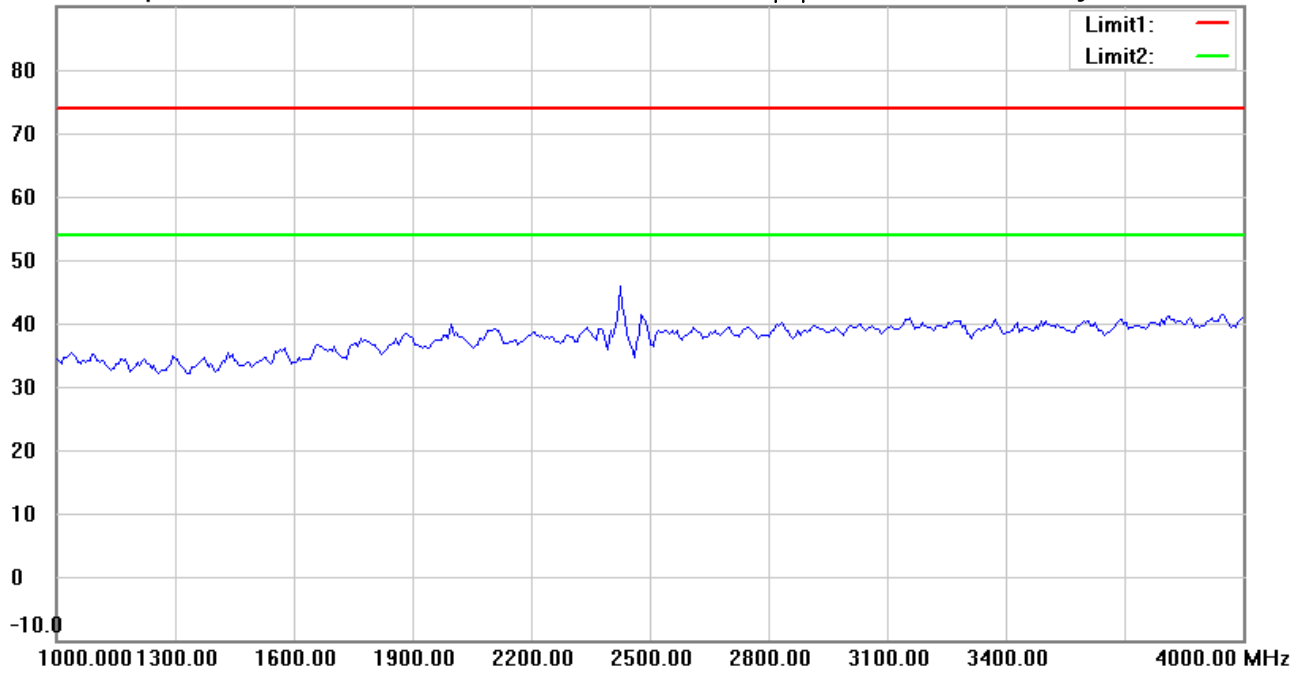
Date: 2017/9/4

Temperature:24 °C

90.0 dBuV/m

Time: 下午 07:23:30

Humidity:60 %



Site : Chamber

Condition : FCC_part 15 RE-Class C_Above 1GHz_PK

Polarization: *Vertical*

EUT : W6M21708-17337

Power : 12 Vd.c.

M/N:

Distance: 3m

Test Mode : TX 2402MHz

Note :

Mk.	Frequency (MHz)	Reading (dBuV)	Detector	Corr. factor (dB/m)	Result (dBuV/m)	Limit (dBuV/m)	Ant.Pos (cm)	Tab.Pos (deg.)	Margin (dB)	Comment
-----	-----------------	----------------	----------	---------------------	-----------------	----------------	--------------	----------------	-------------	---------

*:Maximum data x:Over limit !:over margin



Radiated Emission Measurement

Operator: sky

File :3

Data :#2

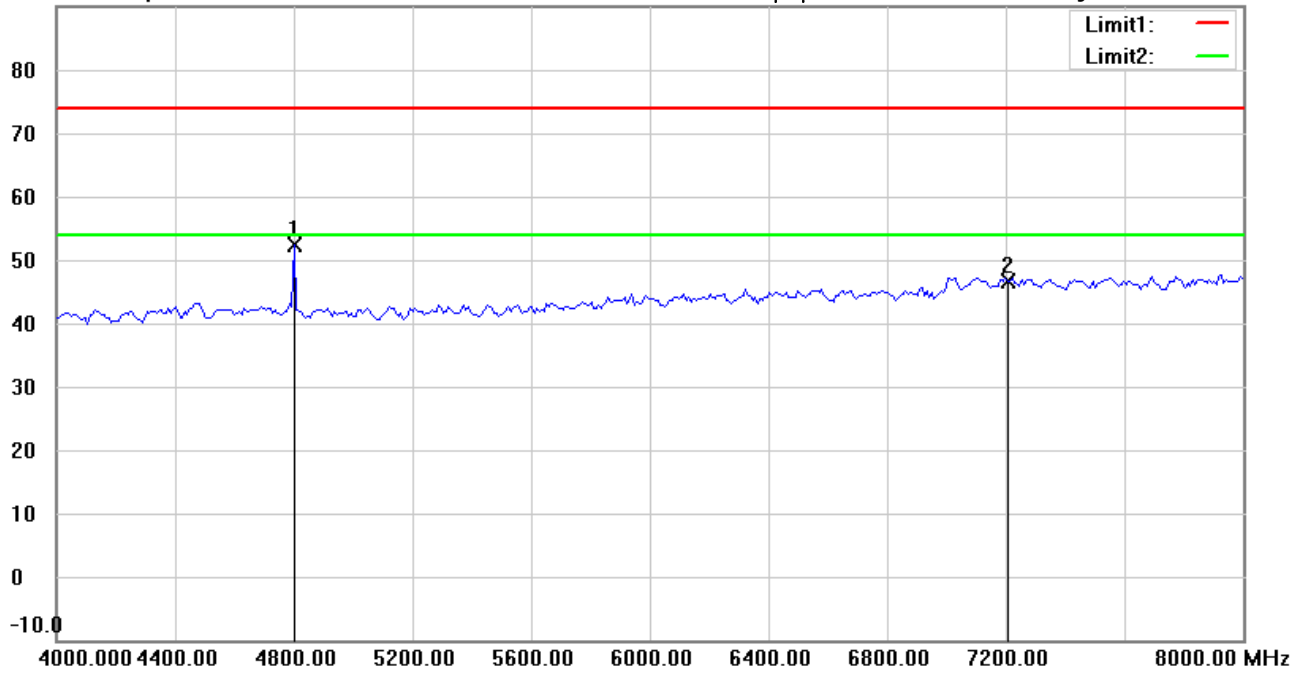
Date: 2017/9/4

Temperature:24 °C

90.0 dBuV/m

Time: 下午 07:21:12

Humidity:60 %



Site : Chamber

Condition : FCC_part 15 RE-Class C_Above 1GHz_PK

Polarization: *Horizontal*

EUT : W6M21708-17337

Power : 12 Vd.c.

M/N:

Distance: 3m

Test Mode : TX 2402MHz

Note :

Mk.	Frequency (MHz)	Reading (dBuV)	Detector	Corr. factor (dB/m)	Result (dBuV/m)	Limit (dBuV/m)	Ant.Pos (cm)	Tab.Pos (deg.)	Margin (dB)	Comment
*	4801.603	52.39	peak	0.08	52.47	74.00	150	115	-21.53	
	7206.000	41.45	peak	5.06	46.51	74.00	150	25	-27.49	



Address:6F.,No.58,Ln 188,Ruey Kuang Rd,Neihu,Taipei
 Tel:+886-2-6606-8877
 Fax:+886-2-6606-8875

Radiated Emission Measurement

Operator: sky

File :3

Data :#7

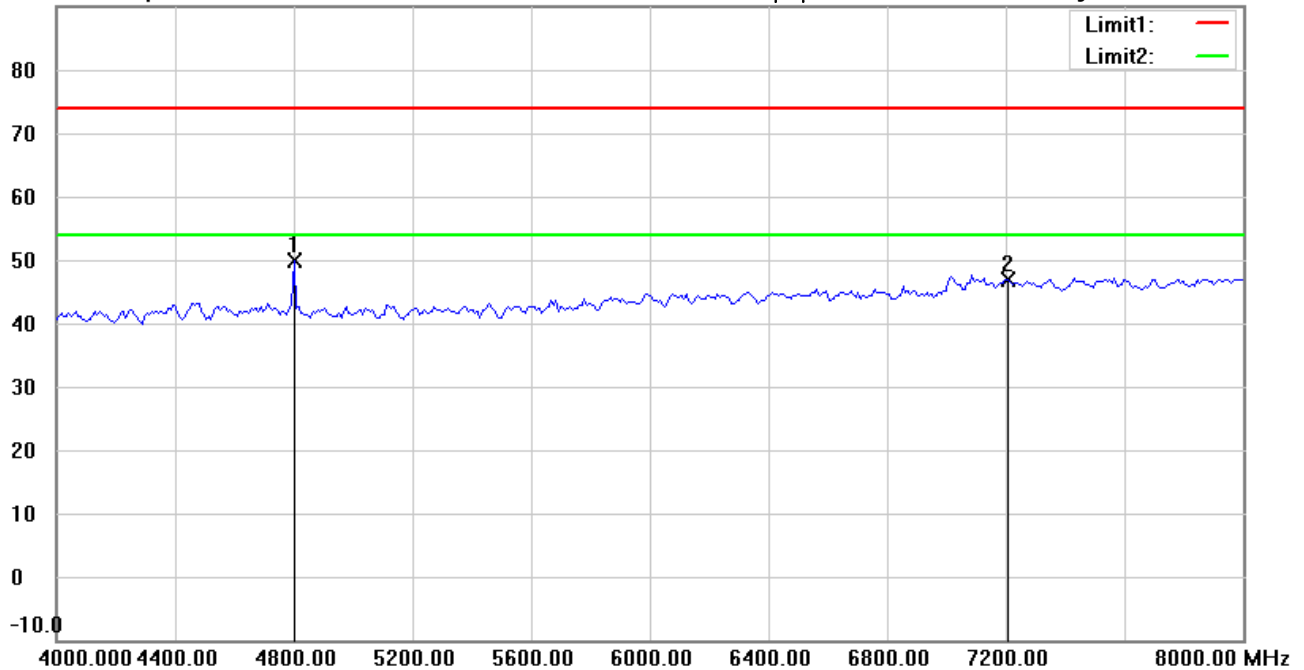
Date: 2017/9/4

Temperature:24 °C

90.0 dBuV/m

Time: 下午 07:24:25

Humidity:60 %



Site : Chamber

Condition : FCC_part 15 RE-Class C_Above 1GHz_PK

Polarization: *Vertical*

EUT : W6M21708-17337

Power : 12 Vd.c.

M/N:

Distance: 3m

Test Mode : TX 2402MHz

Note :

Mk.	Frequency (MHz)	Reading (dBuV)	Detector	Corr. factor (dB/m)	Result (dBuV/m)	Limit (dBuV/m)	Ant.Pos (cm)	Tab.Pos (deg.)	Margin (dB)	Comment
*	4801.603	49.85	peak	0.08	49.93	74.00	150	80	-24.07	
	7206.000	41.70	peak	5.06	46.76	74.00	150	115	-27.24	

*:Maximum data x:Over limit !:over margin



Address:6F.,No.58,Ln 188,Ruey Kuang Rd,Neihu,Taipei
 Tel:+886-2-6606-8877
 Fax:+886-2-6606-8875

Radiated Emission Measurement

Operator: sky

File :3

Data :#3

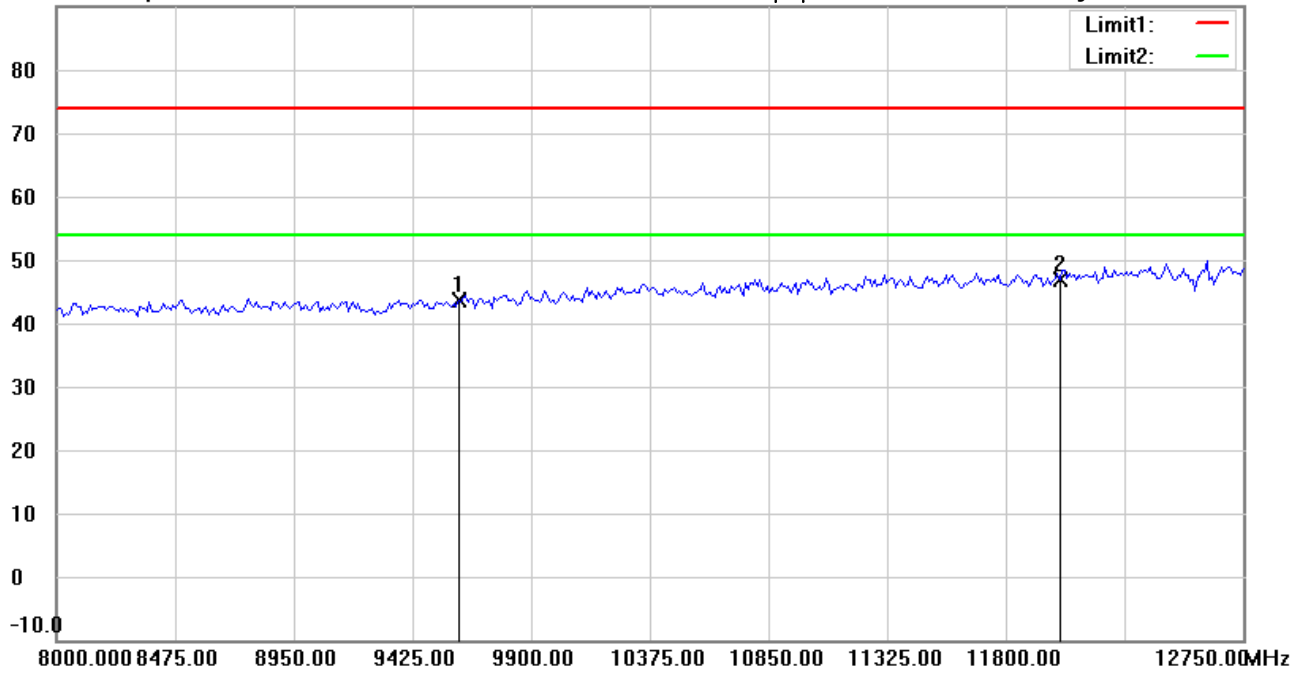
Date: 2017/9/4

Temperature:24 °C

90.0 dBuV/m

Time: 下午 07:22:13

Humidity:60 %



Site : Chamber

Condition : FCC_part 15 RE-Class C_Above 1GHz_PK

Polarization: *Horizontal*

EUT : W6M21708-17337

Power : 12 Vd.c.

M/N:

Distance: 3m

Test Mode : TX 2402MHz

Note :

Mk.	Frequency (MHz)	Reading (dBuV)	Detector	Corr. factor (dB/m)	Result (dBuV/m)	Limit (dBuV/m)	Ant.Pos (cm)	Tab.Pos (deg.)	Margin (dB)	Comment
	9608.000	35.55	peak	7.96	43.51	74.00	150	215	-30.49	
*	12010.000	33.99	peak	12.90	46.89	74.00	150	65	-27.11	

*:Maximum data x:Over limit !:over margin



Address:6F.,No.58,Ln 188,Ruey Kuang Rd,Neihu,Taipei
 Tel:+886-2-6606-8877
 Fax:+886-2-6606-8875

Radiated Emission Measurement

Operator: sky

File :3

Data :#8

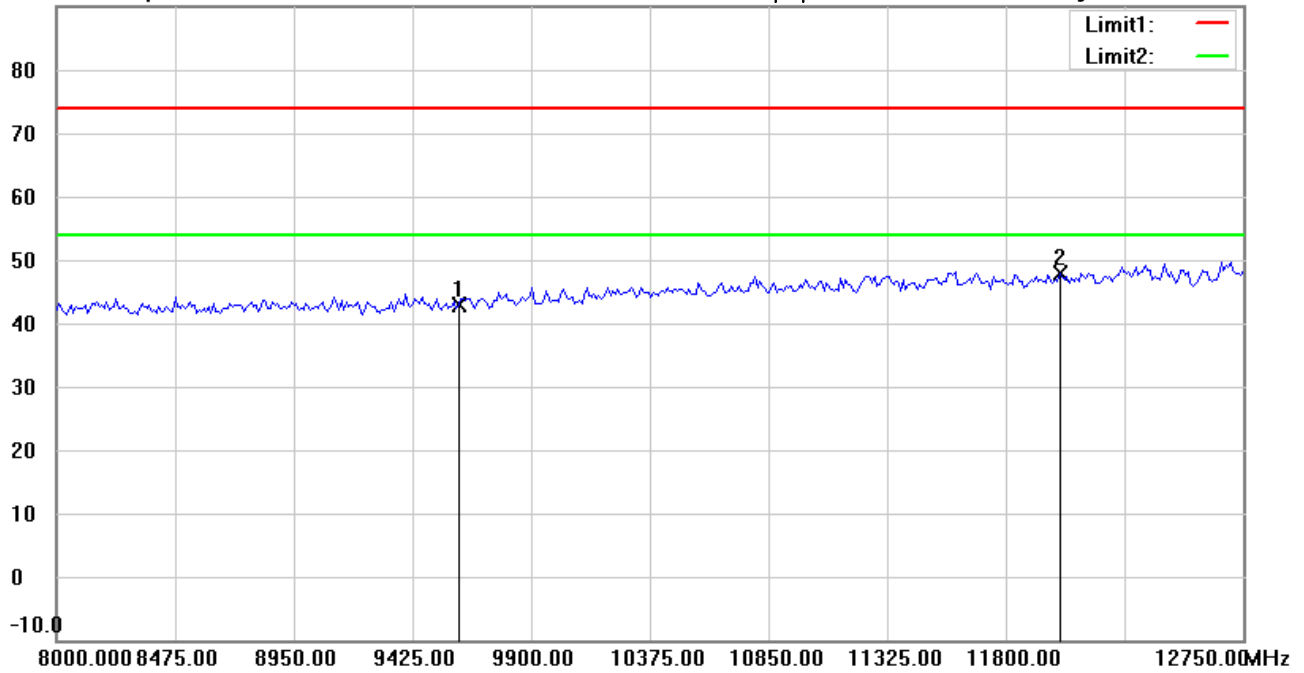
Date: 2017/9/4

Temperature:24 °C

90.0 dBuV/m

Time: 下午 07:25:18

Humidity:60 %



Site : Chamber

Condition : FCC_part 15 RE-Class C_Above 1GHz_PK

Polarization: **Vertical**

EUT : W6M21708-17337

Power : 12 Vd.c.

M/N:

Distance: 3m

Test Mode : TX 2402MHz

Note :

Mk.	Frequency (MHz)	Reading (dBuV)	Detector	Corr. factor (dB/m)	Result (dBuV/m)	Limit (dBuV/m)	Ant.Pos (cm)	Tab.Pos (deg.)	Margin (dB)	Comment
	9608.000	35.01	peak	7.96	42.97	74.00	150	70	-31.03	
*	12010.000	34.86	peak	12.90	47.76	74.00	150	110	-26.24	

*:Maximum data x:Over limit !:over margin



Address:6F.,No.58,Ln 188,Ruey Kuang Rd,Neihu,Taipei
 Tel:+886-2-6606-8877
 Fax:+886-2-6606-8875

Radiated Emission Measurement

Operator: sky

File :3

Data :#4

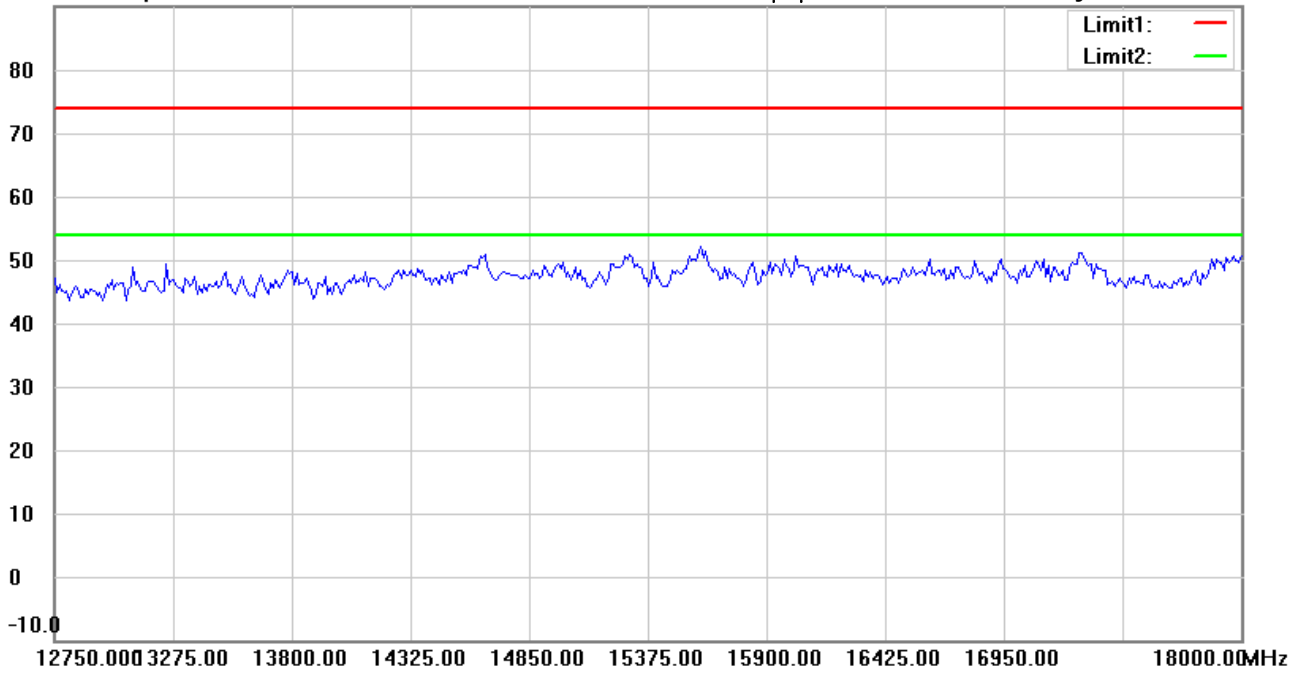
Date: 2017/9/4

Temperature:24 °C

90.0 dBuV/m

Time: 下午 07:22:27

Humidity:60 %



Site : Chamber

Condition : FCC_part 15 RE-Class C_Above 1GHz_PK

Polarization: *Horizontal*

EUT : W6M21708-17337

Power : 12 Vd.c.

M/N:

Distance: 3m

Test Mode : TX 2402MHz

Note :

Mk.	Frequency (MHz)	Reading (dBuV)	Detector	Corr. factor (dB/m)	Result (dBuV/m)	Limit (dBuV/m)	Ant.Pos (cm)	Tab.Pos (deg.)	Margin (dB)	Comment
-----	-----------------	----------------	----------	---------------------	-----------------	----------------	--------------	----------------	-------------	---------

*:Maximum data x:Over limit !:over margin



Address:6F.,No.58,Ln 188,Ruey Kuang Rd,Neihu,Taipei
 Tel:+886-2-6606-8877
 Fax:+886-2-6606-8875

Radiated Emission Measurement

Operator: sky

File :3

Data :#9

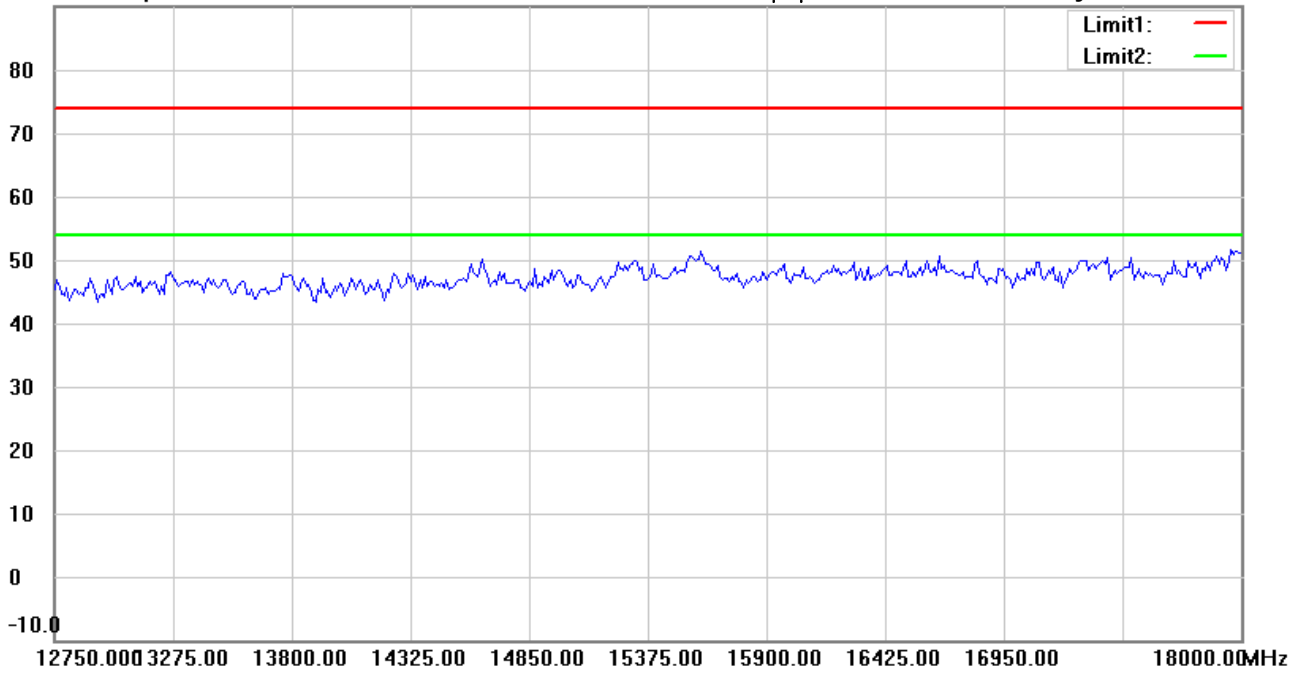
Date: 2017/9/4

Temperature:24 °C

90.0 dBuV/m

Time: 下午 07:25:32

Humidity:60 %



Site : Chamber

Condition : FCC_part 15 RE-Class C_Above 1GHz_PK

Polarization: *Vertical*

EUT : W6M21708-17337

Power : 12 Vd.c.

M/N:

Distance: 3m

Test Mode : TX 2402MHz

Note :

Mk.	Frequency (MHz)	Reading (dBuV)	Detector	Corr. factor (dB/m)	Result (dBuV/m)	Limit (dBuV/m)	Ant.Pos (cm)	Tab.Pos (deg.)	Margin (dB)	Comment
-----	-----------------	----------------	----------	---------------------	-----------------	----------------	--------------	----------------	-------------	---------

*:Maximum data x:Over limit !:over margin



Address:6F.,No.58,Ln 188,Ruey Kuang Rd,Neihu,Taipei
 Tel:+886-2-6606-8877
 Fax:+886-2-6606-8875

Radiated Emission Measurement

Operator: sky

File :3

Data :#5

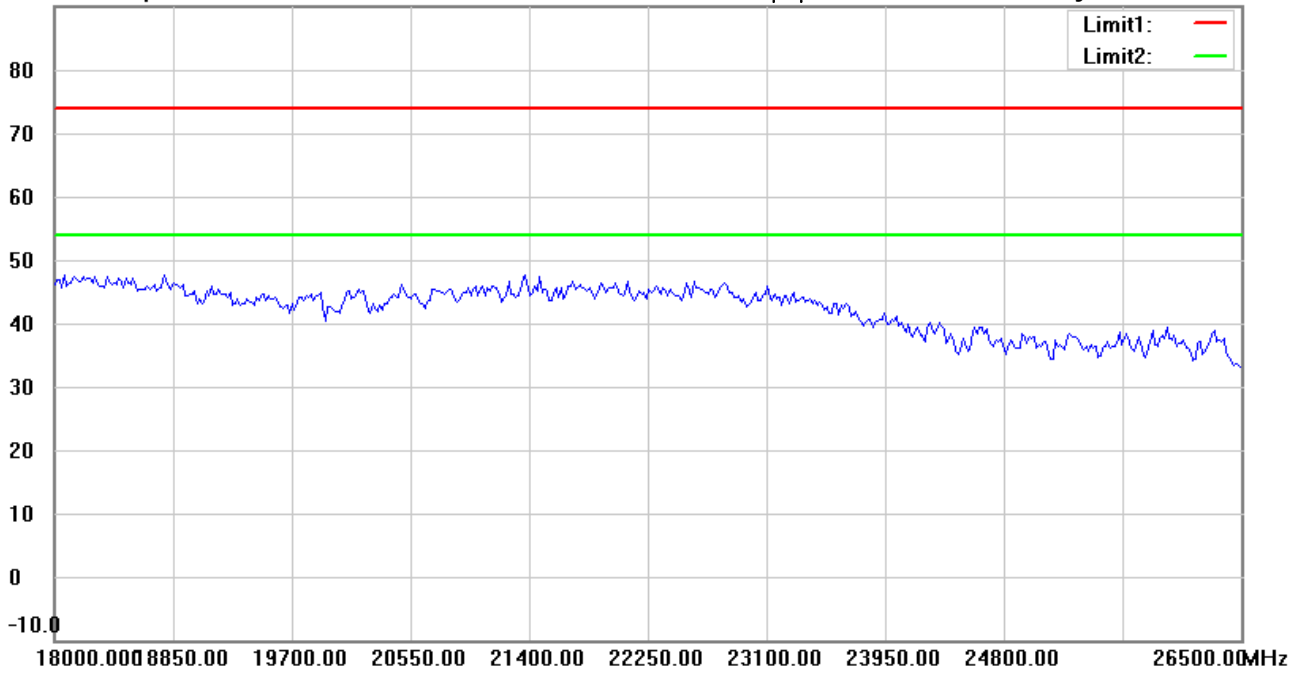
Date: 2017/9/4

Temperature:24 °C

90.0 dBuV/m

Time: 下午 07:22:36

Humidity:60 %



Site : Chamber

Condition : FCC_part 15 RE-Class C_Above 1GHz_PK

Polarization: *Horizontal*

EUT : W6M21708-17337

Power : 12 Vd.c.

M/N:

Distance: 3m

Test Mode : TX 2402MHz

Note :

Mk.	Frequency (MHz)	Reading (dBuV)	Detector	Corr. factor (dB/m)	Result (dBuV/m)	Limit (dBuV/m)	Ant.Pos (cm)	Tab.Pos (deg.)	Margin (dB)	Comment
-----	-----------------	----------------	----------	---------------------	-----------------	----------------	--------------	----------------	-------------	---------

*:Maximum data x:Over limit !:over margin



Address:6F.,No.58,Ln 188,Ruey Kuang Rd,Neihu,Taipei
 Tel:+886-2-6606-8877
 Fax:+886-2-6606-8875

Radiated Emission Measurement

Operator: sky

File :3

Data :#10

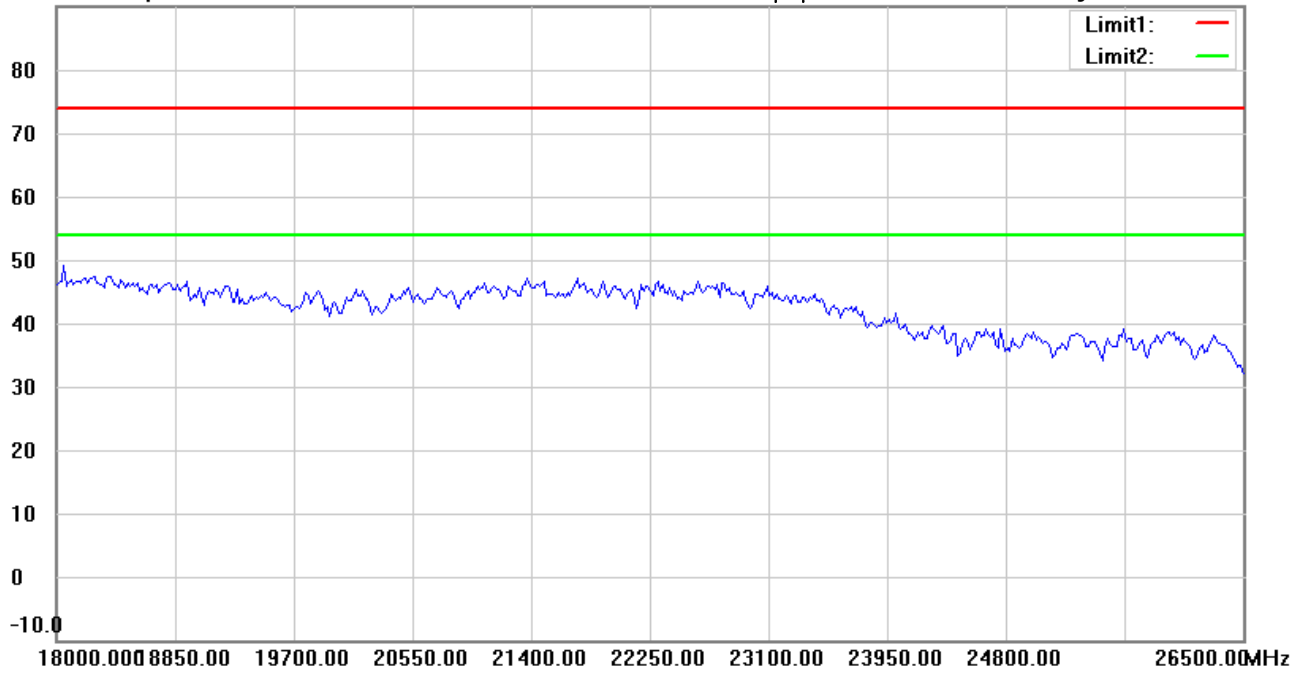
Date: 2017/9/4

Temperature:24 °C

90.0 dBuV/m

Time: 下午 07:25:42

Humidity:60 %



Site : Chamber

Condition : FCC_part 15 RE-Class C_Above 1GHz_PK

EUT : W6M21708-17337

M/N:

Test Mode : TX 2402MHz

Note :

Polarization: *Vertical*

Power : 12 Vd.c.

Distance: 3m

Mk.	Frequency (MHz)	Reading (dBuV)	Detector	Corr. factor (dB/m)	Result (dBuV/m)	Limit (dBuV/m)	Ant.Pos (cm)	Tab.Pos (deg.)	Margin (dB)	Comment
-----	-----------------	----------------	----------	---------------------	-----------------	----------------	--------------	----------------	-------------	---------

*:Maximum data x:Over limit !:over margin



Radiated Emission Measurement

Operator: sky

File :1

Data :#1

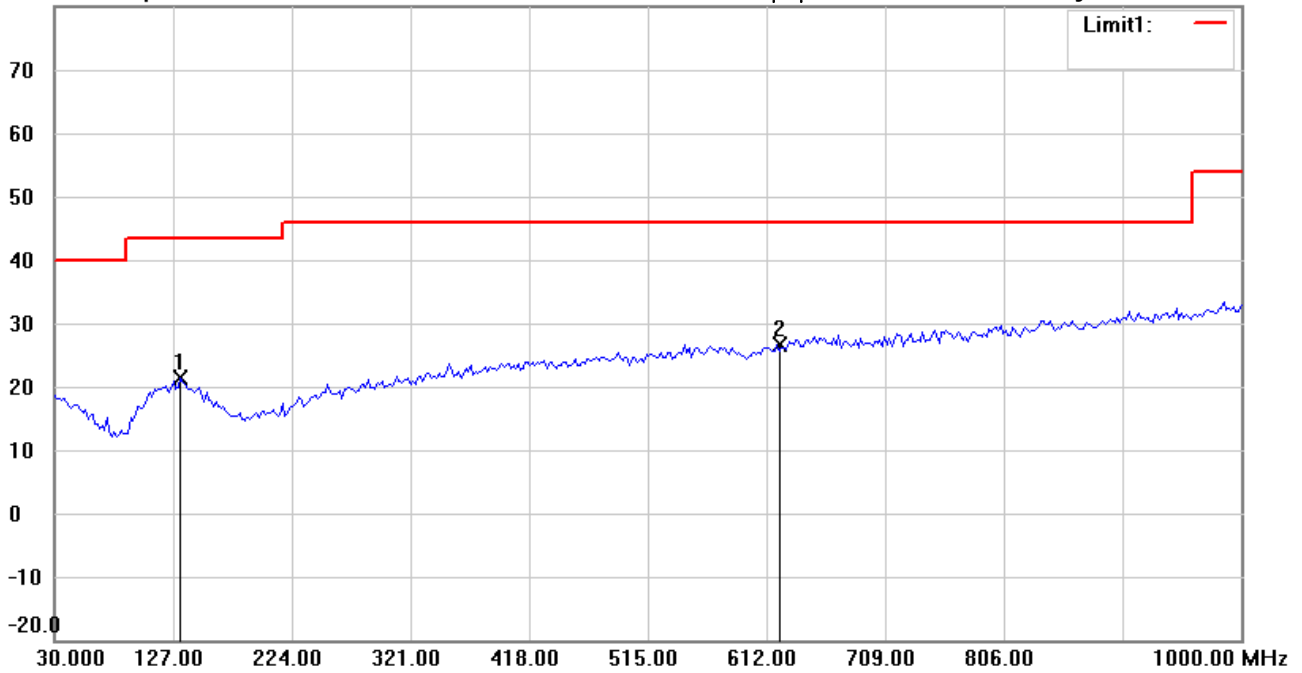
Date: 2017/9/4

Temperature:24 °C

80.0 dBuV/m

Time: 下午 08:59:52

Humidity:60 %



Site : Chamber

Condition : FCC_part 15 RE-Class C_30-1000MHz

Polarization: *Horizontal*

EUT : W6M21708-17337

Power : 12 Vd.c.

M/N:

Distance: 3m

Test Mode : TX 2440MHz

Note :

Mk.	Frequency (MHz)	Reading (dBuV)	Detector	Corr. factor (dB/m)	Result (dBuV/m)	Limit (dBuV/m)	Ant.Pos (cm)	Tab.Pos (deg.)	Margin (dB)	Comment
	133.0261	28.14	peak	-6.71	21.43	43.50	100	110	-22.07	
*	620.9420	27.70	peak	-1.17	26.53	46.00	100	175	-19.47	



Radiated Emission Measurement

Operator: sky

File :1

Data :#2

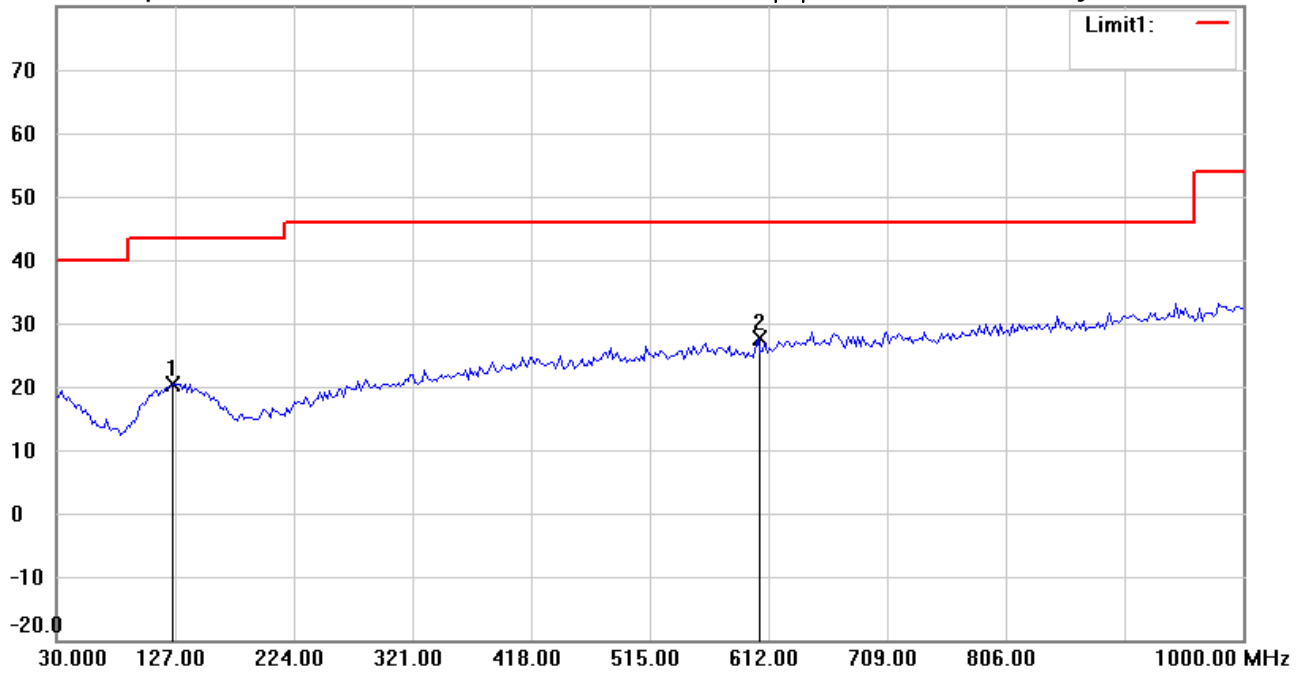
Date: 2017/9/4

Temperature:24 °C

80.0 dBuV/m

Time: 下午 09:00:54

Humidity:60 %



Site : Chamber

Condition : FCC_part 15 RE-Class C_30-1000MHz

Polarization: *Vertical*

EUT : W6M21708-17337

Power : 12 Vd.c.

M/N:

Distance: 3m

Test Mode : TX 2440MHz

Note :

Mk.	Frequency (MHz)	Reading (dBuV)	Detector	Corr. factor (dB/m)	Result (dBuV/m)	Limit (dBuV/m)	Ant.Pos (cm)	Tab.Pos (deg.)	Margin (dB)	Comment
	125.2505	27.22	peak	-6.74	20.48	43.50	100	40	-23.02	
*	603.4470	29.26	peak	-1.74	27.52	46.00	100	115	-18.48	



Address:6F.,No.58,Ln 188,Ruey Kuang Rd,Neihu,Taipei
 Tel:+886-2-6606-8877
 Fax:+886-2-6606-8875

Radiated Emission Measurement

Operator: sky

File :3

Data :#1

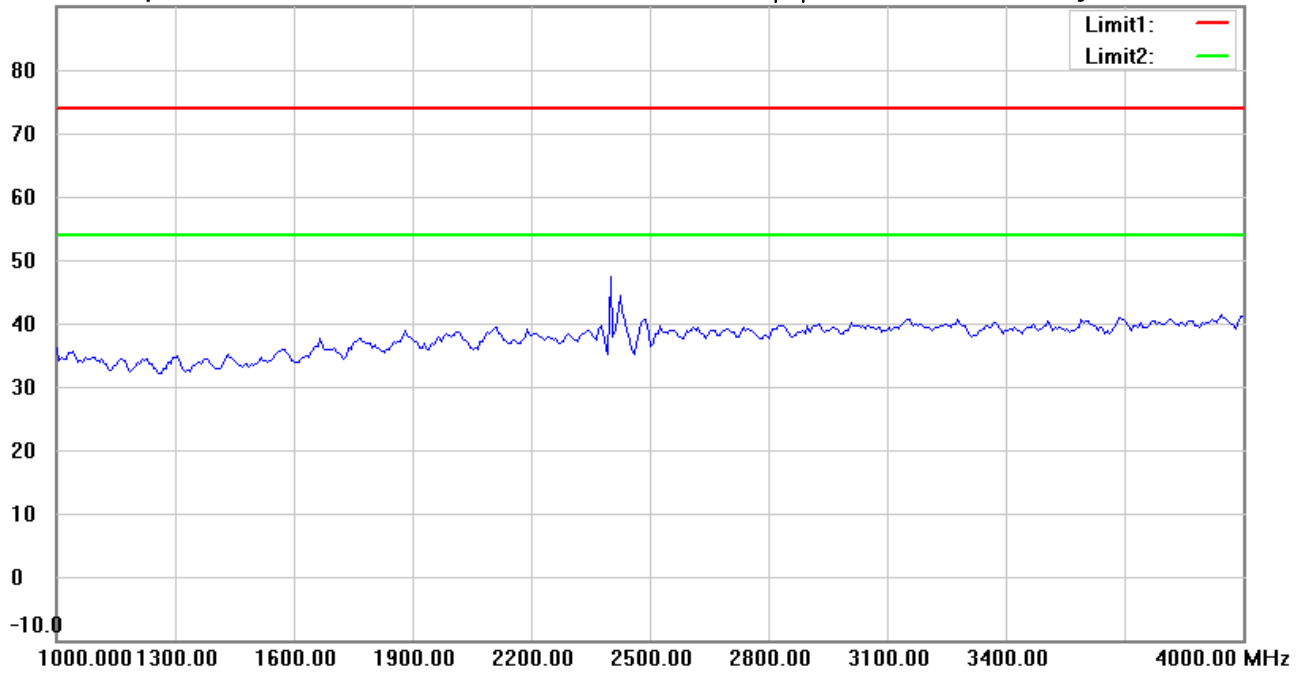
Date: 2017/9/4

Temperature:24 °C

90.0 dBuV/m

Time: 下午 07:42:21

Humidity:60 %



Site : Chamber

Condition : FCC_part 15 RE-Class C_Above 1GHz_PK

Polarization: *Horizontal*

EUT : W6M21708-17337

Power : 12 Vd.c.

M/N:

Distance: 3m

Test Mode : TX 2440MHz

Note :

Mk.	Frequency (MHz)	Reading (dBuV)	Detector	Corr. factor (dB/m)	Result (dBuV/m)	Limit (dBuV/m)	Ant.Pos (cm)	Tab.Pos (deg.)	Margin (dB)	Comment
-----	-----------------	----------------	----------	---------------------	-----------------	----------------	--------------	----------------	-------------	---------

*:Maximum data x:Over limit !:over margin



Address:6F.,No.58,Ln 188,Ruey Kuang Rd,Neihu,Taipei
 Tel:+886-2-6606-8877
 Fax:+886-2-6606-8875

Radiated Emission Measurement

Operator: sky

File :3

Data :#6

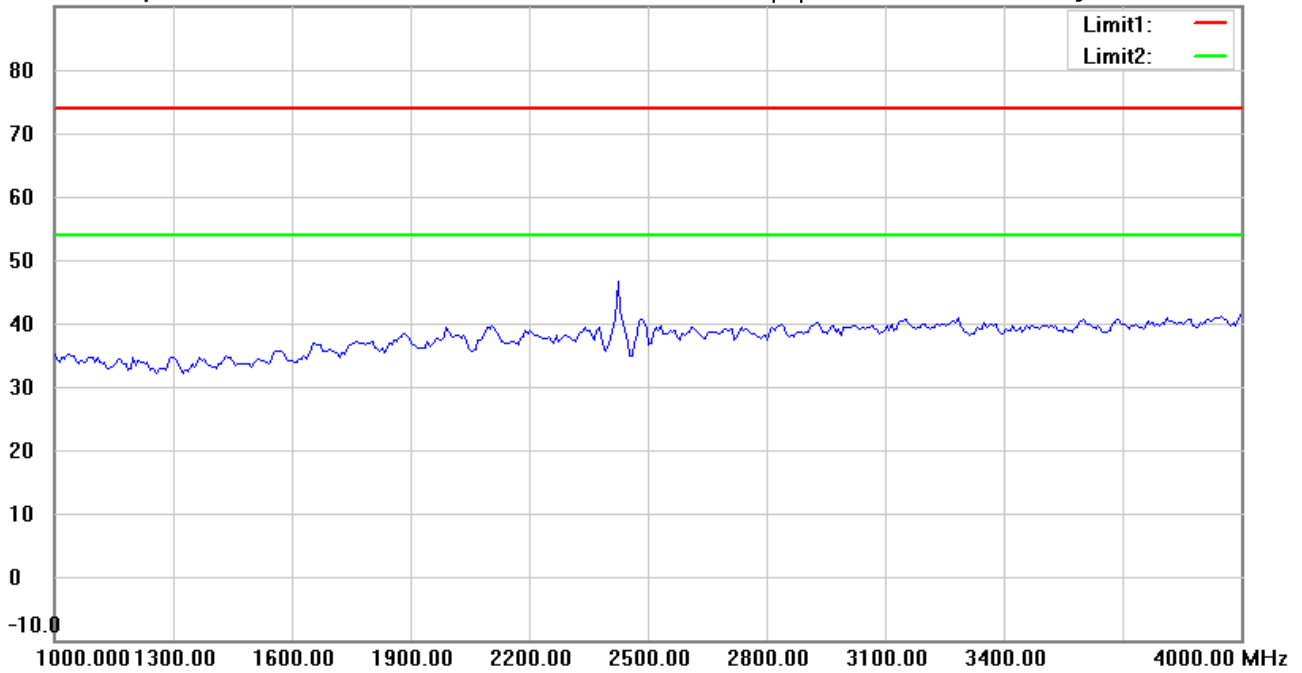
Date: 2017/9/4

Temperature:24 °C

90.0 dBuV/m

Time: 下午 07:45:33

Humidity:60 %



Site : Chamber

Condition : FCC_part 15 RE-Class C_Above 1GHz_PK

Polarization: *Vertical*

EUT : W6M21708-17337

Power : 12 Vd.c.

M/N:

Distance: 3m

Test Mode : TX 2440MHz

Note :

Mk.	Frequency (MHz)	Reading (dBuV)	Detector	Corr. factor (dB/m)	Result (dBuV/m)	Limit (dBuV/m)	Ant.Pos (cm)	Tab.Pos (deg.)	Margin (dB)	Comment
-----	-----------------	----------------	----------	---------------------	-----------------	----------------	--------------	----------------	-------------	---------

*:Maximum data x:Over limit !:over margin



Address:6F.,No.58,Ln 188,Ruey Kuang Rd,Neihu,Taipei
 Tel:+886-2-6606-8877
 Fax:+886-2-6606-8875

Radiated Emission Measurement

Operator: sky

File :3

Data :#2

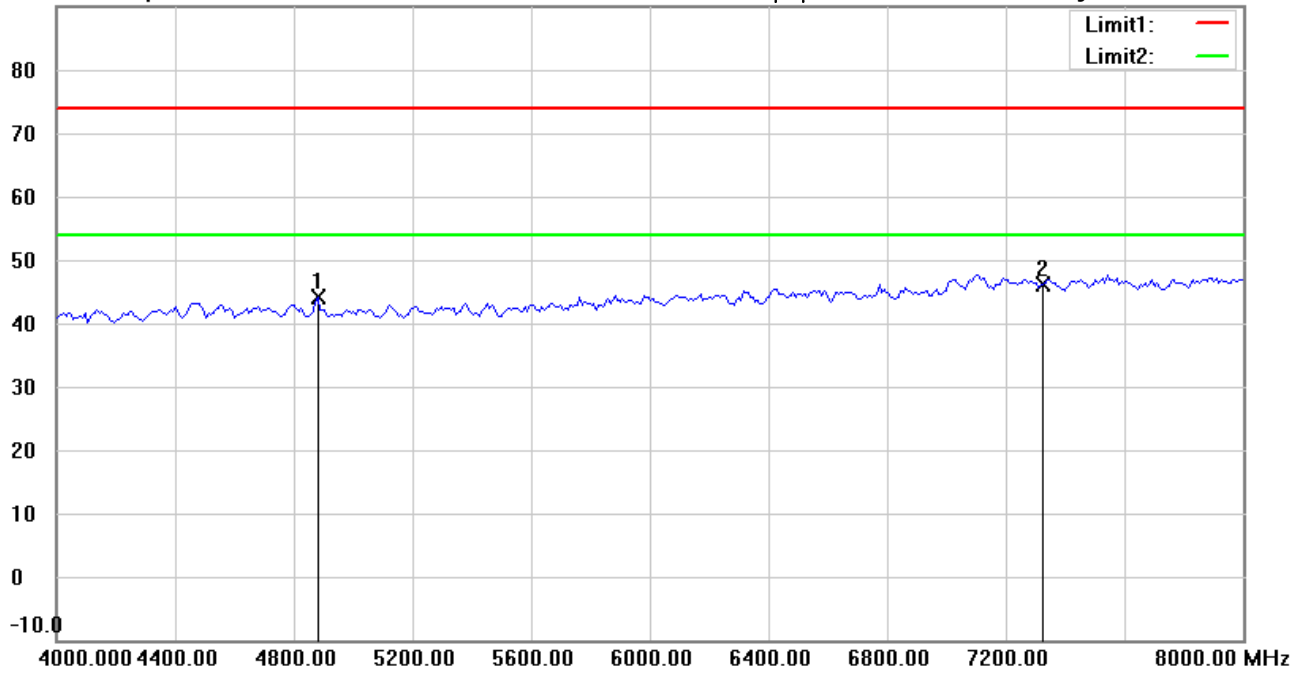
Date: 2017/9/4

Temperature:24 °C

90.0 dBuV/m

Time: 下午 07:43:15

Humidity:60 %



Site : Chamber

Condition : FCC_part 15 RE-Class C_Above 1GHz_PK

Polarization: *Horizontal*

EUT : W6M21708-17337

Power : 12 Vd.c.

M/N:

Distance: 3m

Test Mode : TX 2440MHz

Note :

Mk.	Frequency (MHz)	Reading (dBuV)	Detector	Corr. factor (dB/m)	Result (dBuV/m)	Limit (dBuV/m)	Ant.Pos (cm)	Tab.Pos (deg.)	Margin (dB)	Comment
	4880.000	43.84	peak	0.17	44.01	74.00	150	70	-29.99	
*	7320.000	41.03	peak	5.10	46.13	74.00	150	160	-27.87	

*:Maximum data x:Over limit !:over margin



Address:6F.,No.58,Ln 188,Ruey Kuang Rd,Neihu,Taipei
 Tel:+886-2-6606-8877
 Fax:+886-2-6606-8875

Radiated Emission Measurement

Operator: sky

File :3

Data :#7

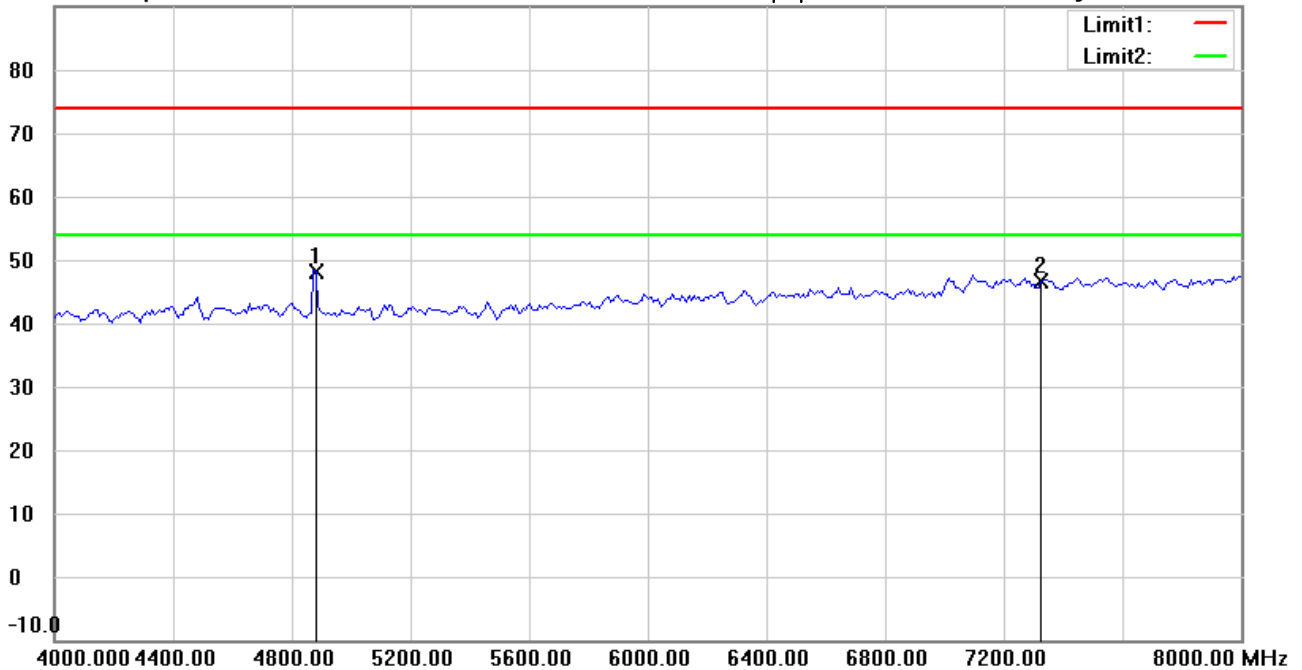
Date: 2017/9/4

Temperature:24 °C

90.0 dBuV/m

Time: 下午 07:46:28

Humidity:60 %



Site : Chamber

Condition : FCC_part 15 RE-Class C_Above 1GHz_PK

Polarization: **Vertical**

EUT : W6M21708-17337

Power : 12 Vd.c.

M/N:

Distance: 3m

Test Mode : TX 2440MHz

Note :

Mk.	Frequency (MHz)	Reading (dBuV)	Detector	Corr. factor (dB/m)	Result (dBuV/m)	Limit (dBuV/m)	Ant.Pos (cm)	Tab.Pos (deg.)	Margin (dB)	Comment
*	4880.000	47.98	peak	0.17	48.15	74.00	150	100	-25.85	
	7320.000	41.64	peak	5.10	46.74	74.00	150	35	-27.26	

*:Maximum data x:Over limit !:over margin



Address:6F.,No.58,Ln 188,Ruey Kuang Rd,Neihu,Taipei
 Tel:+886-2-6606-8877
 Fax:+886-2-6606-8875

Radiated Emission Measurement

Operator: sky

File :3

Data :#3

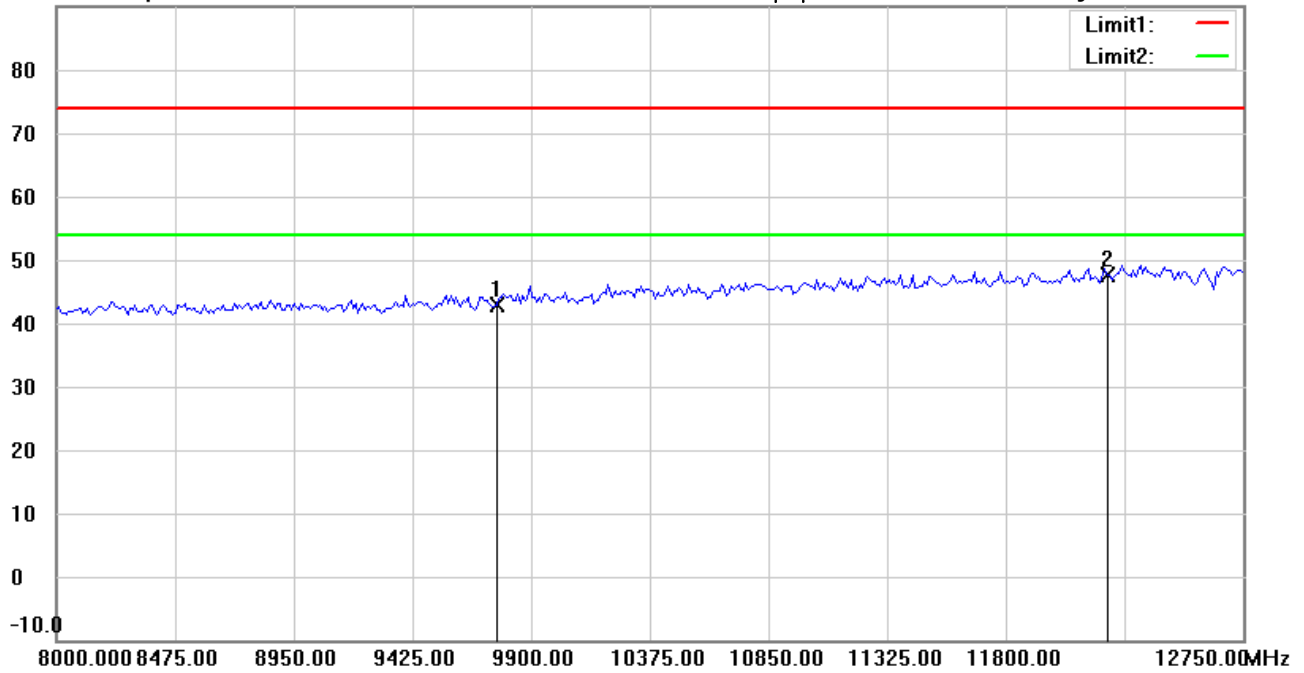
Date: 2017/9/4

Temperature:24 °C

90.0 dBuV/m

Time: 下午 07:44:15

Humidity:60 %



Site : Chamber

Condition : FCC_part 15 RE-Class C_Above 1GHz_PK

Polarization: *Horizontal*

EUT : W6M21708-17337

Power : 12 Vd.c.

M/N:

Distance: 3m

Test Mode : TX 2440MHz

Note :

Mk.	Frequency (MHz)	Reading (dBuV)	Detector	Corr. factor (dB/m)	Result (dBuV/m)	Limit (dBuV/m)	Ant.Pos (cm)	Tab.Pos (deg.)	Margin (dB)	Comment
	9760.000	34.61	peak	8.21	42.82	74.00	150	70	-31.18	
*	12200.000	33.56	peak	14.09	47.65	74.00	150	110	-26.35	

*:Maximum data x:Over limit !:over margin



Address:6F.,No.58,Ln 188,Ruey Kuang Rd,Neihu,Taipei
 Tel:+886-2-6606-8877
 Fax:+886-2-6606-8875

Radiated Emission Measurement

Operator: sky

File :3

Data :#8

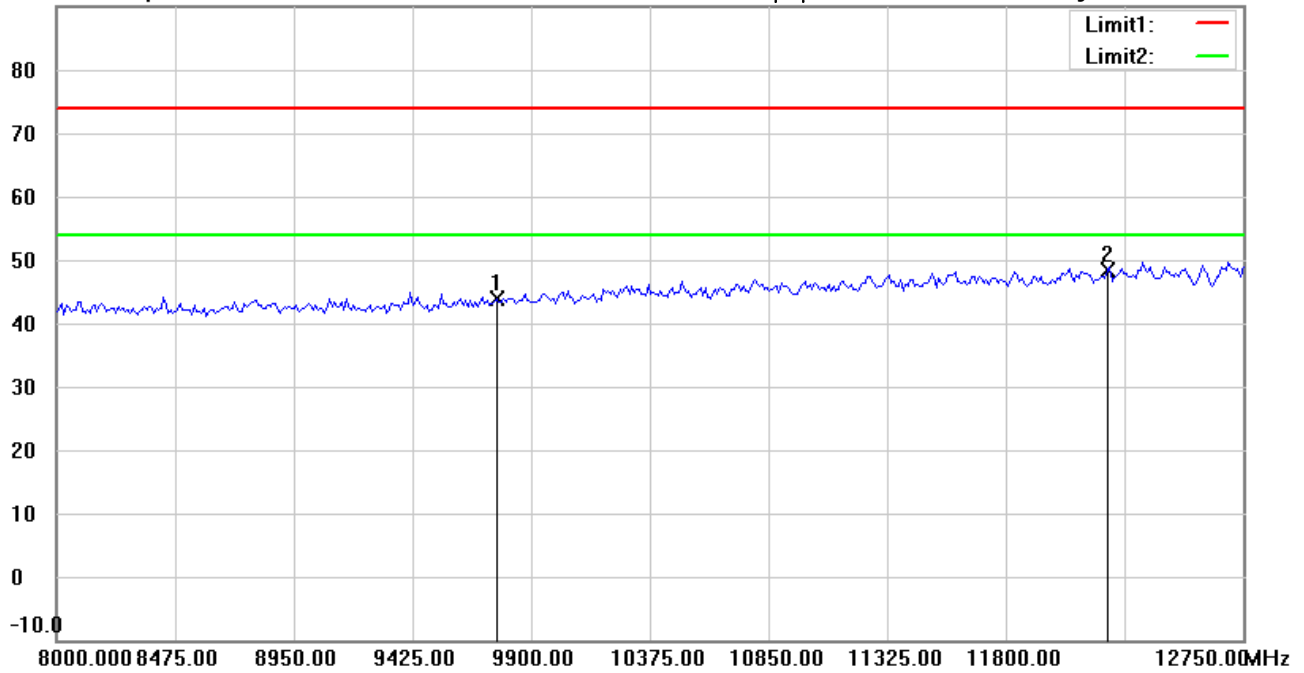
Date: 2017/9/4

Temperature:24 °C

90.0 dBuV/m

Time: 下午 07:47:21

Humidity:60 %



Site : Chamber

Condition : FCC_part 15 RE-Class C_Above 1GHz_PK

Polarization: **Vertical**

EUT : W6M21708-17337

Power : 12 Vd.c.

M/N:

Distance: 3m

Test Mode : TX 2440MHz

Note :

Mk.	Frequency (MHz)	Reading (dBuV)	Detector	Corr. factor (dB/m)	Result (dBuV/m)	Limit (dBuV/m)	Ant.Pos (cm)	Tab.Pos (deg.)	Margin (dB)	Comment
	9760.000	35.56	peak	8.21	43.77	74.00	150	20	-30.23	
*	12200.000	34.32	peak	14.09	48.41	74.00	150	70	-25.59	

*:Maximum data x:Over limit !:over margin



Address:6F.,No.58,Ln 188,Ruey Kuang Rd,Neihu,Taipei
 Tel:+886-2-6606-8877
 Fax:+886-2-6606-8875

Radiated Emission Measurement

Operator: sky

File :3

Data :#4

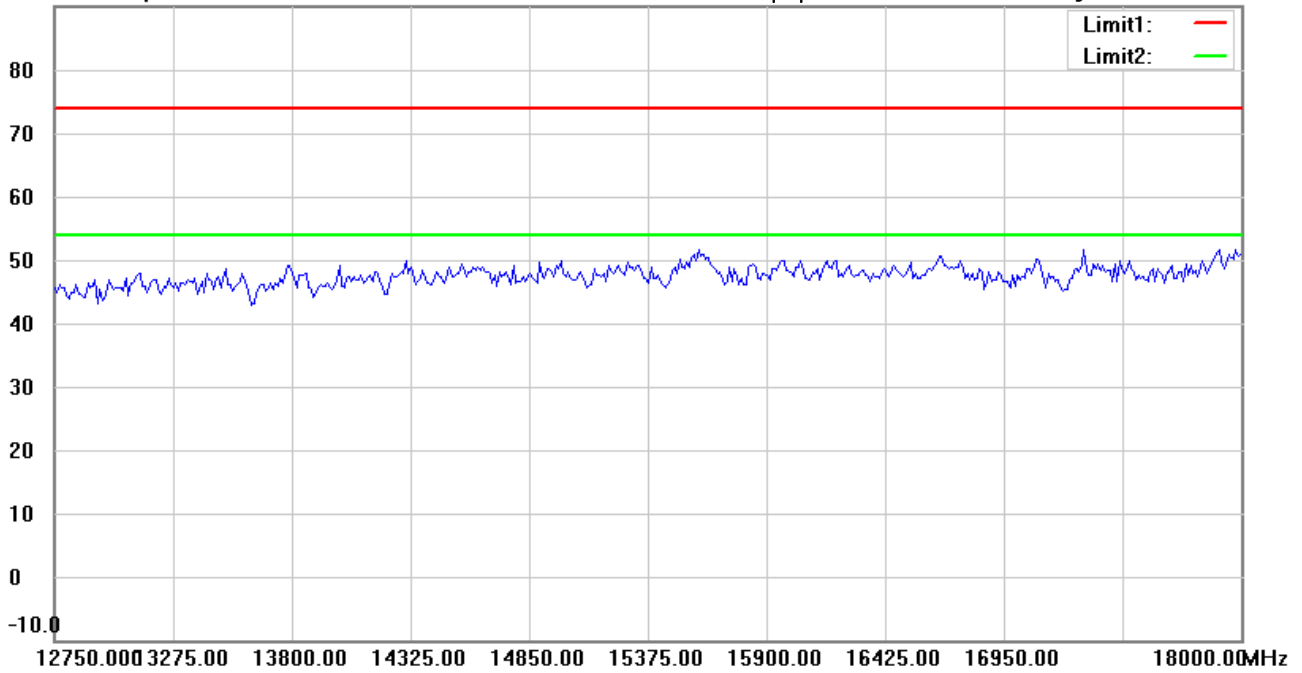
Date: 2017/9/4

Temperature:24 °C

90.0 dBuV/m

Time: 下午 07:44:29

Humidity:60 %



Site : Chamber

Condition : FCC_part 15 RE-Class C_Above 1GHz_PK

Polarization: *Horizontal*

EUT : W6M21708-17337

Power : 12 Vd.c.

M/N:

Distance: 3m

Test Mode : TX 2440MHz

Note :

Mk.	Frequency (MHz)	Reading (dBuV)	Detector	Corr. factor (dB/m)	Result (dBuV/m)	Limit (dBuV/m)	Ant.Pos (cm)	Tab.Pos (deg.)	Margin (dB)	Comment
-----	-----------------	----------------	----------	---------------------	-----------------	----------------	--------------	----------------	-------------	---------

*:Maximum data x:Over limit !:over margin



Address:6F.,No.58,Ln 188,Ruey Kuang Rd,Neihu,Taipei
 Tel:+886-2-6606-8877
 Fax:+886-2-6606-8875

Radiated Emission Measurement

Operator: sky

File :3

Data :#9

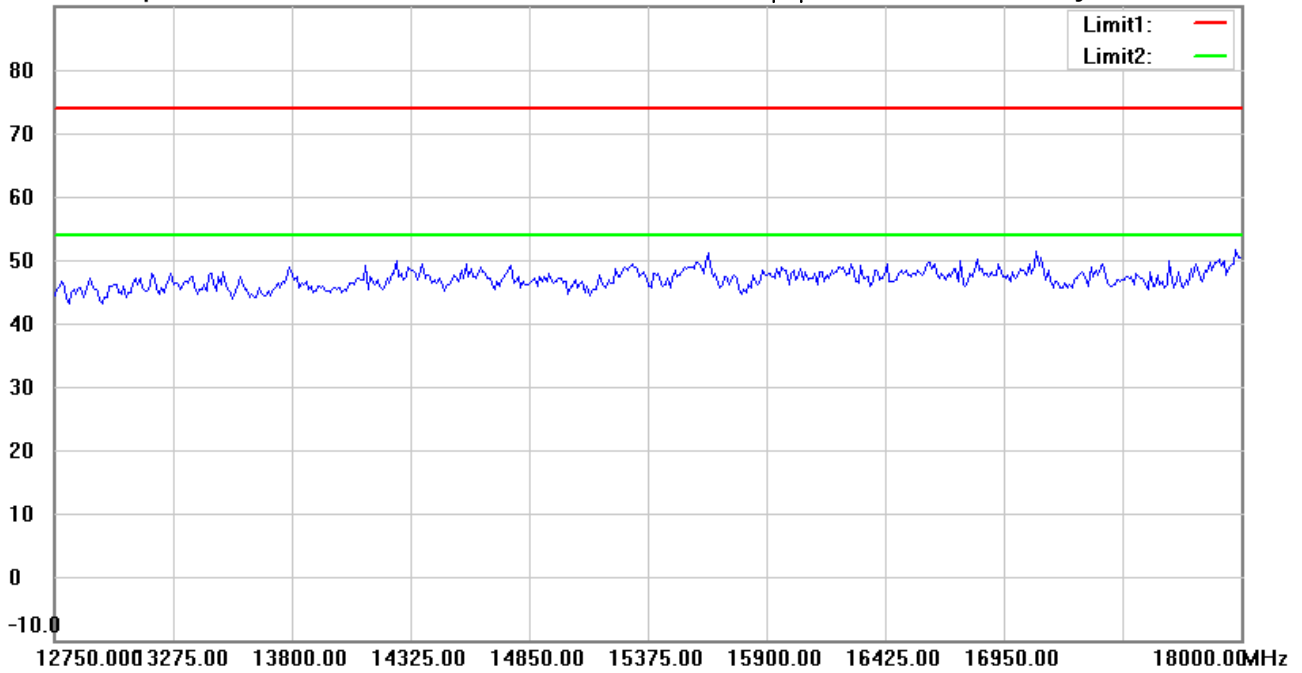
Date: 2017/9/4

Temperature:24 °C

90.0 dBuV/m

Time: 下午 07:47:35

Humidity:60 %



Site : Chamber

Condition : FCC_part 15 RE-Class C_Above 1GHz_PK

Polarization: *Vertical*

EUT : W6M21708-17337

Power : 12 Vd.c.

M/N:

Distance: 3m

Test Mode : TX 2440MHz

Note :

Mk.	Frequency (MHz)	Reading (dBuV)	Detector	Corr. factor (dB/m)	Result (dBuV/m)	Limit (dBuV/m)	Ant.Pos (cm)	Tab.Pos (deg.)	Margin (dB)	Comment
-----	-----------------	----------------	----------	---------------------	-----------------	----------------	--------------	----------------	-------------	---------

*:Maximum data x:Over limit !:over margin



Address:6F.,No.58,Ln 188,Ruey Kuang Rd,Neihu,Taipei
 Tel:+886-2-6606-8877
 Fax:+886-2-6606-8875

Radiated Emission Measurement

Operator: sky

File :3

Data :#5

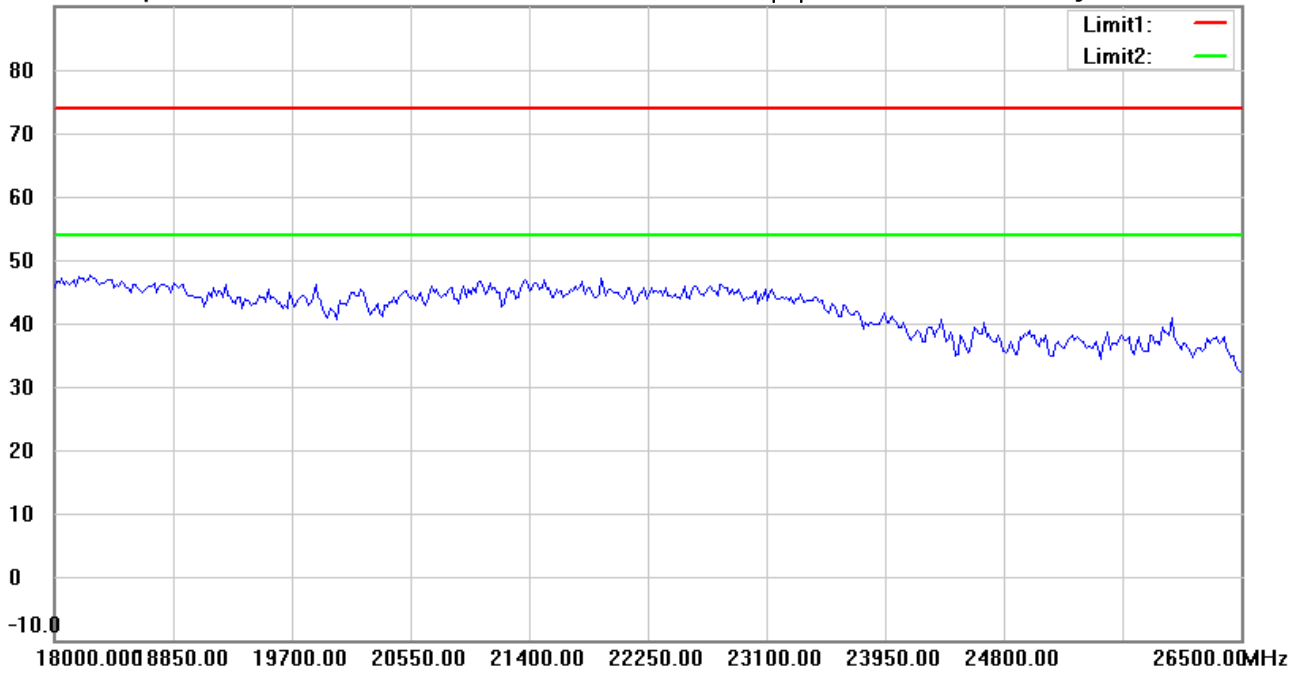
Date: 2017/9/4

Temperature:24 °C

90.0 dBuV/m

Time: 下午 07:44:39

Humidity:60 %



Site : Chamber

Condition : FCC_part 15 RE-Class C_Above 1GHz_PK

Polarization: *Horizontal*

EUT : W6M21708-17337

Power : 12 Vd.c.

M/N:

Distance: 3m

Test Mode : TX 2440MHz

Note :

Mk.	Frequency (MHz)	Reading (dBuV)	Detector	Corr. factor (dB/m)	Result (dBuV/m)	Limit (dBuV/m)	Ant.Pos (cm)	Tab.Pos (deg.)	Margin (dB)	Comment
-----	-----------------	----------------	----------	---------------------	-----------------	----------------	--------------	----------------	-------------	---------

*:Maximum data x:Over limit !:over margin



Address:6F.,No.58,Ln 188,Ruey Kuang Rd,Neihu,Taipei
 Tel:+886-2-6606-8877
 Fax:+886-2-6606-8875

Radiated Emission Measurement

Operator: sky

File :3

Data :#10

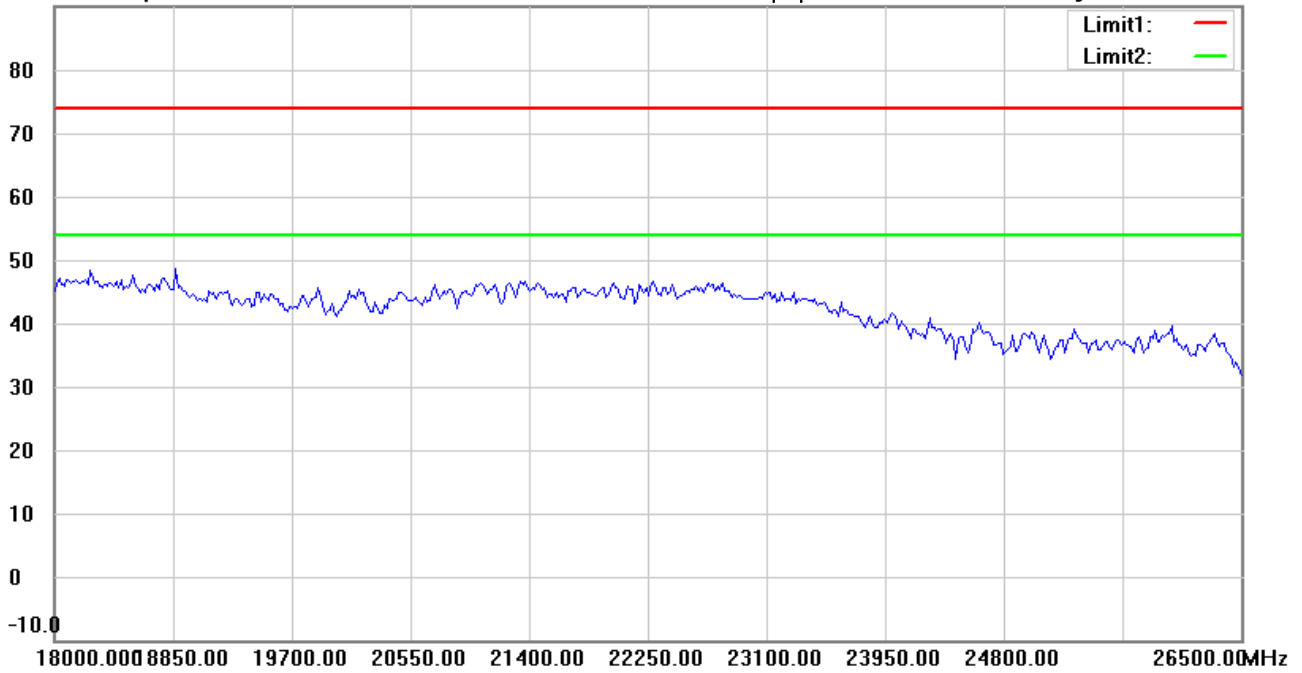
Date: 2017/9/4

Temperature:24 °C

90.0 dBuV/m

Time: 下午 07:47:45

Humidity:60 %



Site : Chamber

Condition : FCC_part 15 RE-Class C_Above 1GHz_PK

Polarization: *Vertical*

EUT : W6M21708-17337

Power : 12 Vd.c.

M/N:

Distance: 3m

Test Mode : TX 2440MHz

Note :

Mk.	Frequency (MHz)	Reading (dBuV)	Detector	Corr. factor (dB/m)	Result (dBuV/m)	Limit (dBuV/m)	Ant.Pos (cm)	Tab.Pos (deg.)	Margin (dB)	Comment
-----	-----------------	----------------	----------	---------------------	-----------------	----------------	--------------	----------------	-------------	---------

*:Maximum data x:Over limit !:over margin



Radiated Emission Measurement

Operator: sky

File :1

Data :#1

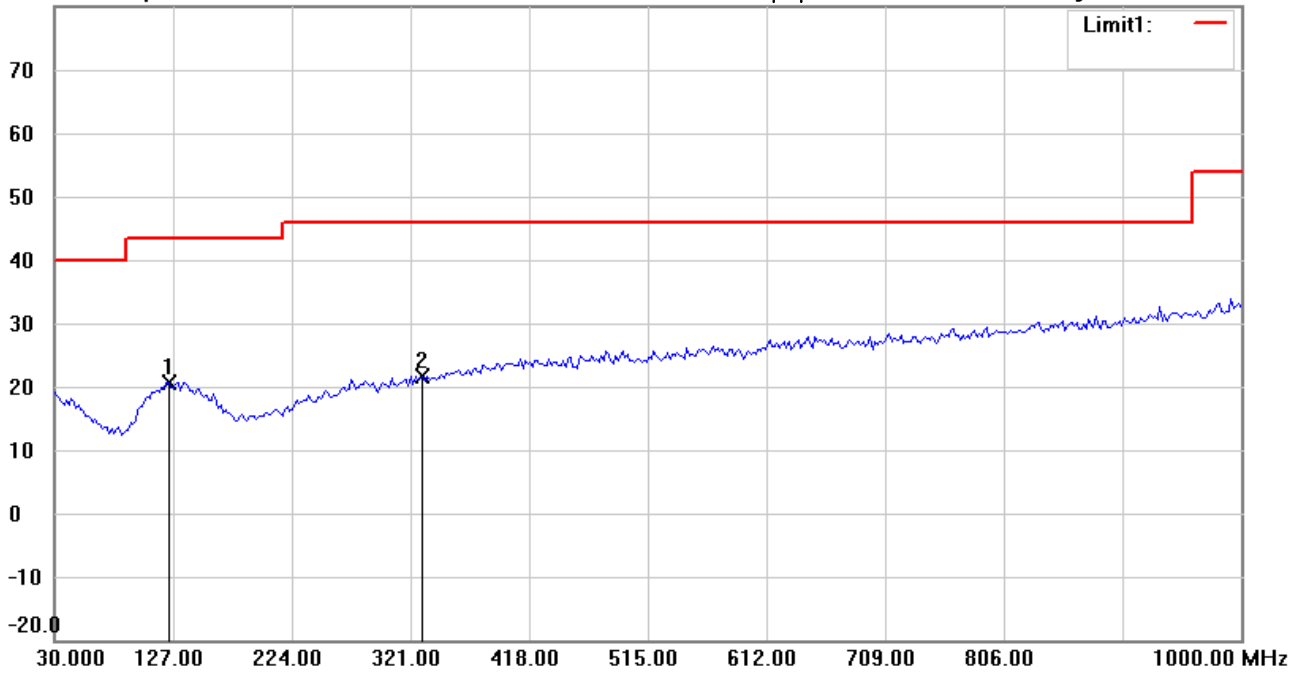
Date: 2017/9/4

Temperature:24 °C

80.0 dBuV/m

Time: 下午 09:06:05

Humidity:60 %



Site : Chamber

Condition : FCC_part 15 RE-Class C_30-1000MHz

Polarization: *Horizontal*

EUT : W6M21708-17337

Power : 12 Vd.c.

M/N:

Distance: 3m

Test Mode : TX 2480MHz

Note :

Mk.	Frequency (MHz)	Reading (dBuV)	Detector	Corr. factor (dB/m)	Result (dBuV/m)	Limit (dBuV/m)	Ant.Pos (cm)	Tab.Pos (deg.)	Margin (dB)	Comment
*	123.3066	27.50	peak	-6.78	20.72	43.50	100	175	-22.78	
	331.3026	26.77	peak	-5.14	21.63	46.00	100	80	-24.37	



Radiated Emission Measurement

Operator: sky

File :1

Data :#2

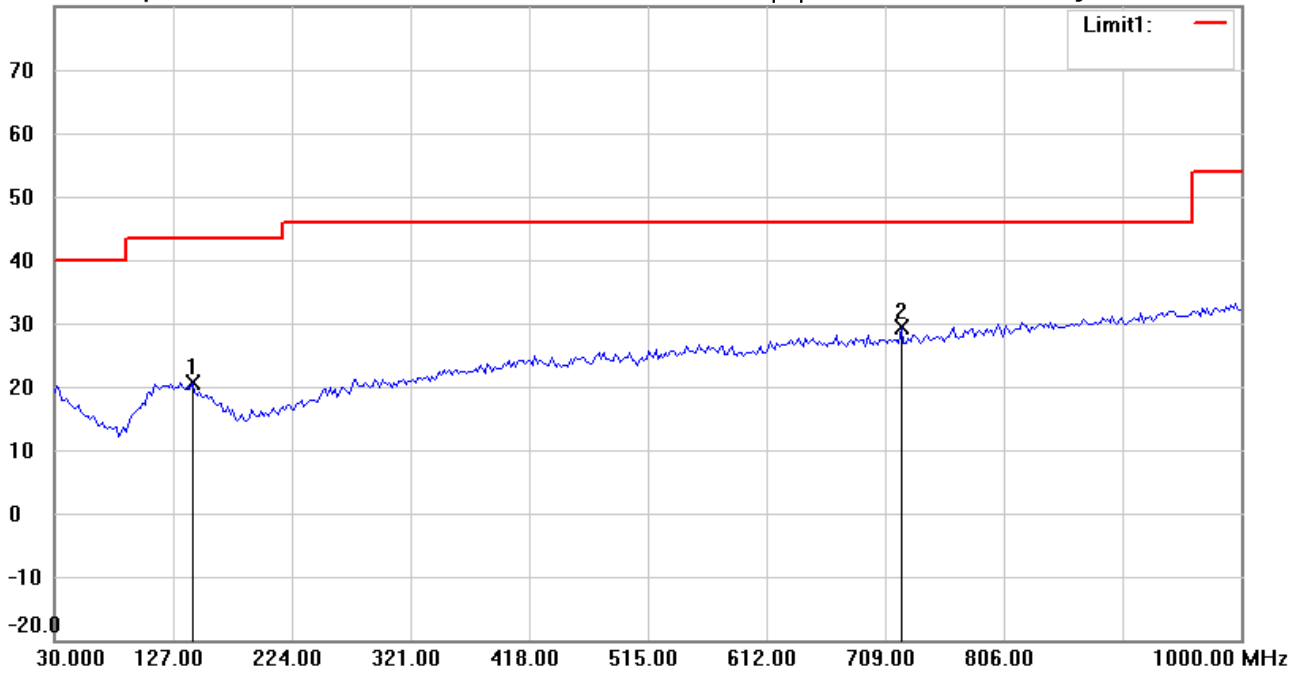
Date: 2017/9/4

Temperature:24 °C

80.0 dBuV/m

Time: 下午 09:07:34

Humidity:60 %



Site : Chamber

Condition : FCC_part 15 RE-Class C_30-1000MHz

EUT : W6M21708-17337

M/N:

Test Mode : TX 2480MHz

Note :

Polarization: **Vertical**

Power : 12 Vd.c.

Distance: 3m

Mk.	Frequency (MHz)	Reading (dBuV)	Detector	Corr. factor (dB/m)	Result (dBuV/m)	Limit (dBuV/m)	Ant.Pos (cm)	Tab.Pos (deg.)	Margin (dB)	Comment
	142.7455	27.87	peak	-7.14	20.73	43.50	100	145	-22.77	
*	722.0240	29.24	peak	0.04	29.28	46.00	100	70	-16.72	



Address:6F.,No.58,Ln 188,Ruey Kuang Rd,Neihu,Taipei
 Tel:+886-2-6606-8877
 Fax:+886-2-6606-8875

Radiated Emission Measurement

Operator: sky

File :3

Data :#1

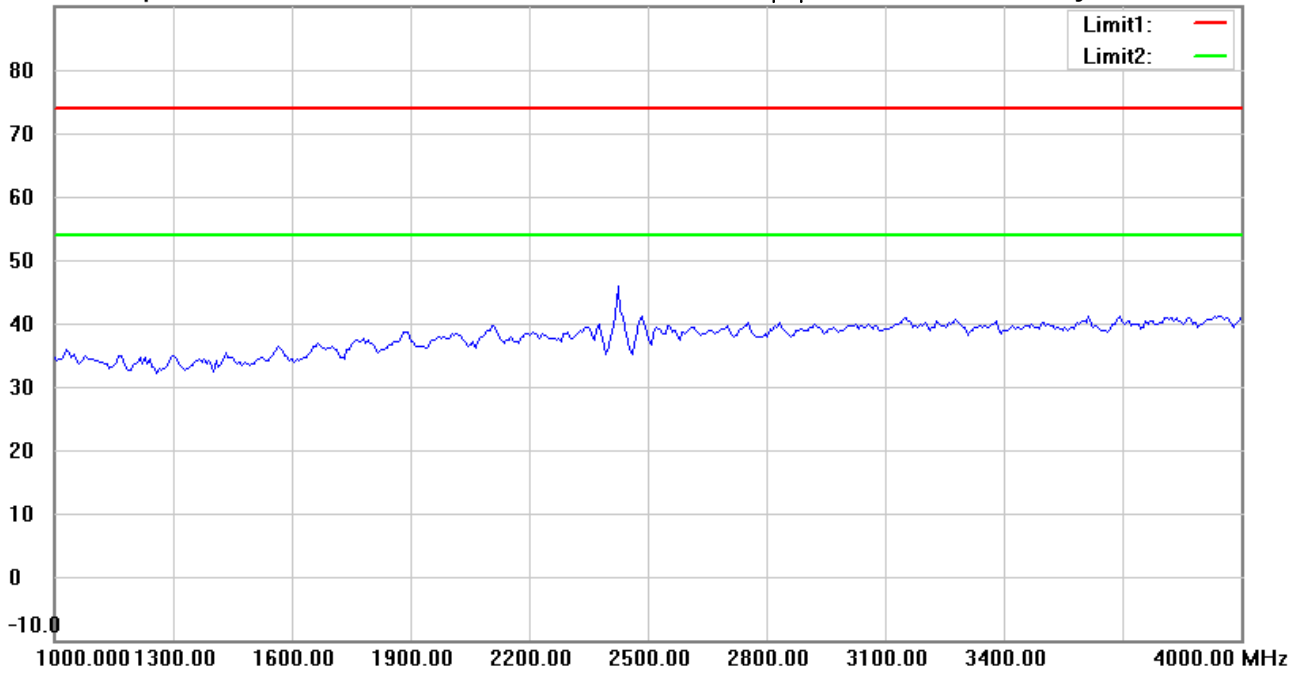
Date: 2017/9/4

Temperature:24 °C

90.0 dBuV/m

Time: 下午 07:57:22

Humidity:60 %



Site : Chamber

Condition : FCC_part 15 RE-Class C_Above 1GHz_PK

Polarization: *Horizontal*

EUT : W6M21708-17337

Power : 12 Vd.c.

M/N:

Distance: 3m

Test Mode : TX 2480MHz

Note :

Mk.	Frequency (MHz)	Reading (dBuV)	Detector	Corr. factor (dB/m)	Result (dBuV/m)	Limit (dBuV/m)	Ant.Pos (cm)	Tab.Pos (deg.)	Margin (dB)	Comment
-----	-----------------	----------------	----------	---------------------	-----------------	----------------	--------------	----------------	-------------	---------

*:Maximum data x:Over limit !:over margin



Address:6F.,No.58,Ln 188,Ruey Kuang Rd,Neihu,Taipei
 Tel:+886-2-6606-8877
 Fax:+886-2-6606-8875

Radiated Emission Measurement

Operator: sky

File :3

Data :#6

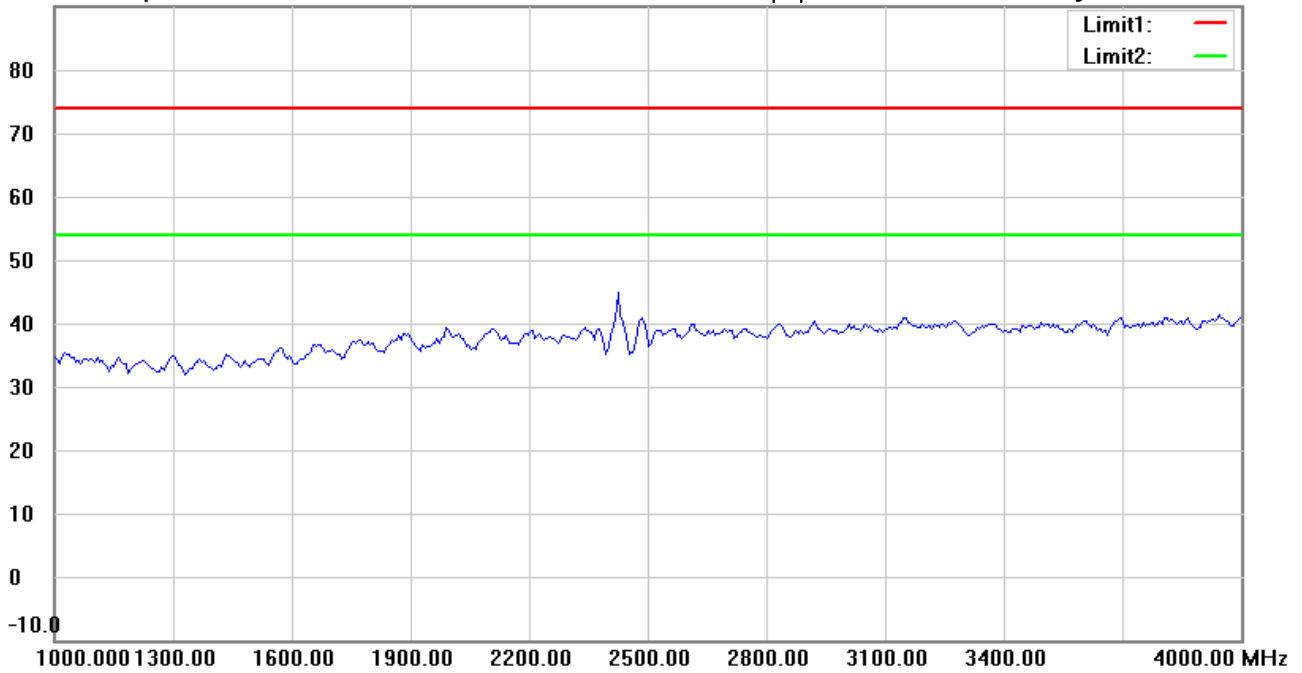
Date: 2017/9/4

Temperature:24 °C

90.0 dBuV/m

Time: 下午 08:00:35

Humidity:60 %



Site : Chamber

Condition : FCC_part 15 RE-Class C_Above 1GHz_PK

Polarization: *Vertical*

EUT : W6M21708-17337

Power : 12 Vd.c.

M/N:

Distance: 3m

Test Mode : TX 2480MHz

Note :

Mk.	Frequency (MHz)	Reading (dBuV)	Detector	Corr. factor (dB/m)	Result (dBuV/m)	Limit (dBuV/m)	Ant.Pos (cm)	Tab.Pos (deg.)	Margin (dB)	Comment
-----	-----------------	----------------	----------	---------------------	-----------------	----------------	--------------	----------------	-------------	---------

*:Maximum data x:Over limit !:over margin



Radiated Emission Measurement

Operator: sky

File :3

Data :#2

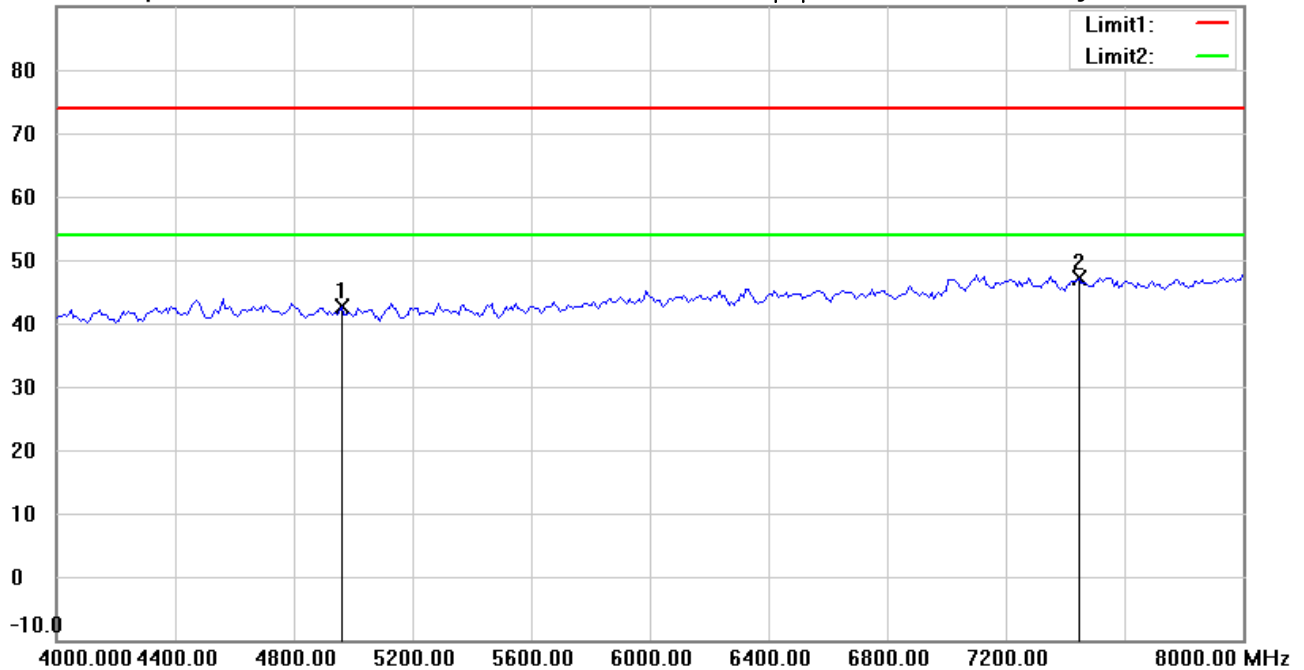
Date: 2017/9/4

Temperature:24 °C

90.0 dBuV/m

Time: 下午 07:58:17

Humidity:60 %



Site : Chamber

Condition : FCC_part 15 RE-Class C_Above 1GHz_PK

Polarization: *Horizontal*

EUT : W6M21708-17337

Power : 12 Vd.c.

M/N:

Distance: 3m

Test Mode : TX 2480MHz

Note :

Mk.	Frequency (MHz)	Reading (dBuV)	Detector	Corr. factor (dB/m)	Result (dBuV/m)	Limit (dBuV/m)	Ant.Pos (cm)	Tab.Pos (deg.)	Margin (dB)	Comment
	4960.000	42.36	peak	0.21	42.57	74.00	150	70	-31.43	
*	7440.000	42.07	peak	5.18	47.25	74.00	150	60	-26.75	



Address:6F.,No.58,Ln 188,Ruey Kuang Rd,Neihu,Taipei
 Tel:+886-2-6606-8877
 Fax:+886-2-6606-8875

Radiated Emission Measurement

Operator: sky

File :3

Data :#7

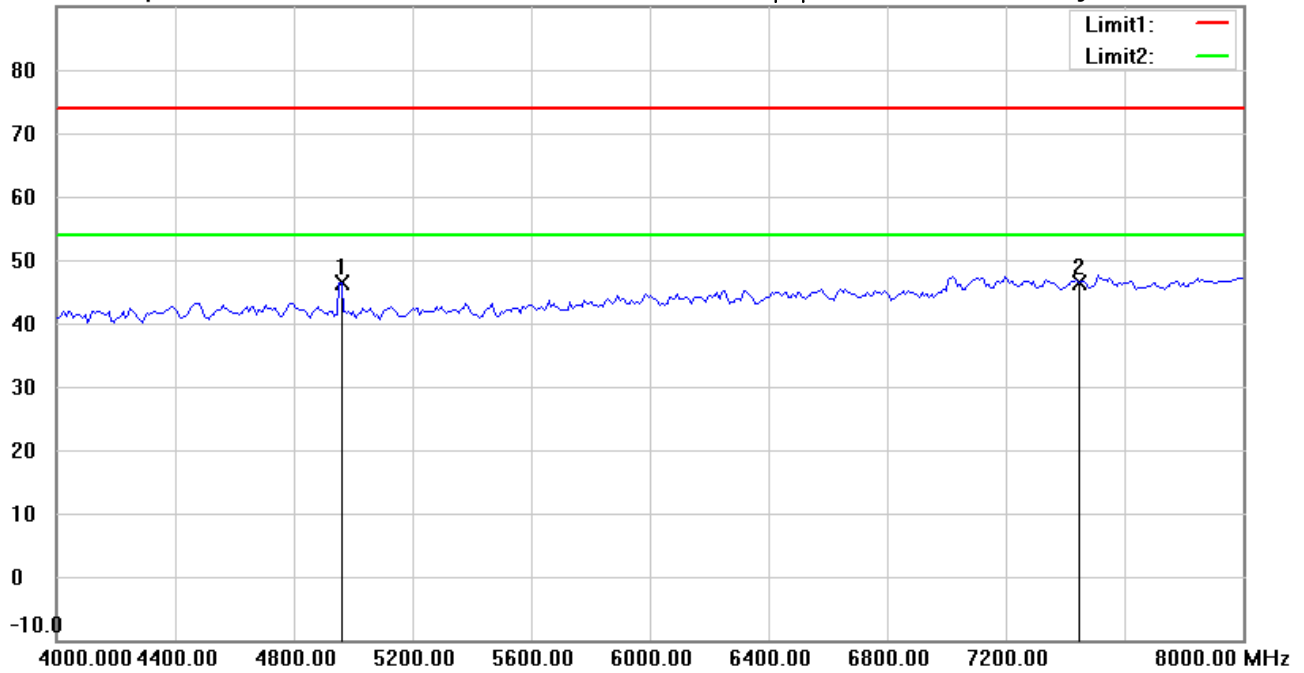
Date: 2017/9/4

Temperature:24 °C

90.0 dBuV/m

Time: 下午 08:01:29

Humidity:60 %



Site : Chamber

Condition : FCC_part 15 RE-Class C_Above 1GHz_PK

Polarization: **Vertical**

EUT : W6M21708-17337

Power : 12 Vd.c.

M/N:

Distance: 3m

Test Mode : TX 2480MHz

Note :

Mk.	Frequency (MHz)	Reading (dBuV)	Detector	Corr. factor (dB/m)	Result (dBuV/m)	Limit (dBuV/m)	Ant.Pos (cm)	Tab.Pos (deg.)	Margin (dB)	Comment
	4960.000	46.24	peak	0.21	46.45	74.00	150	30	-27.55	
*	7440.000	41.29	peak	5.18	46.47	74.00	150	70	-27.53	

*:Maximum data x:Over limit !:over margin



Address:6F.,No.58,Ln 188,Ruey Kuang Rd,Neihu,Taipei
 Tel:+886-2-6606-8877
 Fax:+886-2-6606-8875

Radiated Emission Measurement

Operator: sky

File :3

Data :#3

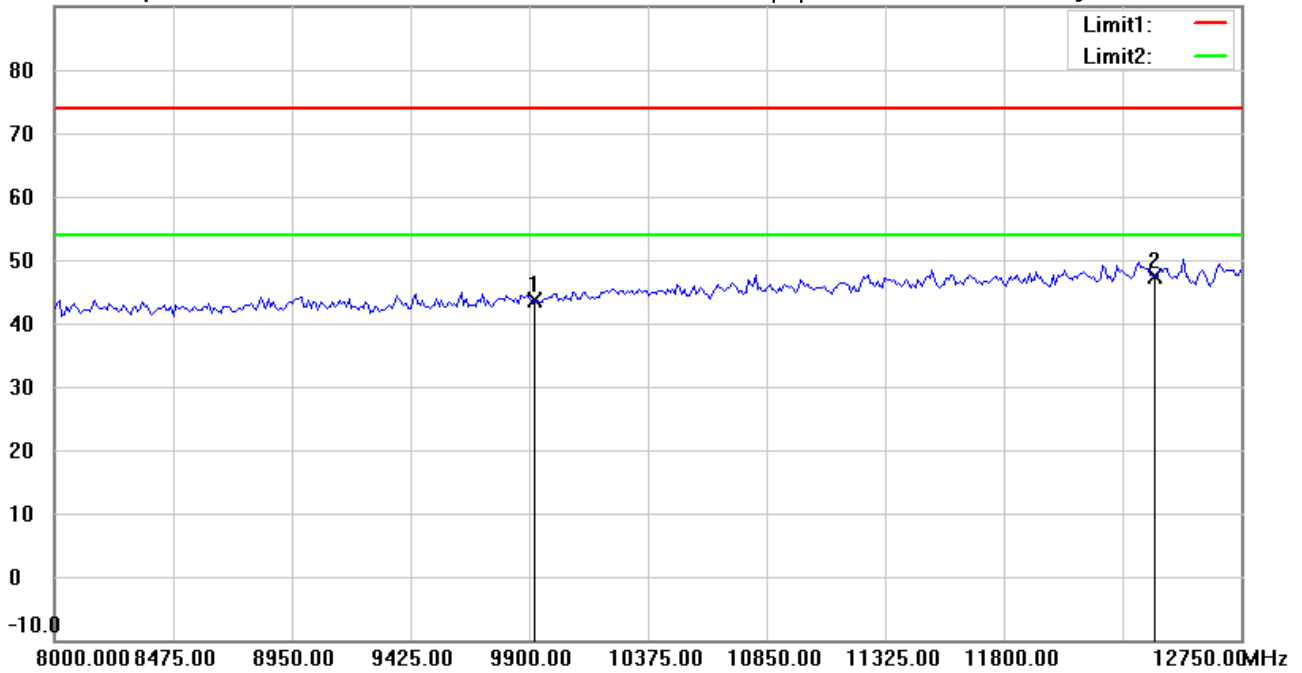
Date: 2017/9/4

Temperature:24 °C

90.0 dBuV/m

Time: 下午 07:59:17

Humidity:60 %



Site : Chamber

Condition : FCC_part 15 RE-Class C_Above 1GHz_PK

Polarization: *Horizontal*

EUT : W6M21708-17337

Power : 12 Vd.c.

M/N:

Distance: 3m

Test Mode : TX 2480MHz

Note :

Mk.	Frequency (MHz)	Reading (dBuV)	Detector	Corr. factor (dB/m)	Result (dBuV/m)	Limit (dBuV/m)	Ant.Pos (cm)	Tab.Pos (deg.)	Margin (dB)	Comment
	9920.000	35.17	peak	8.55	43.72	74.00	150	10	-30.28	
*	12400.000	33.02	peak	14.41	47.43	74.00	150	60	-26.57	

*:Maximum data x:Over limit !:over margin



Address:6F.,No.58,Ln 188,Ruey Kuang Rd,Neihu,Taipei
 Tel:+886-2-6606-8877
 Fax:+886-2-6606-8875

Radiated Emission Measurement

Operator: sky

File :3

Data :#8

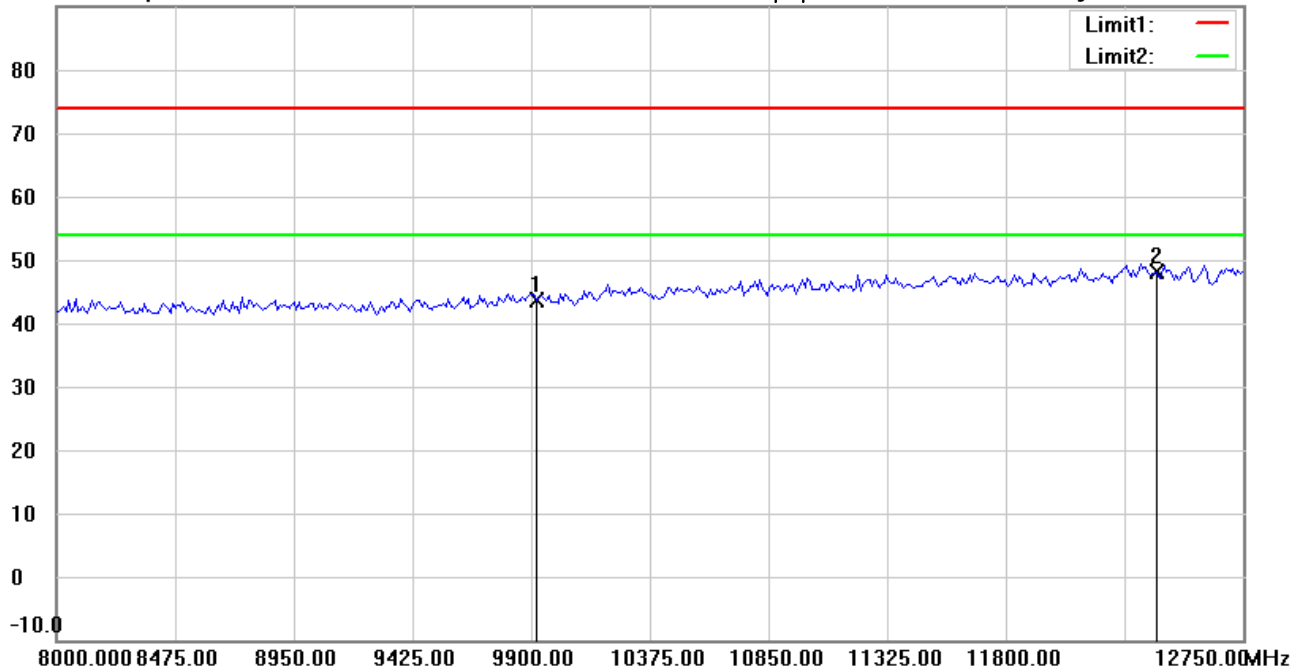
Date: 2017/9/4

Temperature:24 °C

90.0 dBuV/m

Time: 下午 08:02:23

Humidity:60 %



Site : Chamber

Condition : FCC_part 15 RE-Class C_Above 1GHz_PK

Polarization: **Vertical**

EUT : W6M21708-17337

Power : 12 Vd.c.

M/N:

Distance: 3m

Test Mode : TX 2480MHz

Note :

Mk.	Frequency (MHz)	Reading (dBuV)	Detector	Corr. factor (dB/m)	Result (dBuV/m)	Limit (dBuV/m)	Ant.Pos (cm)	Tab.Pos (deg.)	Margin (dB)	Comment
	9920.000	35.05	peak	8.55	43.60	74.00	150	20	-30.40	
*	12400.000	33.81	peak	14.41	48.22	74.00	150	115	-25.78	

*:Maximum data x:Over limit !:over margin



Address:6F.,No.58,Ln 188,Ruey Kuang Rd,Neihu,Taipei
 Tel:+886-2-6606-8877
 Fax:+886-2-6606-8875

Radiated Emission Measurement

Operator: sky

File :3

Data :#4

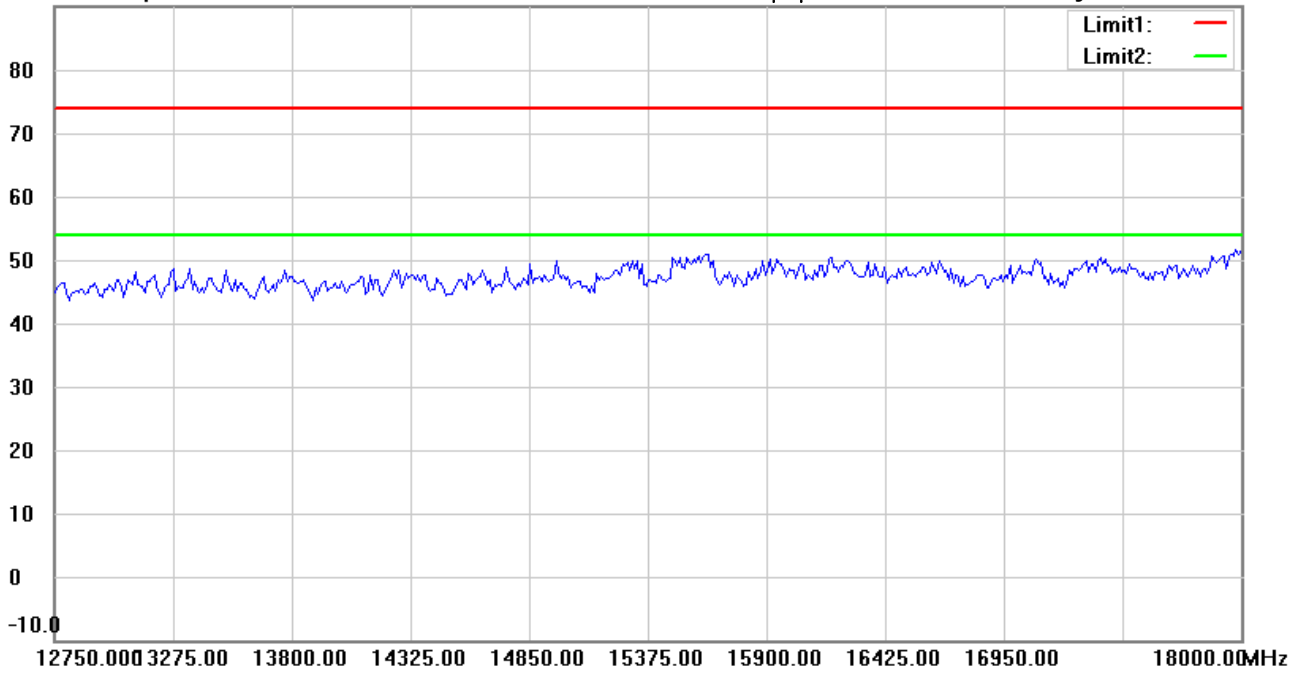
Date: 2017/9/4

Temperature:24 °C

90.0 dBuV/m

Time: 下午 07:59:31

Humidity:60 %



Site : Chamber

Condition : FCC_part 15 RE-Class C_Above 1GHz_PK

Polarization: *Horizontal*

EUT : W6M21708-17337

Power : 12 Vd.c.

M/N:

Distance: 3m

Test Mode : TX 2480MHz

Note :

Mk.	Frequency (MHz)	Reading (dBuV)	Detector	Corr. factor (dB/m)	Result (dBuV/m)	Limit (dBuV/m)	Ant.Pos (cm)	Tab.Pos (deg.)	Margin (dB)	Comment
-----	-----------------	----------------	----------	---------------------	-----------------	----------------	--------------	----------------	-------------	---------

*:Maximum data x:Over limit !:over margin



Address:6F.,No.58,Ln 188,Ruey Kuang Rd,Neihu,Taipei
 Tel:+886-2-6606-8877
 Fax:+886-2-6606-8875

Radiated Emission Measurement

Operator: sky

File :3

Data :#9

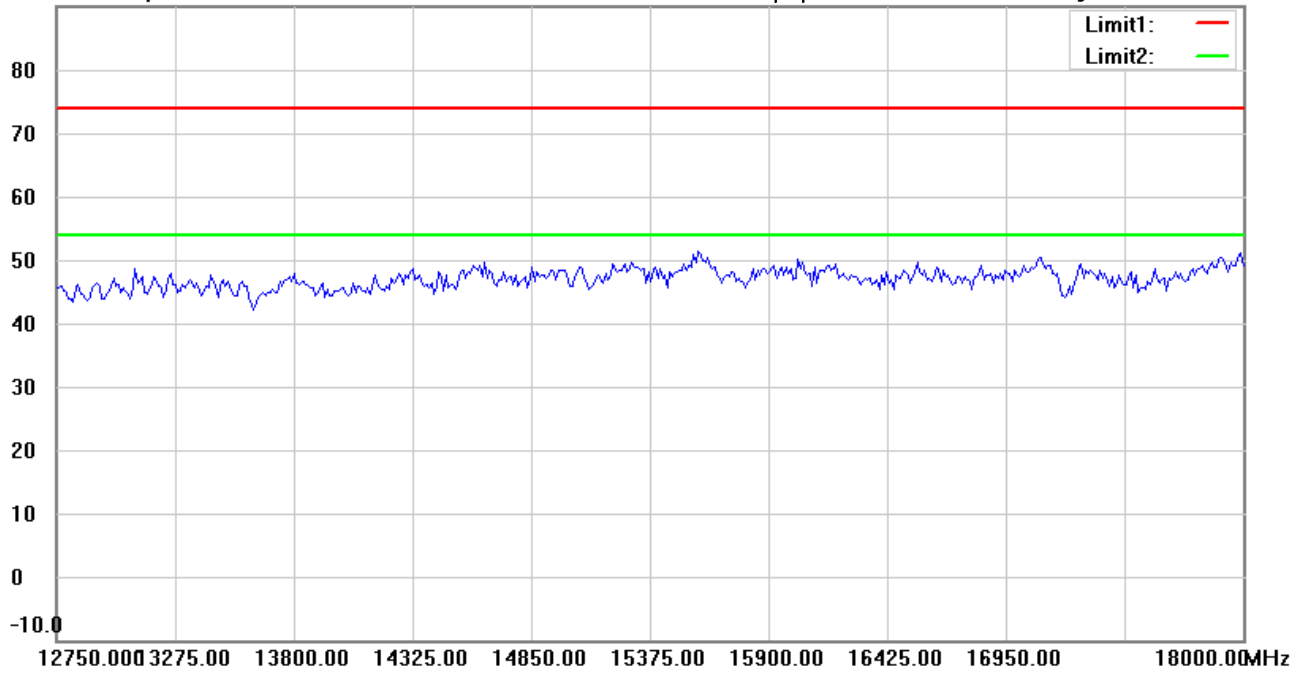
Date: 2017/9/4

Temperature:24 °C

90.0 dBuV/m

Time: 下午 08:02:37

Humidity:60 %



Site : Chamber

Condition : FCC_part 15 RE-Class C_Above 1GHz_PK

Polarization: *Vertical*

EUT : W6M21708-17337

Power : 12 Vd.c.

M/N:

Distance: 3m

Test Mode : TX 2480MHz

Note :

Mk.	Frequency (MHz)	Reading (dBuV)	Detector	Corr. factor (dB/m)	Result (dBuV/m)	Limit (dBuV/m)	Ant.Pos (cm)	Tab.Pos (deg.)	Margin (dB)	Comment
-----	-----------------	----------------	----------	---------------------	-----------------	----------------	--------------	----------------	-------------	---------

*:Maximum data x:Over limit !:over margin



Address:6F.,No.58,Ln 188,Ruey Kuang Rd,Neihu,Taipei
 Tel:+886-2-6606-8877
 Fax:+886-2-6606-8875

Radiated Emission Measurement

Operator: sky

File :3

Data :#5

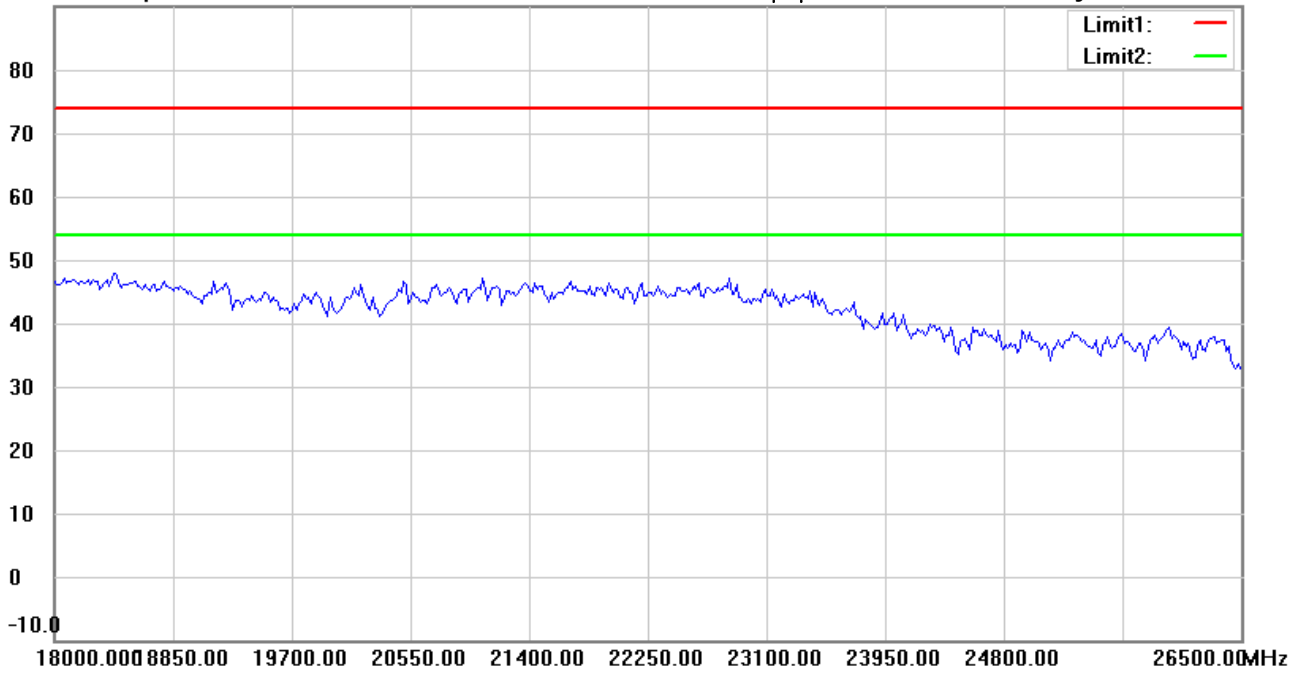
Date: 2017/9/4

Temperature:24 °C

90.0 dBuV/m

Time: 下午 07:59:41

Humidity:60 %



Site : Chamber

Condition : FCC_part 15 RE-Class C_Above 1GHz_PK

Polarization: *Horizontal*

EUT : W6M21708-17337

Power : 12 Vd.c.

M/N:

Distance: 3m

Test Mode : TX 2480MHz

Note :

Mk.	Frequency (MHz)	Reading (dBuV)	Detector	Corr. factor (dB/m)	Result (dBuV/m)	Limit (dBuV/m)	Ant.Pos (cm)	Tab.Pos (deg.)	Margin (dB)	Comment
-----	-----------------	----------------	----------	---------------------	-----------------	----------------	--------------	----------------	-------------	---------

*:Maximum data x:Over limit !:over margin



Address:6F.,No.58,Ln 188,Ruey Kuang Rd,Neihu,Taipei
 Tel:+886-2-6606-8877
 Fax:+886-2-6606-8875

Radiated Emission Measurement

Operator: sky

File :3

Data :#10

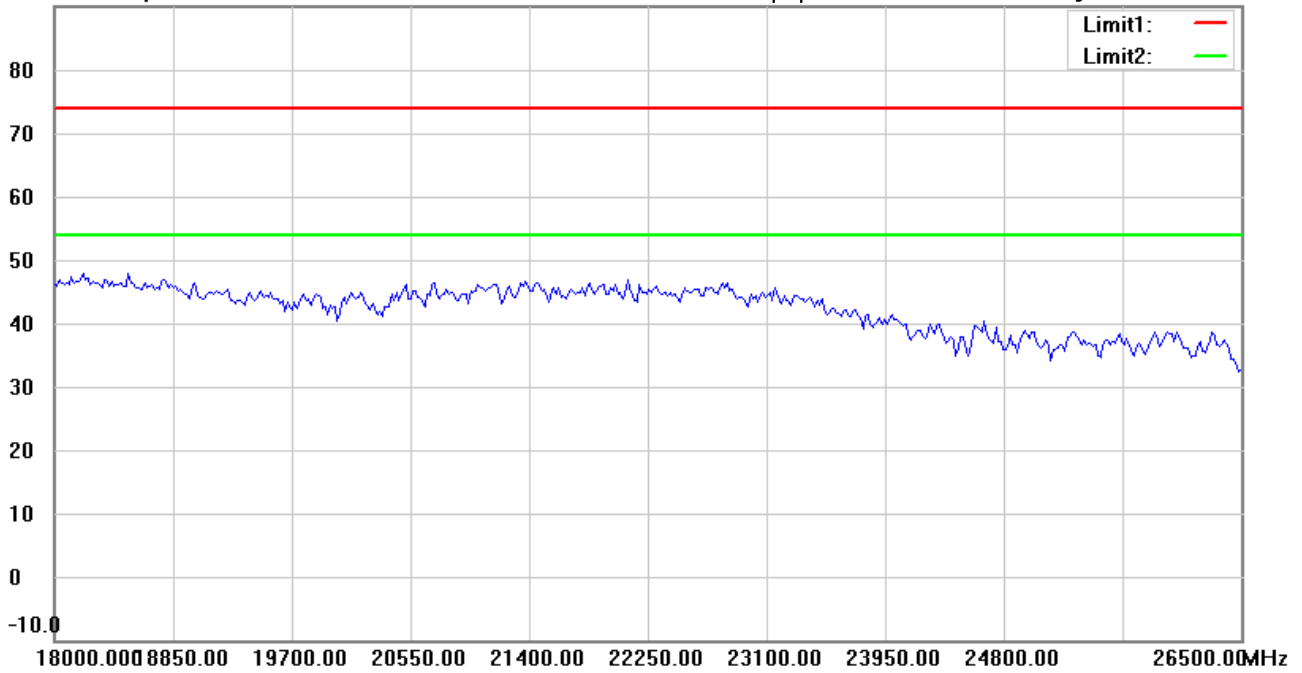
Date: 2017/9/4

Temperature:24 °C

90.0 dBuV/m

Time: 下午 08:02:46

Humidity:60 %



Site : Chamber

Condition : FCC_part 15 RE-Class C_Above 1GHz_PK

Polarization: *Vertical*

EUT : W6M21708-17337

Power : 12 Vd.c.

M/N:

Distance: 3m

Test Mode : TX 2480MHz

Note :

Mk.	Frequency (MHz)	Reading (dBuV)	Detector	Corr. factor (dB/m)	Result (dBuV/m)	Limit (dBuV/m)	Ant.Pos (cm)	Tab.Pos (deg.)	Margin (dB)	Comment
-----	-----------------	----------------	----------	---------------------	-----------------	----------------	--------------	----------------	-------------	---------

*:Maximum data x:Over limit !:over margin