

1. Photographs of Conducted Emissions Test Configuration

Mnode 1


Front view



Rear view



Side view



Mnode 2

Front view



Rear view




Side view




2. Photographs of Radiated Emissions Test Configuration

For radiated emissions 9kHz~30MHz

Front view




Rear view




For radiated emissions 30MHz~1GHz

Mode 1

Front view




Rear view




Mode 2

Front view




Rear view



For radiated emissions above 1GHz

Front view



Rear view

