

#01 Wimax2600_QPSK1-2_5M_Horizontal Up_0.5cm_Ch2_Ant0

DUT: 122523

Communication System: Wimax; Frequency: 2687.5 MHz; Duty Cycle: 1:3.24

Medium: MSL_2600_110411 Medium parameters used: $f = 2687.5$ MHz; $\sigma = 2.26$ mho/m; $\epsilon_r = 50.9$; $\rho = 1000$

kg/m³

Ambient Temperature : 22.4 ; Liquid Temperature : 21.3

DASY5 Configuration:

- Probe: EX3DV4 - SN3731; ConvF(6.85, 6.85, 6.85); Calibrated: 2010/9/20
- Sensor-Surface: 4mm (Mechanical Surface Detection)
- Electronics: DAE4 Sn778; Calibrated: 2010/10/22
- Phantom: ELI 4.0; Type: QDOVA001BA; Serial: 1029
- Measurement SW: DASY5, V5.0 Build 125; SEMCAD X Version 13.4 Build 125

Ch2/Area Scan (31x61x1): Measurement grid: dx=20mm, dy=20mm

Maximum value of SAR (interpolated) = 1.08 mW/g

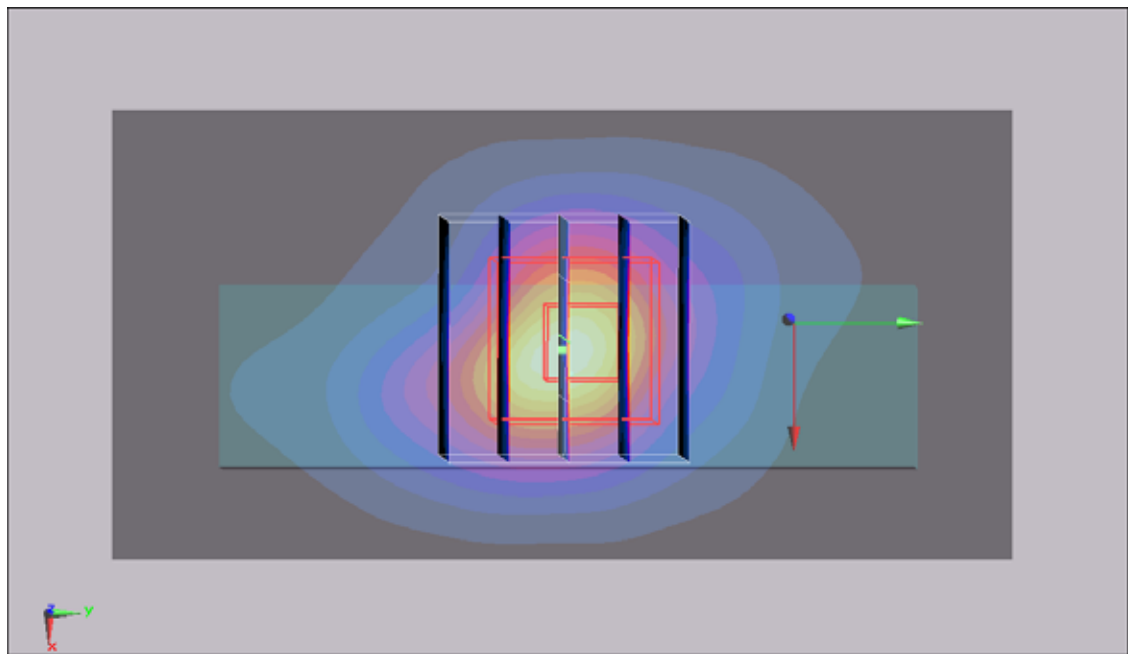
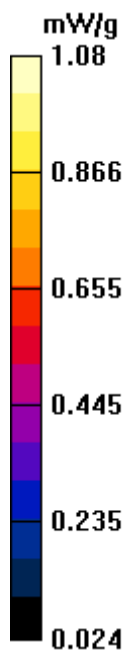
Ch2/Zoom Scan (5x5x7)/Cube 0: Measurement grid: dx=8mm, dy=8mm, dz=5mm

Reference Value = 6.96 V/m; Power Drift = -0.166 dB

Peak SAR (extrapolated) = 2.3 W/kg

SAR(1 g) = 1.06 mW/g; SAR(10 g) = 0.522 mW/g

Maximum value of SAR (measured) = 1.17 mW/g



#02 Wimax2600_QPSK1-2_5M_Horizontal Down_0.5cm_Ch2_Ant0

DUT: 122523

Communication System: Wimax; Frequency: 2687.5 MHz; Duty Cycle: 1:3.24

Medium: MSL_2600_110411 Medium parameters used: $f = 2687.5$ MHz; $\sigma = 2.26$ mho/m; $\epsilon_r = 50.9$; $\rho = 1000$

kg/m³

Ambient Temperature : 22.4 ; Liquid Temperature : 21.3

DASY5 Configuration:

- Probe: EX3DV4 - SN3731; ConvF(6.85, 6.85, 6.85); Calibrated: 2010/9/20
- Sensor-Surface: 4mm (Mechanical Surface Detection)
- Electronics: DAE4 Sn778; Calibrated: 2010/10/22
- Phantom: ELI 4.0; Type: QDOVA001BA; Serial: 1029
- Measurement SW: DASY5, V5.0 Build 125; SEMCAD X Version 13.4 Build 125

Ch2/Area Scan (31x61x1): Measurement grid: dx=20mm, dy=20mm

Maximum value of SAR (interpolated) = 0.934 mW/g

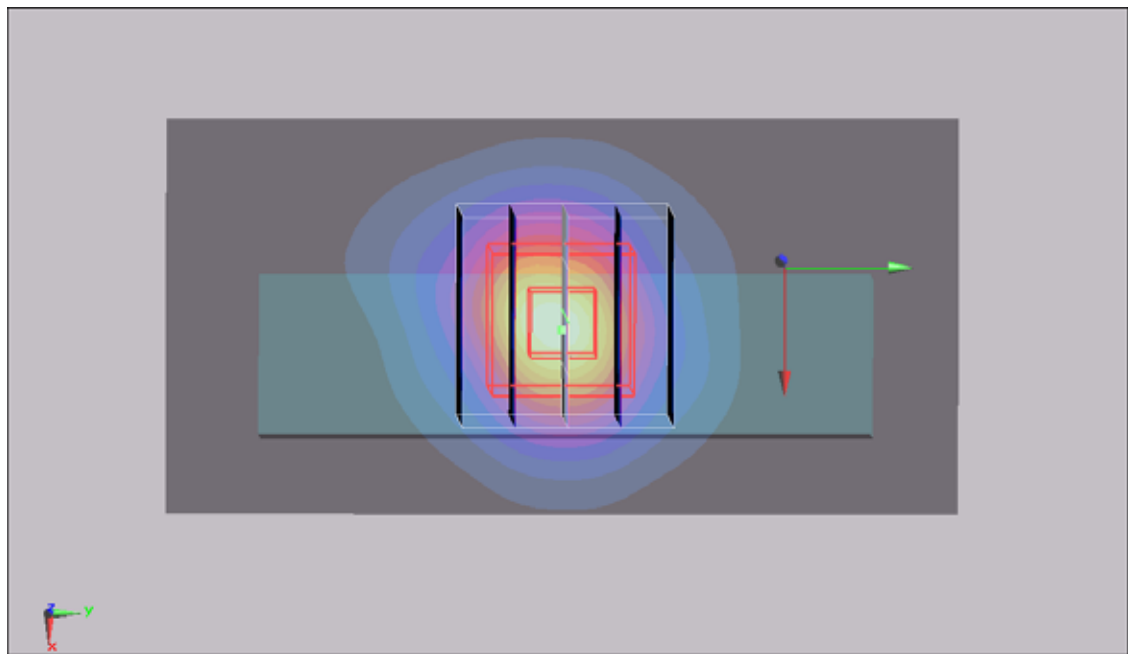
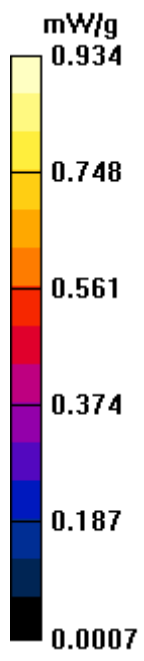
Ch2/Zoom Scan (5x5x7)/Cube 0: Measurement grid: dx=8mm, dy=8mm, dz=5mm

Reference Value = 2.22 V/m; Power Drift = 0.146 dB

Peak SAR (extrapolated) = 1.79 W/kg

SAR(1 g) = 0.866 mW/g; SAR(10 g) = 0.400 mW/g

Maximum value of SAR (measured) = 0.975 mW/g



#03 Wimax2600_QPSK1-2_5M_Vertical Front_0.5cm_Ch2_Ant0

DUT: 122523

Communication System: Wimax; Frequency: 2687.5 MHz; Duty Cycle: 1:3.24

Medium: MSL_2600_110411 Medium parameters used: $f = 2687.5$ MHz; $\sigma = 2.26$ mho/m; $\epsilon_r = 50.9$; $\rho = 1000$

kg/m³

Ambient Temperature : 22.5 ; Liquid Temperature : 21.3

DASY5 Configuration:

- Probe: EX3DV4 - SN3731; ConvF(6.85, 6.85, 6.85); Calibrated: 2010/9/20
- Sensor-Surface: 4mm (Mechanical Surface Detection)
- Electronics: DAE4 Sn778; Calibrated: 2010/10/22
- Phantom: ELI 4.0; Type: QDOVA001BA; Serial: 1029
- Measurement SW: DASY5, V5.0 Build 125; SEMCAD X Version 13.4 Build 125

Ch2/Area Scan (31x61x1): Measurement grid: dx=20mm, dy=20mm

Maximum value of SAR (interpolated) = 0.721 mW/g

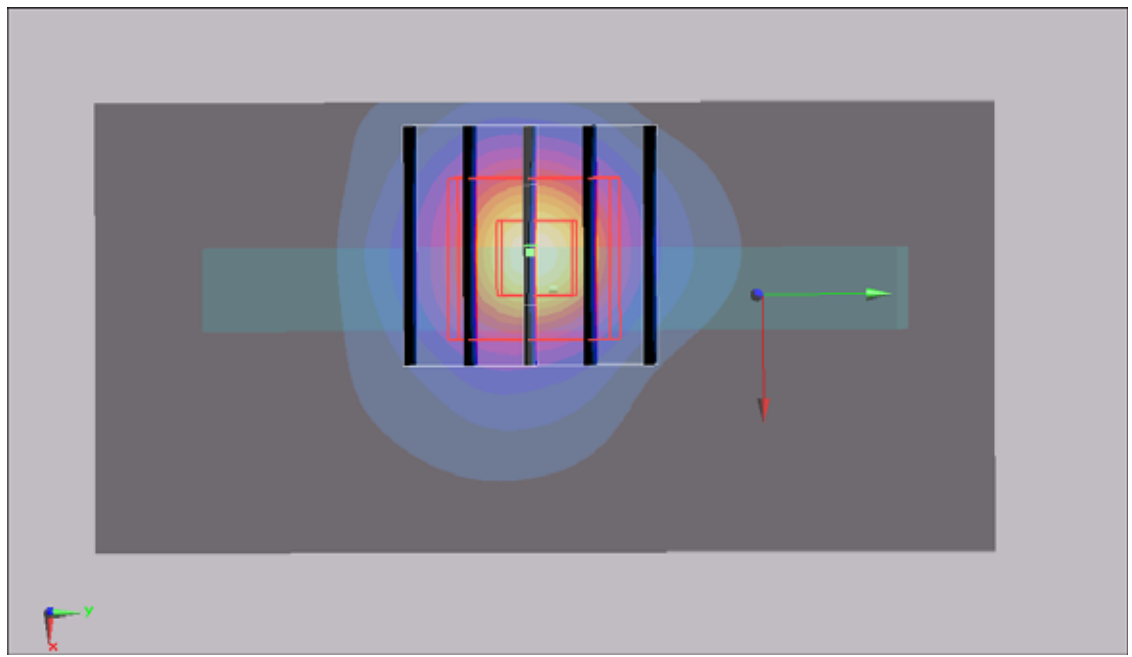
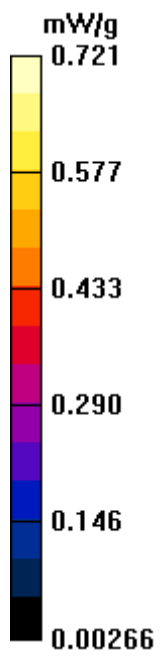
Ch2/Zoom Scan (5x5x7)/Cube 0: Measurement grid: dx=8mm, dy=8mm, dz=5mm

Reference Value = 2.38 V/m; Power Drift = 0.129 dB

Peak SAR (extrapolated) = 1.4 W/kg

SAR(1 g) = 0.630 mW/g; SAR(10 g) = 0.278 mW/g

Maximum value of SAR (measured) = 0.701 mW/g



#04 Wimax2600_QPSK1-2_5M_Vertical Back_0.5cm_Ch2_Ant0

DUT: 122523

Communication System: Wimax; Frequency: 2687.5 MHz; Duty Cycle: 1:3.24

Medium: MSL_2600_110411 Medium parameters used: $f = 2687.5$ MHz; $\sigma = 2.26$ mho/m; $\epsilon_r = 50.9$; $\rho = 1000$

kg/m³

Ambient Temperature : 22.5 ; Liquid Temperature : 21.3

DASY5 Configuration:

- Probe: EX3DV4 - SN3731; ConvF(6.85, 6.85, 6.85); Calibrated: 2010/9/20
- Sensor-Surface: 4mm (Mechanical Surface Detection)
- Electronics: DAE4 Sn778; Calibrated: 2010/10/22
- Phantom: ELI 4.0; Type: QDOVA001BA; Serial: 1029
- Measurement SW: DASY5, V5.0 Build 125; SEMCAD X Version 13.4 Build 125

Ch2/Area Scan (31x61x1): Measurement grid: dx=20mm, dy=20mm

Maximum value of SAR (interpolated) = 0.775 mW/g

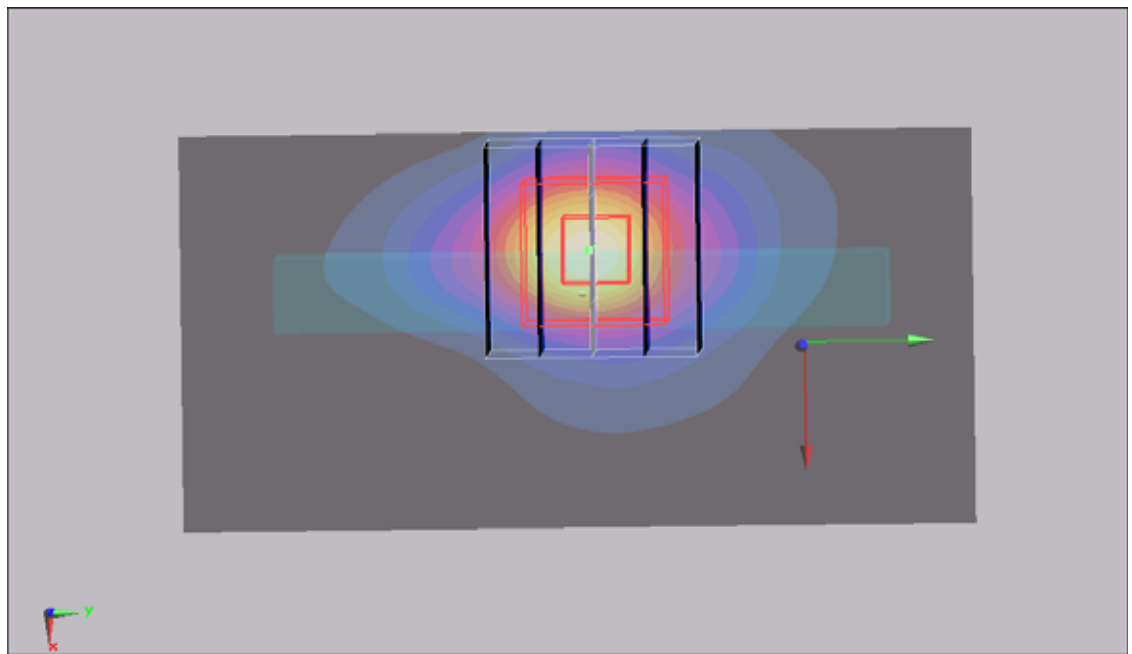
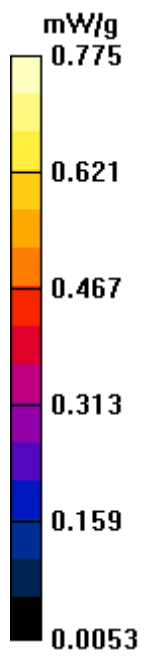
Ch2/Zoom Scan (5x5x7)/Cube 0: Measurement grid: dx=8mm, dy=8mm, dz=5mm

Reference Value = 4 V/m; Power Drift = 0.164 dB

Peak SAR (extrapolated) = 1.63 W/kg

SAR(1 g) = 0.734 mW/g; SAR(10 g) = 0.329 mW/g

Maximum value of SAR (measured) = 0.825 mW/g



#05 Wimax2600_QPSK1-2_5M_Tip Mode_0.5cm_Ch2_Ant0

DUT: 122523

Communication System: Wimax; Frequency: 2687.5 MHz; Duty Cycle: 1:3.24

Medium: MSL_2600_110411 Medium parameters used: $f = 2687.5$ MHz; $\sigma = 2.26$ mho/m; $\epsilon_r = 50.9$; $\rho = 1000$

kg/m³

Ambient Temperature : 22.5 ; Liquid Temperature : 21.3

DASY5 Configuration:

- Probe: EX3DV4 - SN3731; ConvF(6.85, 6.85, 6.85); Calibrated: 2010/9/20
- Sensor-Surface: 4mm (Mechanical Surface Detection)
- Electronics: DAE4 Sn778; Calibrated: 2010/10/22
- Phantom: ELI 4.0; Type: QDOVA001BA; Serial: 1029
- Measurement SW: DASY5, V5.0 Build 125; SEMCAD X Version 13.4 Build 125

Ch2/Area Scan (51x51x1): Measurement grid: dx=20mm, dy=20mm

Maximum value of SAR (interpolated) = 0.018 mW/g

Ch2/Zoom Scan (5x5x7)/Cube 1: Measurement grid: dx=8mm, dy=8mm, dz=5mm

Reference Value = 3.13 V/m; Power Drift = -0.12 dB

Peak SAR (extrapolated) = 0.041 W/kg

SAR(1 g) = 0.020 mW/g; SAR(10 g) = 0.00451 mW/g

Maximum value of SAR (measured) = 0.015 mW/g

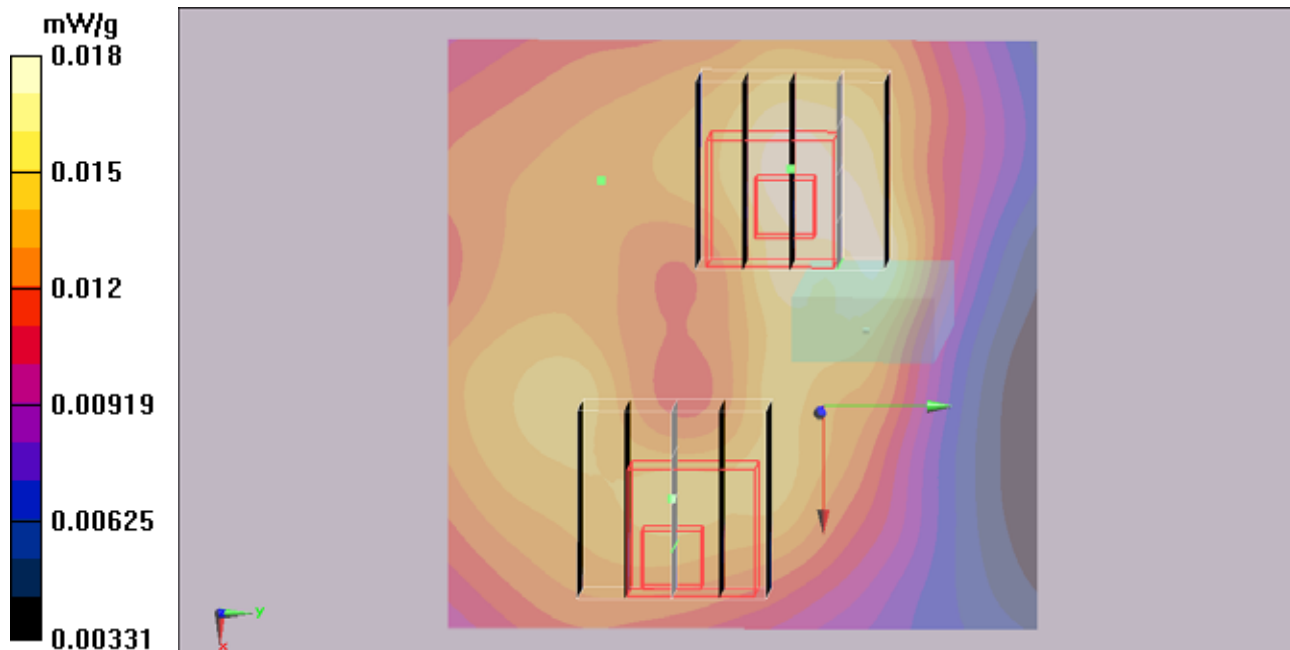
Ch2/Zoom Scan (5x5x7)/Cube 0: Measurement grid: dx=8mm, dy=8mm, dz=5mm

Reference Value = 3.13 V/m; Power Drift = -0.12 dB

Peak SAR (extrapolated) = 0.026 W/kg

SAR(1 g) = 0.016 mW/g; SAR(10 g) = 0.00813 mW/g

Maximum value of SAR (measured) = 0.021 mW/g



#06 Wimax2600_QPSK1-2_5M_Horizontal Up_0.5cm_Ch2_Ant1

DUT: 122523

Communication System: Wimax; Frequency: 2687.5 MHz; Duty Cycle: 1:3.24

Medium: MSL_2600_110411 Medium parameters used: $f = 2687.5$ MHz; $\sigma = 2.26$ mho/m; $\epsilon_r = 50.9$; $\rho = 1000$

kg/m³

Ambient Temperature : 22.4 ; Liquid Temperature : 21.3

DASY5 Configuration:

- Probe: EX3DV4 - SN3731; ConvF(6.85, 6.85, 6.85); Calibrated: 2010/9/20
- Sensor-Surface: 4mm (Mechanical Surface Detection)
- Electronics: DAE4 Sn778; Calibrated: 2010/10/22
- Phantom: ELI 4.0; Type: QDOVA001BA; Serial: 1029
- Measurement SW: DASY5, V5.0 Build 125; SEMCAD X Version 13.4 Build 125

Ch2/Area Scan (31x61x1): Measurement grid: dx=20mm, dy=20mm

Maximum value of SAR (interpolated) = 1.04 mW/g

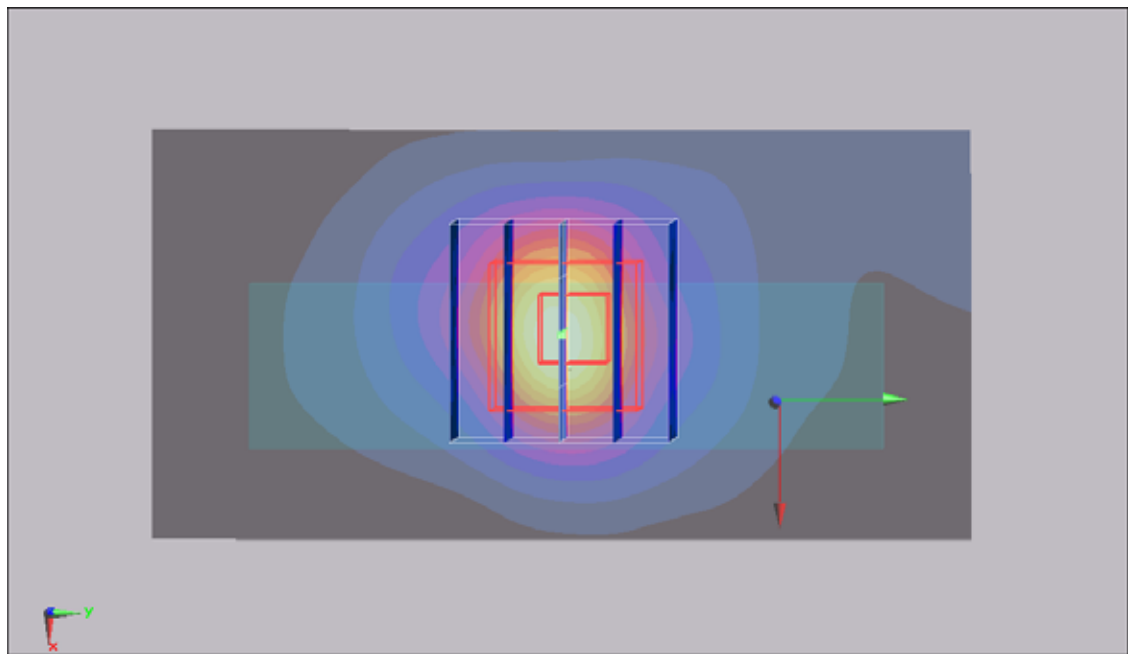
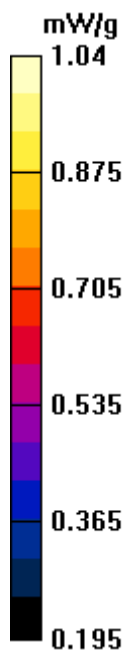
Ch2/Zoom Scan (5x5x7)/Cube 0: Measurement grid: dx=8mm, dy=8mm, dz=5mm

Reference Value = 11 V/m; Power Drift = -0.150 dB

Peak SAR (extrapolated) = 2.11 W/kg

SAR(1 g) = 1.11 mW/g; SAR(10 g) = 0.646 mW/g

Maximum value of SAR (measured) = 1.21 mW/g



#07 Wimax2600_QPSK1-2_5M_Horizontal Down_0.5cm_Ch2_Ant1

DUT: 122523

Communication System: Wimax; Frequency: 2687.5 MHz; Duty Cycle: 1:3.24

Medium: MSL_2600_110411 Medium parameters used: $f = 2687.5$ MHz; $\sigma = 2.26$ mho/m; $\epsilon_r = 50.9$; $\rho = 1000$

kg/m³

Ambient Temperature : 22.5 ; Liquid Temperature : 21.3

DASY5 Configuration:

- Probe: EX3DV4 - SN3731; ConvF(6.85, 6.85, 6.85); Calibrated: 2010/9/20
- Sensor-Surface: 4mm (Mechanical Surface Detection)
- Electronics: DAE4 Sn778; Calibrated: 2010/10/22
- Phantom: ELI 4.0; Type: QDOVA001BA; Serial: 1029
- Measurement SW: DASY5, V5.0 Build 125; SEMCAD X Version 13.4 Build 125

Ch2/Area Scan (31x61x1): Measurement grid: dx=20mm, dy=20mm

Maximum value of SAR (interpolated) = 0.981 mW/g

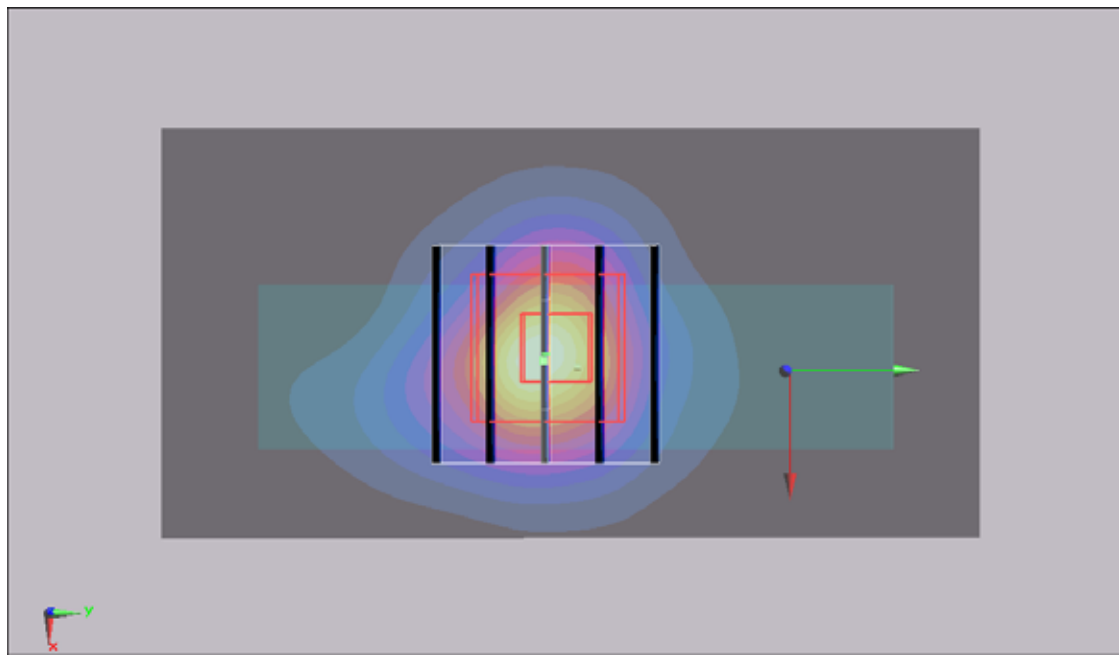
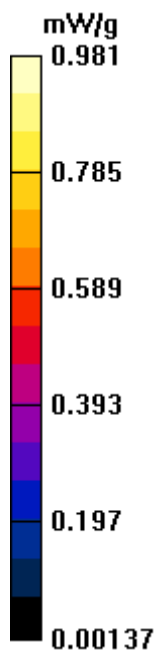
Ch2/Zoom Scan (5x5x7)/Cube 0: Measurement grid: dx=8mm, dy=8mm, dz=5mm

Reference Value = 2.81 V/m; Power Drift = 0.033 dB

Peak SAR (extrapolated) = 1.86 W/kg

SAR(1 g) = 0.880 mW/g; SAR(10 g) = 0.404 mW/g

Maximum value of SAR (measured) = 0.966 mW/g



#08 Wimax2600_QPSK1-2_5M_Vertical Front_0.5cm_Ch2_Ant1

DUT: 122523

Communication System: Wimax; Frequency: 2687.5 MHz; Duty Cycle: 1:3.24

Medium: MSL_2600_110411 Medium parameters used: $f = 2687.5$ MHz; $\sigma = 2.26$ mho/m; $\epsilon_r = 50.9$; $\rho = 1000$

kg/m³

Ambient Temperature : 22.5 ; Liquid Temperature : 21.3

DASY5 Configuration3

- Probe: EX3DV4 - SN3731; ConvF(6.85, 6.85, 6.85); Calibrated: 2010/9/20

- Sensor-Surface: 4mm (Mechanical Surface Detection)

- Electronics: DAE4 Sn778; Calibrated: 2010/10/22

- Phantom: ELI 4.0; Type: QDOVA001BA; Serial: 1029

- Measurement SW: DASY5, V5.0 Build 125; SEMCAD X Version 13.4 Build 125

Ch2/Area Scan (31x61x1): Measurement grid: dx=20mm, dy=20mm

Maximum value of SAR (interpolated) = 0.854 mW/g

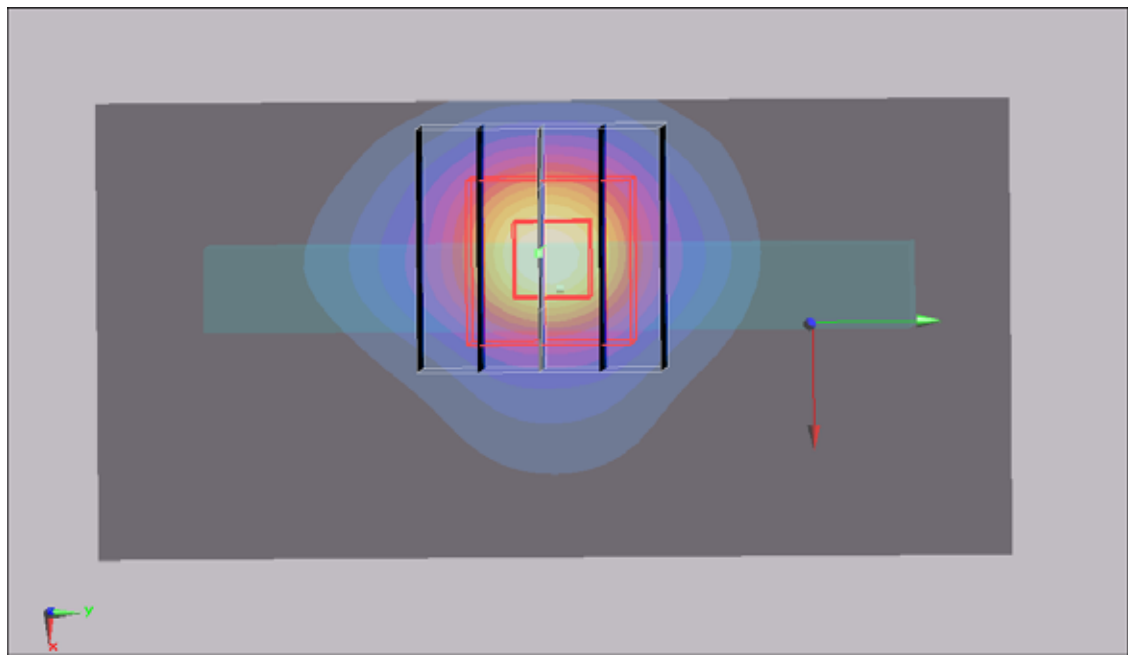
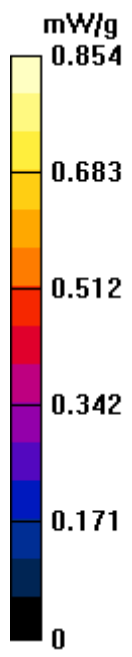
Ch2/Zoom Scan (5x5x7)/Cube 0: Measurement grid: dx=8mm, dy=8mm, dz=5mm

Reference Value = 1.61 V/m; Power Drift = -0.165 dB

Peak SAR (extrapolated) = 1.75 W/kg

SAR(1 g) = 0.789 mW/g; SAR(10 g) = 0.348 mW/g

Maximum value of SAR (measured) = 0.880 mW/g



#09 Wimax2600_QPSK1-2_5M_Vertical Back_0.5cm_Ch2_Ant1

DUT: 122523

Communication System: Wimax; Frequency: 2687.5 MHz; Duty Cycle: 1:3.24

Medium: MSL_2600_110411 Medium parameters used: $f = 2687.5$ MHz; $\sigma = 2.26$ mho/m; $\epsilon_r = 50.9$; $\rho = 1000$

kg/m³

Ambient Temperature : 22.4 ; Liquid Temperature : 21.3

DASY5 Configuration:

- Probe: EX3DV4 - SN3731; ConvF(6.85, 6.85, 6.85); Calibrated: 2010/9/20
- Sensor-Surface: 4mm (Mechanical Surface Detection)
- Electronics: DAE4 Sn778; Calibrated: 2010/10/22
- Phantom: ELI 4.0; Type: QDOVA001BA; Serial: 1029
- Measurement SW: DASY5, V5.0 Build 125; SEMCAD X Version 13.4 Build 125

Ch2/Area Scan (31x61x1): Measurement grid: dx=20mm, dy=20mm

Maximum value of SAR (interpolated) = 0.504 mW/g

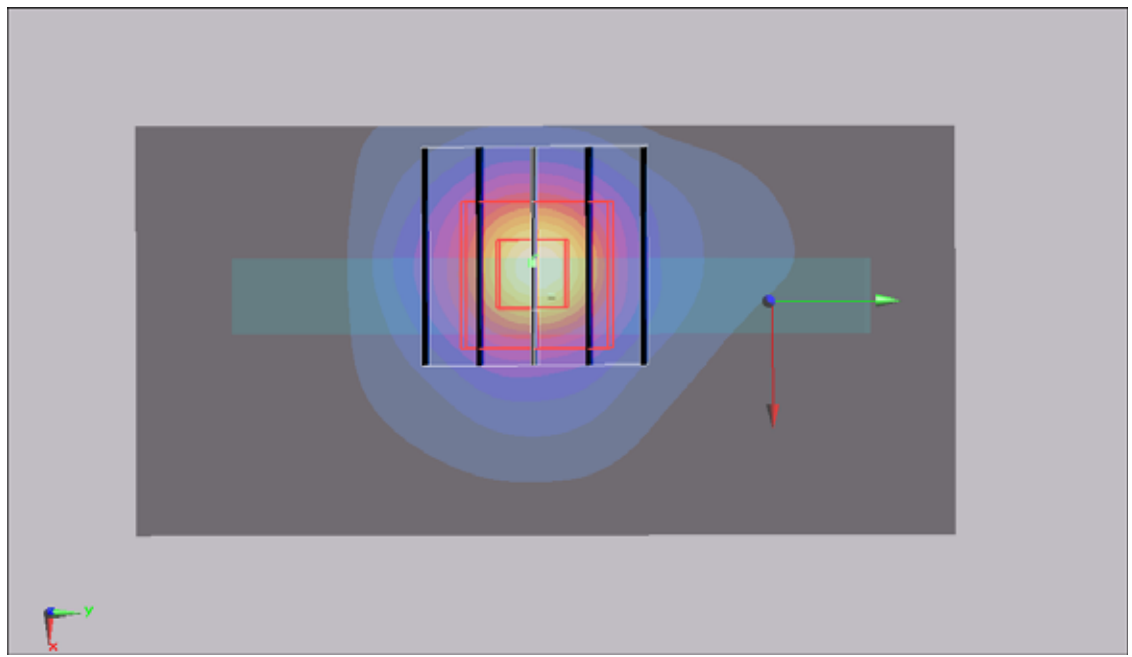
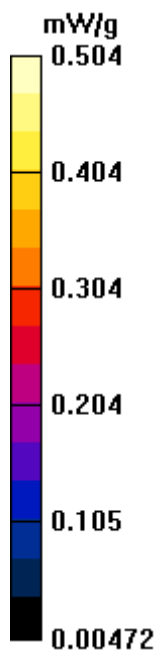
Ch2/Zoom Scan (5x5x7)/Cube 0: Measurement grid: dx=8mm, dy=8mm, dz=5mm

Reference Value = 3.6 V/m; Power Drift = -0.069 dB

Peak SAR (extrapolated) = 1.07 W/kg

SAR(1 g) = 0.474 mW/g; SAR(10 g) = 0.210 mW/g

Maximum value of SAR (measured) = 0.517 mW/g



#10 Wimax2600_QPSK1-2_5M_Tip Mode_0.5cm_Ch2_Ant1

DUT: 122523

Communication System: Wimax; Frequency: 2687.5 MHz; Duty Cycle: 1:3.24

Medium: MSL_2600_110411 Medium parameters used: $f = 2687.5$ MHz; $\sigma = 2.26$ mho/m; $\epsilon_r = 50.9$; $\rho = 1000$

kg/m³

Ambient Temperature : 22.4 ; Liquid Temperature : 21.3

DASY5 Configuration:

- Probe: EX3DV4 - SN3731; ConvF(6.85, 6.85, 6.85); Calibrated: 2010/9/20
- Sensor-Surface: 4mm (Mechanical Surface Detection)
- Electronics: DAE4 Sn778; Calibrated: 2010/10/22
- Phantom: ELI 4.0; Type: QDOVA001BA; Serial: 1029
- Measurement SW: DASY5, V5.0 Build 125; SEMCAD X Version 13.4 Build 125

Ch2/Area Scan (61x51x1): Measurement grid: dx=20mm, dy=20mm

Maximum value of SAR (interpolated) = 0.018 mW/g

Ch2/Zoom Scan (5x5x7)/Cube 0: Measurement grid: dx=8mm, dy=8mm, dz=5mm

Reference Value = 2.79 V/m; Power Drift = 0.041 dB

Peak SAR (extrapolated) = 0.046 W/kg

SAR(1 g) = 0.016 mW/g; SAR(10 g) = 0.00922 mW/g

Maximum value of SAR (measured) = 0.018 mW/g


Ch2/Zoom Scan (5x5x7)/Cube 1: Measurement grid: dx=8mm, dy=8mm, dz=5mm

Reference Value = 2.79 V/m; Power Drift = 0.041 dB

Peak SAR (extrapolated) = 0.027 W/kg

SAR(1 g) = 0.014 mW/g; SAR(10 g) = 0.00787 mW/g

Maximum value of SAR (measured) = 0.015 mW/g



#31 Wimax2600_QPSK1-2_5M_Horizontal Up_0.5cm_Ch1_Ant0

DUT: 122523

Communication System: Wimax; Frequency: 2593 MHz; Duty Cycle: 1:3.24

Medium: MSL_2600_110411 Medium parameters used: $f = 2593$ MHz; $\sigma = 2.2$ mho/m; $\epsilon_r = 51.1$; $\rho = 1000$

kg/m³

Ambient Temperature : 22.4 ; Liquid Temperature : 21.3

DASY5 Configuration:

- Probe: EX3DV4 - SN3731; ConvF(6.85, 6.85, 6.85); Calibrated: 2010/9/20

- Sensor-Surface: 4mm (Mechanical Surface Detection)

- Electronics: DAE4 Sn778; Calibrated: 2010/10/22

- Phantom: ELI 4.0; Type: QDOVA001BA; Serial: 1029

- Measurement SW: DASY5, V5.0 Build 125; SEMCAD X Version 13.4 Build 125

Ch1/Area Scan (31x61x1): Measurement grid: dx=20mm, dy=20mm

Maximum value of SAR (interpolated) = 0.987 mW/g

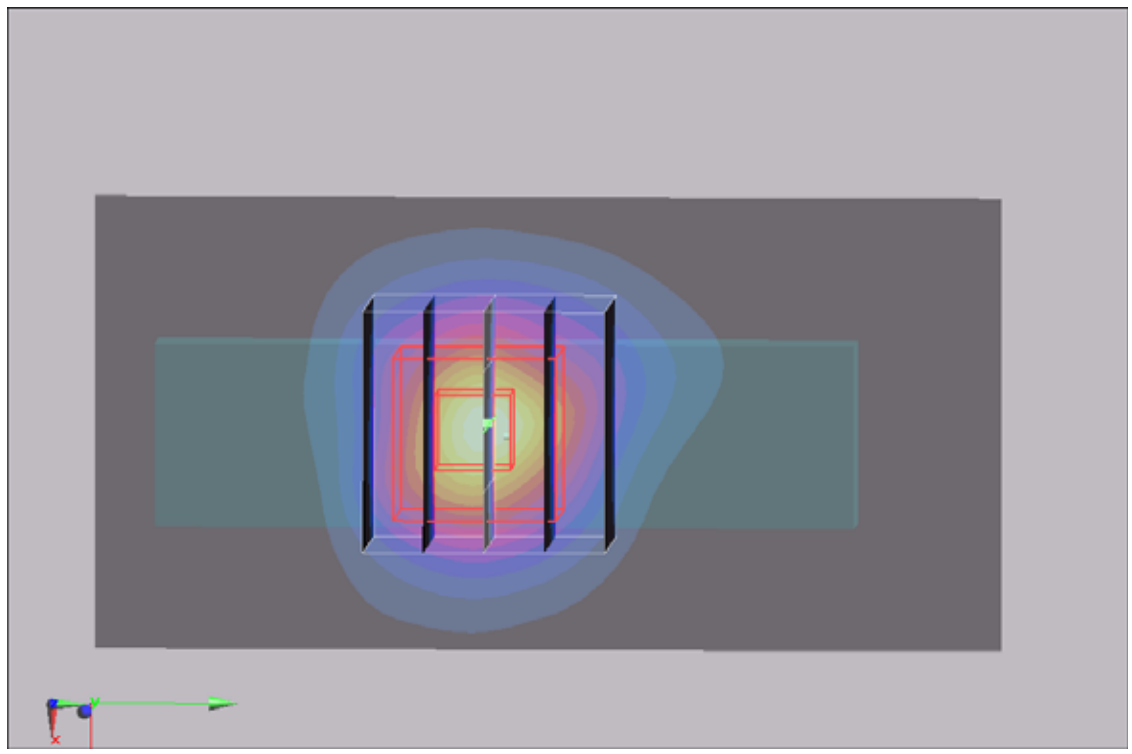
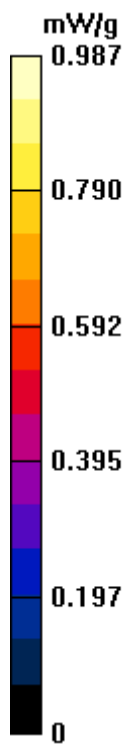
Ch1/Zoom Scan (5x5x7)/Cube 0: Measurement grid: dx=8mm, dy=8mm, dz=5mm

Reference Value = 4.21 V/m; Power Drift = 0.127 dB

Peak SAR (extrapolated) = 1.59 W/kg

SAR(1 g) = 0.791 mW/g; SAR(10 g) = 0.373 mW/g

Maximum value of SAR (measured) = 0.850 mW/g



#33 Wimax2600_16QAM1-2_5M_Horizontal Up_0.5cm_Ch0_Ant0

DUT: 122523

Communication System: Wimax; Frequency: 2498.5 MHz; Duty Cycle: 1:3.24

Medium: MSL_2450_110411 Medium parameters used: $f = 2498.5$ MHz; $\sigma = 2.04$ mho/m; $\epsilon_r = 53.8$; $\rho = 1000$

kg/m³

Ambient Temperature : 22.5 ; Liquid Temperature : 21.4

DASY5 Configuration:

- Probe: ET3DV6 - SN1787; ConvF(4.03, 4.03, 4.03); Calibrated: 2010/5/18
- Sensor-Surface: 4mm (Mechanical Surface Detection)
- Electronics: DAE4 Sn778; Calibrated: 2010/10/22
- Phantom: ELI 4.0; Type: QDOVA001BA; Serial: 1029
- Measurement SW: DASY5, V5.0 Build 125; SEMCAD X Version 13.4 Build 125

Ch0/Area Scan (31x61x1): Measurement grid: dx=20mm, dy=20mm

Maximum value of SAR (interpolated) = 0.986 mW/g

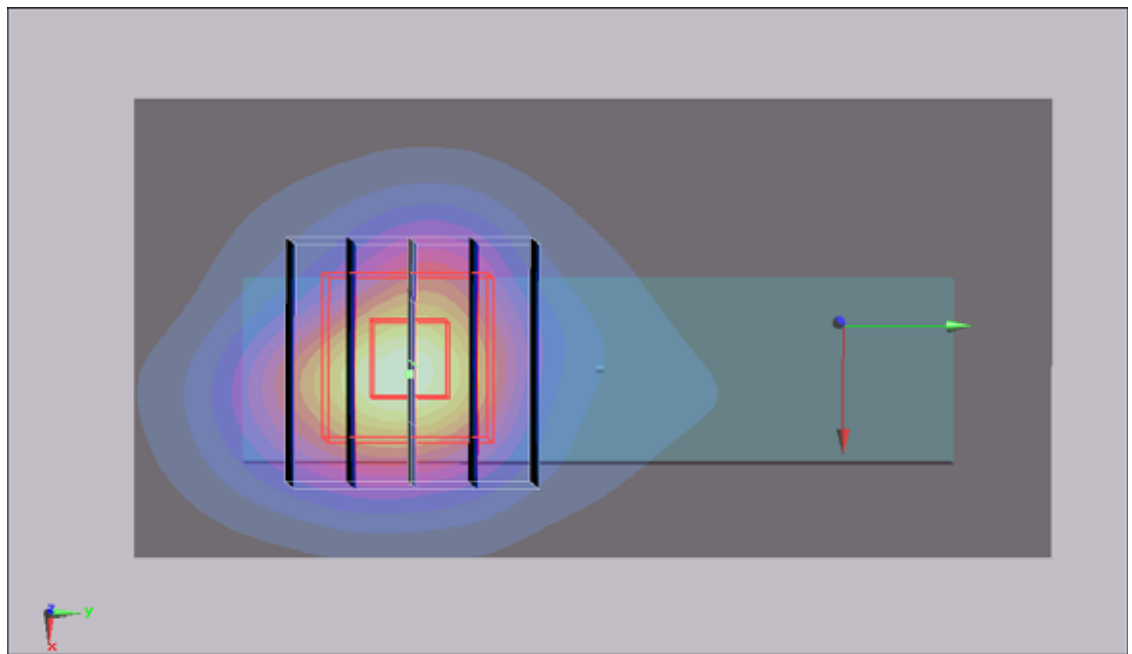
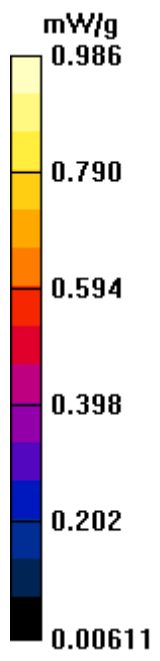
Ch0/Zoom Scan (5x5x7)/Cube 0: Measurement grid: dx=8mm, dy=8mm, dz=5mm

Reference Value = 2.29 V/m; Power Drift = 0.153 dB

Peak SAR (extrapolated) = 2.29 W/kg

SAR(1 g) = 0.959 mW/g; SAR(10 g) = 0.459 mW/g

Maximum value of SAR (measured) = 1.02 mW/g



#32 Wimax2600_QPSK1-2_5M_Horizontal Up_0.5cm_Ch1_Ant1

DUT: 122523

Communication System: Wimax; Frequency: 2593 MHz; Duty Cycle: 1:3.24

Medium: MSL_2600_110411 Medium parameters used: $f = 2593$ MHz; $\sigma = 2.2$ mho/m; $\epsilon_r = 51.1$; $\rho = 1000$

kg/m³

Ambient Temperature : 22.4 ; Liquid Temperature : 21.3

DASY5 Configuration:

- Probe: EX3DV4 - SN3731; ConvF(6.85, 6.85, 6.85); Calibrated: 2010/9/20
- Sensor-Surface: 4mm (Mechanical Surface Detection)
- Electronics: DAE4 Sn778; Calibrated: 2010/10/22
- Phantom: ELI 4.0; Type: QDOVA001BA; Serial: 1029
- Measurement SW: DASY5, V5.0 Build 125; SEMCAD X Version 13.4 Build 125

Ch1/Area Scan (31x61x1): Measurement grid: dx=20mm, dy=20mm

Maximum value of SAR (interpolated) = 0.859 mW/g

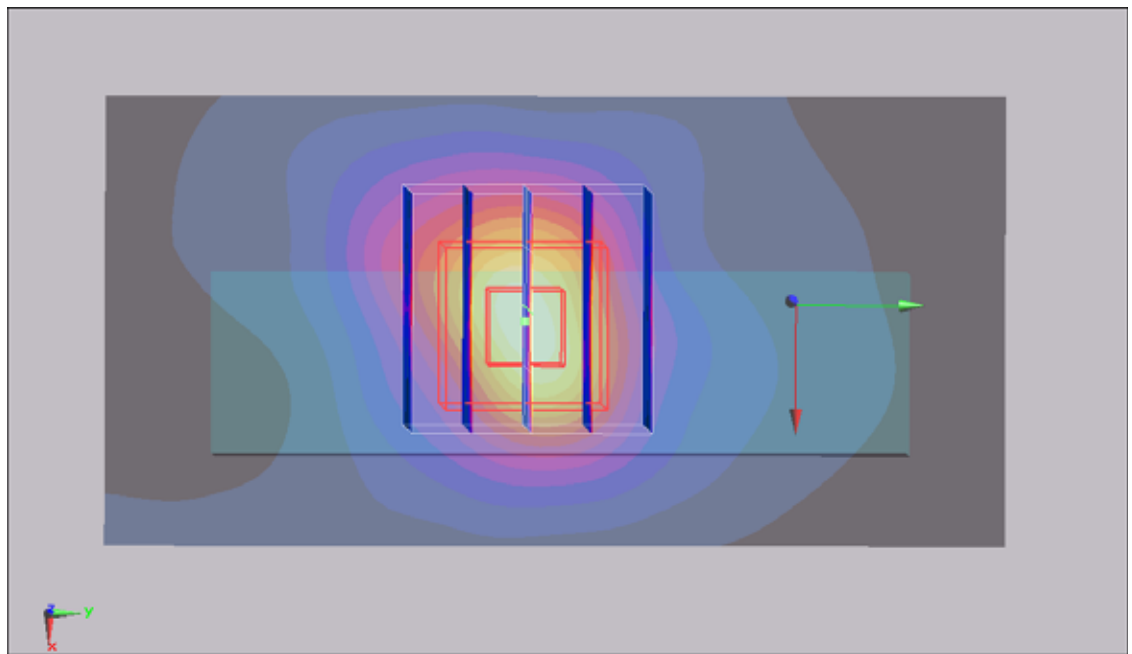
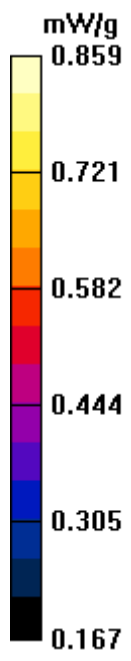
Ch1/Zoom Scan (5x5x7)/Cube 0: Measurement grid: dx=8mm, dy=8mm, dz=5mm

Reference Value = 11.6 V/m; Power Drift = -0.133 dB

Peak SAR (extrapolated) = 2.08 W/kg

SAR(1 g) = 1.02 mW/g; SAR(10 g) = 0.601 mW/g

Maximum value of SAR (measured) = 1.04 mW/g



#34 Wimax2600_QPSK1-2_5M_Horizontal Up_0.5cm_Ch0_Ant1

DUT: 122523

Communication System: Wimax; Frequency: 2498.5 MHz; Duty Cycle: 1:3.24

Medium: MSL_2450_110411 Medium parameters used: $f = 2498.5$ MHz; $\sigma = 2.04$ mho/m; $\epsilon_r = 53.8$; $\rho = 1000$

kg/m³

Ambient Temperature : 22.5 ; Liquid Temperature : 21.4

DASY5 Configuration:

- Probe: ET3DV6 - SN1787; ConvF(4.03, 4.03, 4.03); Calibrated: 2010/5/18
- Sensor-Surface: 4mm (Mechanical Surface Detection)
- Electronics: DAE4 Sn778; Calibrated: 2010/10/22
- Phantom: ELI 4.0; Type: QDOVA001BA; Serial: 1029
- Measurement SW: DASY5, V5.0 Build 125; SEMCAD X Version 13.4 Build 125

Ch0/Area Scan (31x61x1): Measurement grid: dx=20mm, dy=20mm

Maximum value of SAR (interpolated) = 1.29 mW/g

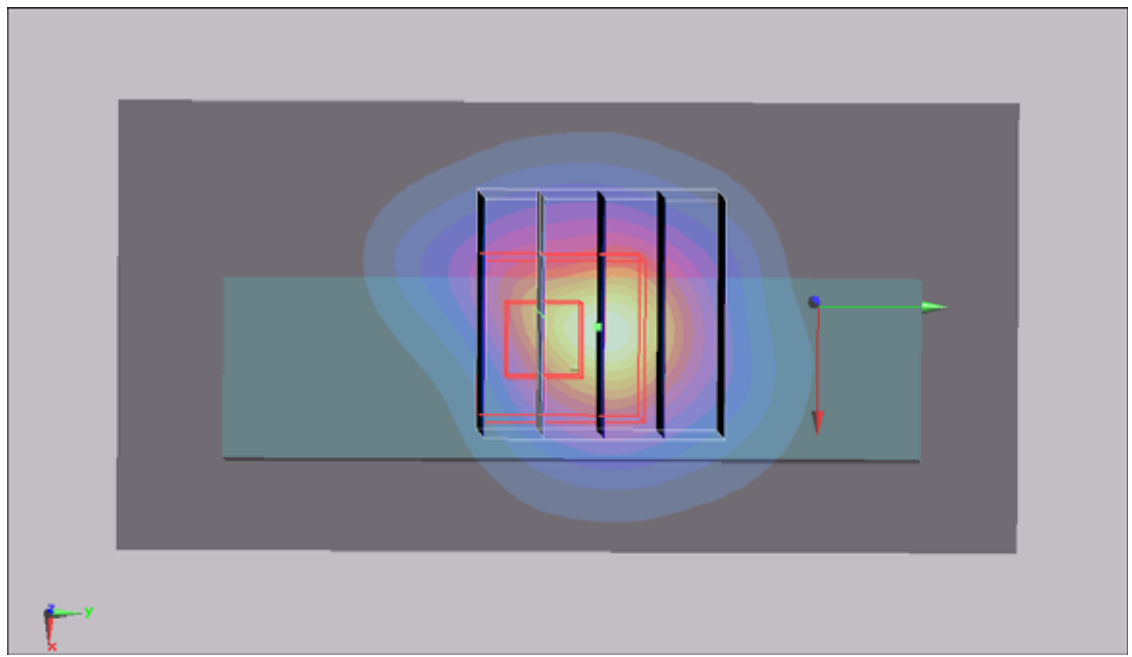
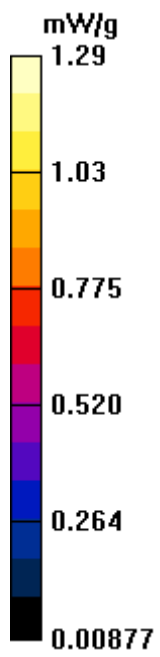
Ch0/Zoom Scan (5x5x7)/Cube 0: Measurement grid: dx=8mm, dy=8mm, dz=5mm

Reference Value = 5.65 V/m; Power Drift = -0.174 dB

Peak SAR (extrapolated) = 2.22 W/kg

SAR(1 g) = 0.915 mW/g; SAR(10 g) = 0.433 mW/g

Maximum value of SAR (measured) = 0.943 mW/g



#34 Wimax2600_QPSK1-2_5M_Horizontal Up_0.5cm_Ch0_Ant1_2D

DUT: 122523

Communication System: Wimax; Frequency: 2498.5 MHz; Duty Cycle: 1:3.24

Medium: MSL_2450_110411 Medium parameters used: $f = 2498.5$ MHz; $\sigma = 2.04$ mho/m; $\epsilon_r = 53.8$; $\rho = 1000$ kg/m³

Ambient Temperature : 22.5 ; Liquid Temperature : 21.4

DASY5 Configuration:

- Probe: ET3DV6 - SN1787; ConvF(4.03, 4.03, 4.03); Calibrated: 2010/5/18
- Sensor-Surface: 4mm (Mechanical Surface Detection)
- Electronics: DAE4 Sn778; Calibrated: 2010/10/22
- Phantom: ELI 4.0; Type: QDOVA001BA; Serial: 1029
- Measurement SW: DASY5, V5.0 Build 125; SEMCAD X Version 13.4 Build 125

Ch0/Area Scan (31x61x1): Measurement grid: dx=20mm, dy=20mm

Maximum value of SAR (interpolated) = 1.29 mW/g

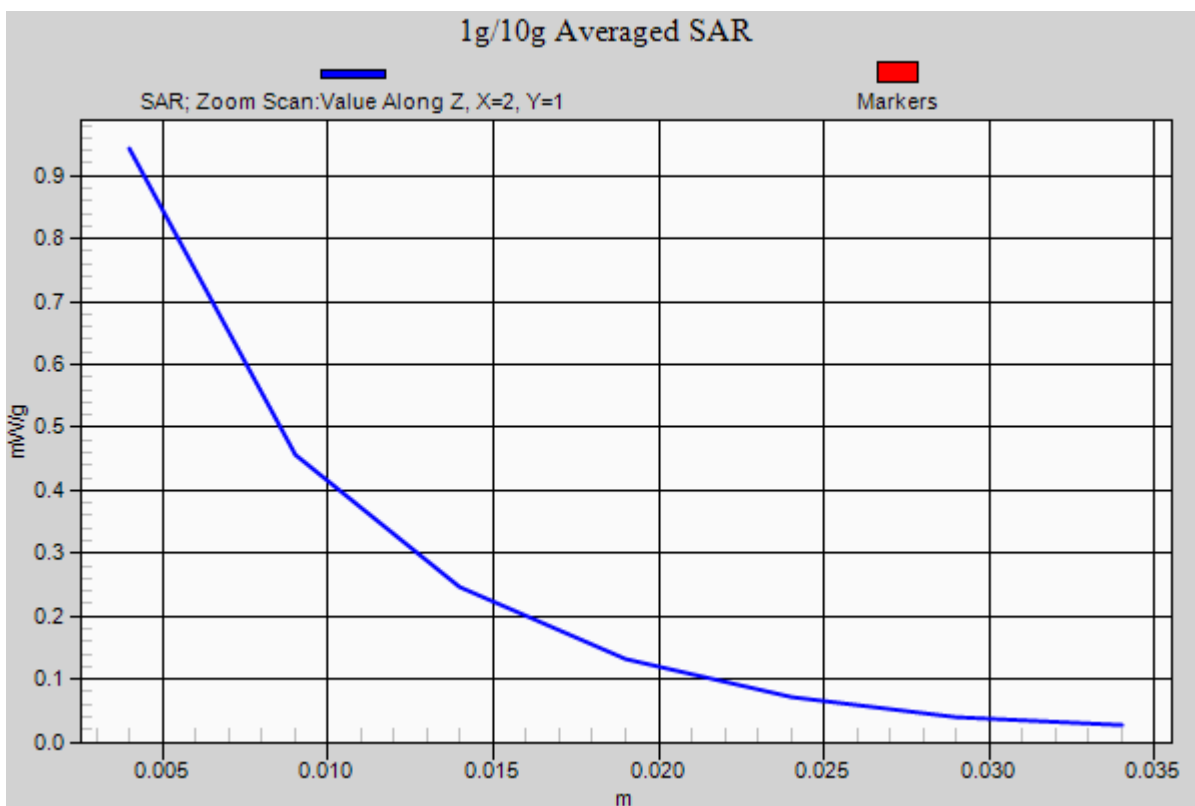
Ch0/Zoom Scan (5x5x7)/Cube 0: Measurement grid: dx=8mm, dy=8mm, dz=5mm

Reference Value = 5.65 V/m; Power Drift = -0.174 dB

Peak SAR (extrapolated) = 2.22 W/kg

SAR(1 g) = 0.915 mW/g; SAR(10 g) = 0.433 mW/g

Maximum value of SAR (measured) = 0.943 mW/g



#36 Wimax2600_QPSK1-2_5M_Horizontal Down_0.5cm_Ch1_Ant1

DUT: 122523

Communication System: Wimax; Frequency: 2593 MHz; Duty Cycle: 1:3.24

Medium: MSL_2600_110411 Medium parameters used: $f = 2593$ MHz; $\sigma = 2.2$ mho/m; $\epsilon_r = 51.1$; $\rho = 1000$

kg/m³

Ambient Temperature : 22.4 ; Liquid Temperature : 21.3

DASY5 Configuration:

- Probe: EX3DV4 - SN3731; ConvF(6.85, 6.85, 6.85); Calibrated: 2010/9/20
- Sensor-Surface: 4mm (Mechanical Surface Detection)
- Electronics: DAE4 Sn778; Calibrated: 2010/10/22
- Phantom: ELI 4.0; Type: QDOVA001BA; Serial: 1029
- Measurement SW: DASY5, V5.0 Build 125; SEMCAD X Version 13.4 Build 125

Ch1/Area Scan (31x61x1): Measurement grid: dx=20mm, dy=20mm

Maximum value of SAR (interpolated) = 0.972 mW/g

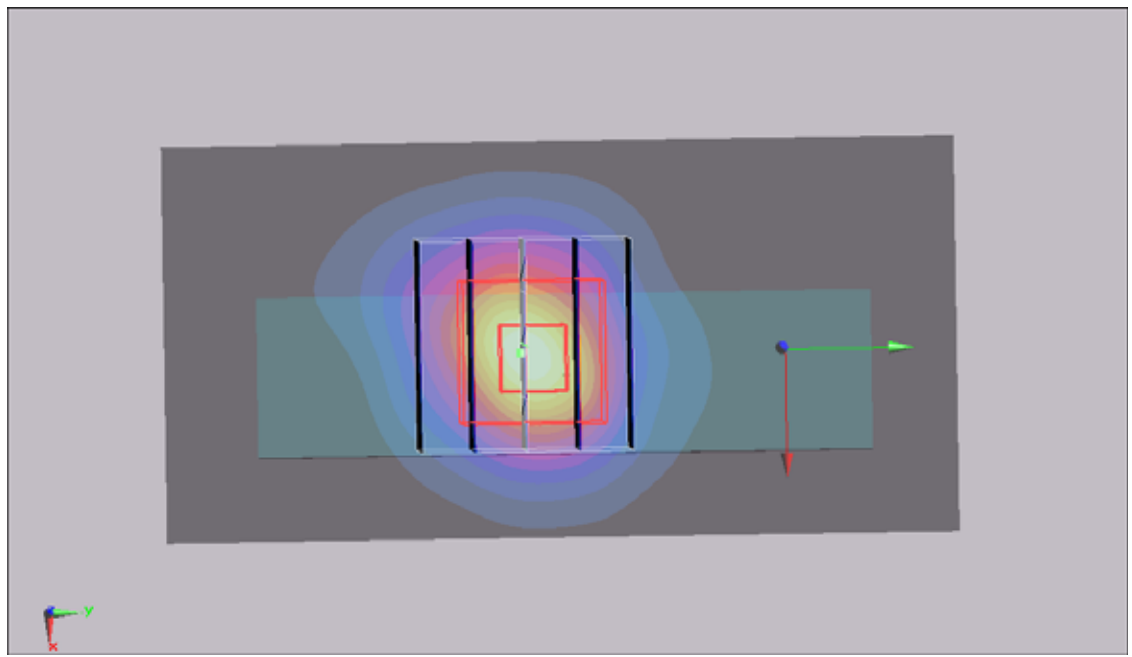
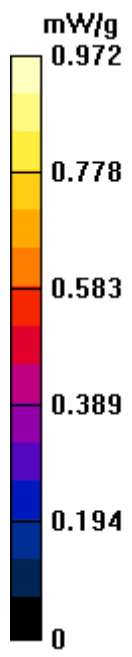
Ch1/Zoom Scan (5x5x7)/Cube 0: Measurement grid: dx=8mm, dy=8mm, dz=5mm

Reference Value = 2.86 V/m; Power Drift = 0.010 dB

Peak SAR (extrapolated) = 1.77 W/kg

SAR(1 g) = 0.871 mW/g; SAR(10 g) = 0.410 mW/g

Maximum value of SAR (measured) = 0.964 mW/g



#37 Wimax2600_QPSK1-2_5M_Horizontal Down_0.5cm_Ch0_Ant1

DUT: 122523

Communication System: Wimax; Frequency: 2498.5 MHz; Duty Cycle: 1:3.24

Medium: MSL_2450_110411 Medium parameters used: $f = 2498.5$ MHz; $\sigma = 2.04$ mho/m; $\epsilon_r = 53.8$; $\rho = 1000$

kg/m³

Ambient Temperature : 22.5 ; Liquid Temperature : 21.4

DASY5 Configuration:

- Probe: ET3DV6 - SN1787; ConvF(4.03, 4.03, 4.03); Calibrated: 2010/5/18
- Sensor-Surface: 4mm (Mechanical Surface Detection)
- Electronics: DAE4 Sn778; Calibrated: 2010/10/22
- Phantom: ELI 4.0; Type: QDOVA001BA; Serial: 1029
- Measurement SW: DASY5, V5.0 Build 125; SEMCAD X Version 13.4 Build 125

Ch0/Area Scan (31x61x1): Measurement grid: dx=20mm, dy=20mm

Maximum value of SAR (interpolated) = 1.03 mW/g

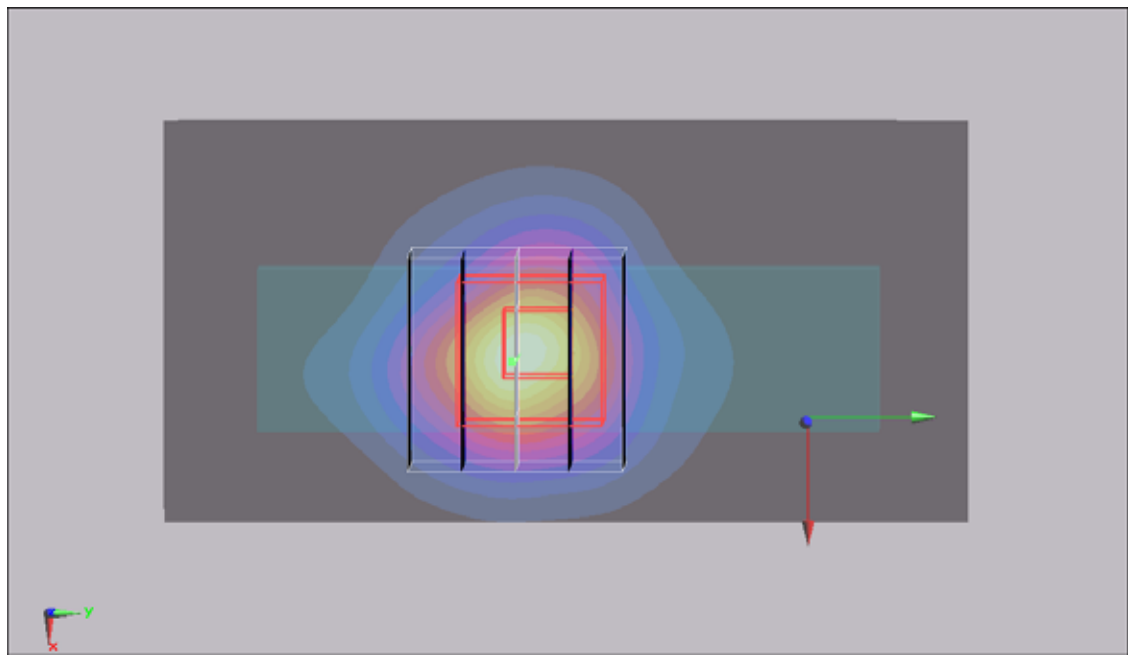
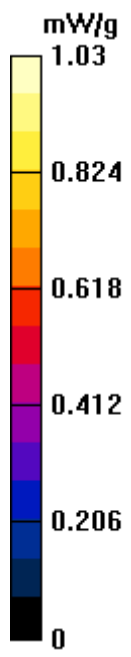
Ch0/Zoom Scan (5x5x7)/Cube 0: Measurement grid: dx=8mm, dy=8mm, dz=5mm

Reference Value = 3.63 V/m; Power Drift = -0.199 dB

Peak SAR (extrapolated) = 2.21 W/kg

SAR(1 g) = 0.915 mW/g; SAR(10 g) = 0.429 mW/g

Maximum value of SAR (measured) = 0.949 mW/g



#15 Wimax2600_QPSK1-2_10M_Horizontal Up_0.5cm_Ch2_Ant0

DUT: 122523

Communication System: Wimax; Frequency: 2685 MHz; Duty Cycle: 1:3.24

Medium: MSL_2600_110411 Medium parameters used: $f = 2685$ MHz; $\sigma = 2.25$ mho/m; $\epsilon_r = 50.9$; $\rho = 1000$

kg/m³

Ambient Temperature : 22.4 ; Liquid Temperature : 21.3

DASY5 Configuration:

- Probe: EX3DV4 - SN3731; ConvF(6.85, 6.85, 6.85); Calibrated: 2010/9/20
- Sensor-Surface: 4mm (Mechanical Surface Detection)
- Electronics: DAE4 Sn778; Calibrated: 2010/10/22
- Phantom: ELI 4.0; Type: QDOVA001BA; Serial: 1029
- Measurement SW: DASY5, V5.0 Build 125; SEMCAD X Version 13.4 Build 125

Ch2/Area Scan (31x61x1): Measurement grid: dx=20mm, dy=20mm

Maximum value of SAR (interpolated) = 1.13 mW/g

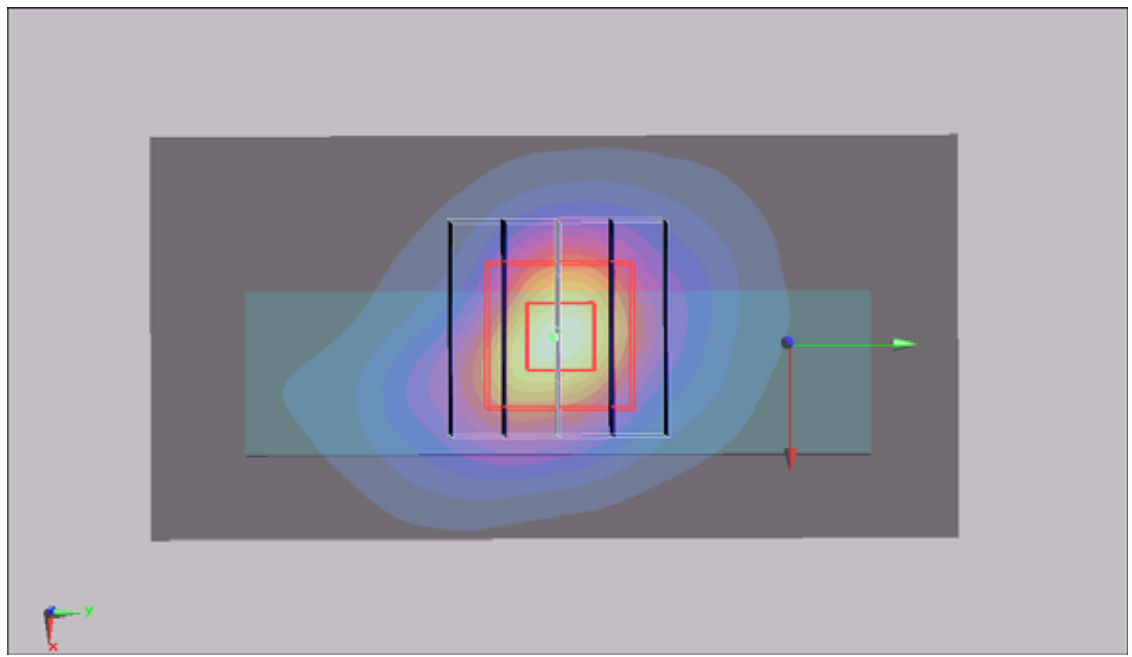
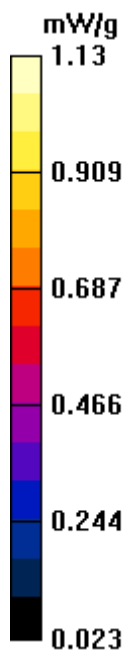
Ch2/Zoom Scan (5x5x7)/Cube 0: Measurement grid: dx=8mm, dy=8mm, dz=5mm

Reference Value = 6.24 V/m; Power Drift = 0.137 dB

Peak SAR (extrapolated) = 2.33 W/kg

SAR(1 g) = 1.1 mW/g; SAR(10 g) = 0.532 mW/g

Maximum value of SAR (measured) = 1.21 mW/g



#16 Wimax2600_QPSK1-2_10M_Horizontal Down_0.5cm_Ch2_Ant0

DUT: 122523

Communication System: Wimax; Frequency: 2685 MHz; Duty Cycle: 1:3.24

Medium: MSL_2600_110411 Medium parameters used: $f = 2685$ MHz; $\sigma = 2.25$ mho/m; $\epsilon_r = 50.9$; $\rho = 1000$

kg/m³

Ambient Temperature : 22.4 ; Liquid Temperature : 21.3

DASY5 Configuration:

- Probe: EX3DV4 - SN3731; ConvF(6.85, 6.85, 6.85); Calibrated: 2010/9/20
- Sensor-Surface: 4mm (Mechanical Surface Detection)
- Electronics: DAE4 Sn778; Calibrated: 2010/10/22
- Phantom: ELI 4.0; Type: QDOVA001BA; Serial: 1029
- Measurement SW: DASY5, V5.0 Build 125; SEMCAD X Version 13.4 Build 125

Ch2/Area Scan (31x61x1): Measurement grid: dx=20mm, dy=20mm

Maximum value of SAR (interpolated) = 0.933 mW/g

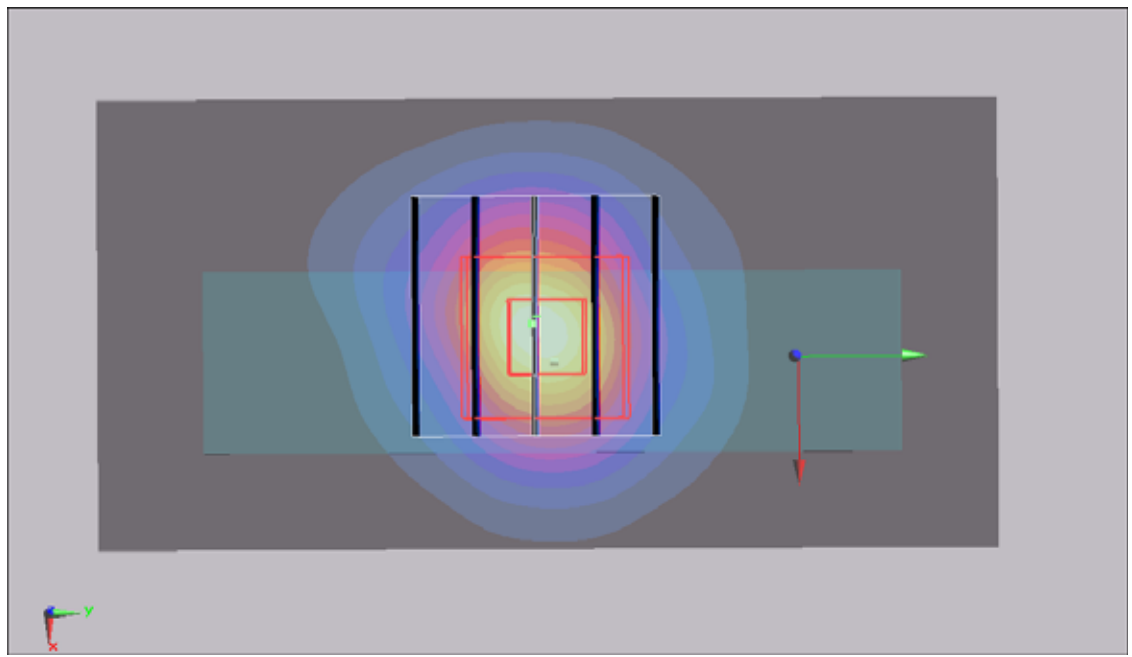
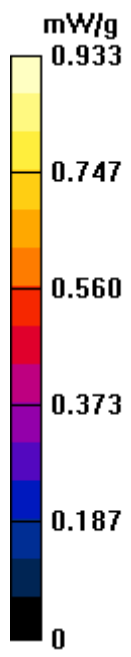
Ch2/Zoom Scan (5x5x7)/Cube 0: Measurement grid: dx=8mm, dy=8mm, dz=5mm

Reference Value = 2.23 V/m; Power Drift = 0.158 dB

Peak SAR (extrapolated) = 1.81 W/kg

SAR(1 g) = 0.863 mW/g; SAR(10 g) = 0.397 mW/g

Maximum value of SAR (measured) = 0.934 mW/g



#17 Wimax2600_QPSK1-2_10M_Vertical Front_0.5cm_Ch2_Ant0

DUT: 122523

Communication System: Wimax; Frequency: 2685 MHz; Duty Cycle: 1:3.24

Medium: MSL_2600_110411 Medium parameters used: $f = 2685$ MHz; $\sigma = 2.25$ mho/m; $\epsilon_r = 50.9$; $\rho = 1000$

kg/m³

Ambient Temperature : 22.5 ; Liquid Temperature : 21.3

DASY5 Configuration:

- Probe: EX3DV4 - SN3731; ConvF(6.85, 6.85, 6.85); Calibrated: 2010/9/20
- Sensor-Surface: 4mm (Mechanical Surface Detection)
- Electronics: DAE4 Sn778; Calibrated: 2010/10/22
- Phantom: ELI 4.0; Type: QDOVA001BA; Serial: 1029
- Measurement SW: DASY5, V5.0 Build 125; SEMCAD X Version 13.4 Build 125

Ch2/Area Scan (31x61x1): Measurement grid: dx=20mm, dy=20mm

Maximum value of SAR (interpolated) = 0.684 mW/g

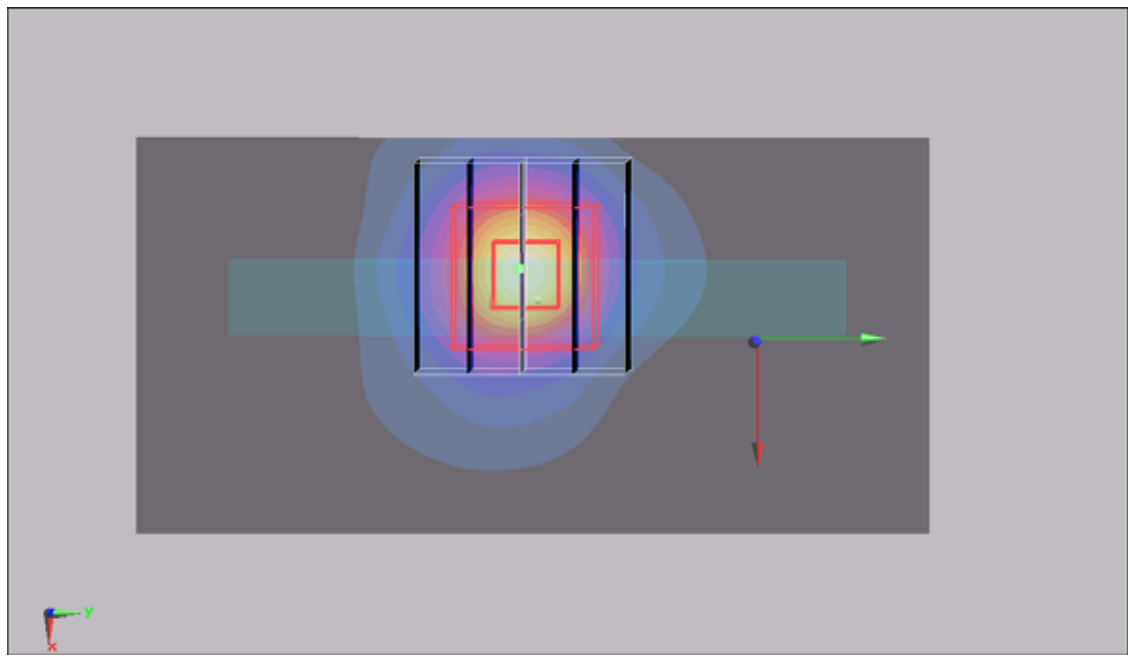
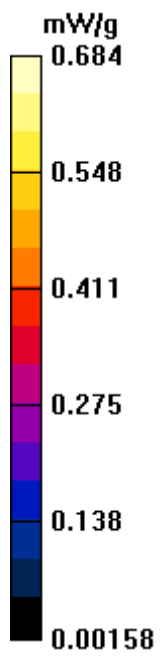
Ch2/Zoom Scan (5x5x7)/Cube 0: Measurement grid: dx=8mm, dy=8mm, dz=5mm

Reference Value = 2.39 V/m; Power Drift = 0.171 dB

Peak SAR (extrapolated) = 1.36 W/kg

SAR(1 g) = 0.609 mW/g; SAR(10 g) = 0.268 mW/g

Maximum value of SAR (measured) = 0.673 mW/g



#18 Wimax2600_QPSK1-2_10M_Vertical Back_0.5cm_Ch2_Ant0

DUT: 122523

Communication System: Wimax; Frequency: 2685 MHz; Duty Cycle: 1:3.24

Medium: MSL_2600_110411 Medium parameters used: $f = 2685$ MHz; $\sigma = 2.25$ mho/m; $\epsilon_r = 50.9$; $\rho = 1000$

kg/m³

Ambient Temperature : 22.5 ; Liquid Temperature : 21.3

DASY5 Configuration:

- Probe: EX3DV4 - SN3731; ConvF(6.85, 6.85, 6.85); Calibrated: 2010/9/20
- Sensor-Surface: 4mm (Mechanical Surface Detection)
- Electronics: DAE4 Sn778; Calibrated: 2010/10/22
- Phantom: ELI 4.0; Type: QDOVA001BA; Serial: 1029
- Measurement SW: DASY5, V5.0 Build 125; SEMCAD X Version 13.4 Build 125

Ch2/Area Scan (31x61x1): Measurement grid: dx=20mm, dy=20mm

Maximum value of SAR (interpolated) = 0.750 mW/g

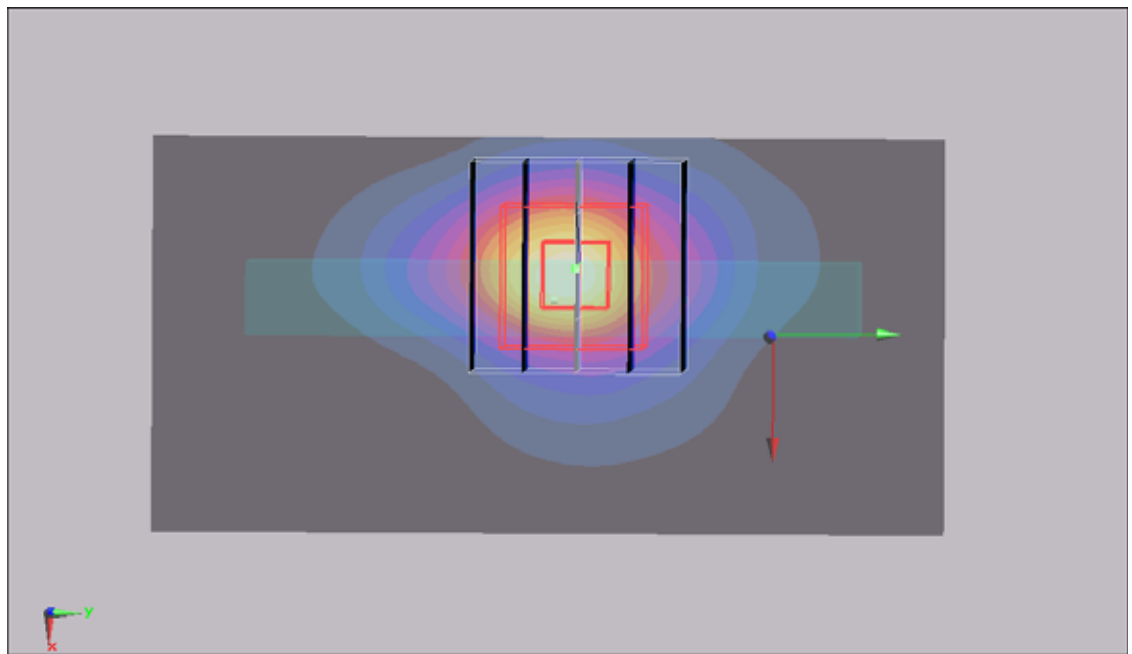
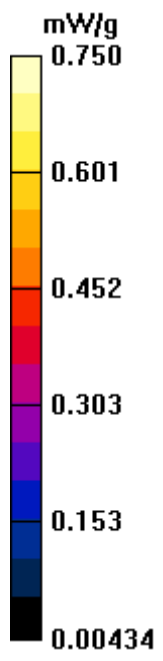
Ch2/Zoom Scan (5x5x7)/Cube 0: Measurement grid: dx=8mm, dy=8mm, dz=5mm

Reference Value = 4.58 V/m; Power Drift = 0.139 dB

Peak SAR (extrapolated) = 1.49 W/kg

SAR(1 g) = 0.671 mW/g; SAR(10 g) = 0.303 mW/g

Maximum value of SAR (measured) = 0.734 mW/g



#19 Wimax2600_QPSK1-2_10M_Tip Mode_0.5cm_Ch2_Ant0

DUT: 122523

Communication System: Wimax; Frequency: 2685 MHz; Duty Cycle: 1:3.24

Medium: MSL_2600_110411 Medium parameters used: $f = 2685$ MHz; $\sigma = 2.25$ mho/m; $\epsilon_r = 50.9$; $\rho = 1000$ kg/m³

Ambient Temperature : 22.5 ; Liquid Temperature : 21.3

DASY5 Configuration:

- Probe: EX3DV4 - SN3731; ConvF(6.85, 6.85, 6.85); Calibrated: 2010/9/20
- Sensor-Surface: 4mm (Mechanical Surface Detection)
- Electronics: DAE4 Sn778; Calibrated: 2010/10/22
- Phantom: ELI 4.0; Type: QDOVA001BA; Serial: 1029
- Measurement SW: DASY5, V5.0 Build 125; SEMCAD X Version 13.4 Build 125

Ch2/Area Scan (51x51x1): Measurement grid: dx=20mm, dy=20mm

Maximum value of SAR (interpolated) = 0.019 mW/g

Ch2/Zoom Scan (5x5x7)/Cube 0: Measurement grid: dx=8mm, dy=8mm, dz=5mm

Reference Value = 3.18 V/m; Power Drift = -0.124 dB

Peak SAR (extrapolated) = 0.033 W/kg

SAR(1 g) = 0.018 mW/g; SAR(10 g) = 0.00808 mW/g

Maximum value of SAR (measured) = 0.022 mW/g

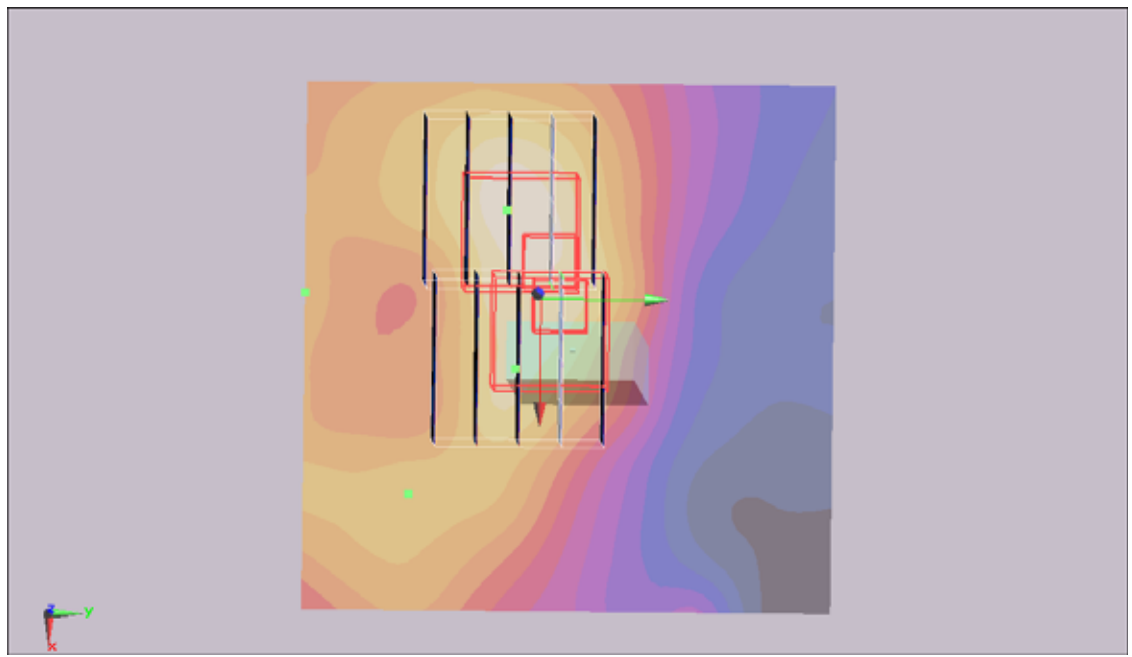
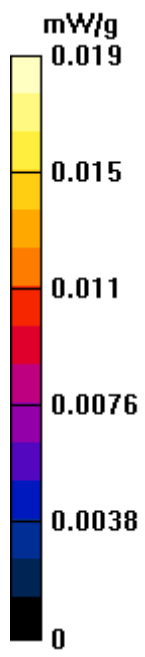
Ch2/Zoom Scan (5x5x7)/Cube 1: Measurement grid: dx=8mm, dy=8mm, dz=5mm

Reference Value = 3.18 V/m; Power Drift = -0.124 dB

Peak SAR (extrapolated) = 0.033 W/kg

SAR(1 g) = 0.017 mW/g; SAR(10 g) = 0.00836 mW/g

Maximum value of SAR (measured) = 0.019 mW/g



#20 Wimax2600_QPSK1-2_10M_Horizontal Up_0.5cm_Ch2_Ant1

DUT: 122523

Communication System: Wimax; Frequency: 2685 MHz; Duty Cycle: 1:3.24

Medium: MSL_2600_110411 Medium parameters used: $f = 2685$ MHz; $\sigma = 2.25$ mho/m; $\epsilon_r = 50.9$; $\rho = 1000$

kg/m³

Ambient Temperature : 22.4 ; Liquid Temperature : 21.3

DASY5 Configuration:

- Probe: EX3DV4 - SN3731; ConvF(6.85, 6.85, 6.85); Calibrated: 2010/9/20
- Sensor-Surface: 4mm (Mechanical Surface Detection)
- Electronics: DAE4 Sn778; Calibrated: 2010/10/22
- Phantom: ELI 4.0; Type: QDOVA001BA; Serial: 1029
- Measurement SW: DASY5, V5.0 Build 125; SEMCAD X Version 13.4 Build 125

Ch2/Area Scan (31x61x1): Measurement grid: dx=20mm, dy=20mm

Maximum value of SAR (interpolated) = 1.03 mW/g

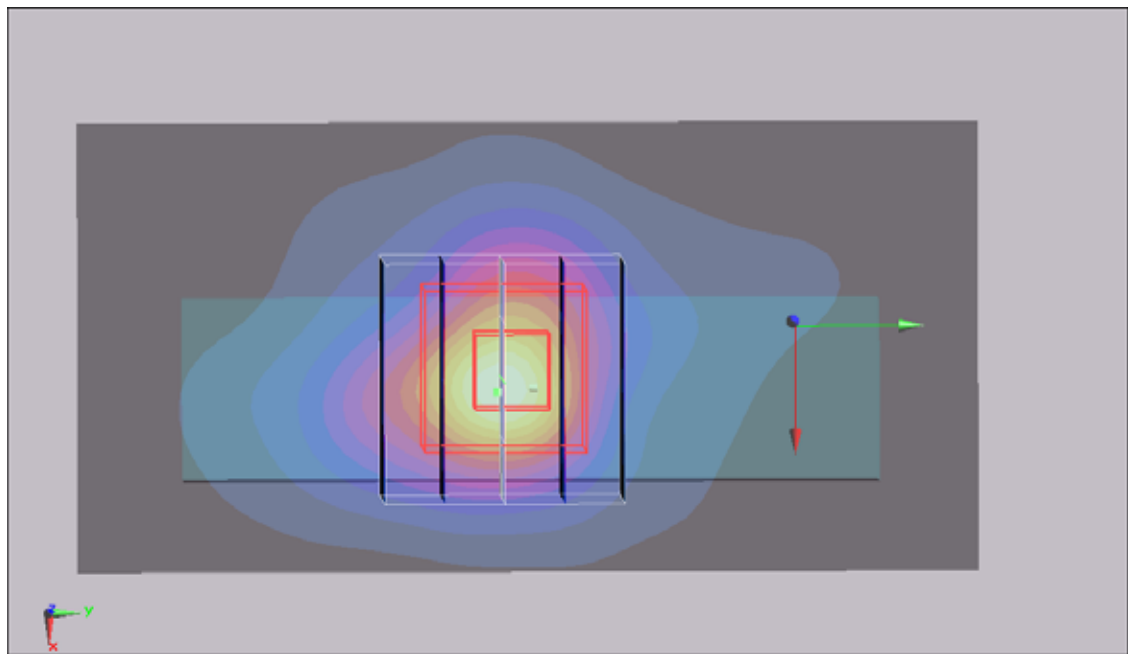
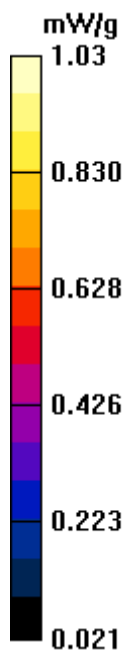
Ch2/Zoom Scan (5x5x7)/Cube 0: Measurement grid: dx=8mm, dy=8mm, dz=5mm

Reference Value = 5.55 V/m; Power Drift = 0.163 dB

Peak SAR (extrapolated) = 2.09 W/kg

SAR(1 g) = 1.04 mW/g; SAR(10 g) = 0.510 mW/g

Maximum value of SAR (measured) = 1.13 mW/g



#21 Wimax2600_QPSK1-2_10M_Horizontal Down_0.5cm_Ch2_Ant1

DUT: 122523

Communication System: Wimax; Frequency: 2685 MHz; Duty Cycle: 1:3.24

Medium: MSL_2600_110411 Medium parameters used: $f = 2685$ MHz; $\sigma = 2.25$ mho/m; $\epsilon_r = 50.9$; $\rho = 1000$

kg/m³

Ambient Temperature : 22.5 ; Liquid Temperature : 21.3

DASY5 Configuration:

- Probe: EX3DV4 - SN3731; ConvF(6.85, 6.85, 6.85); Calibrated: 2010/9/20
- Sensor-Surface: 4mm (Mechanical Surface Detection)
- Electronics: DAE4 Sn778; Calibrated: 2010/10/22
- Phantom: ELI 4.0; Type: QDOVA001BA; Serial: 1029
- Measurement SW: DASY5, V5.0 Build 125; SEMCAD X Version 13.4 Build 125

Ch2/Area Scan (31x61x1): Measurement grid: dx=20mm, dy=20mm

Maximum value of SAR (interpolated) = 0.823 mW/g

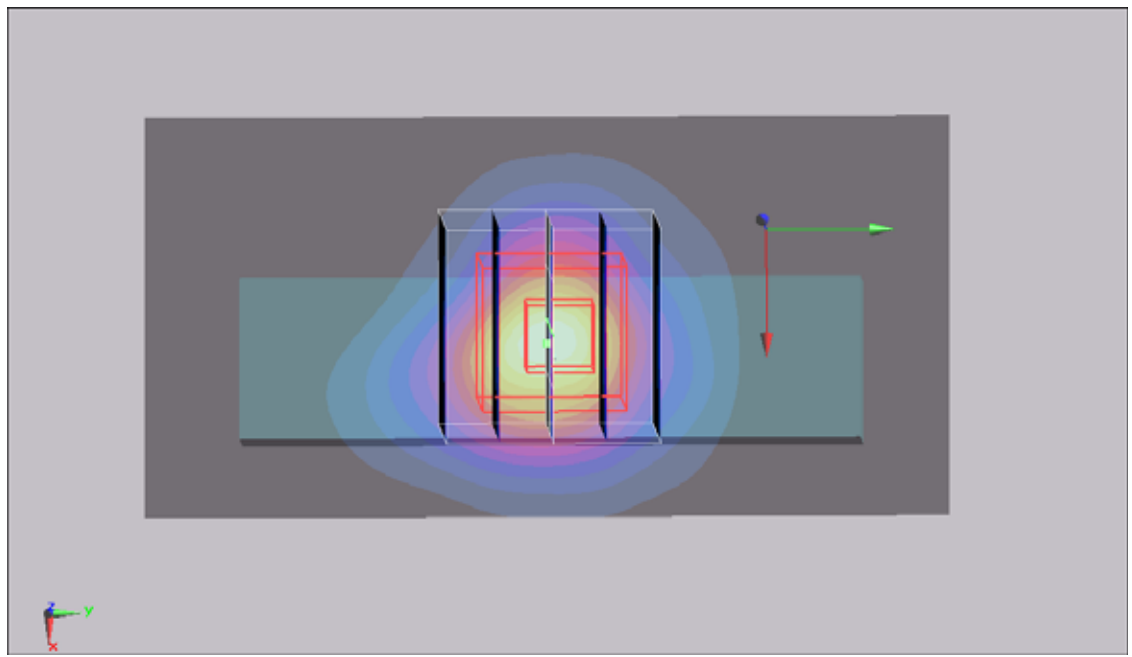
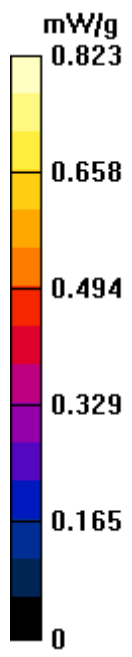
Ch2/Zoom Scan (5x5x7)/Cube 0: Measurement grid: dx=8mm, dy=8mm, dz=5mm

Reference Value = 2.06 V/m; Power Drift = 0.129 dB

Peak SAR (extrapolated) = 1.63 W/kg

SAR(1 g) = 0.773 mW/g; SAR(10 g) = 0.355 mW/g

Maximum value of SAR (measured) = 0.868 mW/g



#22 Wimax2600_QPSK1-2_10M_Vertical Front_0.5cm_Ch2_Ant1

DUT: 122523

Communication System: Wimax; Frequency: 2685 MHz; Duty Cycle: 1:3.24

Medium: MSL_2600_110411 Medium parameters used: $f = 2685$ MHz; $\sigma = 2.25$ mho/m; $\epsilon_r = 50.9$; $\rho = 1000$

kg/m³

Ambient Temperature : 22.5 ; Liquid Temperature : 21.3

DASY5 Configuration:

- Probe: EX3DV4 - SN3731; ConvF(6.85, 6.85, 6.85); Calibrated: 2010/9/20

- Sensor-Surface: 4mm (Mechanical Surface Detection)

- Electronics: DAE4 Sn778; Calibrated: 2010/10/22

- Phantom: ELI 4.0; Type: QDOVA001BA; Serial: 1029

- Measurement SW: DASY5, V5.0 Build 125; SEMCAD X Version 13.4 Build 125

Ch2/Area Scan (31x61x1): Measurement grid: dx=20mm, dy=20mm

Maximum value of SAR (interpolated) = 0.781 mW/g

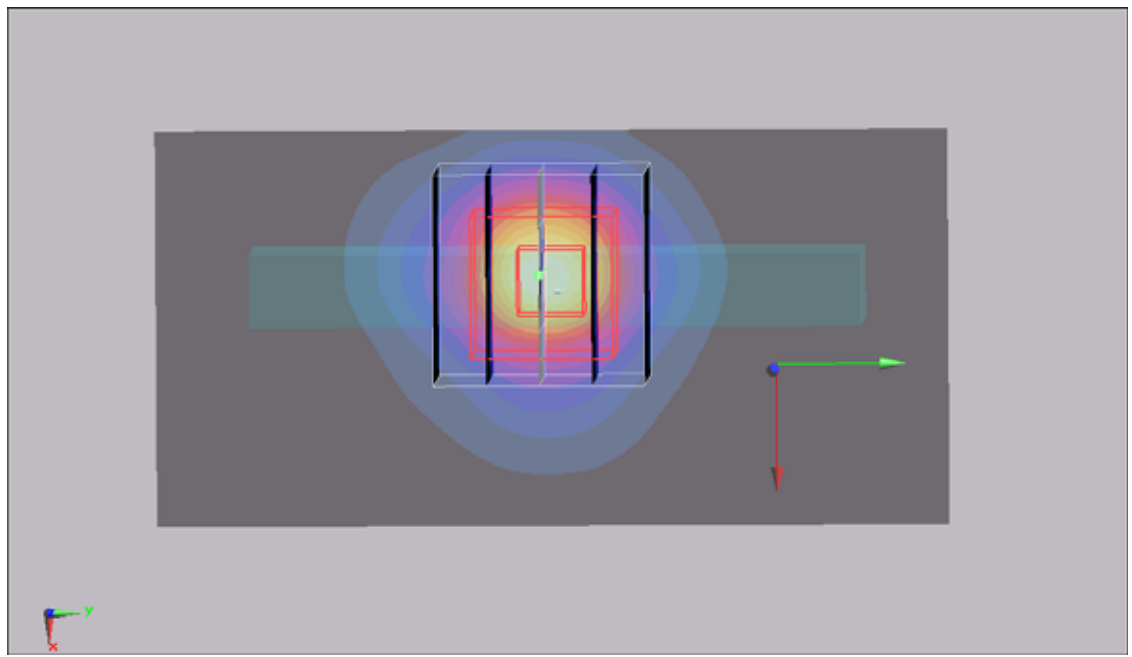
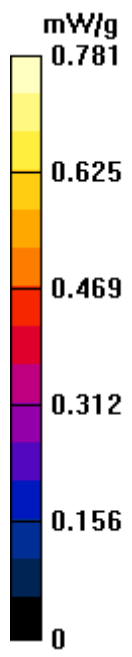
Ch2/Zoom Scan (5x5x7)/Cube 0: Measurement grid: dx=8mm, dy=8mm, dz=5mm

Reference Value = 1.46 V/m; Power Drift = -0.178 dB

Peak SAR (extrapolated) = 1.58 W/kg

SAR(1 g) = 0.724 mW/g; SAR(10 g) = 0.323 mW/g

Maximum value of SAR (measured) = 0.791 mW/g



#23 Wimax2600_QPSK1-2_10M_Vertical Back_0.5cm_Ch2_Ant1

DUT: 122523

Communication System: Wimax; Frequency: 2685 MHz; Duty Cycle: 1:3.24

Medium: MSL_2600_110411 Medium parameters used: $f = 2685$ MHz; $\sigma = 2.25$ mho/m; $\epsilon_r = 50.9$; $\rho = 1000$

kg/m³

Ambient Temperature : 22.5 ; Liquid Temperature : 21.3

DASY5 Configuration:

- Probe: EX3DV4 - SN3731; ConvF(6.85, 6.85, 6.85); Calibrated: 2010/9/20
- Sensor-Surface: 4mm (Mechanical Surface Detection)
- Electronics: DAE4 Sn778; Calibrated: 2010/10/22
- Phantom: ELI 4.0; Type: QDOVA001BA; Serial: 1029
- Measurement SW: DASY5, V5.0 Build 125; SEMCAD X Version 13.4 Build 125

Ch2/Area Scan (31x61x1): Measurement grid: dx=20mm, dy=20mm

Maximum value of SAR (interpolated) = 0.404 mW/g

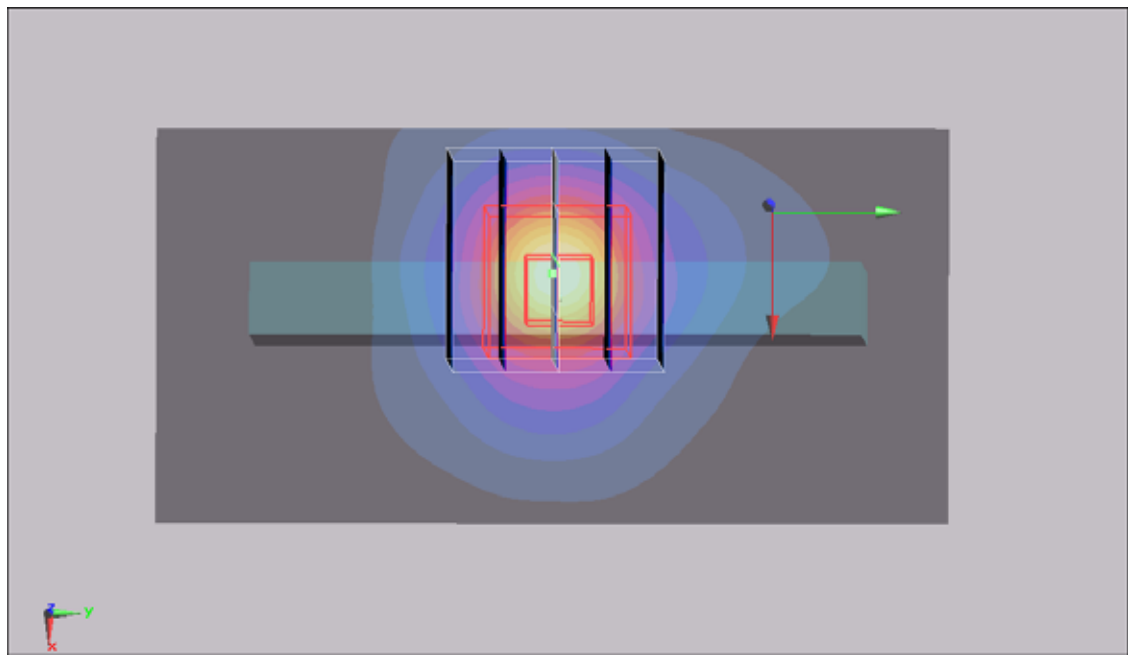
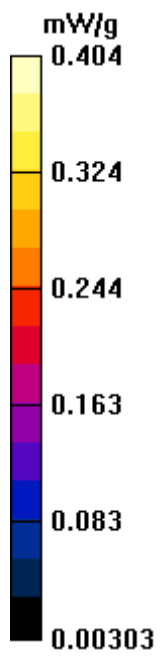
Ch2/Zoom Scan (5x5x7)/Cube 0: Measurement grid: dx=8mm, dy=8mm, dz=5mm

Reference Value = 3.94 V/m; Power Drift = 0.133 dB

Peak SAR (extrapolated) = 0.873 W/kg

SAR(1 g) = 0.399 mW/g; SAR(10 g) = 0.180 mW/g

Maximum value of SAR (measured) = 0.426 mW/g



#24 Wimax2600_QPSK1-2_10M_Tip Mode_0.5cm_Ch2_Ant1

DUT: 122523

Communication System: Wimax; Frequency: 2685 MHz; Duty Cycle: 1:3.24

Medium: MSL_2600_110411 Medium parameters used: $f = 2685$ MHz; $\sigma = 2.25$ mho/m; $\epsilon_r = 50.9$; $\rho = 1000$

kg/m³

Ambient Temperature : 22.4 ; Liquid Temperature : 21.3

DASY5 Configuration:

- Probe: EX3DV4 - SN3731; ConvF(6.85, 6.85, 6.85); Calibrated: 2010/9/20
- Sensor-Surface: 4mm (Mechanical Surface Detection)
- Electronics: DAE4 Sn778; Calibrated: 2010/10/22
- Phantom: ELI 4.0; Type: QDOVA001BA; Serial: 1029
- Measurement SW: DASY5, V5.0 Build 125; SEMCAD X Version 13.4 Build 125

Ch2/Area Scan (31x31x1): Measurement grid: dx=20mm, dy=20mm

Maximum value of SAR (interpolated) = 0.019 mW/g

Ch2/Zoom Scan (5x5x7)/Cube 0: Measurement grid: dx=8mm, dy=8mm, dz=5mm

Reference Value = 2.63 V/m; Power Drift = 0.102 dB

Peak SAR (extrapolated) = 0.088 W/kg

SAR(1 g) = 0.020 mW/g; SAR(10 g) = 0.00873 mW/g

Maximum value of SAR (measured) = 0.018 mW/g

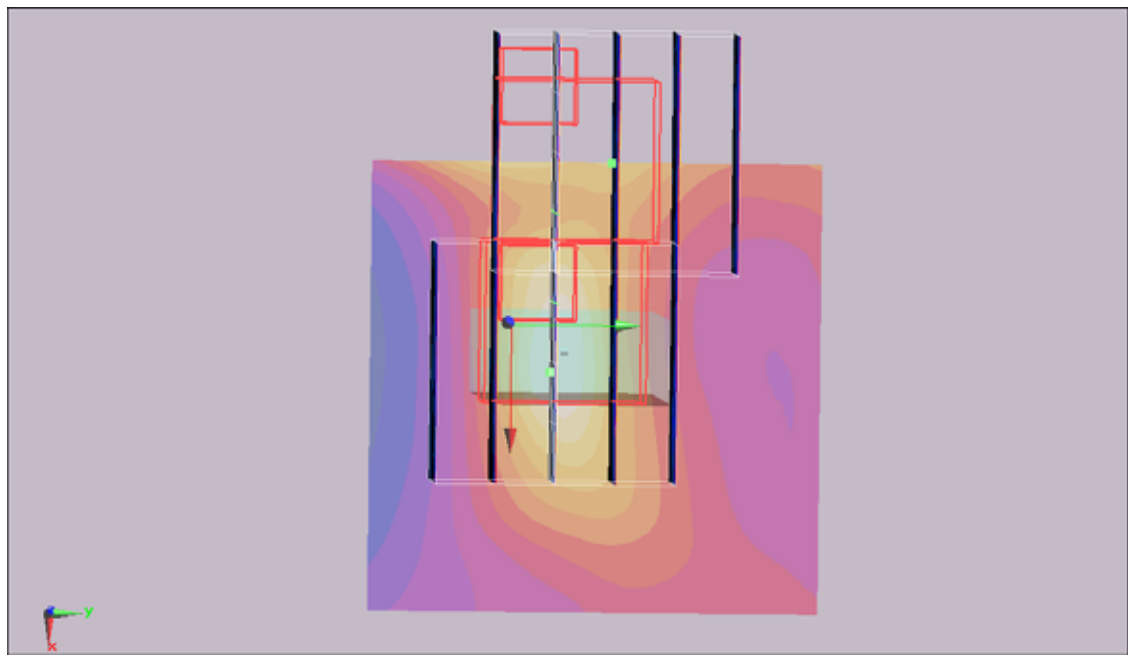
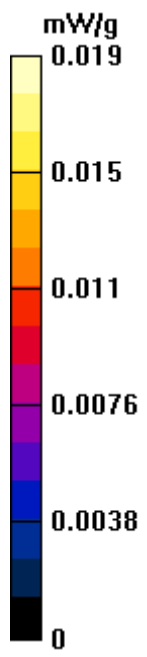
Ch2/Zoom Scan (5x5x7)/Cube 1: Measurement grid: dx=8mm, dy=8mm, dz=5mm

Reference Value = 2.63 V/m; Power Drift = 0.102 dB

Peak SAR (extrapolated) = 0.094 W/kg

SAR(1 g) = 0.019 mW/g; SAR(10 g) = 0.00861 mW/g

Maximum value of SAR (measured) = 0.019 mW/g



#29 Wimax2600_QPSK1-2_10M_Horizontal Up_0.5cm_Ch1_Ant0

DUT: 122523

Communication System: Wimax; Frequency: 2593 MHz; Duty Cycle: 1:3.24

Medium: MSL_2600_110411 Medium parameters used: $f = 2593$ MHz; $\sigma = 2.2$ mho/m; $\epsilon_r = 51.1$; $\rho = 1000$

kg/m³

Ambient Temperature : 22.4 ; Liquid Temperature : 21.3

DASY5 Configuration:

- Probe: EX3DV4 - SN3731; ConvF(6.85, 6.85, 6.85); Calibrated: 2010/9/20

- Sensor-Surface: 4mm (Mechanical Surface Detection)

- Electronics: DAE4 Sn778; Calibrated: 2010/10/22

- Phantom: ELI 4.0; Type: QDOVA001BA; Serial: 1029

- Measurement SW: DASY5, V5.0 Build 125; SEMCAD X Version 13.4 Build 125

Ch1/Area Scan (31x61x1): Measurement grid: dx=20mm, dy=20mm

Maximum value of SAR (interpolated) = 0.803 mW/g

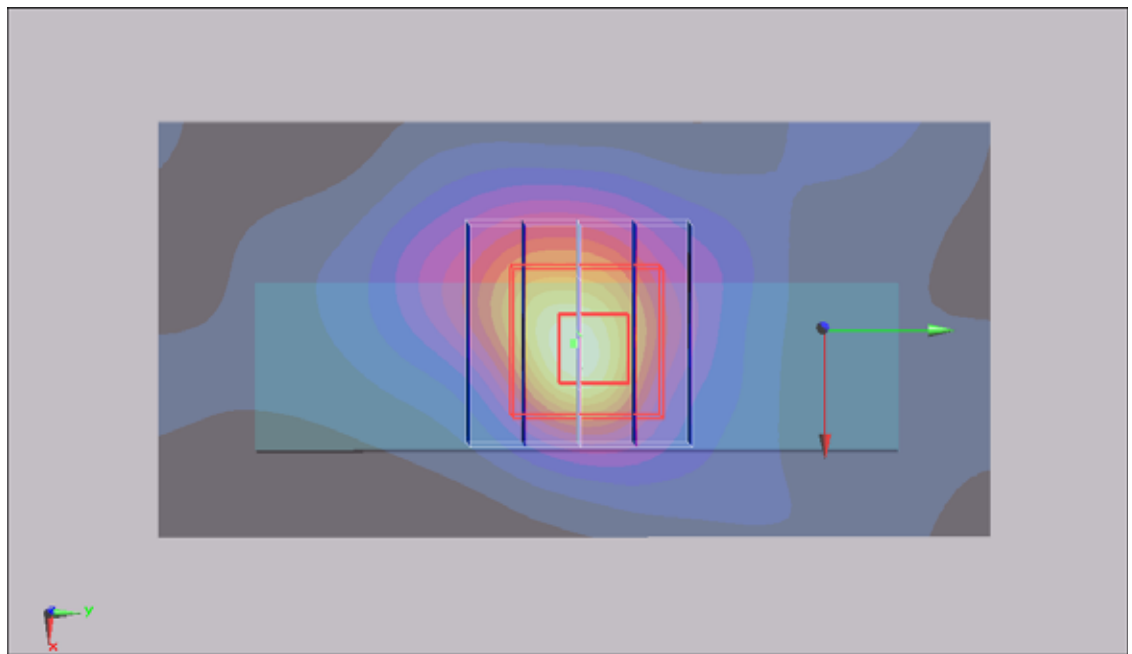
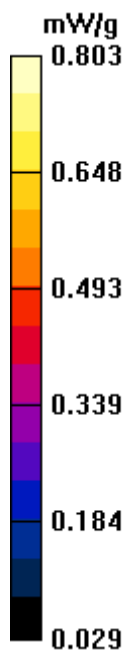
Ch1/Zoom Scan (5x5x7)/Cube 0: Measurement grid: dx=8mm, dy=8mm, dz=5mm

Reference Value = 6.47 V/m; Power Drift = 0.173 dB

Peak SAR (extrapolated) = 2.07 W/kg

SAR(1 g) = 0.972 mW/g; SAR(10 g) = 0.509 mW/g

Maximum value of SAR (measured) = 1.01 mW/g



#27 Wimax2600_QPSK1-2_10M_Horizontal Up_0.5cm_Ch0_Ant0

DUT: 122523

Communication System: Wimax; Frequency: 2501 MHz; Duty Cycle: 1:3.24

Medium: MSL_2600_110411 Medium parameters used: $f = 2501$ MHz; $\sigma = 2.1$ mho/m; $\epsilon_r = 51.3$; $\rho = 1000$

kg/m³

Ambient Temperature : 22.5 ; Liquid Temperature : 21.3

DASY5 Configuration:

- Probe: EX3DV4 - SN3731; ConvF(6.85, 6.85, 6.85); Calibrated: 2010/9/20
- Sensor-Surface: 4mm (Mechanical Surface Detection)
- Electronics: DAE4 Sn778; Calibrated: 2010/10/22
- Phantom: ELI 4.0; Type: QDOVA001BA; Serial: 1029
- Measurement SW: DASY5, V5.0 Build 125; SEMCAD X Version 13.4 Build 125

Ch0/Area Scan (31x61x1): Measurement grid: dx=20mm, dy=20mm

Maximum value of SAR (interpolated) = 0.759 mW/g

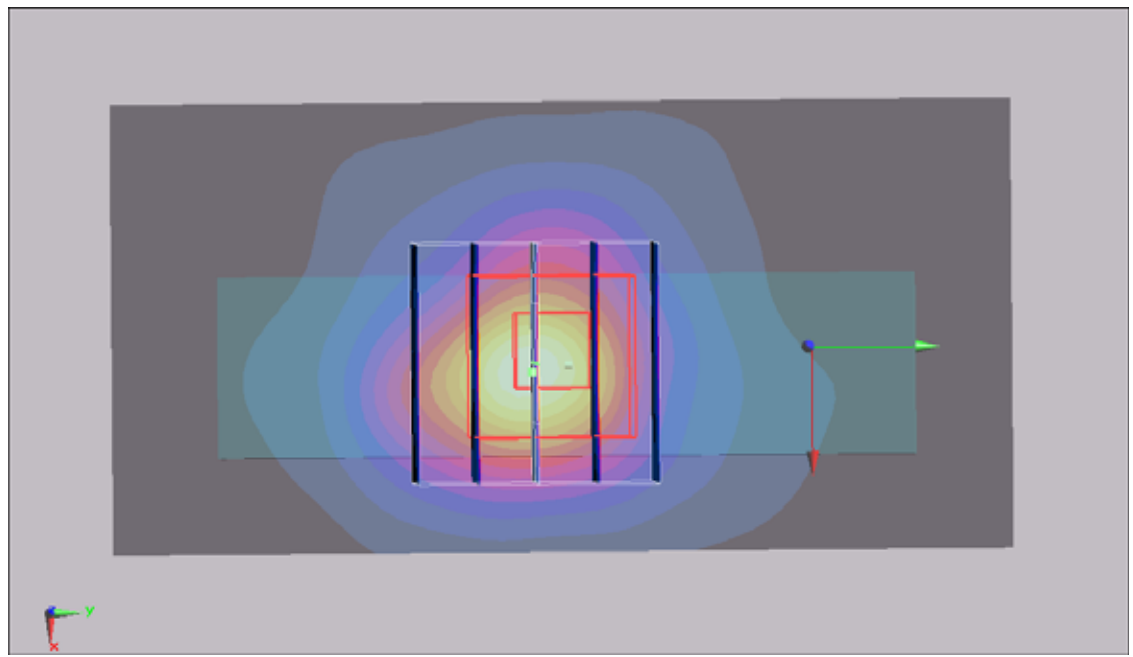
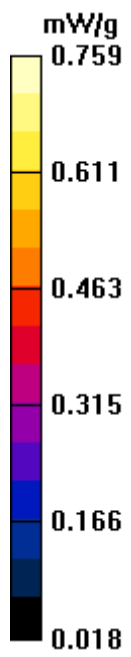
Ch0/Zoom Scan (5x5x7)/Cube 0: Measurement grid: dx=8mm, dy=8mm, dz=5mm

Reference Value = 5.73 V/m; Power Drift = 0.188 dB

Peak SAR (extrapolated) = 1.41 W/kg

SAR(1 g) = 0.738 mW/g; SAR(10 g) = 0.386 mW/g

Maximum value of SAR (measured) = 0.777 mW/g



#38 Wimax2600_QPSK1-2_10M_Horizontal Down_0.5cm_Ch1_Ant0

DUT: 122523

Communication System: Wimax; Frequency: 2593 MHz; Duty Cycle: 1:3.24

Medium: MSL_2600_110411 Medium parameters used: $f = 2593$ MHz; $\sigma = 2.2$ mho/m; $\epsilon_r = 51.1$; $\rho = 1000$

kg/m³

Ambient Temperature : 22.4 ; Liquid Temperature : 21.3

DASY5 Configuration:

- Probe: EX3DV4 - SN3731; ConvF(6.85, 6.85, 6.85); Calibrated: 2010/9/20

- Sensor-Surface: 4mm (Mechanical Surface Detection)

- Electronics: DAE4 Sn778; Calibrated: 2010/10/22

- Phantom: ELI 4.0; Type: QDOVA001BA; Serial: 1029

- Measurement SW: DASY5, V5.0 Build 125; SEMCAD X Version 13.4 Build 125

Ch1/Area Scan (31x61x1): Measurement grid: dx=20mm, dy=20mm

Maximum value of SAR (interpolated) = 0.818 mW/g

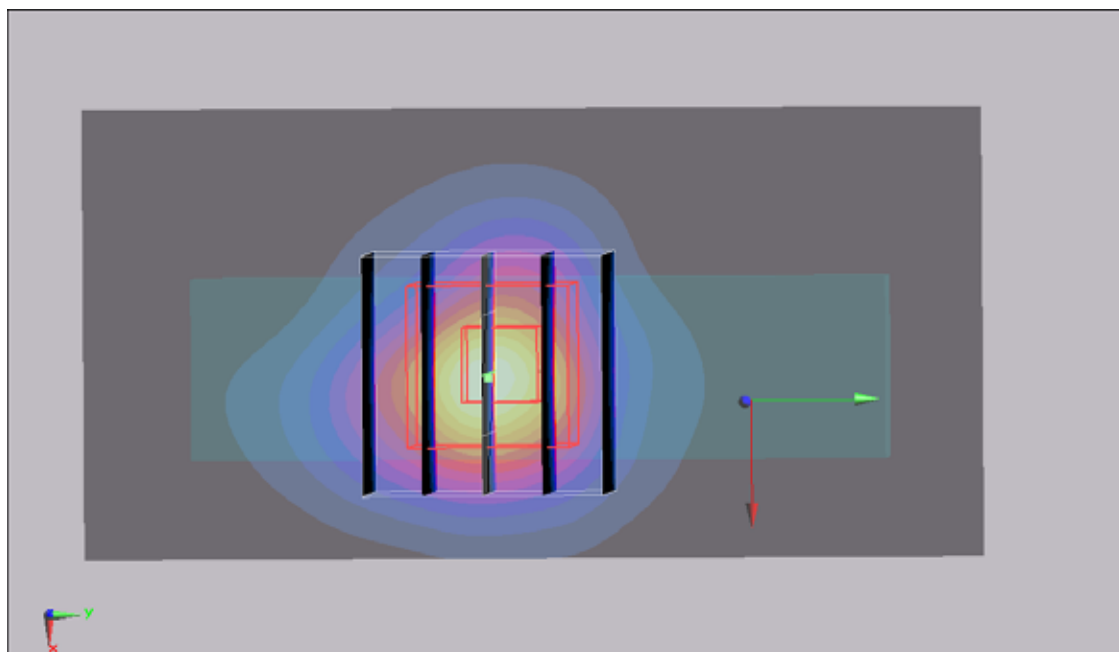
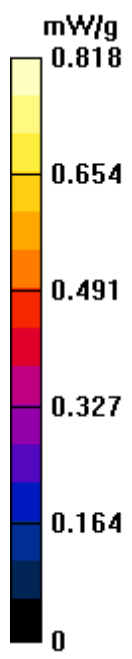
Ch1/Zoom Scan (5x5x7)/Cube 0: Measurement grid: dx=8mm, dy=8mm, dz=5mm

Reference Value = 2.7 V/m; Power Drift = 0.036 dB

Peak SAR (extrapolated) = 1.45 W/kg

SAR(1 g) = 0.718 mW/g; SAR(10 g) = 0.342 mW/g

Maximum value of SAR (measured) = 0.792 mW/g



#39 Wimax2600_QPSK1-2_10M_Horizontal Down_0.5cm_Ch0_Ant0

DUT: 122523

Communication System: Wimax; Frequency: 2501 MHz; Duty Cycle: 1:3.24

Medium: MSL_2600_110411 Medium parameters used: $f = 2501$ MHz; $\sigma = 2.1$ mho/m; $\epsilon_r = 51.3$; $\rho = 1000$

kg/m³

Ambient Temperature : 22.5 ; Liquid Temperature : 21.3

DASY5 Configuration:

- Probe: EX3DV4 - SN3731; ConvF(6.85, 6.85, 6.85); Calibrated: 2010/9/20
- Sensor-Surface: 4mm (Mechanical Surface Detection)
- Electronics: DAE4 Sn778; Calibrated: 2010/10/22
- Phantom: ELI 4.0; Type: QDOVA001BA; Serial: 1029
- Measurement SW: DASY5, V5.0 Build 125; SEMCAD X Version 13.4 Build 125

Ch0/Area Scan (31x61x1): Measurement grid: dx=20mm, dy=20mm

Maximum value of SAR (interpolated) = 0.836 mW/g

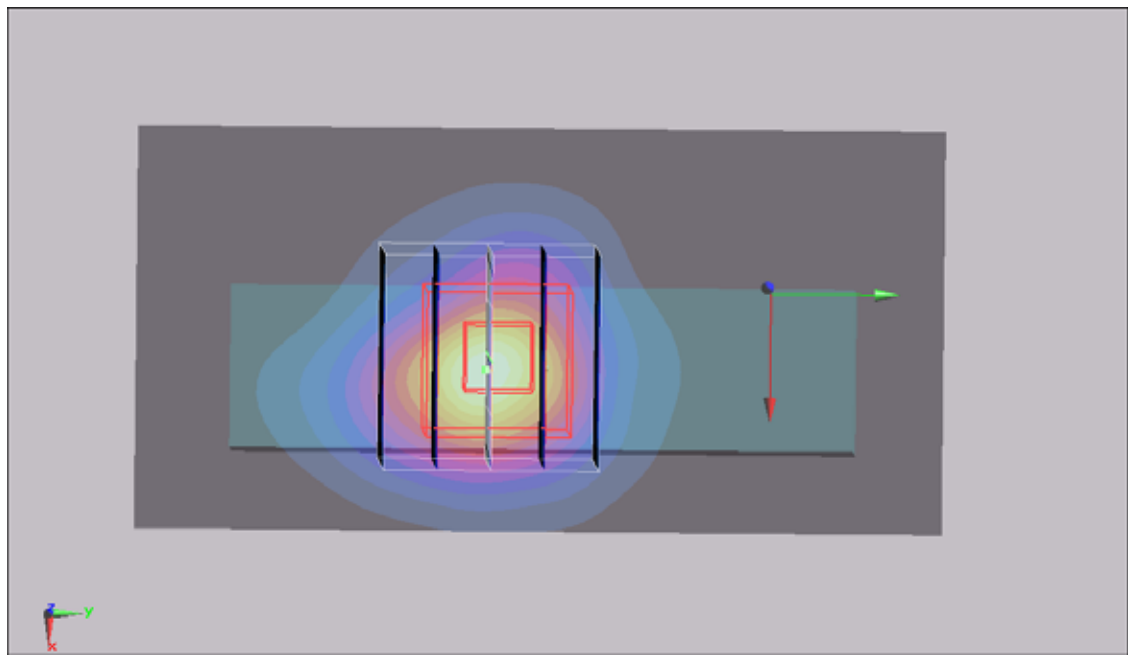
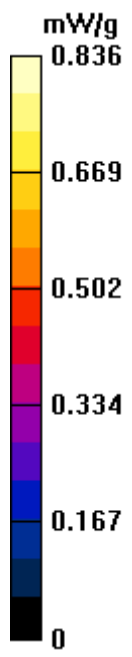
Ch0/Zoom Scan (5x5x7)/Cube 0: Measurement grid: dx=8mm, dy=8mm, dz=5mm

Reference Value = 2.45 V/m; Power Drift = 0.144 dB

Peak SAR (extrapolated) = 1.41 W/kg

SAR(1 g) = 0.719 mW/g; SAR(10 g) = 0.349 mW/g

Maximum value of SAR (measured) = 0.801 mW/g



#40 Wimax2600_QPSK1-2_10M_Horizontal Up_0.5cm_Ch1_Ant1

DUT: 122523

Communication System: Wimax; Frequency: 2593 MHz; Duty Cycle: 1:3.24

Medium: MSL_2600_110411 Medium parameters used: $f = 2593$ MHz; $\sigma = 2.2$ mho/m; $\epsilon_r = 51.1$; $\rho = 1000$

kg/m³

Ambient Temperature : 22.5 ; Liquid Temperature : 21.3

DASY5 Configuration:

- Probe: EX3DV4 - SN3731; ConvF(6.85, 6.85, 6.85); Calibrated: 2010/9/20

- Sensor-Surface: 4mm (Mechanical Surface Detection)

- Electronics: DAE4 Sn778; Calibrated: 2010/10/22

- Phantom: ELI 4.0; Type: QDOVA001BA; Serial: 1029

- Measurement SW: DASY5, V5.0 Build 125; SEMCAD X Version 13.4 Build 125

Ch1/Area Scan (31x61x1): Measurement grid: dx=20mm, dy=20mm

Maximum value of SAR (interpolated) = 0.801 mW/g

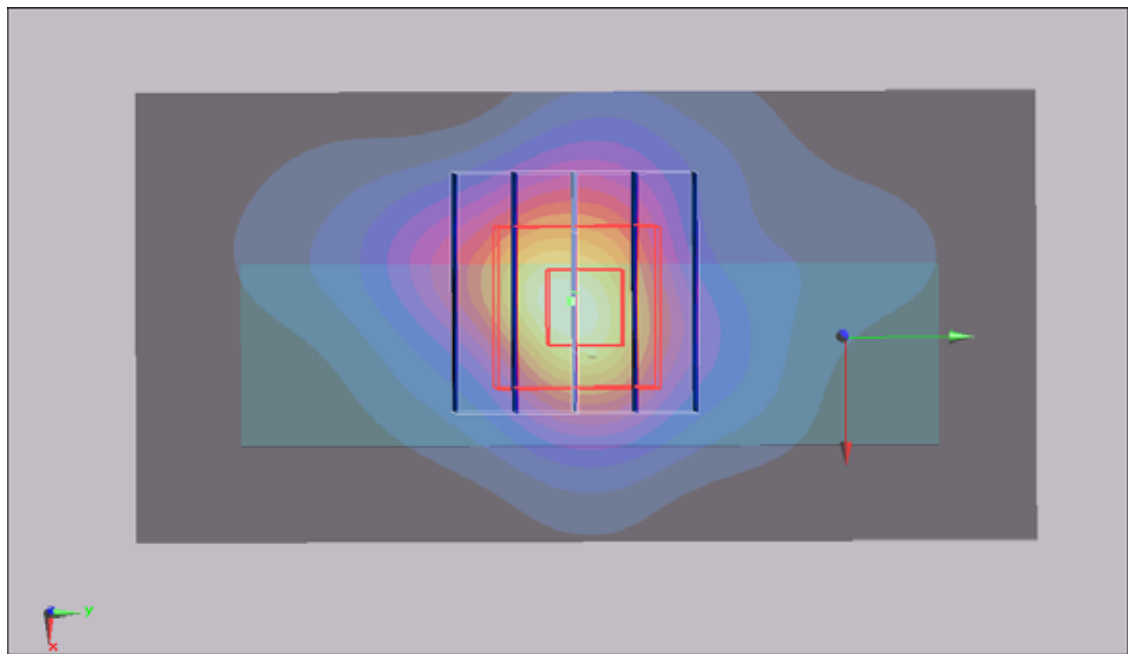
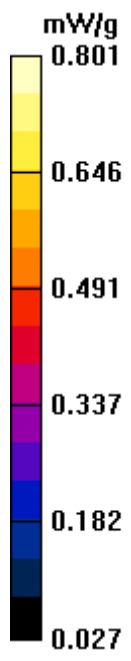
Ch1/Zoom Scan (5x5x7)/Cube 0: Measurement grid: dx=8mm, dy=8mm, dz=5mm

Reference Value = 5.7 V/m; Power Drift = 0.154 dB

Peak SAR (extrapolated) = 1.78 W/kg

SAR(1 g) = 0.889 mW/g; SAR(10 g) = 0.455 mW/g

Maximum value of SAR (measured) = 0.951 mW/g



#41 Wimax2600_QPSK1-2_10M_Horizontal Up_0.5cm_Ch0_Ant1

DUT: 122523

Communication System: Wimax; Frequency: 2501 MHz; Duty Cycle: 1:3.24

Medium: MSL_2600_110411 Medium parameters used: $f = 2501$ MHz; $\sigma = 2.1$ mho/m; $\epsilon_r = 51.3$; $\rho = 1000$

kg/m³

Ambient Temperature : 22.5 ; Liquid Temperature : 21.3

DASY5 Configuration:

- Probe: EX3DV4 - SN3731; ConvF(6.85, 6.85, 6.85); Calibrated: 2010/9/20
- Sensor-Surface: 4mm (Mechanical Surface Detection)
- Electronics: DAE4 Sn778; Calibrated: 2010/10/22
- Phantom: ELI 4.0; Type: QDOVA001BA; Serial: 1029
- Measurement SW: DASY5, V5.0 Build 125; SEMCAD X Version 13.4 Build 125

Ch0/Area Scan (31x61x1): Measurement grid: dx=20mm, dy=20mm

Maximum value of SAR (interpolated) = 0.841 mW/g

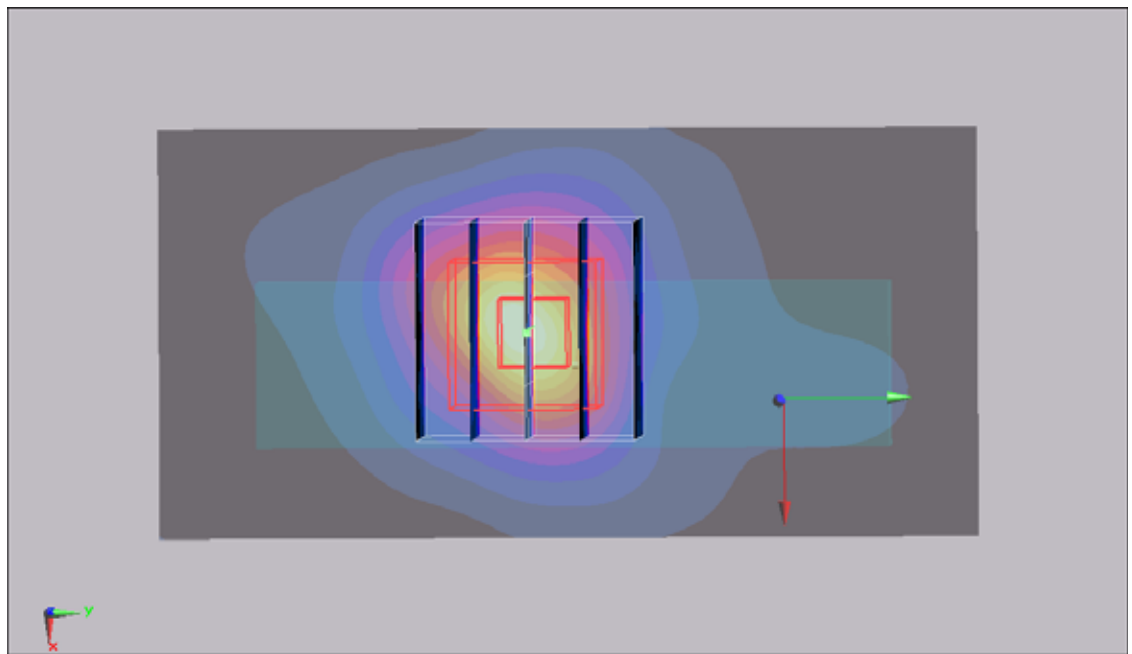
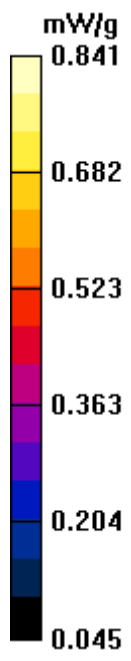
Ch0/Zoom Scan (5x5x7)/Cube 0: Measurement grid: dx=8mm, dy=8mm, dz=5mm

Reference Value = 8.27 V/m; Power Drift = -0.162 dB

Peak SAR (extrapolated) = 1.74 W/kg

SAR(1 g) = 0.817 mW/g; SAR(10 g) = 0.432 mW/g

Maximum value of SAR (measured) = 0.892 mW/g



#28 Wimax2600_16QAM1-2_5M_Horizontal Up_0.5cm_Ch0_Ant1

DUT: 122523

Communication System: Wimax; Frequency: 2498.5 MHz; Duty Cycle: 1:3.24

Medium: MSL_2450_110411 Medium parameters used: $f = 2498.5$ MHz; $\sigma = 2.04$ mho/m; $\epsilon_r = 53.8$; $\rho = 1000$

kg/m³

Ambient Temperature : 22.4 ; Liquid Temperature : 21.4

DASY5 Configuration:

- Probe: ET3DV6 - SN1787; ConvF(4.03, 4.03, 4.03); Calibrated: 2010/5/18
- Sensor-Surface: 4mm (Mechanical Surface Detection)
- Electronics: DAE4 Sn778; Calibrated: 2010/10/22
- Phantom: ELI 4.0; Type: QDOVA001BA; Serial: 1029
- Measurement SW: DASY5, V5.0 Build 125; SEMCAD X Version 13.4 Build 125

Ch0/Area Scan (31x61x1): Measurement grid: dx=20mm, dy=20mm

Maximum value of SAR (interpolated) = 1.03 mW/g

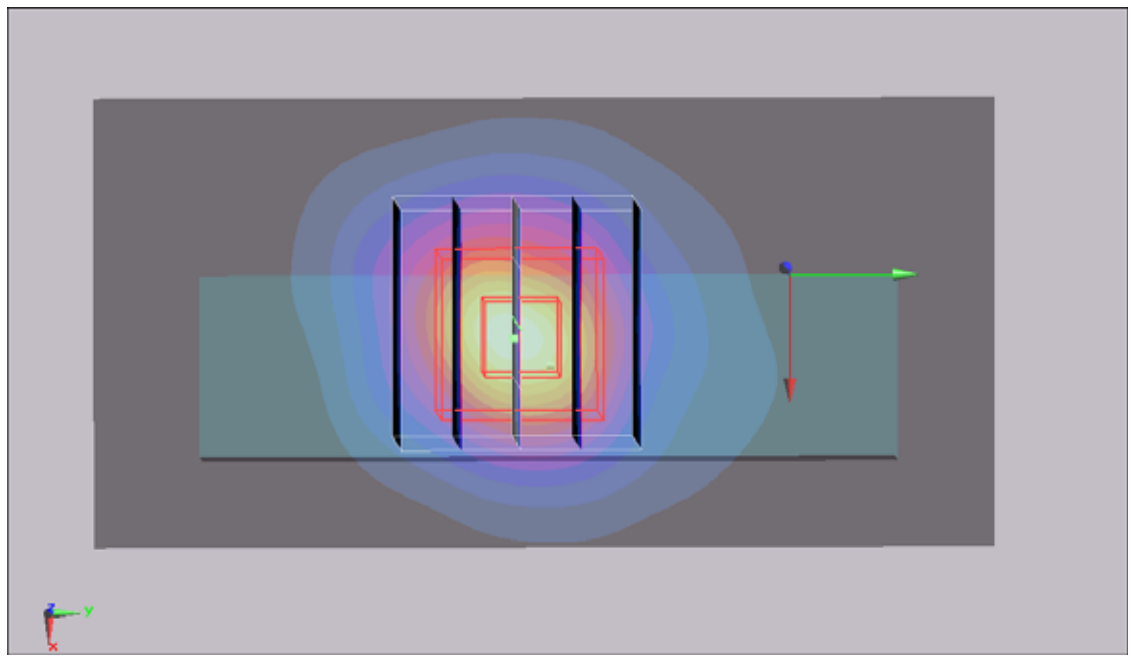
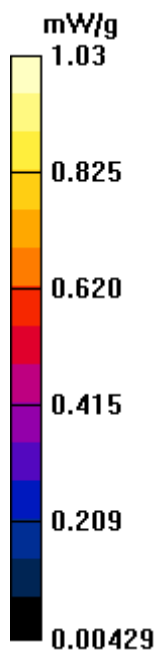
Ch0/Zoom Scan (5x5x7)/Cube 0: Measurement grid: dx=8mm, dy=8mm, dz=5mm

Reference Value = 5.46 V/m; Power Drift = 0.154 dB

Peak SAR (extrapolated) = 2.19 W/kg

SAR(1 g) = 0.921 mW/g; SAR(10 g) = 0.442 mW/g

Maximum value of SAR (measured) = 0.982 mW/g



#26 Wimax2600_16QAM1-2_5M_Horizontal Up_0.5cm_Ch1_Ant1

DUT: 122523

Communication System: Wimax; Frequency: 2593 MHz; Duty Cycle: 1:3.24

Medium: MSL_2600_110411 Medium parameters used: $f = 2593$ MHz; $\sigma = 2.2$ mho/m; $\epsilon_r = 51.1$; $\rho = 1000$

kg/m³

Ambient Temperature : 22.4 ; Liquid Temperature : 21.3

DASY5 Configuration:

- Probe: EX3DV4 - SN3731; ConvF(6.85, 6.85, 6.85); Calibrated: 2010/9/20
- Sensor-Surface: 4mm (Mechanical Surface Detection)
- Electronics: DAE4 Sn778; Calibrated: 2010/10/22
- Phantom: ELI 4.0; Type: QDOVA001BA; Serial: 1029
- Measurement SW: DASY5, V5.0 Build 125; SEMCAD X Version 13.4 Build 125

Ch1/Area Scan (31x61x1): Measurement grid: dx=20mm, dy=20mm

Maximum value of SAR (interpolated) = 1.08 mW/g

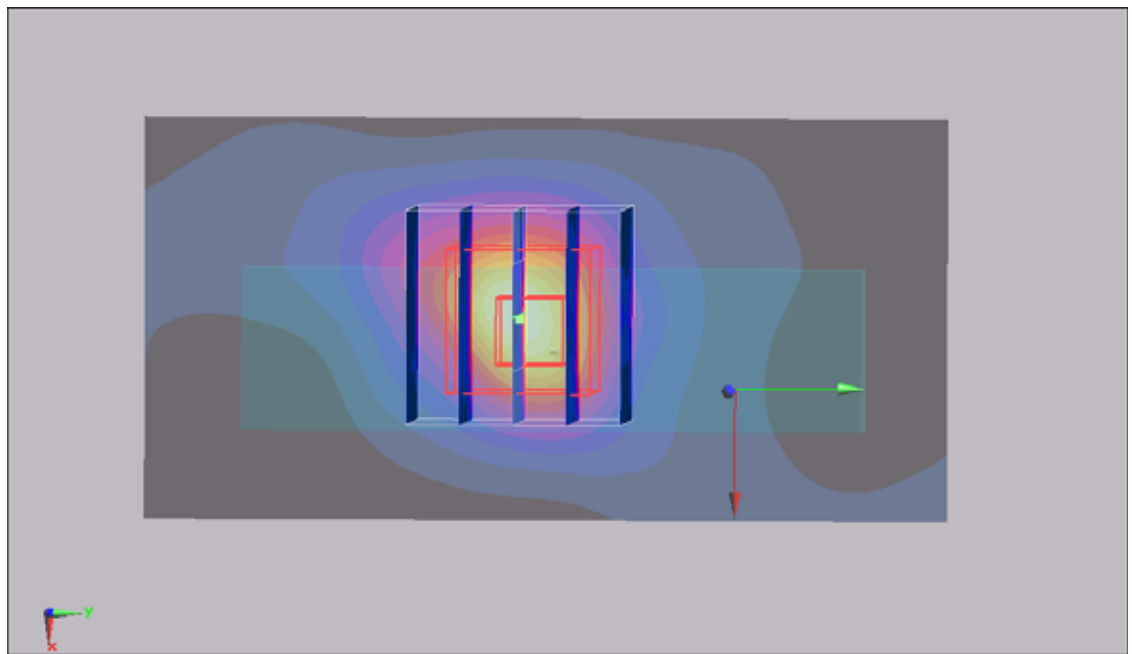
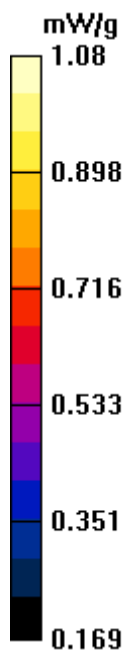
Ch1/Zoom Scan (5x5x7)/Cube 0: Measurement grid: dx=8mm, dy=8mm, dz=5mm

Reference Value = 9.82 V/m; Power Drift = 0.154 dB

Peak SAR (extrapolated) = 2.14 W/kg

SAR(1 g) = 0.993 mW/g; SAR(10 g) = 0.600 mW/g

Maximum value of SAR (measured) = 1.02 mW/g



#25 Wimax2600_16QAM1-2_5M_Horizontal Up_0.5cm_Ch2_Ant1

DUT: 122523

Communication System: Wimax; Frequency: 2687.5 MHz; Duty Cycle: 1:3.24

Medium: MSL_2600_110411 Medium parameters used: $f = 2687.5$ MHz; $\sigma = 2.26$ mho/m; $\epsilon_r = 50.9$; $\rho = 1000$

kg/m³

Ambient Temperature : 22.5 ; Liquid Temperature : 21.3

DASY5 Configuration:

- Probe: EX3DV4 - SN3731; ConvF(6.85, 6.85, 6.85); Calibrated: 2010/9/20
- Sensor-Surface: 4mm (Mechanical Surface Detection)
- Electronics: DAE4 Sn778; Calibrated: 2010/10/22
- Phantom: ELI 4.0; Type: QDOVA001BA; Serial: 1029
- Measurement SW: DASY5, V5.0 Build 125; SEMCAD X Version 13.4 Build 125

Ch2/Area Scan (31x61x1): Measurement grid: dx=20mm, dy=20mm

Maximum value of SAR (interpolated) = 1.02 mW/g

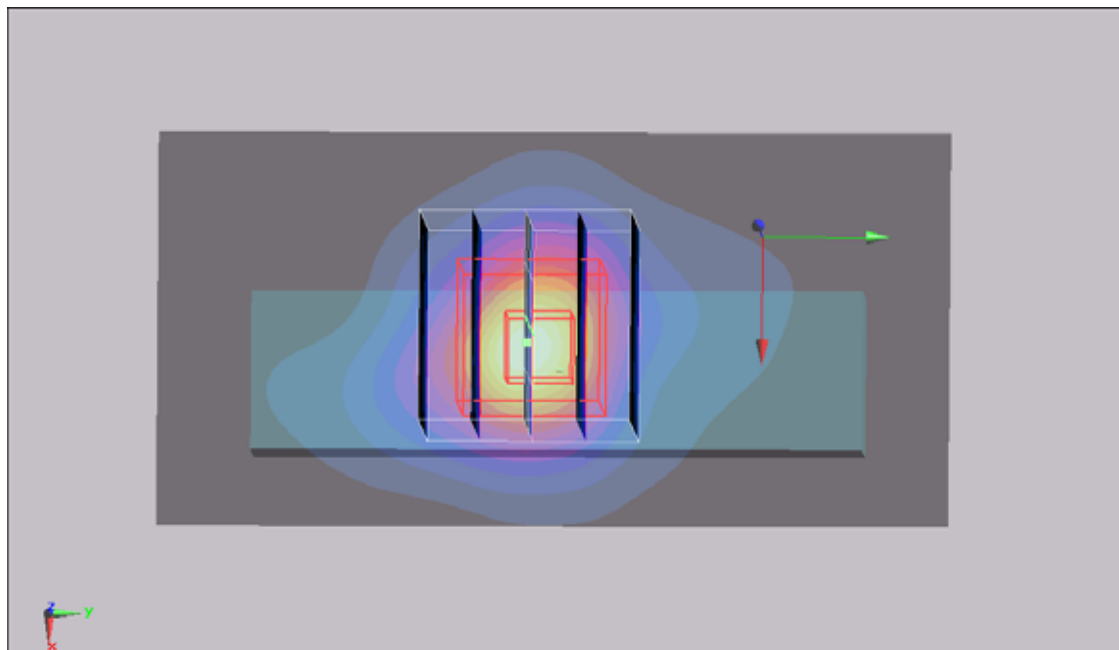
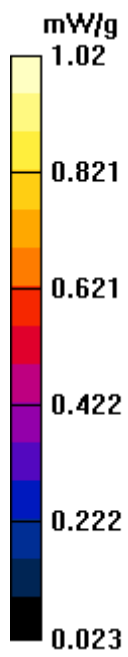
Ch2/Zoom Scan (5x5x7)/Cube 0: Measurement grid: dx=8mm, dy=8mm, dz=5mm

Reference Value = 5.36 V/m; Power Drift = 0.189 dB

Peak SAR (extrapolated) = 1.78 W/kg

SAR(1 g) = 0.917 mW/g; SAR(10 g) = 0.459 mW/g

Maximum value of SAR (measured) = 1.01 mW/g



#45Wimax2600_16QAM1-2_5M_Horizontal Up_0.5cm_Ch2_Ant0

DUT: 122523

Communication System: Wimax; Frequency: 2687.5 MHz; Duty Cycle: 1:3.24

Medium: MSL_2600_110510 Medium parameters used (interpolated): $f = 2687.5$ MHz; $\sigma = 2.26$ mho/m; $\epsilon_r = 50.9$; $\rho = 1000$ kg/m³

Ambient Temperature : 22.7 °C ; Liquid Temperature : 21.4 °C

DASY4 Configuration:

- Probe: EX3DV4 - SN3754; ConvF(6.76, 6.76, 6.76); Calibrated: 2011/1/11
- Sensor-Surface: 4mm (Mechanical Surface Detection)
- Electronics: DAE4 Sn778; Calibrated: 2010/10/22
- Phantom: ELI 4.0_Front; Type: QDOVA001BB; Serial: 1026
- Measurement SW: DASY4, V4.7 Build 80; Postprocessing SW: SEMCAD, V1.8 Build 186

Ch2/Area Scan (31x61x1): Measurement grid: dx=20mm, dy=20mm

Maximum value of SAR (interpolated) = 0.923 mW/g

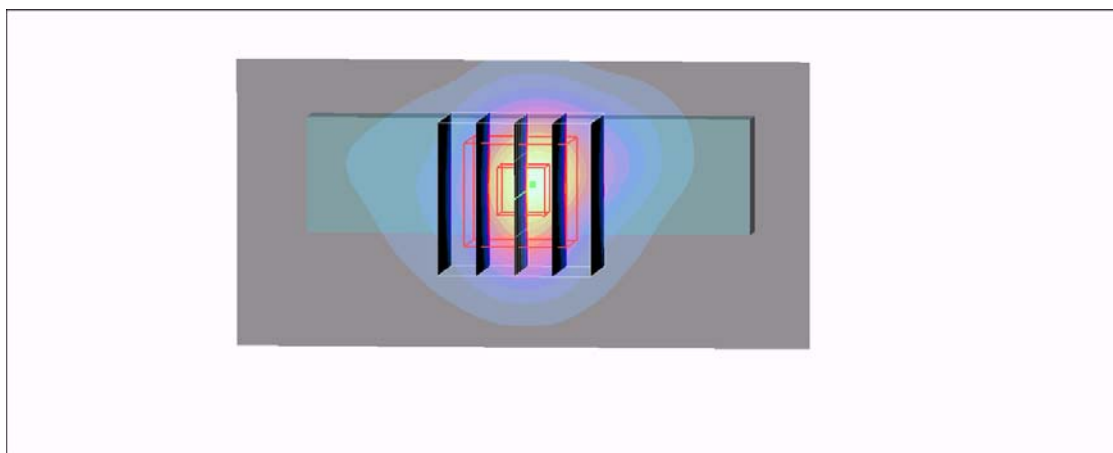
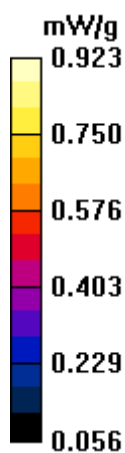
Ch2/Zoom Scan (5x5x7)/Cube 0: Measurement grid: dx=8mm, dy=8mm, dz=5mm

Reference Value = 8.20 V/m; Power Drift = -0.04 dB

Peak SAR (extrapolated) = 1.81 W/kg

SAR(1 g) = 0.872 mW/g; SAR(10 g) = 0.432 mW/g

Maximum value of SAR (measured) = 0.944 mW/g



#46 Wimax2600_16QAM1-2_5M_Horizontal Down_0.5cm_Ch2_Ant0

DUT: 122523

Communication System: Wimax; Frequency: 2687.5 MHz; Duty Cycle: 1:3.24

Medium: MSL_2600_110510 Medium parameters used: $f = 2687.5$ MHz; $\sigma = 2.26$ mho/m; $\epsilon_r = 50.9$;

$\rho = 1000$ kg/m³

Ambient Temperature : 22.7 °C ; Liquid Temperature : 21.4 °C

DASY4 Configuration:

- Probe: EX3DV4 - SN3754; ConvF(6.76, 6.76, 6.76); Calibrated: 2011/1/11

- Sensor-Surface: 4mm (Mechanical Surface Detection)

- Electronics: DAE4 Sn778; Calibrated: 2010/10/22

- Phantom: ELI 4.0_Front; Type: QDOVA001BB; Serial: 1026

- Measurement SW: DASY4, V4.7 Build 80; Postprocessing SW: SEMCAD, V1.8 Build 186

Ch2/Area Scan (31x61x1): Measurement grid: dx=20mm, dy=20mm

Maximum value of SAR (interpolated) = 0.877 mW/g

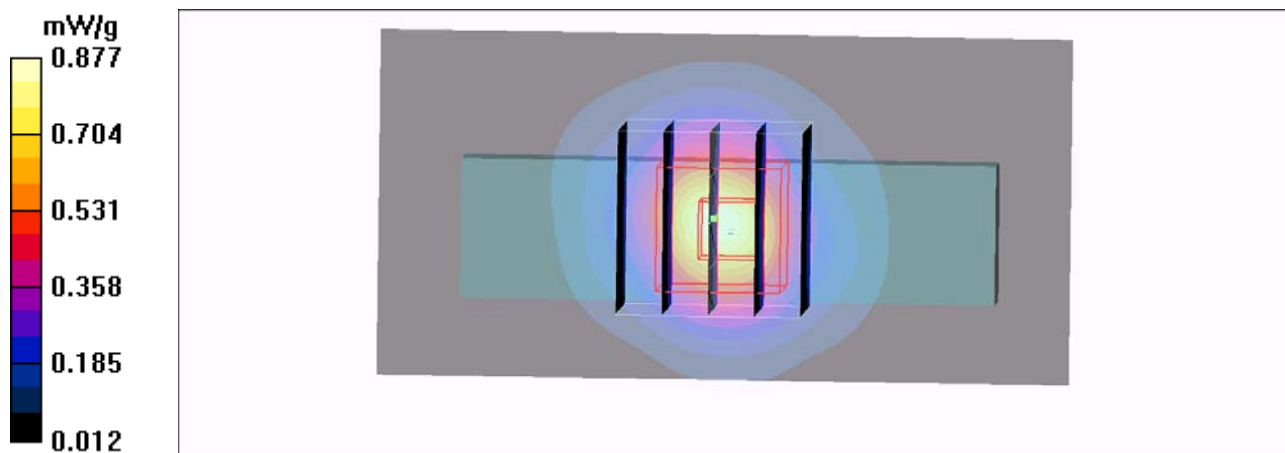
Ch2/Zoom Scan (5x5x7)/Cube 0: Measurement grid: dx=8mm, dy=8mm, dz=5mm

Reference Value = 3.77 V/m; Power Drift = -0.048 dB

Peak SAR (extrapolated) = 1.64 W/kg

SAR(1 g) = 0.778 mW/g; SAR(10 g) = 0.360 mW/g

Maximum value of SAR (measured) = 0.831 mW/g



#47 Wimax2600_16QAM1-2_5M_Vertical Back_0.5cm_Ch2_Ant0

DUT: 122523

Communication System: Wimax_2.6G_5M; Frequency: 2687.5 MHz; Duty Cycle: 1:3.164

Medium: MSL_2600_110510 Medium parameters used : $f = 2687.5$ MHz; $\sigma = 2.26$ mho/m; $\epsilon_r = 50.9$;

$\rho = 1000$ kg/m³

Ambient Temperature : 22.5 °C; Liquid Temperature : 21.4 °C

DASY4 Configuration:

- Probe: EX3DV4 - SN3754; ConvF(6.76, 6.76, 6.76); Calibrated: 2011/1/11
- Sensor-Surface: 4mm (Mechanical Surface Detection)
- Electronics: DAE4 Sn778; Calibrated: 2010/10/22
- Phantom: ELI 4.0_Front; Type: QDOVA001BB; Serial: 1026
- Measurement SW: DASY4, V4.7 Build 80; Postprocessing SW: SEMCAD, V1.8 Build 186

Ch2/Area Scan (31x61x1): Measurement grid: dx=20mm, dy=20mm

Maximum value of SAR (interpolated) = 0.540 mW/g

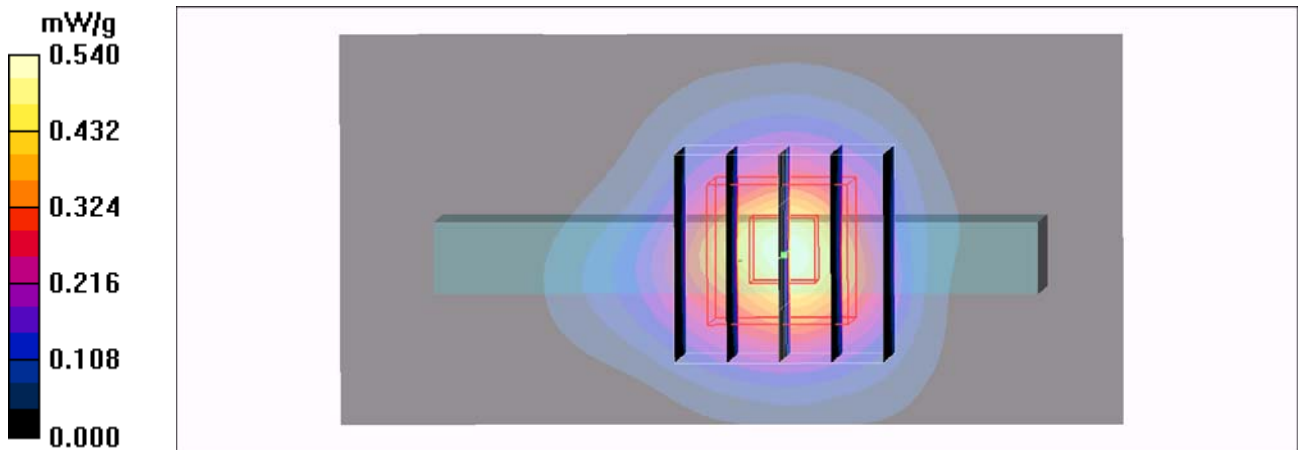
Ch2/Zoom Scan (5x5x7)/Cube 0: Measurement grid: dx=8mm, dy=8mm, dz=5mm

Reference Value = 3.47 V/m; Power Drift = -0.137 dB

Peak SAR (extrapolated) = 1.17 W/kg

SAR(1 g) = 0.523 mW/g; SAR(10 g) = 0.232 mW/g

Maximum value of SAR (measured) = 0.590 mW/g



#48 Wimax2600_16QAM1-2_5M_Horizontal Down_0.5cm_Ch0_Ant1

DUT: 122523

Communication System: Wimax_2.6G_5M; Frequency: 2498.5 MHz; Duty Cycle: 1:3.24

Medium: MSL_2450_110510 Medium parameters used: $f = 2498.5$ MHz; $\sigma = 2.05$ mho/m; $\epsilon_r = 51.3$;

$\rho = 1000$ kg/m³

Ambient Temperature : 22.5 °C; Liquid Temperature : 21.6 °C

DASY4 Configuration:

- Probe: EX3DV4 - SN3754; ConvF(6.84, 6.84, 6.84); Calibrated: 2011/1/11
- Sensor-Surface: 4mm (Mechanical Surface Detection)
- Electronics: DAE4 Sn778; Calibrated: 2010/10/22
- Phantom: ELI 4.0_Front; Type: QDOVA001BB; Serial: 1026
- Measurement SW: DASY4, V4.7 Build 80; Postprocessing SW: SEMCAD, V1.8 Build 186

Ch0/Area Scan (31x61x1): Measurement grid: dx=20mm, dy=20mm

Maximum value of SAR (interpolated) = 1.13 mW/g

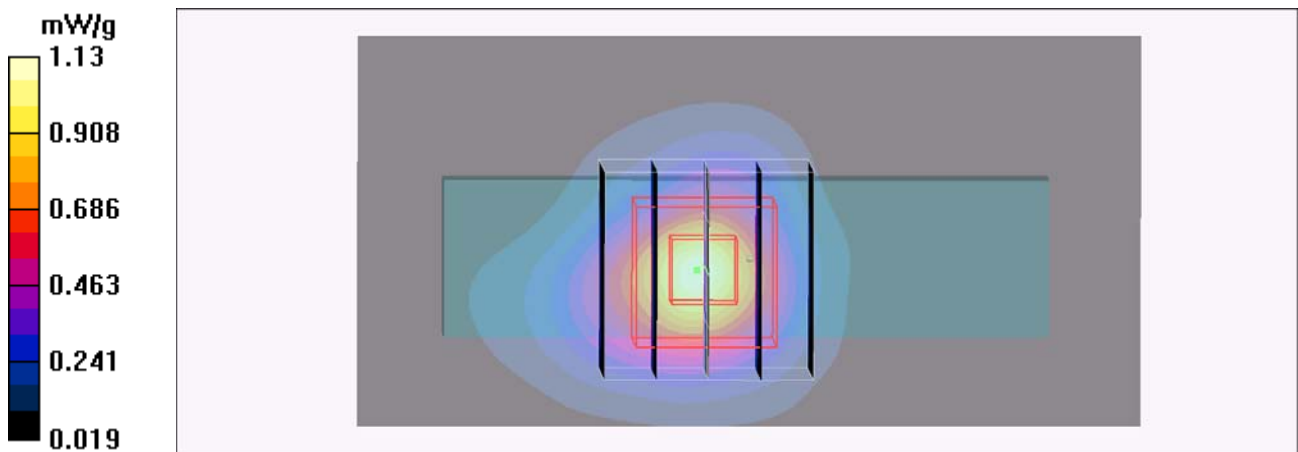
Ch0/Zoom Scan (5x5x7)/Cube 0: Measurement grid: dx=8mm, dy=8mm, dz=5mm

Reference Value = 4.79 V/m; Power Drift = -0.154 dB

Peak SAR (extrapolated) = 1.66 W/kg

SAR(1 g) = 0.833 mW/g; SAR(10 g) = 0.407 mW/g

Maximum value of SAR (measured) = 0.922 mW/g



#49 Wimax2600_16QAM1-2_5M_Verical Front_0.5cm_Ch2_Ant1

DUT: 122523

Communication System: Wimax_2.6G_5M; Frequency: 2687.5 MHz;Duty Cycle: 1:3.164

Medium: MSL_2600_110510 Medium parameters used : $f = 2687.5$ MHz; $\sigma = 2.26$ mho/m; $\epsilon_r = 50.9$;

$\rho = 1000$ kg/m³

Ambient Temperature : 22.6 °C; Liquid Temperature : 21.4 °C

DASY4 Configuration:

- Probe: EX3DV4 - SN3754; ConvF(6.76, 6.76, 6.76); Calibrated: 2011/1/11
- Sensor-Surface: 4mm (Mechanical Surface Detection)
- Electronics: DAE4 Sn778; Calibrated: 2010/10/22
- Phantom: ELI 4.0_Front; Type: QDOVA001BB; Serial: 1026
- Measurement SW: DASY4, V4.7 Build 80; Postprocessing SW: SEMCAD, V1.8 Build 186

Ch2/Area Scan (31x61x1): Measurement grid: dx=20mm, dy=20mm

Maximum value of SAR (interpolated) = 0.721 mW/g

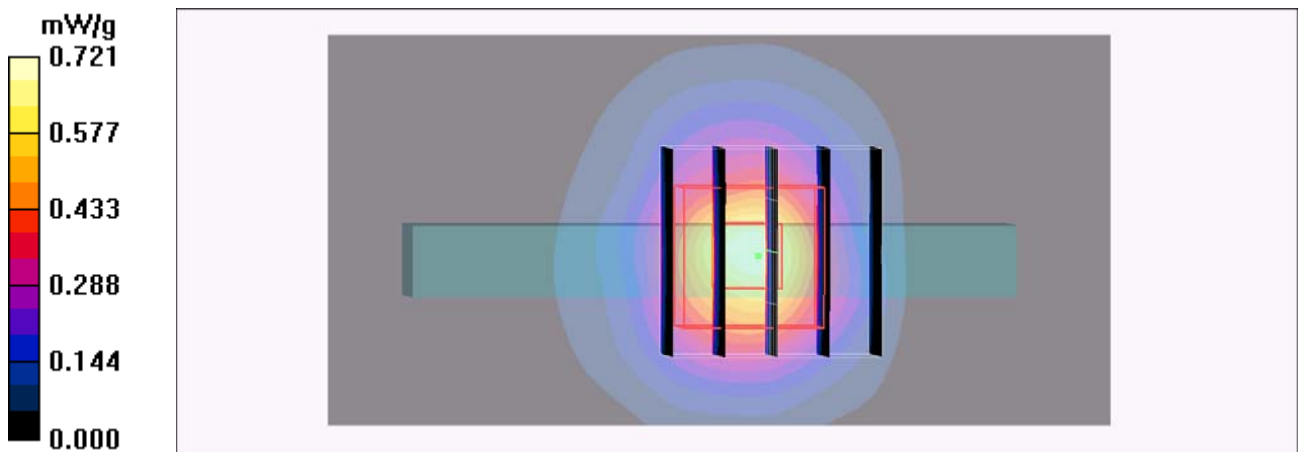
Ch2/Zoom Scan (5x5x7)/Cube 0: Measurement grid: dx=8mm, dy=8mm, dz=5mm

Reference Value = 1.14 V/m; Power Drift = -0.177 dB

Peak SAR (extrapolated) = 1.42 W/kg

SAR(1 g) = 0.645 mW/g; SAR(10 g) = 0.292 mW/g

Maximum value of SAR (measured) = 0.706 mW/g



#42 Wimax2600_16QAM1-2_10M_Horizontal Up_0.5cm_Ch0_Ant1

DUT: 122523

Communication System: Wimax; Frequency: 2501 MHz; Duty Cycle: 1:3.24

Medium: MSL_2600_110411 Medium parameters used: $f = 2501$ MHz; $\sigma = 2.1$ mho/m; $\epsilon_r = 51.3$; $\rho = 1000$

kg/m³

Ambient Temperature : 22.5 ; Liquid Temperature : 21.3

DASY5 Configuration:

- Probe: EX3DV4 - SN3731; ConvF(6.85, 6.85, 6.85); Calibrated: 2010/9/20
- Sensor-Surface: 4mm (Mechanical Surface Detection)
- Electronics: DAE4 Sn778; Calibrated: 2010/10/22
- Phantom: ELI 4.0; Type: QDOVA001BA; Serial: 1029
- Measurement SW: DASY5, V5.0 Build 125; SEMCAD X Version 13.4 Build 125

Ch0/Area Scan (31x61x1): Measurement grid: dx=20mm, dy=20mm

Maximum value of SAR (interpolated) = 0.938 mW/g

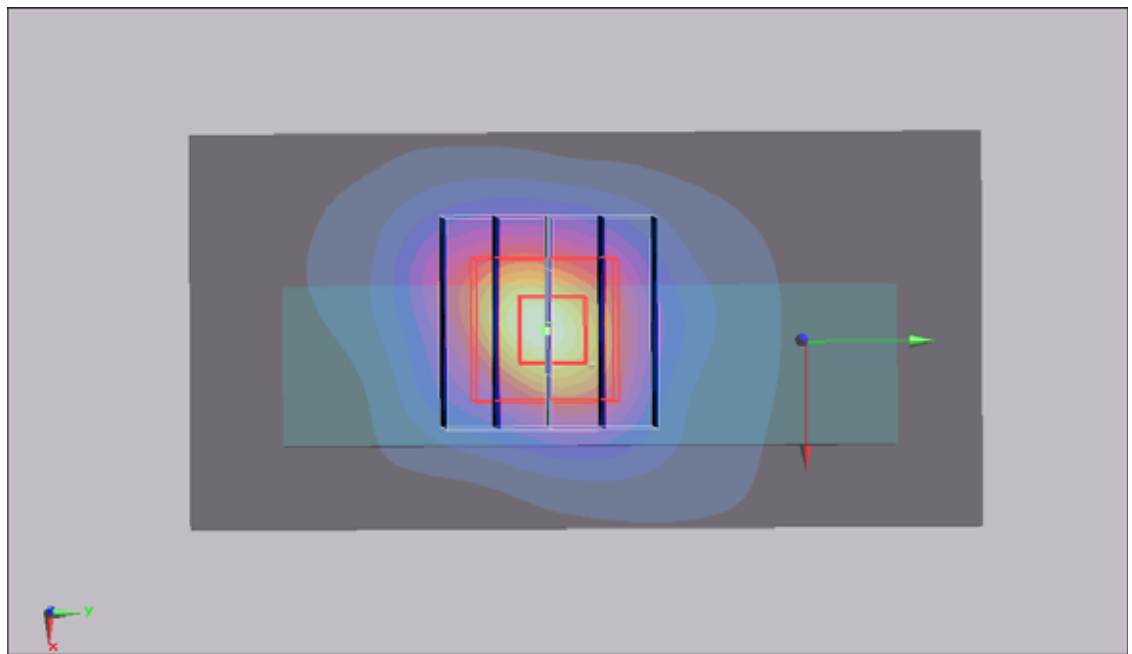
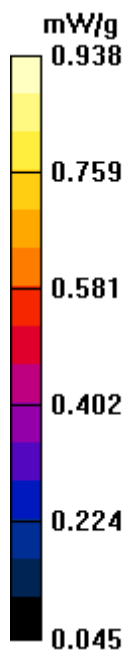
Ch0/Zoom Scan (5x5x7)/Cube 0: Measurement grid: dx=8mm, dy=8mm, dz=5mm

Reference Value = 5.28 V/m; Power Drift = 0.104 dB

Peak SAR (extrapolated) = 1.7 W/kg

SAR(1 g) = 0.803 mW/g; SAR(10 g) = 0.424 mW/g

Maximum value of SAR (measured) = 0.874 mW/g



#43 Wimax2600_16qam1-2_10M_Horizontal Up_0.5cm_Ch1_Ant1

DUT: 122523

Communication System: Wimax; Frequency: 2593 MHz; Duty Cycle: 1:3.24

Medium: MSL_2600_110411 Medium parameters used: $f = 2593$ MHz; $\sigma = 2.2$ mho/m; $\epsilon_r = 51.1$; $\rho = 1000$

kg/m³

Ambient Temperature : 22.5 ; Liquid Temperature : 21.3

DASY5 Configuration:

- Probe: EX3DV4 - SN3731; ConvF(6.85, 6.85, 6.85); Calibrated: 2010/9/20
- Sensor-Surface: 4mm (Mechanical Surface Detection)
- Electronics: DAE4 Sn778; Calibrated: 2010/10/22
- Phantom: ELI 4.0; Type: QDOVA001BA; Serial: 1029
- Measurement SW: DASY5, V5.0 Build 125; SEMCAD X Version 13.4 Build 125

Ch1/Area Scan (31x61x1): Measurement grid: dx=20mm, dy=20mm

Maximum value of SAR (interpolated) = 0.895 mW/g

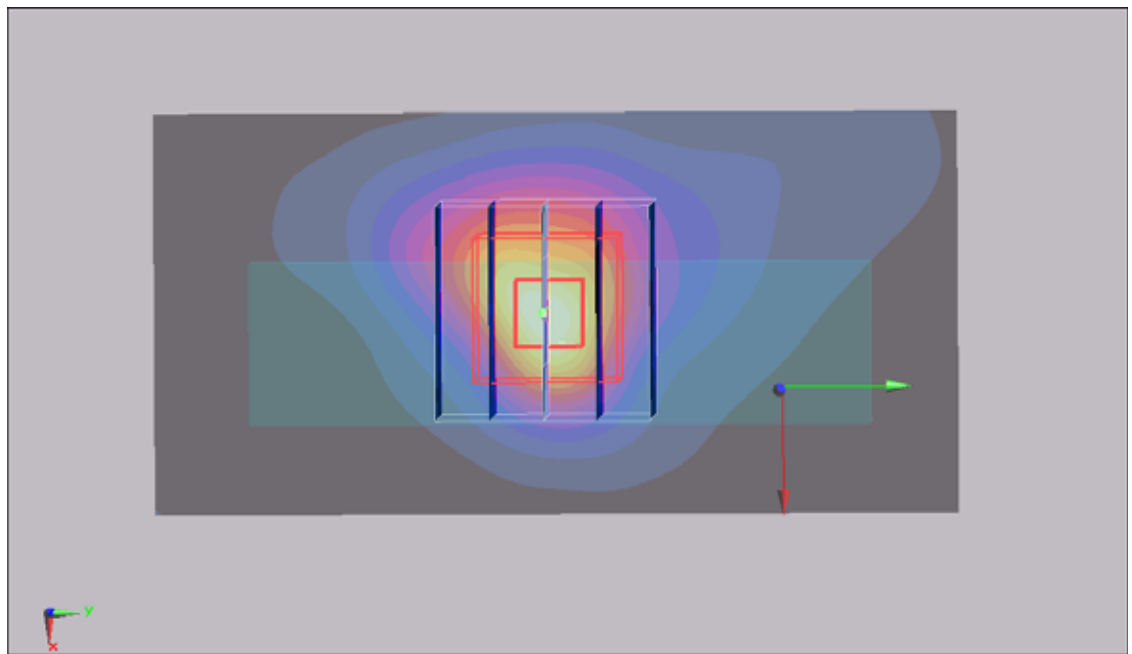
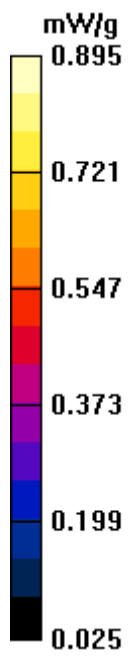
Ch1/Zoom Scan (5x5x7)/Cube 0: Measurement grid: dx=8mm, dy=8mm, dz=5mm

Reference Value = 6.7 V/m; Power Drift = 0.173 dB

Peak SAR (extrapolated) = 1.8 W/kg

SAR(1 g) = 0.885 mW/g; SAR(10 g) = 0.446 mW/g

Maximum value of SAR (measured) = 1 mW/g



#44 Wimax2600_16QAM1-2_10M_Horizontal Up_0.5cm_Ch2_Ant1

DUT: 122523

Communication System: Wimax; Frequency: 2685 MHz; Duty Cycle: 1:3.24

Medium: MSL_2600_110411 Medium parameters used: $f = 2685$ MHz; $\sigma = 2.25$ mho/m; $\epsilon_r = 50.9$; $\rho = 1000$

kg/m³

Ambient Temperature : 22.5 ; Liquid Temperature : 21.3

DASY5 Configuration:

- Probe: EX3DV4 - SN3731; ConvF(6.85, 6.85, 6.85); Calibrated: 2010/9/20
- Sensor-Surface: 4mm (Mechanical Surface Detection)
- Electronics: DAE4 Sn778; Calibrated: 2010/10/22
- Phantom: ELI 4.0; Type: QDOVA001BA; Serial: 1029
- Measurement SW: DASY5, V5.0 Build 125; SEMCAD X Version 13.4 Build 125

Ch2/Area Scan (31x61x1): Measurement grid: dx=20mm, dy=20mm

Maximum value of SAR (interpolated) = 1.09 mW/g

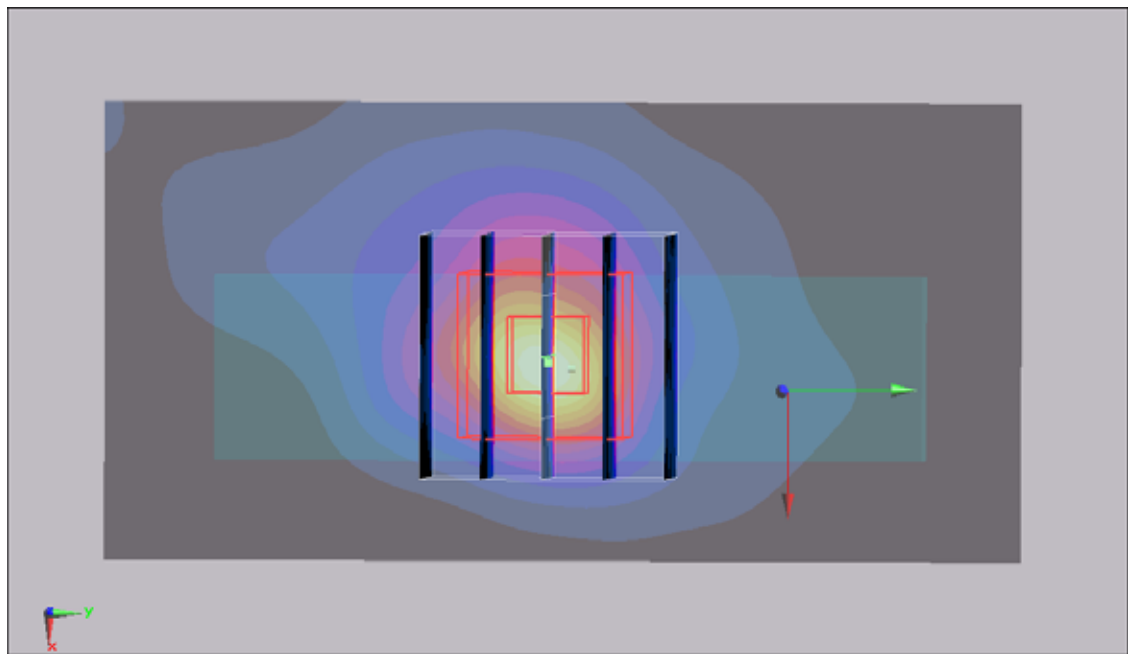
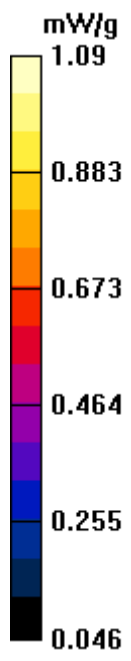
Ch2/Zoom Scan (5x5x7)/Cube 0: Measurement grid: dx=8mm, dy=8mm, dz=5mm

Reference Value = 7.02 V/m; Power Drift = 0.12 dB

Peak SAR (extrapolated) = 2.16 W/kg

SAR(1 g) = 0.967 mW/g; SAR(10 g) = 0.498 mW/g

Maximum value of SAR (measured) = 1.03 mW/g



#50 Wimax2600_16QAM1-2_10M_Horizontal Up_0.5cm_Ch1_Ant0

DUT: 122523

Communication System: Wimax; Frequency: 2593 MHz; Duty Cycle: 1:3.24

Medium: MSL_2450_110510 Medium parameters used: $f = 2500$ MHz; $\sigma = 2.07$ mho/m; $\epsilon_r = 53.8$; ρ

$= 1000$ kg/m³

Ambient Temperature : 22.7 °C ; Liquid Temperature : 21.4 °C

DASY4 Configuration:

- Probe: EX3DV4 - SN3754; ConvF(6.76, 6.76, 6.76); Calibrated: 2011/1/11
- Sensor-Surface: 4mm (Mechanical Surface Detection)
- Electronics: DAE4 Sn778; Calibrated: 2010/10/22
- Phantom: ELI 4.0_Front; Type: QDOVA001BB; Serial: 1026
- Measurement SW: DASY4, V4.7 Build 80; Postprocessing SW: SEMCAD, V1.8 Build 186

Ch1/Area Scan (31x61x1): Measurement grid: dx=20mm, dy=20mm

Maximum value of SAR (interpolated) = 0.832 mW/g

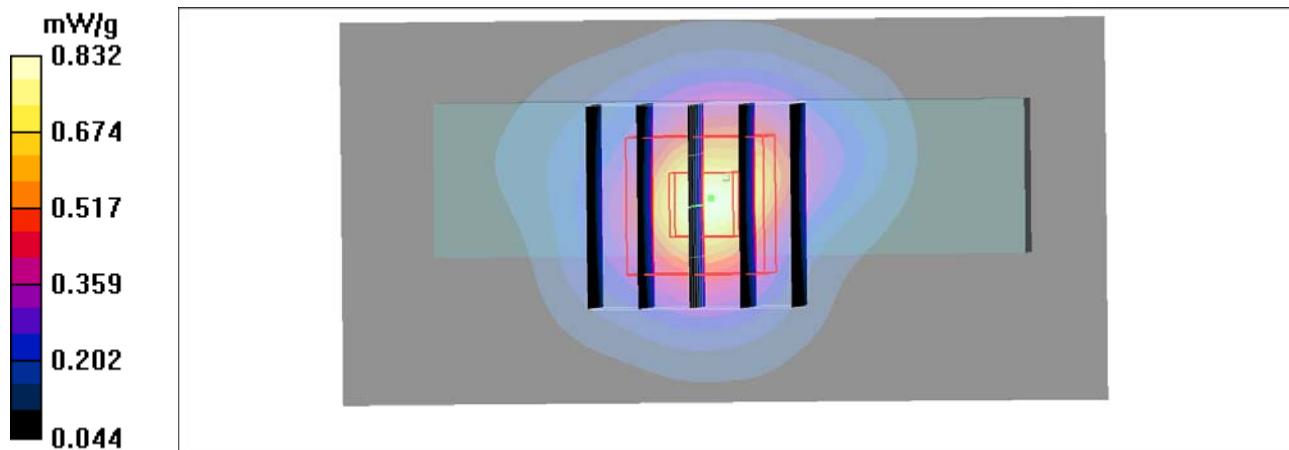
Ch1/Zoom Scan (5x5x7)/Cube 0: Measurement grid: dx=8mm, dy=8mm, dz=5mm

Reference Value = 6.75 V/m; Power Drift = -0.009 dB

Peak SAR (extrapolated) = 1.42 W/kg

SAR(1 g) = 0.702 mW/g; SAR(10 g) = 0.356 mW/g

Maximum value of SAR (measured) = 0.767 mW/g



#51 Wimax2600_16QAM1-2_10M_Horizontal Down_0.5cm_Ch0_Ant0

DUT: 122523

Communication System: Wimax_2.6G_10M; Frequency: 2501 MHz; Duty Cycle: 1:3.164

Medium: MSL_2600_110510 Medium parameters used: $f = 2501$ MHz; $\sigma = 2.1$ mho/m; $\epsilon_r = 51.3$; $\rho = 1000$ kg/m³

Ambient Temperature : 22.5 °C; Liquid Temperature : 21.4 °C

DASY4 Configuration:

- Probe: EX3DV4 - SN3754; ConvF(6.76, 6.76, 6.76); Calibrated: 2011/1/11
- Sensor-Surface: 4mm (Mechanical Surface Detection)
- Electronics: DAE4 Sn778; Calibrated: 2010/10/22
- Phantom: ELI 4.0_Front; Type: QDOVA001BB; Serial: 1026
- Measurement SW: DASY4, V4.7 Build 80; Postprocessing SW: SEMCAD, V1.8 Build 186

Ch0/Area Scan (31x61x1): Measurement grid: dx=20mm, dy=20mm

Maximum value of SAR (interpolated) = 0.756 mW/g

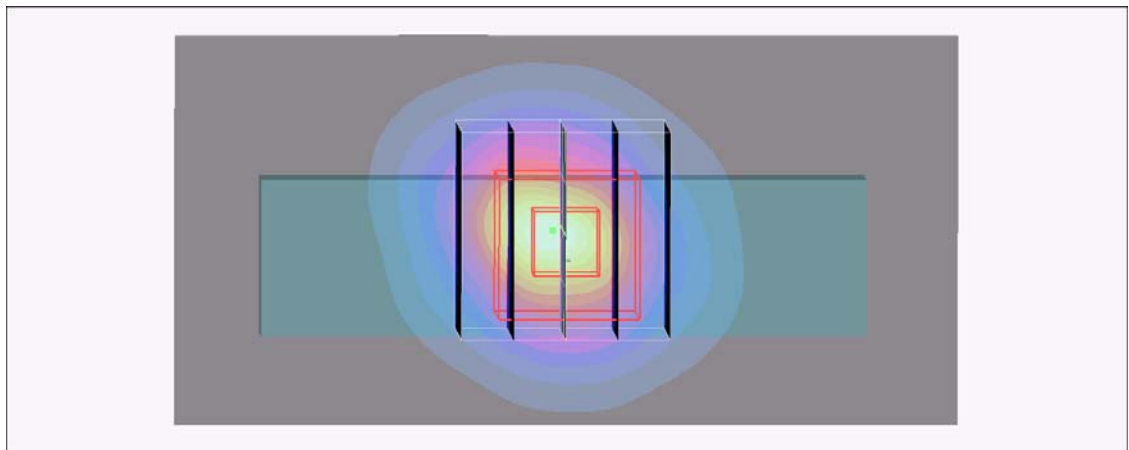
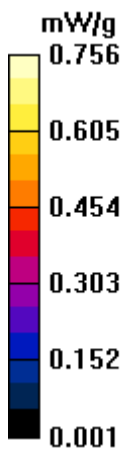
Ch0/Zoom Scan (5x5x7)/Cube 0: Measurement grid: dx=8mm, dy=8mm, dz=5mm

Reference Value = 2.45 V/m; Power Drift = -0.120 dB

Peak SAR (extrapolated) = 1.09 W/kg

SAR(1 g) = 0.547 mW/g; SAR(10 g) = 0.265 mW/g

Maximum value of SAR (measured) = 0.591 mW/g



#52 Wimax2600_16QAM1-2_10M_Horizontal Down_0.5cm_Ch2_Ant1

DUT: 122523

Communication System: Wimax_2.6G_10M; Frequency: 2685 MHz; Duty Cycle: 1:3.164

Medium: MSL_2600_110510 Medium parameters used: $f = 2685$ MHz; $\sigma = 2.25$ mho/m; $\epsilon_r = 50.9$; $\rho = 1000$ kg/m³

Ambient Temperature : 22.3 °C; Liquid Temperature : 21.4 °C

DASY4 Configuration:

- Probe: EX3DV4 - SN3754; ConvF(6.76, 6.76, 6.76); Calibrated: 2011/1/11
- Sensor-Surface: 4mm (Mechanical Surface Detection)
- Electronics: DAE4 Sn778; Calibrated: 2010/10/22
- Phantom: ELI 4.0_Front; Type: QDOVA001BB; Serial: 1026
- Measurement SW: DASY4, V4.7 Build 80; Postprocessing SW: SEMCAD, V1.8 Build 186

Ch2/Area Scan (31x61x1): Measurement grid: dx=20mm, dy=20mm

Maximum value of SAR (interpolated) = 0.809 mW/g

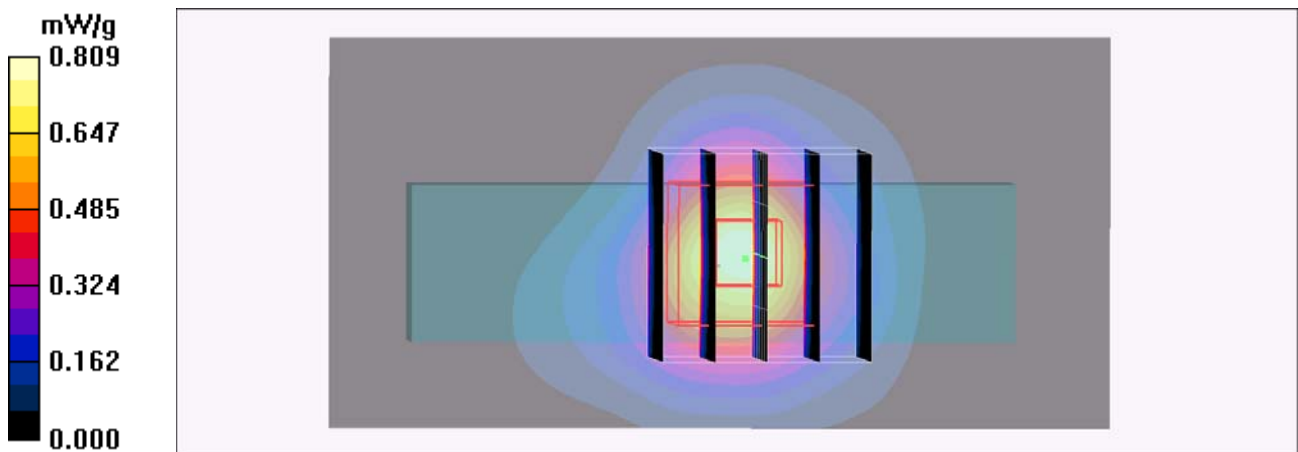
Ch2/Zoom Scan (5x5x7)/Cube 0: Measurement grid: dx=8mm, dy=8mm, dz=5mm

Reference Value = 3.35 V/m; Power Drift = -0.193 dB

Peak SAR (extrapolated) = 1.59 W/kg

SAR(1 g) = 0.739 mW/g; SAR(10 g) = 0.339 mW/g

Maximum value of SAR (measured) = 0.825 mW/g



#53 Wimax2600_16QAM1-2_10M_Vertical Front_0.5cm_Ch2_Ant1

DUT: 122523

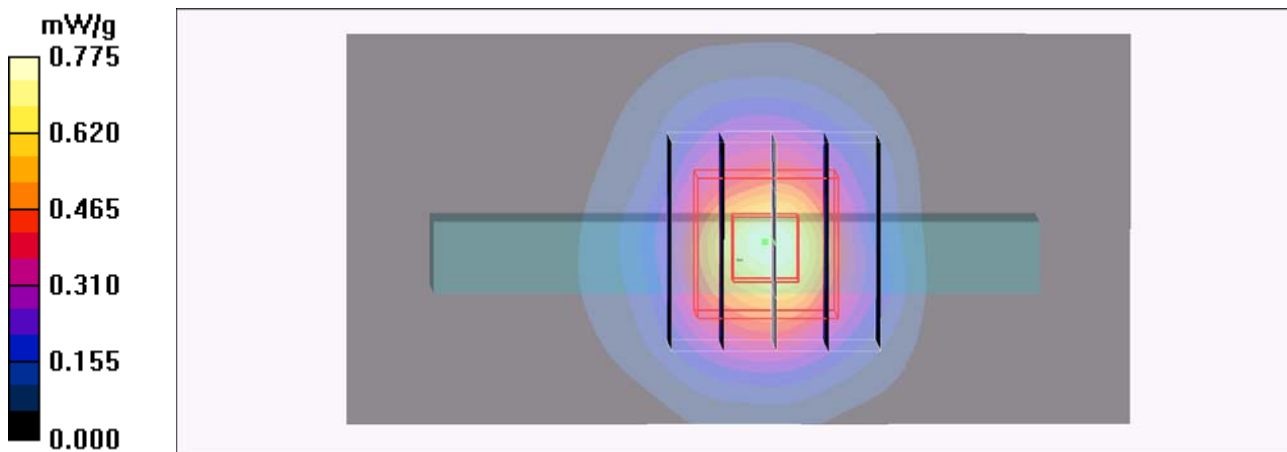
Communication System: Wimax_2.6G_10M; Frequency: 2685 MHz; Duty Cycle: 1:3.164
Medium: MSL_2600_110510 Medium parameters used: $f = 2685$ MHz; $\sigma = 2.25$ mho/m; $\epsilon_r = 50.9$; $\rho = 1000$ kg/m³
Ambient Temperature : 22.2 °C; Liquid Temperature : 21.4 °C

DASY4 Configuration:

- Probe: EX3DV4 - SN3754; ConvF(6.76, 6.76, 6.76); Calibrated: 2011/1/11
- Sensor-Surface: 4mm (Mechanical Surface Detection)
- Electronics: DAE4 Sn778; Calibrated: 2010/10/22
- Phantom: ELI 4.0_Front; Type: QDOVA001BB; Serial: 1026
- Measurement SW: DASY4, V4.7 Build 80; Postprocessing SW: SEMCAD, V1.8 Build 186

Ch2/Area Scan (31x61x1): Measurement grid: dx=20mm, dy=20mm
Maximum value of SAR (interpolated) = 0.775 mW/g

Ch2/Zoom Scan (5x5x7)/Cube 0: Measurement grid: dx=8mm, dy=8mm, dz=5mm
Reference Value = 1.40 V/m; Power Drift = -0.160 dB
Peak SAR (extrapolated) = 1.48 W/kg
SAR(1 g) = 0.668 mW/g; SAR(10 g) = 0.302 mW/g
Maximum value of SAR (measured) = 0.742 mW/g



#35 Wimax2600_QPSK1-2_5M_Horizontal Up_0.5cm_Ch2_Ant1_Zoom Scan 1-2

DUT: 122523

Communication System: Wimax; Frequency: 2687.5 MHz; Duty Cycle: 1:3.24

Medium: MSL_2600_110411 Medium parameters used: $f = 2687.5$ MHz; $\sigma = 2.26$ mho/m; $\epsilon_r = 50.9$; $\rho = 1000$

kg/m³

Ambient Temperature : 22.5 ; Liquid Temperature : 21.3

DASY5 Configuration:

- Probe: EX3DV4 - SN3731; ConvF(6.85, 6.85, 6.85); Calibrated: 2010/9/20
- Sensor-Surface: 4mm (Mechanical Surface Detection)
- Electronics: DAE4 Sn778; Calibrated: 2010/10/22
- Phantom: ELI 4.0; Type: QDOVA001BA; Serial: 1029
- Measurement SW: DASY5, V5.0 Build 125; SEMCAD X Version 13.4 Build 125

Ch2/Area Scan (31x61x1): Measurement grid: dx=20mm, dy=20mm

Maximum value of SAR (interpolated) = 1.04 mW/g

Ch2/Zoom Scan (9x9x13)/Cube 0: Measurement grid: dx=4mm, dy=4mm, dz=2.5mm

Reference Value = 11 V/m; Power Drift = -0.158 dB

Peak SAR (extrapolated) = 1.99 W/kg

SAR(1 g) = 1.03 mW/g; SAR(10 g) = 0.624 mW/g

Maximum value of SAR (measured) = 1.16 mW/g

