

Application for FCC Certificate
On Behalf of
Hisense Electric Co., Ltd.

LED LCD TV

Model No.:

Model No.	Brand
55H5307, 55H5D,55H5D+, 55H5+0D,55H5+0D1,55H5+0D2, 55H50+0D,55H50+0D1,55H50+0D2	Hisense

FCC ID : W9HLCDF0133

Prepared For : Hisense Electric Co., Ltd.
No.218 Qianwangang Road, Economy & Technology
Development Zone, Qingdao, China

Prepared By : Audix Technology (Shanghai) Co., Ltd.
3F and 4F, 34Bldg 680 Guiping Rd,
Caohejing Hi-Tech Park,
Shanghai 200233, China

Tel: +86-21-64955500
Fax: +86-21-64955491

Report No. : ACI-F17231
Date of Test : Jun 17-25, 2017
Date of Report : Jul 05, 2017

TABLE OF CONTENTS

	Page
1 SUMMARY OF STANDARDS AND RESULTS	4
1.1 Description of Standards and Results.....	4
2 GENERAL INFORMATION	5
2.1 Description of Equipment Under Test.....	5
2.2 Peripherals.....	6
2.3 Description of Test Facility.....	8
2.4 Measurement Uncertainty.....	8
3 CONDUCTED EMISSION TEST	9
3.1 Test Equipment.....	9
3.2 Block Diagram of Test Setup.....	9
3.3 Conducted Emission Limit [FCC Part 15 Subpart B 15.107(a)].....	10
3.4 Test Configuration.....	10
3.5 Operating Condition of EUT.....	11
3.6 Test Procedures.....	11
3.7 Test Results.....	12
4 RADIATED EMISSION TEST	22
4.1 Test Equipment.....	22
4.2 Block Diagram of Test Setup.....	22
4.3 Radiated Emission Limit [FCC Part 15 Subpart B 15.109(a)].....	24
4.4 Test Configuration.....	24
4.5 Operating Condition of EUT.....	24
4.6 Test Procedures.....	24
4.7 Test Results.....	25
5 DEVIATION TO TEST SPECIFICATIONS	36

TEST REPORT FOR FCC CERTIFICATE

Applicant : Hisense Electric Co., Ltd.
 Manufacturer : Hisense Electric Co., Ltd.
 Factory #1 : Hisense Electric Co., Ltd.
 Factory #2 : Tatung Mexico S.A. de C.V.
 Factory #3 : HISENSE ELECTRONICA MEXICO, S.A. DE C.V.
 EUT Description : LED LCD TV
 Model No. : Refer to Sec.2.1
 Brand : Hisense
 Power Supply : 120V/60Hz

Test Procedure Used:

*FCC RULES AND REGULATIONS PART 15 SUBPART B CLASS B
AND ANSI C63.4-2014*

The device described above is tested by Audix Technology (Shanghai) Co., Ltd. To determine the maximum emission levels emanating from the device. The maximum emission levels are compared to the FCC Part 15 Subpart B (Class B) limits both radiated and conducted emissions.

The test results are contained in this test report and Audix Technology (Shanghai) Co., Ltd. is assumed full responsibility for the accuracy and completeness of these measurements. This report shows that the EUT (M/N: Refer to Sec2.1) which was tested in 3m anechoic chamber Jun 17-25, 2017 is technically compliance with the FCC official limits also.

This report applies to above tested sample only. This report shall not be reproduced in part without written approval of Audix Technology (Shanghai) Co., Ltd.


This report must not be used by the client to claim product certification, approval, or endorsement by NVLAP, NIST, or any agency of the federal government.

The test results for EUT's TV functions are contained in No.F17226, a Verification report.

Date of Test : Jun 17-25, 2017 Date of Report : Jul 05, 2017

Producer : HUI MIN YAN
 HUI MIN YAN / Assistant

Review : Byron Wu
 BYRON WU / Deputy Assistant Manager

 For and on behalf of
 Audix Technology (Shanghai) Co., Ltd.

Signatory : Byron Kwo
 Authorized Signature EMC BYRON KWO / Assistant General Manager

1 SUMMARY OF STANDARDS AND RESULTS

1.1 Description of Standards and Results

The EUT have been tested according to the applicable standards as referenced below:

Description of Test Item	Standard	Limits	Results
EMISSION			
Conducted Disturbance at the Mains Terminal	FCC RULES AND REGULATIONS PART 15 SUBPART B AND ANSI C63.4-2014	15.107(a) Class B	Pass
		Minimum passing margin is 15.66dB at 0.909MHz	
Radiated Disturbance	FCC RULES AND REGULATIONS PART 15 SUBPART B AND ANSI C63.4-2014	15.109(a) Class B	Pass
		Minimum passing margin is 3.02dB at 798.980MHz (Horizontal, 1.8m/100°)	

2 GENERAL INFORMATION

2.1 Description of Equipment Under Test

Description	:	LED LCD TV
Type of EUT	:	<input checked="" type="checkbox"/> Production <input type="checkbox"/> Pre-product <input type="checkbox"/> Pro-type
Model No	:	55H5307,55H5D,55H5D+, 55H5+0D, 55H5+0D1,55H5+0D2, 55H50+0D, 55H50+0D1,55H50+0D2
Note #1	:	The above models are all the same except for model number. 55H5307 model is tested and recorded in the report.
Note #2	:	“+”represents any of the Arabic numeral.
Note #3	:	The tuner port comply with the 15.111 requirement.
Brand	:	Hisense
RF module FCC ID	:	2AJVQ-ZDWFM2402
Applicant	:	Hisense Electric Co., Ltd. No.218 Qianwangang Road, Economy & Technology Development Zone, Qingdao, China
Manufacturer	:	Same as Applicant
Factory #1	:	Same as Applicant
Factory #2	:	Tatung Mexico S.A. de C.V. Miguel Catalán 420, Parque Industrial Rio Bravo, Cd. Juarez, Chih., CP 32557
Factory #3	:	HISENSE ELECTRONICA MEXICO,S.A. DE C.V. Blvd. Hisense #3510 Parque Industrial Rosarito, C.P. 22710 Playas de Rosarito, B.C.
LCD Panel	:	Manufacturer : Hisense M/N : HD550K3F82-TX
Tuner	:	Manufacturer : MAXLINEAR M/N : MxL661
Max Resolution	:	1920*1080@60Hz
HDMI Cable*3 (Lab provide)	:	Shielded, Detachable, 1.80m
Power Cord	:	Unshielded, Detachable, 1.80m, 2C

LAN Cable	:	Unshielded, Detachable, 1.50m
USB Cable*2 (Lab provide)	:	Shielded, Detachable, 1.00m

Remark:

The EUT is a LED LCD TV which input/output ports as follows:

Side View:

(1) One ANT Port	:	Connected with Antenna or ATSC SG/TV SG
(2) One HDMI1 Port	:	Connected with PC
(3) One HDMI2 Port	:	Connected with PC
(4) One USB1 Ports	:	Connected with Hard-Disk
(5) One AUDIO OUT Port	:	Connected with Earphone
(6) One USB2 Ports	:	Connected with Hard-Disk
(7) One Service Port	:	Do not open to customer

Back View:

(8) One AV IN Port	:	Connected with DVD Player
(9) One DIGITALAUDIO OUT Port	:	Connected with Audio Converter to Earphone
(10)One LAN IN Port	:	Connected with PC
(11)One HDMI3 Port	:	Connected with DVD Player

2.2 Peripherals

2.2.1 PC

Manufacturer	:	HP
Model Number	:	Pro3340
Serial Number	:	6CR2512VFD
Power Cord	:	Unshielded, Detachable, 1.8m
Certificate	:	FCC DoC; CE/EMC; VCCI; C-Tick;

2.2.2 Keyboard

Manufacturer : Microsoft
Model Number : RT2300
Serial Number : 7668200662248
Data Cable : Shielded, undetachable, 1.8m
Certificate : CE/EMC, FCC DoC, VCCI, MIC,
C-Tick, BSMI

2.2.3 Mouse

Manufacturer : Microsoft
Model Number : RT2300
Serial Number : 6965712071551
Data Cable : Shielded, Undetachable, 1.8m.
Certificate : CE/EMC, FCC DoC, VCCI, MIC,
C-Tick, BSMI

2.2.4 Modem

Manufacturer : TP-LINK
Model Number : TM-EC5658V
Serial Number : 07123301053
Data Cable : Shielded, Detachable, 1.8m
Certificate : CCC

2.2.5 Earphone*2

Manufacturer : EDIFIER
Model Number : H210

2.2.6 TV Signal Generator

Manufacturer : FLUKE
Model Number : 54200M01
Serial Number : 814008

2.2.7 ATSC Signal Generator

Manufacturer : SENCORE
Model Number : ATSC997
Serial Number : 6790071

2.2.8 DVD PLAYER

Manufacturer : PHILIPS
Model Number : DVP3986K/93
Serial Number : KX1A0902120108
Certificate : CCC

2.2.9 Hard Disk

Manufacturer : Tetasys
Model Number : F12
Serial Number : A010022-486006
Data Cable : Shielded, Undetachable, 1.8m.
Certificate : CE, FCC DoC

2.2.10 Hard Disk

Manufacturer : Tetasys
Model Number : F12
Serial Number : A010022-4860010X
Data Cable : Shielded, Undetachable, 1.8m.
Certificate : CE, FCC DoC

2.3 Description of Test Facility

Site Description (No.3 3m Chamber) : Sept. 17, 1998 file on
Jan.15, 2015 Renewed
Federal Communications Commission
FCC Engineering Laboratory
7435 Oakland Mills Road
Columbia, MD 21046, USA

Name of Firm : Audix Technology (Shanghai) Co., Ltd.

Site Location : 3F 34Bldg 680 Guiping Rd,
Caohejing Hi-Tech Park,
Shanghai 200233, China

FCC registration Number : 91789

NVLAP Lab Code : 200371-0

2.4 Measurement Uncertainty

Conducted Emission Expanded Uncertainty : U = 3.4dB
Radiated Emission Expanded Uncertainty (30-200MHz):
U = 4.3dB(Horizontal)
U = 4.6dB (Vertical)

Radiated Emission Expanded Uncertainty (200M-1GHz):
U = 4.3dB (Horizontal)
U = 5.5dB (Vertical)

Radiated Emission Expanded Uncertainty (1GHz-6GHz):
U = 5.1 dB

3 CONDUCTED EMISSION TEST

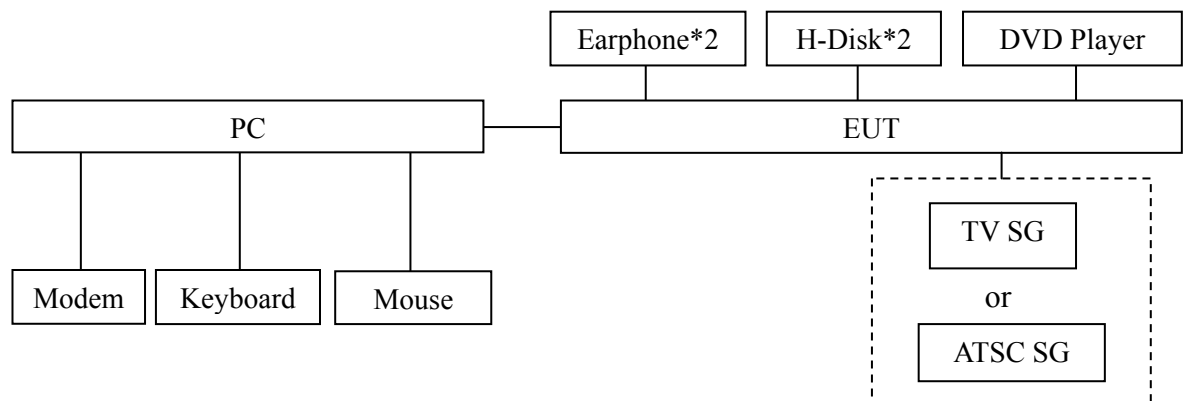
3.1 Test Equipment

The following test equipments are used during the conducted emission test in a shielded room:

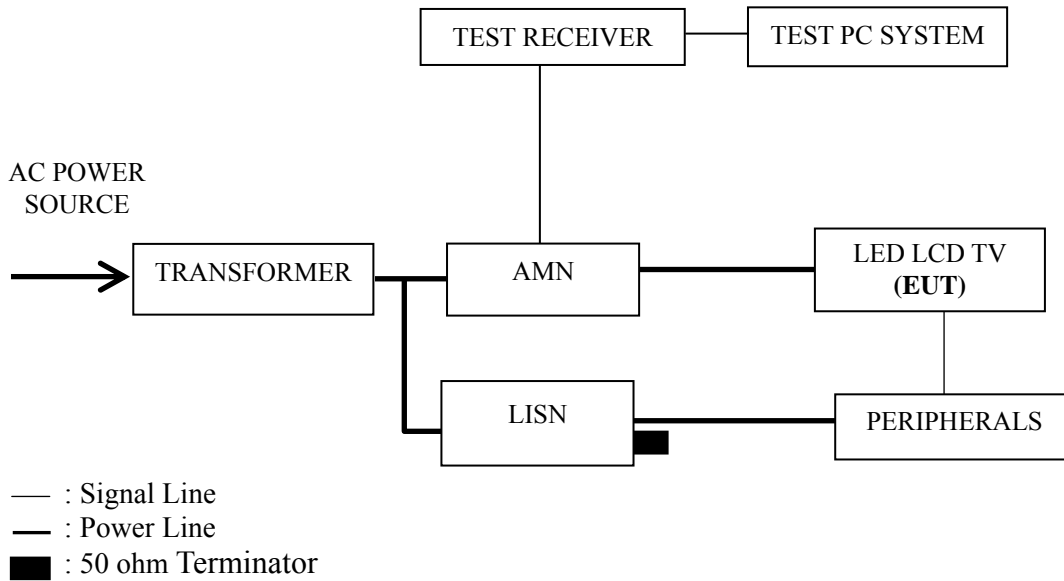
Item	Type	Manufacturer	Model No.	Serial No.	Last Cal.	Next Cal.
1.	Test Receiver	R&S	ESCI	101302	Apr 27, 2017	Apr 26, 2018
2.	Artificial Mains Network (AMN)	R&S	ENV4200	100125	Jun 25, 2016	Jun 24, 2017
3.	Line Impedance Stabilization Network (LISN)	Kyoritsu	KNW-407	8-1280-4	Mar 17, 2017	Mar 16, 2018
4.	50Ω Terminator	Anritsu	BNC	001	Mar 20, 2017	Sep 19, 2017
5.	Software	Audix	E3	6.111206	--	--

3.2 Block Diagram of Test Setup

3.2.1 EUT & Peripherals



3.2.2 Conducted Disturbance Test Setup



3.3 Conducted Emission Limit [FCC Part 15 Subpart B 15.107(a)]

Frequency Range (MHz)	Limits Db (μ V)	
	Quasi-peak	Average
0.15 ~ 0.5	66~56	56~46
0.5 ~ 5	56	46
5 ~ 30	60	50

NOTE 1 – The lower limit shall apply at the transition frequencies.
 NOTE 2 – The limit decreases linearly with the logarithm of the frequency in the range 0.15 MHz~0.50 MHz

3.4 Test Configuration

The EUT (listed in Sec.2.1) and the peripherals (listed in Sec.2.2) were installed as shown on Sec.3.2 to meet FCC requirement and operating in a manner that tends to maximize its emission level in a normal application.

3.5 Operating Condition of EUT

- 3.5.1 Setup the EUT and peripherals as shown in Sec. 3.2.
- 3.5.2 Turn on the power of all equipments and the EUT.
- 3.5.3 Set the contrast & brightness of EUT to maximum.
- 3.5.4 PC system ran the self-test program “EMC Test” by windows XP and sent “H” characters to EUT through graphic card, the EUT’s screen displayed and filled with “H” pattern by its resolution (Via HDMI Input).
- 3.5.5 PC system sent the 1kHz audio signal to EUT through audio port, the EUT speak out 1kHz audio signal.
- 3.5.6 In USB Play mode, set the EUT play digital media from H-Disk.
- 3.5.7 In LAN Play mode, set the EUT play digital media through LAN port.
- 3.5.8 In WIFI mode, set the EUT play digital media through WIFI.
- 3.5.9 The other peripherals devices were driven and operated during the test.
- 3.5.10 The test modes are as follows:

Test Mode
HDMI1 1920*1080@60Hz & 1kHz playing
HDMI1 1280*1024@60Hz & 1kHz playing
HDMI1 640*480@60Hz & 1kHz playing
HDMI2 1920*1080@60Hz & 1kHz playing
HDMI3 1920*1080@60Hz & 1kHz playing
HDMI1080P
USB Play
LAN Play
WIFI

3.6 Test Procedures

The EUT and peripherals were connected to the power mains through an Artificial Mains Network (AMN). This provided a 50 ohm coupling impedance for the measuring equipment.

Both sides of AC line (Line & Neutral) were checked for maximum conducted interference. In order to find the maximum emission, the relative positions of equipment and all of the interface cables were changed or manipulated according to ANSI C63.4 during conducted emission test.

The bandwidth of R&S Test Receiver ESCI was set at 9 kHz.

The frequency range from 150 kHz to 30 MHz was checked.

The test modes were done on conducted disturbance test and all the test results are listed in Sec. 3.7.

3.7 Test Results

< **PASS** >

The frequency and amplitude of the highest conducted emission relative to the limit is reported. All emissions not reported below are too low against the prescribed limits.

Test Mode	Data Page
HDMI1 1920*1080@60Hz & 1kHz playing	P13
HDMI1 1280*1024@60Hz & 1kHz playing	P14
HDMI1 640*480@60Hz & 1kHz playing	P15
HDMI2 1920*1080@60Hz & 1kHz playing	P16
HDMI3 1920*1080@60Hz & 1kHz playing	P17
HDMI1080P	P18
USB Play	P19
LAN Play	P20
WIFI	P21

NOTE 1 – Factor = Cable Loss + AMN Factor.

NOTE 2 – Emission Level = Meter Reading + Factor.

NOTE 3 – “QP” means “Quasi-Peak” values, “AV” means “Average” values.

EUT : LED LCD TV Temperature : 22°C

Model No. : 55H5307 Humidity : 48%RH

Test Mode : HDMI1 Date of Test : Jun 17, 2017
1920*1080@60Hz &
1kHz Playing

Test Line	Frequency (MHz)	Meter Reading dB(μV)	Factor (dB)	Emission Level dB(μV)	Limits dB(μV)	Margin (dB)	Remark
Line	0.197	29.81	10.54	40.35	63.76	23.41	QP
	0.381	22.03	10.44	32.47	58.25	25.78	
	0.665	29.67	10.40	40.07	56.00	15.93	
	0.909	26.44	10.41	36.85	56.00	19.15	
	2.448	20.78	10.43	31.21	56.00	24.79	
	6.056	19.47	10.47	29.94	60.00	30.06	AV
	0.197	18.81	10.54	29.35	53.76	24.41	
	0.381	13.03	10.44	23.47	48.25	24.78	
	0.665	18.67	10.40	29.07	46.00	16.93	
	0.909	13.44	10.41	23.85	46.00	22.15	
2.448	9.78	10.43	20.21	46.00	25.79	QP	
6.056	12.47	10.47	22.94	50.00	27.06		
0.168	33.64	10.56	44.20	65.08	20.88		
0.381	20.57	10.43	31.00	58.25	27.25		
0.505	28.94	10.39	39.33	56.00	16.67		
Neutral	0.909	29.93	10.41	40.34	56.00	15.66	QP
	2.474	22.93	10.45	33.38	56.00	22.62	
	6.056	19.42	10.53	29.95	60.00	30.05	
	0.168	22.64	10.56	33.20	55.08	21.88	
	0.381	13.57	10.43	24.00	48.25	24.25	
	AV	0.505	15.94	10.39	26.33	46.00	19.67
		0.909	13.93	10.41	24.34	46.00	21.66
		2.474	11.93	10.45	22.38	46.00	23.62
		6.056	13.42	10.53	23.95	50.00	26.05

TEST ENGINEER: KALSI CHEN

EUT : LED LCD TV Temperature : 22°C

Model No. : 55H5307 Humidity : 48%RH

Test Mode : HDMI1 Date of Test : Jun 17, 2017
1280*1024@60Hz &
1kHz Playing

Test Line	Frequency (MHz)	Meter Reading dB(μ V)	Factor (dB)	Emission Level dB(μ V)	Limits dB(μ V)	Margin (dB)	Remark
Line	0.200	29.79	10.54	40.33	63.62	23.29	QP
	0.385	22.60	10.44	33.04	58.17	25.13	
	0.558	28.59	10.40	38.99	56.00	17.01	
	0.914	26.15	10.41	36.56	56.00	19.44	
	2.474	20.58	10.43	31.01	56.00	24.99	
	6.121	20.61	10.47	31.08	60.00	28.92	
	0.200	18.79	10.54	29.33	53.62	24.29	AV
	0.385	15.60	10.44	26.04	48.17	22.13	
	0.558	19.59	10.40	29.99	46.00	16.01	
	0.914	14.15	10.41	24.56	46.00	21.44	
	2.474	9.58	10.43	20.01	46.00	25.99	
	6.121	13.61	10.47	24.08	50.00	25.92	
Neutral	0.166	33.82	10.57	44.39	65.16	20.77	QP
	0.367	20.75	10.44	31.19	58.56	27.37	
	0.654	28.07	10.39	38.46	56.00	17.54	
	0.899	29.19	10.41	39.60	56.00	16.40	
	1.223	22.65	10.42	33.07	56.00	22.93	
	2.736	19.69	10.46	30.15	56.00	25.85	
	0.166	22.82	10.57	33.39	55.16	21.77	AV
	0.367	13.75	10.44	24.19	48.56	24.37	
	0.654	15.07	10.39	25.46	46.00	20.54	
	0.899	14.19	10.41	24.60	46.00	21.40	
	1.223	11.65	10.42	22.07	46.00	23.93	
	2.736	13.69	10.46	24.15	46.00	21.85	

TEST ENGINEER: KALSI CHEN

EUT : LED LCD TV Temperature : 22°C

Model No. : 55H5307 Humidity : 48%RH

Test Mode : HDMI1 640*480@60Hz Date of Test : Jun 17, 2017
& 1kHz Playing

Test Line	Frequency (MHz)	Meter Reading dB(μ V)	Factor (dB)	Emission Level dB(μ V)	Limits dB(μ V)	Margin (dB)	Remark
Line	0.200	29.54	10.54	40.08	63.62	23.54	QP
	0.385	22.88	10.44	33.32	58.17	24.85	
	0.654	27.12	10.40	37.52	56.00	18.48	
	0.909	26.21	10.41	36.62	56.00	19.38	
	3.241	20.83	10.43	31.26	56.00	24.74	
	6.056	19.78	10.47	30.25	60.00	29.75	
	AV	0.200	18.54	10.54	29.08	53.62	24.54
		0.385	13.88	10.44	24.32	48.17	23.85
		0.654	18.12	10.40	28.52	46.00	17.48
		0.909	13.21	10.41	23.62	46.00	22.38
3.241		9.83	10.43	20.26	46.00	25.74	
6.056		12.78	10.47	23.25	50.00	26.75	
Neutral	0.168	33.69	10.56	44.25	65.08	20.83	QP
	0.381	20.33	10.43	30.76	58.25	27.49	
	0.694	28.15	10.39	38.54	56.00	17.46	
	0.909	29.91	10.41	40.32	56.00	15.68	
	1.970	22.66	10.44	33.10	56.00	22.90	
	2.736	20.78	10.46	31.24	56.00	24.76	
	AV	0.168	22.69	10.56	33.25	55.08	21.83
		0.381	13.33	10.43	23.76	48.25	24.49
		0.694	15.15	10.39	25.54	46.00	20.46
		0.909	13.91	10.41	24.32	46.00	21.68
1.970		11.66	10.44	22.10	46.00	23.90	
	2.736	14.78	10.46	25.24	46.00	20.76	

TEST ENGINEER: KALSI CHEN

EUT : LED LCD TV Temperature : 22°C

Model No. : 55H5307 Humidity : 48%RH

Test Mode : HDMI2 Date of Test : Jun 17, 2017
1920*1080@60Hz &
1kHz Playing

Test Line	Frequency (MHz)	Meter Reading dB(μV)	Factor (dB)	Emission Level dB(μV)	Limits dB(μV)	Margin (dB)	Remark
Line	0.202	30.15	10.54	40.69	63.54	22.85	QP
	0.381	23.38	10.44	33.82	58.25	24.43	
	0.564	29.51	10.41	39.92	56.00	16.08	
	0.909	26.42	10.41	36.83	56.00	19.17	
	1.418	20.43	10.41	30.84	56.00	25.16	
	2.474	20.09	10.43	30.52	56.00	25.48	
	0.202	19.15	10.54	29.69	53.54	23.85	AV
	0.381	14.38	10.44	24.82	48.25	23.43	
	0.564	18.51	10.41	28.92	46.00	17.08	
	0.909	13.42	10.41	23.83	46.00	22.17	
	1.418	9.43	10.41	19.84	46.00	26.16	
	2.474	12.09	10.43	22.52	46.00	23.48	
Neutral	0.166	33.78	10.57	44.35	65.16	20.81	QP
	0.381	21.87	10.43	32.30	58.25	25.95	
	0.567	28.46	10.40	38.86	56.00	17.14	
	0.909	29.72	10.41	40.13	56.00	15.87	
	1.269	22.32	10.42	32.74	56.00	23.26	
	2.474	21.85	10.45	32.30	56.00	23.70	
	0.166	22.78	10.57	33.35	55.16	21.81	AV
	0.381	14.87	10.43	25.30	48.25	22.95	
	0.567	15.46	10.40	25.86	46.00	20.14	
	0.909	13.72	10.41	24.13	46.00	21.87	
	1.269	12.32	10.42	22.74	46.00	23.26	
	2.474	12.85	10.45	23.30	46.00	22.70	

TEST ENGINEER: KALSI CHEN

EUT : LED LCD TV Temperature : 22°C

Model No. : 55H5307 Humidity : 48%RH

Test Mode : HDMI3 Date of Test : Jun 17, 2017
1920*1080@60Hz &
1kHz Playing

Test Line	Frequency (MHz)	Meter Reading dB(μV)	Factor (dB)	Emission Level dB(μV)	Limits dB(μV)	Margin (dB)	Remark	
Line	0.197	29.42	10.54	39.96	63.76	23.80	QP	
	0.385	22.97	10.44	33.41	58.17	24.76		
	0.552	28.67	10.40	39.07	56.00	16.93		
	0.914	26.73	10.41	37.14	56.00	18.86		
	3.207	20.20	10.43	30.63	56.00	25.37		
	6.252	20.02	10.47	30.49	60.00	29.51		
	Line	0.197	18.42	10.54	28.96	53.76	24.80	AV
		0.385	13.97	10.44	24.41	48.17	23.76	
		0.552	18.67	10.40	29.07	46.00	16.93	
		0.914	13.73	10.41	24.14	46.00	21.86	
		3.207	11.20	10.43	21.63	46.00	24.37	
		6.252	13.02	10.47	23.49	50.00	26.51	
Neutral	0.164	33.58	10.57	44.15	65.25	21.10	QP	
	0.385	20.95	10.43	31.38	58.17	26.79		
	0.521	28.27	10.39	38.66	56.00	17.34		
	0.933	29.19	10.41	39.60	56.00	16.40		
	1.418	22.48	10.43	32.91	56.00	23.09		
	2.474	19.20	10.45	29.65	56.00	26.35		
	Neutral	0.164	22.58	10.57	33.15	55.25	22.10	AV
		0.385	13.95	10.43	24.38	48.17	23.79	
		0.521	15.27	10.39	25.66	46.00	20.34	
		0.933	13.19	10.41	23.60	46.00	22.40	
		1.418	11.48	10.43	21.91	46.00	24.09	
		2.474	13.20	10.45	23.65	46.00	22.35	

TEST ENGINEER: KALSI CHEN

EUT : LED LCD TV Temperature : 22°C
 Model No. : 55H5307 Humidity : 48%RH
 Test Mode : HDMI 1080P Date of Test : Jun 17, 2017

Test Line	Frequency (MHz)	Meter Reading dB(μV)	Factor (dB)	Emission Level dB(μV)	Limits dB(μV)	Margin (dB)	Remark
Line	0.202	29.11	10.54	39.65	63.54	23.89	QP
	0.389	22.78	10.44	33.22	58.08	24.86	
	0.661	27.56	10.40	37.96	56.00	18.04	
	0.914	26.23	10.41	36.64	56.00	19.36	
	2.500	20.97	10.43	31.40	56.00	24.60	
	3.276	20.39	10.43	30.82	56.00	25.18	
	0.202	18.11	10.54	28.65	53.54	24.89	AV
	0.389	14.78	10.44	25.22	48.08	22.86	
	0.661	18.56	10.40	28.96	46.00	17.04	
	0.914	13.23	10.41	23.64	46.00	22.36	
	2.500	9.97	10.43	20.40	46.00	25.60	
	3.276	14.39	10.43	24.82	46.00	21.18	
Neutral	0.170	33.57	10.56	44.13	64.94	20.81	QP
	0.381	20.65	10.43	31.08	58.25	27.17	
	0.505	28.01	10.39	38.40	56.00	17.60	
	0.923	28.51	10.41	38.92	56.00	17.08	
	1.184	22.54	10.41	32.95	56.00	23.05	
	5.653	20.31	10.51	30.82	60.00	29.18	
	0.170	22.57	10.56	33.13	54.94	21.81	AV
	0.381	13.65	10.43	24.08	48.25	24.17	
	0.505	15.01	10.39	25.40	46.00	20.60	
	0.923	14.51	10.41	24.92	46.00	21.08	
	1.184	11.54	10.41	21.95	46.00	24.05	
	5.653	13.31	10.51	23.82	50.00	26.18	

TEST ENGINEER: KALSI CHEN

EUT : LED LCD TV Temperature : 22°C

Model No. : 55H5307 Humidity : 48%RH

Test Mode : USB Play Date of Test : Jun 17, 2017

Test Line	Frequency (MHz)	Meter Reading dB(μ V)	Factor (dB)	Emission Level dB(μ V)	Limits dB(μ V)	Margin (dB)	Remark
Line	0.202	29.94	10.54	40.48	63.54	23.06	QP
	0.393	22.86	10.44	33.30	57.99	24.69	
	0.654	27.96	10.40	38.36	56.00	17.64	
	0.914	26.44	10.41	36.85	56.00	19.15	
	2.213	20.47	10.42	30.89	56.00	25.11	
	3.293	19.83	10.43	30.26	56.00	25.74	
	0.202	18.94	10.54	29.48	53.54	24.06	AV
	0.393	15.86	10.44	26.30	47.99	21.69	
	0.654	18.96	10.40	29.36	46.00	16.64	
	0.914	14.44	10.41	24.85	46.00	21.15	
	2.213	11.47	10.42	21.89	46.00	24.11	
	3.293	12.83	10.43	23.26	46.00	22.74	
Neutral	0.164	32.15	10.57	42.72	65.25	22.53	QP
	0.564	20.77	10.40	31.17	56.00	24.83	
	0.923	28.52	10.41	38.93	56.00	17.07	
	1.716	22.92	10.44	33.36	56.00	22.64	
	3.140	22.58	10.47	33.05	56.00	22.95	
	5.419	20.40	10.51	30.91	60.00	29.09	
	0.164	22.15	10.57	32.72	55.25	22.53	AV
	0.564	14.77	10.40	25.17	46.00	20.83	
	0.923	16.52	10.41	26.93	46.00	19.07	
	1.716	14.92	10.44	25.36	46.00	20.64	
	3.140	13.58	10.47	24.05	46.00	21.95	
	5.419	12.40	10.51	22.91	50.00	27.09	

TEST ENGINEER: KALSI CHEN

EUT : LED LCD TV Temperature : 22°C
 Model No. : 55H5307 Humidity : 48%RH
 Test Mode : LAN Play Date of Test : Jun 17, 2017

Test Line	Frequency (MHz)	Meter Reading dB(μ V)	Factor (dB)	Emission Level dB(μ V)	Limits dB(μ V)	Margin (dB)	Remark
Line	0.202	29.85	10.54	40.39	63.54	23.15	QP
	0.393	24.90	10.44	35.34	57.99	22.65	
	0.661	25.78	10.40	36.18	56.00	19.82	
	0.923	25.09	10.41	35.50	56.00	20.50	
	3.293	22.94	10.43	33.37	56.00	22.63	
	6.121	20.97	10.47	31.44	60.00	28.56	
	AV	0.202	18.85	10.54	29.39	53.54	24.15
		0.393	15.90	10.44	26.34	47.99	21.65
		0.661	17.78	10.40	28.18	46.00	17.82
		0.923	14.09	10.41	24.50	46.00	21.50
		3.293	13.94	10.43	24.37	46.00	21.63
		6.121	13.97	10.47	24.44	50.00	25.56
Neutral	0.168	33.14	10.56	43.70	65.08	21.38	QP
	0.546	22.13	10.39	32.52	56.00	23.48	
	0.914	25.13	10.41	35.54	56.00	20.46	
	1.610	23.30	10.43	33.73	56.00	22.27	
	2.736	20.43	10.46	30.89	56.00	25.11	
	5.653	21.56	10.51	32.07	60.00	27.93	
	AV	0.168	23.14	10.56	33.70	55.08	21.38
		0.546	14.13	10.39	24.52	46.00	21.48
		0.914	14.13	10.41	24.54	46.00	21.46
		1.610	14.30	10.43	24.73	46.00	21.27
		2.736	11.43	10.46	21.89	46.00	24.11
		5.653	13.56	10.51	24.07	50.00	25.93

TEST ENGINEER: KALSI CHEN

EUT : LED LCD TV Temperature : 22°C

Model No. : 55H5307 Humidity : 48%RH

Test Mode : WIFI Date of Test : Jun 17, 2017

Test Line	Frequency (MHz)	Meter Reading dB(μ V)	Factor (dB)	Emission Level dB(μ V)	Limits dB(μ V)	Margin (dB)	Remark
Line	0.204	28.78	10.54	39.32	63.45	24.13	QP
	0.393	24.09	10.44	34.53	57.99	23.46	
	0.665	26.37	10.40	36.77	56.00	19.23	
	0.923	23.36	10.41	33.77	56.00	22.23	
	2.527	23.02	10.43	33.45	56.00	22.55	
	5.867	22.34	10.46	32.80	60.00	27.20	
	0.204	19.78	10.54	30.32	53.45	23.13	AV
	0.393	15.09	10.44	25.53	47.99	22.46	
	0.665	15.37	10.40	25.77	46.00	20.23	
	0.923	16.36	10.41	26.77	46.00	19.23	
	2.527	16.02	10.43	26.45	46.00	19.55	
	5.867	13.34	10.46	23.80	50.00	26.20	
Neutral	0.168	33.05	10.56	43.61	65.08	21.47	QP
	0.505	20.96	10.39	31.35	56.00	24.65	
	0.923	28.64	10.41	39.05	56.00	16.95	
	1.991	22.67	10.44	33.11	56.00	22.89	
	3.799	22.41	10.48	32.89	56.00	23.11	
	5.929	22.41	10.52	32.93	60.00	27.07	
	0.168	22.05	10.56	32.61	55.08	22.47	AV
	0.505	15.96	10.39	26.35	46.00	19.65	
	0.923	16.64	10.41	27.05	46.00	18.95	
	1.991	14.67	10.44	25.11	46.00	20.89	
	3.799	11.41	10.48	21.89	46.00	24.11	
	5.929	11.41	10.52	21.93	50.00	28.07	

TEST ENGINEER: KALSI CHEN

4 RADIATED EMISSION TEST

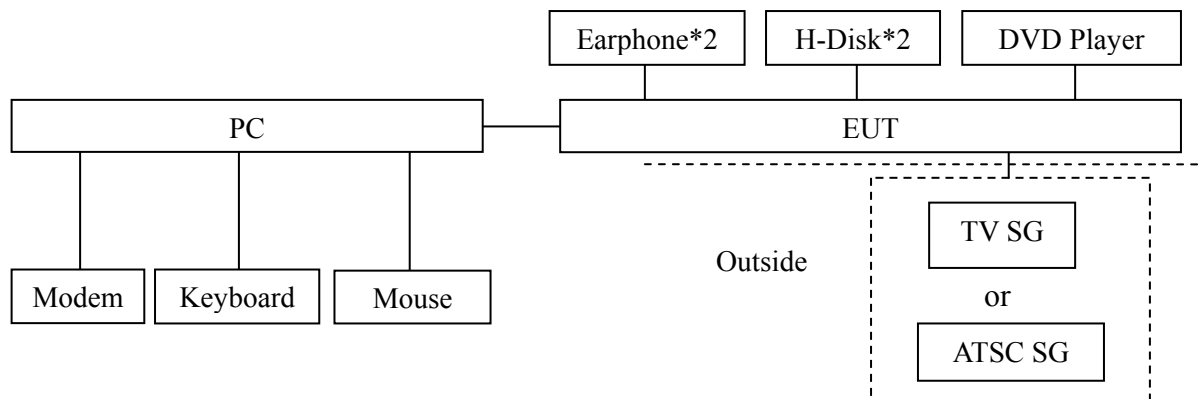
4.1 Test Equipment

The following test equipments are used during the radiated emission test in a semi-anechoic chamber:

Item	Type	Manufacturer	Model No.	Serial No.	Last Cal.	Next Cal.
1.	Test Receiver	R&S	ESCI	101303	May 07, 2017	May 06, 2018
2.	Preamplifier	Agilent	8447D	2944A06664	Apr 27, 2017	Apr 26, 2018
3.	Preamplifier	HP	8449B	3008A00864	Mar 20, 2017	Mar 19, 2018
4.	Bi-log Antenna	TESEQ	CBL6112D	23193	May 15, 2017	May 14, 2018
5.	Horn Antenna	EMCO	3115	9607-4878	Jun 03, 2017	Jun 02, 2018
6.	Spectrum	Agilent	E7405A	MY45106600	Apr 26, 2017	Apr 25, 2018
7.	Software	Audix	e3	6.2007-9-10	--	--

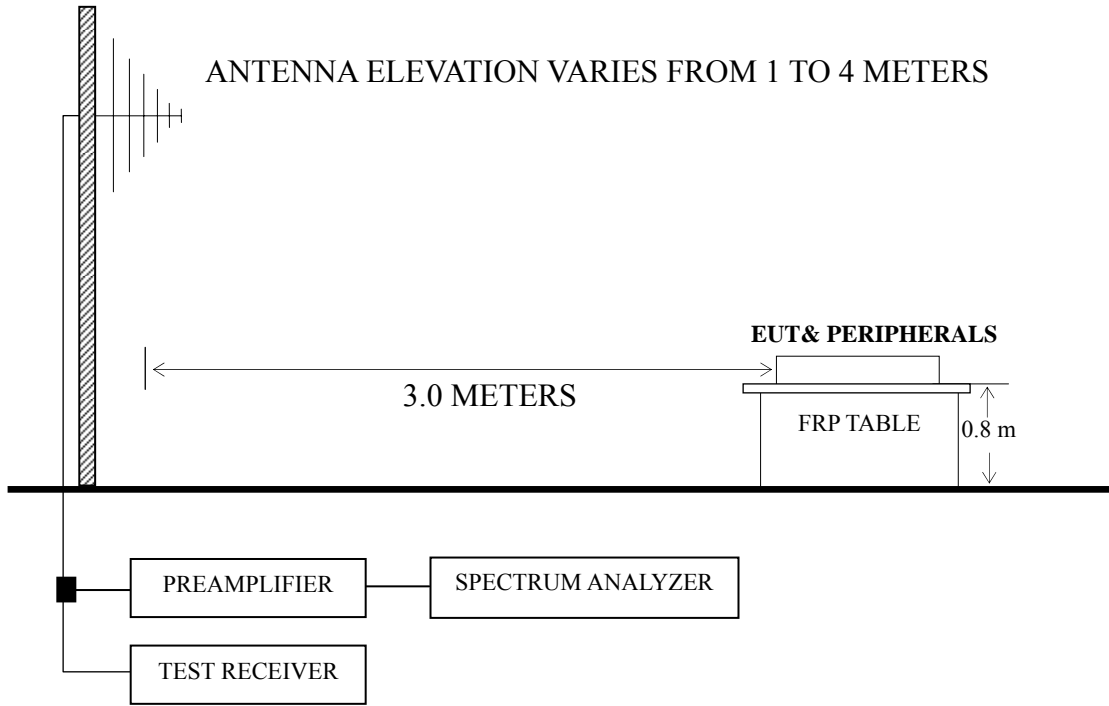
4.2 Block Diagram of Test Setup

4.2.1 EUT & Peripherals



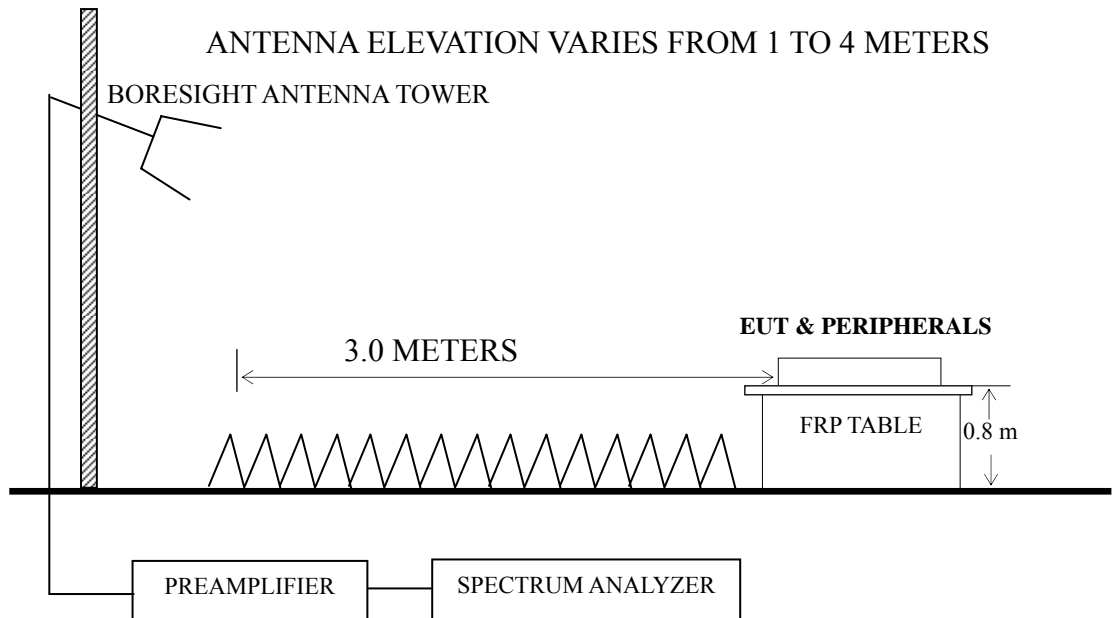
4.2.2 Radiated emission test setup

4.2.2.1 Below 1GHz



■ : 50 ohm Coaxial Switch

4.2.2.2 Above 1GHz



4.3 Radiated Emission Limit [FCC Part 15 Subpart B 15.109(a)]

Frequency (MHz)	Distance (m)	Field strength limits	
		($\mu\text{V/m}$)	dB ($\mu\text{V/m}$)
30 ~ 88	3	100	40.0
88 ~ 216	3	150	43.5
216 ~ 960	3	200	46.0
Above 960	3	500	54.0

NOTE 1 - Emission Level dB ($\mu\text{V/m}$) = 20 log Emission Level ($\mu\text{V/m}$)
 NOTE 2 - The tighter limit applies at the band edges.
 NOTE 3 - Distance refers to the distance in meters between the measuring instrument antenna and the closed point of any part of the device or system.
 NOTE 4 - The limits shown are based on Quasi-peak value detector.
 NOTE 5 - Above 1 GHz, the limit on peak emission is 20 dB above the maximum permitted average emission limit applicable to the EUT.

4.4 Test Configuration

The configuration of the EUT and peripherals are same as those used in conducted emission test.

Please refer to Sec.3.4.

4.5 Operating Condition of EUT

Same as conducted emission test which is listed in Sec.3.5, except for the test setup replaced by Sec.4.2.

4.6 Test Procedures

The EUT and peripherals were placed on a FRP turntable that is 0.8 meter above ground. The FRP turntable rotated 360 degrees to determine the position of the maximum emission level. The EUT was set 3 meters away from the receiving antenna, which was mounted on an antenna tower. Broadband antenna (Calibrated Bilog Antenna) was used as receiving antenna. The antenna moved up and down between 1 meter and 4 meters to find out the maximum emission level. Both horizontal and vertical polarizations of the antenna were set on measurement. In order to find the maximum emission, all of the interference cables were manipulated according to ANSI C63.4 requirements during radiated emission test.

The I.F. bandwidth of Test Receiver R&S ESCI was set at 120 kHz.

The frequency range from 30 MHz to 1000MHz was checked for all test modes.

The frequency range from 1 GHz to 5 GHz was checked for the maximum resolution test mode.

The test modes were done on radiated disturbance test and all the test results are listed in Sec.4.7.

4.7 Test Results

<PASS>

The frequency and amplitude of the highest radiated emission relative the limit is reported. All the emissions not reported below are too low against the FCC limit.

Test Mode	Data Page
HDMI1 1920*1080@60Hz & 1kHz playing	P26
HDMI2 1920*1080@60Hz & 1kHz playing	P27
HDMI3 1920*1080@60Hz & 1kHz playing	P28-P29
HDMI3 1280*1024@60Hz & 1kHz playing	P30
HDMI3 640*480@60Hz & 1kHz playing	P31
HDMI1080P	P32
USB Play	P33
LAN Play	P34
WIFI	P35

NOTE 1 – Emission Level = Antenna Factor + Cable Loss + Meter Reading. (< 1GHz);

Emission Level = Antenna Factor + Cable Loss – Preamp Factor + Meter Reading. (> 1GHz)

NOTE 2 – All readings are Quasi-Peak values below or equal to 1GHz, Peak and Average values above 1GHz.

NOTE 3 – 0° was the table front facing the antenna. Degree is calculated from 0° clockwise facing the antenna.

EUT : LED LCD TV Temperature : 22°C

Model No. : 55H5307 Humidity : 60%RH

Test Mode : HDMI1 1920*1080@60Hz Date of Test : Jun 25, 2017
& 1kHz Playing

Polarization	Frequency (MHz)	Meter Reading dB (μ V)	Antenna Factor (dB/m)	Cable Loss (dB)	Emission Level dB (μ V/m)	Limits dB (μ V/m)	Margin (dB)
Horizontal	80.927	22.05	9.53	0.86	32.44	40.00	7.56
	148.963	20.73	11.64	1.28	33.65	43.50	9.85
	264.746	22.93	13.40	1.68	38.01	46.00	7.99
	294.114	21.33	13.80	1.75	36.88	46.00	9.12
	599.321	14.80	19.50	2.50	36.80	46.00	9.20
	798.980	17.75	20.80	2.85	41.40	46.00	4.60
Vertical	31.955	16.30	17.70	0.57	34.57	40.00	5.43
	60.918	26.38	6.64	0.78	33.80	40.00	6.20
	147.921	25.52	11.71	1.27	38.50	43.50	5.00
	269.428	20.82	13.60	1.69	36.11	46.00	9.89
	597.223	15.08	19.50	2.50	37.08	46.00	8.92
	798.980	15.36	20.80	2.85	39.01	46.00	6.99

TEST ENGINEER: LEON YUN

EUT : LED LCD TV Temperature : 22°C

Model No. : 55H5307 Humidity : 60%RH

Test Mode : HDMI2 1920*1080@60Hz & 1kHz Playing Date of Test : Jun 25, 2017

Polarization	Frequency (MHz)	Meter Reading dB (μ V)	Antenna Factor (dB/m)	Cable Loss (dB)	Emission Level dB (μ V/m)	Limits dB (μ V/m)	Margin (dB)
Horizontal	77.051	22.54	8.84	0.85	32.23	40.00	7.77
	148.963	21.47	11.64	1.28	34.39	43.50	9.11
	260.144	21.71	13.40	1.67	36.78	46.00	9.22
	295.147	21.59	13.80	1.76	37.15	46.00	8.85
	597.223	13.59	19.50	2.50	35.59	46.00	10.41
	790.619	18.08	20.80	2.85	41.73	46.00	4.27
Vertical	31.955	16.41	17.70	0.57	34.68	40.00	5.32
	60.918	25.56	6.64	0.78	32.98	40.00	7.02
	150.011	26.14	11.60	1.28	39.02	43.50	4.48
	159.784	25.26	10.61	1.32	37.19	43.50	6.31
	273.234	20.74	13.60	1.70	36.04	46.00	9.96
	798.980	15.83	20.80	2.85	39.48	46.00	6.52

TEST ENGINEER: LEON YUN

EUT : LED LCD TV Temperature : 22°C

Model No. : 55H5307 Humidity : 60%RH

Test Mode : HDMI3 1920*1080@60Hz & 1kHz playing Date of Test : Jun 25, 2017

Polarization	Frequency (MHz)	Meter Reading dB (μ V)	Antenna Factor (dB/m)	Cable Loss (dB)	Preamp Factor (dB)	Emission Level dB (μ V/m)	Limits dB (μ V/m)	Margin (dB)	Remark
Horizontal	77.051	23.28	8.84	0.85	0.00	32.97	40.00	7.03	QP
	148.963	21.09	11.64	1.28	0.00	34.01	43.50	9.49	
	255.623	21.99	13.20	1.66	0.00	36.85	46.00	9.15	
	295.147	22.00	13.80	1.76	0.00	37.56	46.00	8.44	
	399.030	17.59	16.28	2.05	0.00	35.92	46.00	10.08	
	798.980	19.33	20.80	2.85	0.00	42.98	46.00	3.02	
	1301.332	55.27	24.86	3.65	36.01	47.77	74.00	26.23	PK
	1441.262	48.27	25.39	3.81	35.81	41.66	74.00	32.34	
	1761.553	55.47	26.66	4.13	35.44	50.82	74.00	23.18	
	1301.332	40.04	24.86	3.65	36.01	32.54	54.00	21.46	AV
	1441.262	33.73	25.39	3.81	35.81	27.12	54.00	26.88	
1761.553	40.53	26.66	4.13	35.44	35.88	54.00	18.12		

TEST ENGINEER: LEON YUN

EUT : LED LCD TV Temperature : 22°C

Model No. : 55H5307 Humidity : 60%RH

Test Mode : HDMI3 1920*1080@60Hz & 1kHz playing Date of Test : Jun 25, 2017

Polarization	Frequency (MHz)	Meter Reading dB (μV)	Antenna Factor (dB/m)	Cable Loss (dB)	Preamp Factor (dB)	Emission Level dB (μV/m)	Limits dB (μV/m)	Margin (dB)	Remark
Vertical	31.180	17.91	18.14	0.56	0.00	36.61	40.00	3.39	QP
	60.918	28.75	6.64	0.78	0.00	36.17	40.00	3.83	
	146.888	22.92	11.79	1.27	0.00	35.98	43.50	7.52	
	260.144	19.50	13.40	1.67	0.00	34.57	46.00	11.43	
	394.855	16.66	16.25	2.05	0.00	34.96	46.00	11.04	
	798.980	18.00	20.80	2.85	0.00	41.65	46.00	4.35	
	1353.654	61.71	25.08	3.72	35.94	54.57	74.00	19.43	PK
	1491.172	48.45	25.57	3.86	35.75	42.13	74.00	31.87	
	1745.842	50.89	26.61	4.11	35.46	46.15	74.00	27.85	
	1353.654	46.46	25.08	3.72	35.94	39.32	54.00	14.68	AV
	1491.172	33.03	25.57	3.86	35.75	26.71	54.00	27.29	
	1745.842	36.84	26.61	4.11	35.46	32.10	54.00	21.90	

EUT : LED LCD TV Temperature : 22°C

Model No. : 55H5307 Humidity : 60%RH

Test Mode : HDMI3 1280*1024@60Hz & 1kHz Playing Date of Test : Jun 25, 2017

Polarization	Frequency (MHz)	Meter Reading dB (μV)	Antenna Factor (dB/m)	Cable Loss (dB)	Emission Level dB (μV/m)	Limits dB (μV/m)	Margin (dB)
Horizontal	80.081	21.98	9.40	0.86	32.24	40.00	7.76
	129.923	19.44	12.50	1.18	33.12	43.50	10.38
	255.623	21.98	13.20	1.66	36.84	46.00	9.16
	396.242	19.20	16.27	2.05	37.52	46.00	8.48
	601.427	13.12	19.52	2.52	35.16	46.00	10.84
	796.183	18.67	20.80	2.85	42.32	46.00	3.68
Vertical	31.955	18.15	17.70	0.57	36.42	40.00	3.58
	61.995	28.75	6.68	0.78	36.21	40.00	3.79
	148.963	23.12	11.64	1.28	36.04	43.50	7.46
	295.147	18.76	13.80	1.76	34.32	46.00	11.68
	397.633	17.45	16.27	2.05	35.77	46.00	10.23
	796.183	17.57	20.80	2.85	41.22	46.00	4.78

TEST ENGINEER: LEON YUN

EUT : LED LCD TV Temperature : 22°C

Model No. : 55H5307 Humidity : 60%RH

Test Mode : HDMI3 640*480@60Hz & 1kHz Playing Date of Test : Jun 25, 2017

Polarization	Frequency (MHz)	Meter Reading dB (μ V)	Antenna Factor (dB/m)	Cable Loss (dB)	Emission Level dB (μ V/m)	Limits dB (μ V/m)	Margin (dB)
Horizontal	80.927	22.86	9.53	0.86	33.25	40.00	6.75
	130.837	18.67	12.39	1.19	32.25	43.50	11.25
	255.623	21.57	13.20	1.66	36.43	46.00	9.57
	399.030	16.96	16.28	2.05	35.29	46.00	10.71
	601.427	13.32	19.52	2.52	35.36	46.00	10.64
	798.980	17.82	20.80	2.85	41.47	46.00	4.53
Vertical	31.955	18.17	17.70	0.57	36.44	40.00	3.56
	60.918	27.91	6.64	0.78	35.33	40.00	4.67
	150.011	23.39	11.60	1.28	36.27	43.50	7.23
	399.030	17.27	16.28	2.05	35.60	46.00	10.40
	520.888	15.45	18.50	2.34	36.29	46.00	9.71
	798.980	17.61	20.80	2.85	41.26	46.00	4.74

TEST ENGINEER: LEON YUN

EUT : LED LCD TV Temperature : 22°C
 Model No. : 55H5307 Humidity : 60%RH
 Test Mode : HDMI1080P Date of Test : Jun 25, 2017

Polarization	Frequency (MHz)	Meter Reading dB (μ V)	Antenna Factor (dB/m)	Cable Loss (dB)	Emission Level dB (μ V/m)	Limits dB (μ V/m)	Margin (dB)
Horizontal	79.521	22.01	9.27	0.86	32.14	40.00	7.86
	163.182	21.70	10.39	1.34	33.43	43.50	10.07
	261.975	22.75	13.40	1.67	37.82	46.00	8.18
	392.095	15.82	16.22	2.04	34.08	46.00	11.92
	597.223	14.44	19.50	2.50	36.44	46.00	9.56
	785.093	16.17	20.73	2.83	39.73	46.00	6.27
Vertical	31.071	16.47	18.21	0.56	35.24	40.00	4.76
	59.649	27.43	6.64	0.77	34.84	40.00	5.16
	146.374	22.91	11.82	1.26	35.99	43.50	7.51
	274.194	19.51	13.60	1.71	34.82	46.00	11.18
	519.065	14.35	18.50	2.34	35.19	46.00	10.81
	801.786	13.75	20.80	2.87	37.42	46.00	8.58

TEST ENGINEER: LEON YUN

EUT : LED LCD TV Temperature : 22°C
 Model No. : 55H5307 Humidity : 60%RH
 Test Mode : USB Play Date of Test : Jun 25, 2017

Polarization	Frequency (MHz)	Meter Reading dB (μ V)	Antenna Factor (dB/m)	Cable Loss (dB)	Emission Level dB (μ V/m)	Limits dB (μ V/m)	Margin (dB)
Horizontal	83.816	21.80	10.11	0.89	32.80	40.00	7.20
	131.758	20.65	12.33	1.19	34.17	43.50	9.33
	257.422	22.17	13.30	1.66	37.13	46.00	8.87
	312.179	19.92	14.25	1.81	35.98	46.00	10.02
	533.832	14.03	18.52	2.38	34.93	46.00	11.07
	785.093	15.59	20.73	2.83	39.15	46.00	6.85
Vertical	33.095	17.69	17.27	0.58	35.54	40.00	4.46
	65.114	24.56	6.85	0.80	32.21	40.00	7.79
	119.018	18.27	13.16	1.12	32.55	43.50	10.95
	274.194	19.22	13.60	1.71	34.53	46.00	11.47
	502.940	12.73	18.42	2.29	33.44	46.00	12.56
	815.968	12.47	20.87	2.89	36.23	46.00	9.77

TEST ENGINEER: LEON YUN

EUT : LED LCD TV Temperature : 22°C
 Model No. : 55H5307 Humidity : 60%RH
 Test Mode : LAN Play Date of Test : Jun 25, 2017

Polarization	Frequency (MHz)	Meter Reading dB (μ V)	Antenna Factor (dB/m)	Cable Loss (dB)	Emission Level dB (μ V/m)	Limits dB (μ V/m)	Margin (dB)
Horizontal	81.497	21.42	9.66	0.87	31.95	40.00	8.05
	127.665	18.69	12.68	1.17	32.54	43.50	10.96
	258.326	20.83	13.35	1.66	35.84	46.00	10.16
	513.633	13.59	18.50	2.33	34.42	46.00	11.58
	658.836	10.86	19.90	2.62	33.38	46.00	12.62
	887.610	11.84	21.00	3.03	35.87	46.00	10.13
Vertical	32.749	17.98	17.38	0.58	35.94	40.00	4.06
	64.433	27.60	6.78	0.80	35.18	40.00	4.82
	151.067	23.40	11.55	1.29	36.24	43.50	7.26
	265.676	19.77	13.40	1.68	34.85	46.00	11.15
	513.633	14.18	18.50	2.33	35.01	46.00	10.99
	636.134	12.36	19.75	2.59	34.70	46.00	11.30

TEST ENGINEER: LEON YUN

EUT : LED LCD TV Temperature : 22°C

Model No. : 55H5307 Humidity : 60%RH

Test Mode : WIFI Date of Test : Jun 25, 2017

Polarization	Frequency (MHz)	Meter Reading dB (μ V)	Antenna Factor (dB/m)	Cable Loss (dB)	Emission Level dB (μ V/m)	Limits dB (μ V/m)	Margin (dB)
Horizontal	84.702	20.80	10.24	0.90	31.94	40.00	8.06
	128.563	20.52	12.59	1.17	34.28	43.50	9.22
	249.425	23.43	12.84	1.64	37.91	46.00	8.09
	296.184	18.96	13.85	1.76	34.57	46.00	11.43
	519.065	13.43	18.50	2.34	34.27	46.00	11.73
	810.265	13.82	20.80	2.87	37.49	46.00	8.51
Vertical	30.745	16.73	18.36	0.56	35.65	40.00	4.35
	63.759	28.25	6.76	0.79	35.80	40.00	4.20
	152.664	20.78	11.50	1.29	33.57	43.50	9.93
	280.024	18.06	13.60	1.72	33.38	46.00	12.62
	490.745	13.45	18.20	2.28	33.93	46.00	12.07
	629.477	11.79	19.70	2.57	34.06	46.00	11.94

TEST ENGINEER: LEON YUN

5 DEVIATION TO TEST SPECIFICATIONS

None.