

Application for FCC Certificate
On Behalf of
Hisense Electric Co., Ltd.

LED LCD TV

Model No.:

65H8C, 65H8C+, 65H8707, 65H8D, 65H8D+

Brand: Hisense

FCC ID : W9HLCDF0130

Prepared For : Hisense Electric Co., Ltd.
No.218 Qianwangang Road, Economy & Technology
Development Zone, Qingdao, China

Prepared By : Audix Technology (Shanghai) Co., Ltd.
3F and 4F, 34Bldg 680 Guiping Rd,
Caohejing Hi-Tech Park,
Shanghai 200233, China

Tel: +86-21-64955500
Fax: +86-21-64955491



Report No. : ACI-F17234
Date of Test : Jun 17-27, 2017
Date of Report : Jul 06, 2017

TABLE OF CONTENTS

	Page
1 SUMMARY OF STANDARDS AND RESULTS	4
1.1 Description of Standards and Results.....	4
2 GENERAL INFORMATION	5
2.1 Description of Equipment Under Test.....	5
2.2 Peripherals.....	6
2.3 Description of Test Facility.....	9
2.4 Measurement Uncertainty.....	9
3 CONDUCTED EMISSION TEST	10
3.1 Test Equipment.....	10
3.2 Block Diagram of Test Setup.....	10
3.3 Conducted Emission Limit [FCC Part 15 Subpart B 15.107(a)].....	11
3.4 Test Configuration.....	11
3.5 Operating Condition of EUT.....	12
3.6 Test Procedures.....	12
3.7 Test Results.....	13
4 RADIATED EMISSION TEST	26
4.1 Test Equipment.....	26
4.2 Block Diagram of Test Setup.....	26
4.3 Radiated Emission Limit [FCC Part 15 Subpart B 15.109(a)].....	28
4.4 Test Configuration.....	28
4.5 Operating Condition of EUT.....	28
4.6 Test Procedures.....	28
4.7 Test Results.....	29
5 DEVIATION TO TEST SPECIFICATIONS	43
6 DEBUG DESCRIPTION	44

TEST REPORT FOR FCC CERTIFICATE

Applicant : Hisense Electric Co., Ltd.
 Manufacturer : Hisense Electric Co., Ltd.
 Factory #1 : Hisense Electric Co., Ltd.
 Factory #2 : Tatung Mexico S.A. de C.V.
 Factory #3 : HISENSE ELECTRONICA MEXICO, S.A. DE C.V.
 EUT Description : LED LCD TV
 Model No. : Refer to Sec.2.1
 Brand : Hisense
 Power Supply : 120V/60Hz

Test Procedure Used:

*FCC RULES AND REGULATIONS PART 15 SUBPART B CLASS B
AND ANSI C63.4-2014*

The device described above is tested by Audix Technology (Shanghai) Co., Ltd. To determine the maximum emission levels emanating from the device. The maximum emission levels are compared to the FCC Part 15 Subpart B (Class B) limits both radiated and conducted emissions.

The test results are contained in this test report and Audix Technology (Shanghai) Co., Ltd. is assumed full responsibility for the accuracy and completeness of these measurements. This report shows that the EUT (M/N: Refer to Sec2.1) which was tested in 3m anechoic chamber Jun 17-27, 2017 is technically compliance with the FCC official limits also.

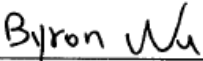
This report applies to above tested sample only. This report shall not be reproduced in part without written approval of Audix Technology (Shanghai) Co., Ltd.


This report must not be used by the client to claim product certification, approval, or endorsement by NVLAP, NIST, or any agency of the federal government.


The test results for EUT's TV functions are contained in No.F17235, a Verification report.

Date of Test : Jun 17-27, 2017 Date of Report : Jul 06, 2017

Producer : 
 ALAN HE / Assistant

Review : 
 BYRON WU / Deputy Assistant Manager

 For and on behalf of
 Audix Technology (Shanghai) Co., Ltd.

Signatory : 
 Authorized Signature(s) BYRON KWO/Assistant General Manager

1 SUMMARY OF STANDARDS AND RESULTS

1.1 Description of Standards and Results

The EUT have been tested according to the applicable standards as referenced below:

Description of Test Item	Standard	Limits	Results
EMISSION			
Conducted Disturbance at the Mains Terminal	FCC RULES AND REGULATIONS PART 15 SUBPART B AND ANSI C63.4-2014	15.107(a) Class B	Pass
		Minimum passing margin is 1.80dB at 0.152MHz	
Radiated Disturbance	FCC RULES AND REGULATIONS PART 15 SUBPART B AND ANSI C63.4-2014	15.109(a) Class B	Pass
		Minimum passing margin is 2.96dB at 480.528MHz (Horizontal, 1.3m/135°)	

2 GENERAL INFORMATION

2.1 Description of Equipment Under Test

Description	:	LED LCD TV
Type of EUT	:	<input checked="" type="checkbox"/> Production <input type="checkbox"/> Pre-product <input type="checkbox"/> Pro-type
Model No	:	65H8C, 65H8C+, 65H8707, 65H8D, 65H8D+
Note #1	:	The above models are all the same except for model number. The 65H8C model is tested and recorded in the report.
Note #3	:	“+”represents any of the Arabic numeral.
Note #4	:	The tuner port comply with the 15.111 requirement.
Brand	:	Hisense
RF module FCC ID	:	PPQ-WCBN4511R
Applicant	:	Hisense Electric Co., Ltd. No.218 Qianwangang Road, Economy & Technology Development Zone, Qingdao, China
Manufacturer	:	Same as Applicant
Factory #1	:	Same as Applicant
Factory #2	:	Tatung Mexico S.A. de C.V. Miguel Catalán 420, Parque Industrial Rio Bravo, Cd. Juarez, Chih., CP 32557
Factory #3	:	HISENSE ELECTRONICA MEXICO,S.A. DE C.V. Bld. Hisense #3510 Parque Industrial Rosarito, C.P. 22710 Playas de Rosarito, B.C.
LCD Panel	:	Manufacturer : Hisense M/N : HD500K3U54
Tuner	:	Manufacturer : Silicon Labs M/N : Si2151-A10
Max Resolution	:	3840*2160@60Hz
HDMI Cable*4 (Lab provide)	:	Shielded, Detachable, 1.80m
LAN Cable	:	Shielded, Detachable, 1.50m

Power Cord : Unshielded, Detachable, 1.80m, 2C

USB Cable*3 : Shielded, Detachable, 1.00m
(Lab provide)

MHL to HDMI Adaptor : Manufacture: CE-Link
with RCP (Lab provide) M/N: 3002

Remark:

The EUT is a LED LCD TV which input/output ports as follows:

Side View:

(1) One ANT Port : Connected with ATSC SG/TV SG

(2) One Service Port : Do not open to customer

(3) One AUDIO OUT Port : Connected with Earphone

(4) Three USB Ports : Connected with Hard-Disk*3

(5) One HDMI1/MHL Port : Connected with Mobile phone

(6) One HDMI2 Port : Connected with PC

Bottom View:

(7) One AV/COMPONENT IN Port : Connected with DVD Player

(8) One DIGITALAUDIO OUT Port : Connected with Audio Converter to Earphone

(9) One ETHERNET Port : Connected with PC

(10)One HDMI3 Port : Connected with PC

(11)One HDMI4 Port : Connected with DVD Player

2.2 Peripherals

2.2.1 PC

Manufacturer : HP

Model Number : Pro3340

Serial Number : 6CR2512VFD

Power Cord : Unshielded, Detachable, 1.8m

Certificate : FCC DoC; CE/EMC; VCCI; C-Tick

2.2.2 Keyboard

Manufacturer : Microsoft
Model Number : RT2300
Serial Number : 7668200662248
Data Cable : Shielded, Detachable, 1.5m
Certificate : CE/EMC, FCC DoC, VCCI, MIC,
C-Tick, BSMI

2.2.3 Mouse

Manufacturer : Microsoft
Model Number : RT2300
Serial Number : 6965712071551
Data Cable : Shielded, Detachable, 1.5m.
Certificate : CE/EMC, FCC DoC, VCCI, MIC,
C-Tick, BSMI

2.2.4 Modem

Manufacturer : TP-LINK
Model Number : TM-EC5658V
Serial Number : 07123301053
Data Cable : Shielded, Detachable, 1.5m
Certificate : CCC

2.2.5 Earphone *2

Manufacturer : EDIFIER
Model Number : H210

2.2.6 DVD Player

Manufacturer : PHILIPS
Model Number : DVP3986K/93
Serial Number : KX1A0902120108
Certificate : CCC

2.2.7 Hard Disk #1

Manufacturer : Tetasys
Model Number : F12
Serial Number : A010022-486006
Data Cable : Shielded, Undetachable, 1.8m.
Certificate : CE, FCC DoC

2.2.8 Hard Disk #2

Manufacturer : Tetasys
Model Number : F12
Serial Number : A010022-4860010X
Data Cable : Shielded, Undetachable, 1.8m.
Certificate : CE, FCC DoC

2.2.9 Hard Disk #3

Manufacturer : Tetasy
Model Number : F12
Serial Number : A010022-4A60007
Data Cable : Shielded, Undetachable, 1.8m.
Certificate : CE, FCC DoC

2.2.10 Mobile Phone

Manufacturer : SAMSUNG
Model Number : GT-I9100G
Serial Number : 6935152011519

2.2.11 ATSC Signal Generator

Manufacturer : SENCORE
Model Number : ATSC997
Serial Number : 6790071

2.2.12 TV Signal Generator

Manufacturer : FLUKE
Model Number : 54200M01
Serial Number : 814008

2.3 Description of Test Facility

Site Description (No.3 3m Chamber) : Sept. 17, 1998 file on
Jan.15, 2015 Renewed
Federal Communications Commission
FCC Engineering Laboratory
7435 Oakland Mills Road
Columbia, MD 21046, USA

Name of Firm : Audix Technology (Shanghai) Co., Ltd.

Site Location : 3F 34Bldg 680 Guiping Rd,
Caohejing Hi-Tech Park,
Shanghai 200233, China

FCC registration Number : 91789

NVLAP Lab Code : 200371-0

2.4 Measurement Uncertainty

Conducted Emission Expanded Uncertainty : U = 3.4dB

Radiated Emission Expanded Uncertainty (30-200MHz):
U = 4.3dB(Horizontal)
U = 4.6dB (Vertical)

Radiated Emission Expanded Uncertainty (200M-1GHz):
U = 4.3dB (Horizontal)
U = 5.5dB (Vertical)

Radiated Emission Expanded Uncertainty (1GHz-6GHz):
U = 5.1 dB

3 CONDUCTED EMISSION TEST

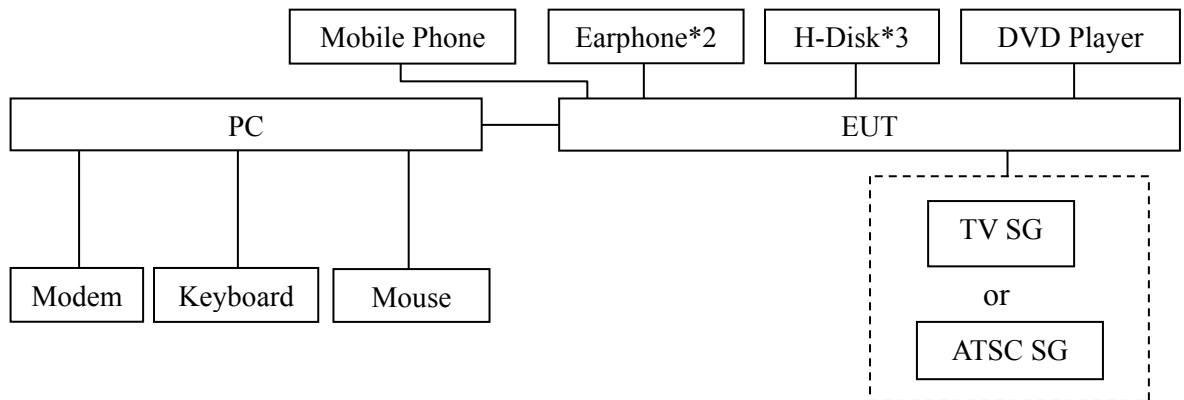
3.1 Test Equipment

The following test equipments are used during the conducted emission test in a shielded room:

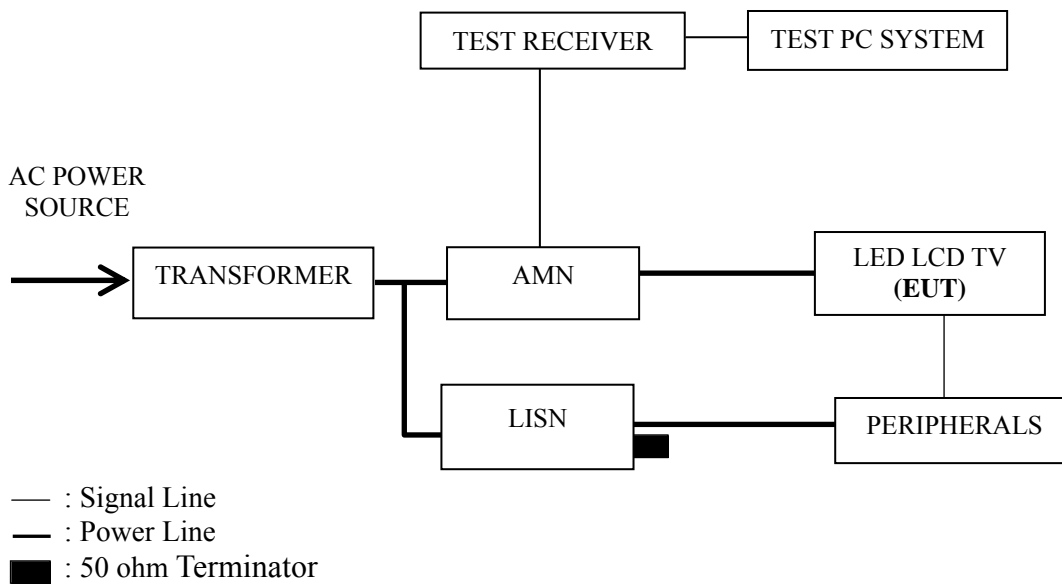
Item	Type	Manufacturer	Model No.	Serial No.	Last Cal.	Next Cal.
1.	Test Receiver	R&S	ESCI	101302	Apr 27, 2017	Apr 26, 2018
2.	Artificial Mains Network (AMN)	R&S	ENV4200	100125	Jun 25, 2016	Jun 24, 2017
3.	Line Impedance Stabilization Network (LISN)	Kyoritsu	KNW-407	8-1280-4	Mar 17, 2017	Mar 16, 2018
4.	50Ω Terminator	Anritsu	BNC	001	Mar 20, 2017	Sep 19, 2017
5.	Software	Audix	E3	6.111206	--	--

3.2 Block Diagram of Test Setup

3.2.1 EUT & Peripherals



3.2.2 Conducted Disturbance Test Setup



3.3 Conducted Emission Limit [FCC Part 15 Subpart B 15.107(a)]

Frequency Range (MHz)	Limits Db (μ V)	
	Quasi-peak	Average
0.15 ~ 0.5	66~56	56~46
0.5 ~ 5	56	46
5 ~ 30	60	50

NOTE 1 – The lower limit shall apply at the transition frequencies.
 NOTE 2 – The limit decreases linearly with the logarithm of the frequency in the range 0.15 MHz~0.50 MHz

3.4 Test Configuration

The EUT (listed in Sec.2.1) and the peripherals (listed in Sec 2.2) were installed as shown on Sec.3.2 to meet FCC requirement and operating in a manner that tends to maximize its emission level in a normal application.

3.5 Operating Condition of EUT

- 3.5.1 Setup the EUT and peripherals as shown in Sec. 3.2.
- 3.5.2 Turn on the power of all equipments and the EUT.
- 3.5.3 Set the contrast & brightness of EUT to maximum.
- 3.5.4 PC system ran the self-test program “EMC Test” by windows XP and sent “H” characters to EUT through graphic card, the EUT’s screen displayed and filled with “H” pattern by its resolution (Via HDMI Input).
- 3.5.5 PC system sent the 1kHz audio signal to EUT through audio port, the EUT speak out 1kHz audio signal.
- 3.5.6 In USB Play mode, set the EUT play digital media from H-Disk.
- 3.5.7 In LAN Play mode, set the EUT play digital media through LAN port.
- 3.5.8 In WIFI mode, set the EUT play digital media through WIFI.
- 3.5.9 In MHL mode, set the EUT play digital media from mobile phone.
- 3.5.10 The other peripherals devices were driven and operated during the test.
- 3.5.11 The test modes are as follows:

Test Mode
HDMI1 3840*2160@60Hz & 1kHz playing
HDMI1 1920*1080@60Hz & 1kHz playing
HDMI1 1280*1024@60Hz & 1kHz playing
HDMI1 640*480@60Hz & 1kHz playing
HDMI2 3840*2160@60Hz & 1kHz playing
HDMI3 3840*2160@30Hz & 1kHz playing
HDMI4 3840*2160@30Hz & 1kHz playing
HDMI1080P
USB Play
LAN Play
MHL
WIFI

3.6 Test Procedures

The EUT and peripherals were connected to the power mains through an Artificial Mains Network (AMN). This provided a 50 ohm coupling impedance for the measuring equipment.

Both sides of AC line (Line & Neutral) were checked for maximum conducted interference. In order to find the maximum emission, the relative positions of equipment and all of the interface cables were changed or manipulated according to ANSI C63.4 during conducted emission test.

The bandwidth of R&S Test Receiver ESCI was set at 9 kHz.

The frequency range from 150 kHz to 30 MHz was checked.

The test modes were done on conducted disturbance test and all the test results are listed in Sec. 3.7.

3.7 Test Results

< **PASS** >

The frequency and amplitude of the highest conducted emission relative to the limit is reported. All emissions not reported below are too low against the prescribed limits.

Test Mode	Data Page
HDMI1 3840*2160@60Hz & 1kHz playing	P14
HDMI1 1920*1080@60Hz & 1kHz playing	P15
HDMI1 1280*1024@60Hz & 1kHz playing	P16
HDMI1 640*480@60Hz & 1kHz playing	P17
HDMI2 3840*2160@60Hz & 1kHz playing	P18
HDMI3 3840*2160@30Hz & 1kHz playing	P19
HDMI4 3840*2160@30Hz & 1kHz playing	P20
HDMI1080P	P21
USB Play	P22
LAN Play	P23
MHL	P24
WIFI	P25

NOTE 1 – Factor = Cable Loss + AMN Factor.

NOTE 2 – Emission Level = Meter Reading + Factor.

NOTE 3 – “QP” means “Quasi-Peak” values, “AV” means “Average” values.

EUT : LED LCD TV Temperature : 22°C

Model No. : 65H8C Humidity : 48%RH

Test Mode : HDMI1 Date of Test : Jun 17, 2017
3840*2160@60Hz &
1kHz Playing

Test Line	Frequency (MHz)	Meter Reading dB(μV)	Factor (dB)	Emission Level dB(μV)	Limits dB(μV)	Margin (dB)	Remark
Line	0.160	51.19	10.57	61.76	65.49	3.73	QP
	0.190	47.95	10.55	58.50	64.02	5.52	
	0.406	29.40	10.43	39.83	57.73	17.90	
	0.679	18.53	10.40	28.93	56.00	27.07	
	0.953	17.94	10.41	28.35	56.00	27.65	
	6.121	21.65	10.47	32.12	60.00	27.88	
	0.160	34.11	10.57	44.68	55.49	10.81	AV
	0.190	34.95	10.55	45.50	54.02	8.52	
	0.406	18.40	10.43	28.83	47.73	18.90	
	0.679	9.53	10.40	19.93	46.00	26.07	
0.953	8.94	10.41	19.35	46.00	26.65		
6.121	8.65	10.47	19.12	50.00	30.88		
Neutral	0.152	52.00	10.58	62.58	65.90	3.32	QP
	0.188	47.84	10.54	58.38	64.11	5.73	
	0.408	29.74	10.42	40.16	57.68	17.52	
	0.679	19.83	10.39	30.22	56.00	25.78	
	0.943	16.55	10.41	26.96	56.00	29.04	
	6.056	19.06	10.53	29.59	60.00	30.41	
	0.152	35.00	10.58	45.58	55.90	10.32	AV
	0.188	34.84	10.54	45.38	54.11	8.73	
	0.408	19.74	10.42	30.16	47.68	17.52	
	0.679	8.83	10.39	19.22	46.00	26.78	
	0.943	7.55	10.41	17.96	46.00	28.04	
	6.056	6.06	10.53	16.59	50.00	33.41	

TEST ENGINEER: KALSI CHEN

EUT : LED LCD TV Temperature : 22°C

Model No. : 65H8C Humidity : 48%RH

Test Mode : HDMI1 Date of Test : Jun 17, 2017
1920*1080@60Hz &
1kHz Playing

Test Line	Frequency (MHz)	Meter Reading dB(μV)	Factor (dB)	Emission Level dB(μV)	Limits dB(μV)	Margin (dB)	Remark
Line	0.153	52.47	10.58	63.05	65.81	2.76	QP
	0.183	46.85	10.55	57.40	64.33	6.93	
	0.413	29.63	10.43	40.06	57.59	17.53	
	0.679	19.36	10.40	29.76	56.00	26.24	
	0.890	19.12	10.41	29.53	56.00	26.47	
	6.285	21.88	10.47	32.35	60.00	27.65	
	0.153	36.01	10.58	46.59	55.81	9.22	AV
	0.183	35.85	10.55	46.40	54.33	7.93	
	0.413	18.63	10.43	29.06	47.59	18.53	
	0.679	8.36	10.40	18.76	46.00	27.24	
	0.890	7.12	10.41	17.53	46.00	28.47	
	6.285	8.88	10.47	19.35	50.00	30.65	
Neutral	0.158	51.08	10.57	61.65	65.59	3.94	QP
	0.186	47.03	10.55	57.58	64.20	6.62	
	0.408	29.97	10.42	40.39	57.68	17.29	
	0.679	19.57	10.39	29.96	56.00	26.04	
	1.519	16.33	10.43	26.76	56.00	29.24	
	6.420	19.07	10.53	29.60	60.00	30.40	
	0.158	35.50	10.57	46.07	55.59	9.52	AV
	0.186	34.03	10.55	44.58	54.20	9.62	
	0.408	18.97	10.42	29.39	47.68	18.29	
	0.679	8.57	10.39	18.96	46.00	27.04	
	1.519	7.33	10.43	17.76	46.00	28.24	
	6.420	8.07	10.53	18.60	50.00	31.40	

TEST ENGINEER: KALSI CHEN

EUT : LED LCD TV Temperature : 22°C

Model No. : 65H8C Humidity : 48%RH

Test Mode : HDMI1 Date of Test : Jun 17, 2017
1280*1024@60Hz &
1kHz Playing

Test Line	Frequency (MHz)	Meter Reading dB(μV)	Factor (dB)	Emission Level dB(μV)	Limits dB(μV)	Margin (dB)	Remark
Line	0.150	51.58	10.59	62.17	65.98	3.81	QP
	0.183	47.99	10.55	58.54	64.33	5.79	
	0.408	29.77	10.43	40.20	57.68	17.48	
	0.686	19.03	10.40	29.43	56.00	26.57	
	1.519	17.58	10.41	27.99	56.00	28.01	
	6.285	21.22	10.47	31.69	60.00	28.31	
	AV	0.150	35.10	10.59	45.69	55.98	10.29
		0.183	34.99	10.55	45.54	54.33	8.79
		0.408	18.77	10.43	29.20	47.68	18.48
		0.686	10.03	10.40	20.43	46.00	25.57
		1.519	9.58	10.41	19.99	46.00	26.01
		6.285	9.22	10.47	19.69	50.00	30.31
Neutral	0.150	52.52	10.58	63.10	65.98	2.88	QP
	0.184	46.88	10.54	57.42	64.28	6.86	
	0.413	30.57	10.42	40.99	57.59	16.60	
	0.694	19.24	10.39	29.63	56.00	26.37	
	0.984	17.59	10.41	28.00	56.00	28.00	
	5.993	19.60	10.53	30.13	60.00	29.87	
	AV	0.150	34.90	10.58	45.48	55.98	10.50
		0.184	34.88	10.54	45.42	54.28	8.86
		0.413	19.57	10.42	29.99	47.59	17.60
		0.694	10.24	10.39	20.63	46.00	25.37
		0.984	8.59	10.41	19.00	46.00	27.00
		5.993	6.60	10.53	17.13	50.00	32.87

TEST ENGINEER: KALSI CHEN

EUT : LED LCD TV Temperature : 22°C

Model No. : 65H8C Humidity : 48%RH

Test Mode : HDMI1 640*480@60Hz Date of Test : Jun 17, 2017
& 1kHz Playing

Test Line	Frequency (MHz)	Meter Reading dB(μ V)	Factor (dB)	Emission Level dB(μ V)	Limits dB(μ V)	Margin (dB)	Remark
Line	0.152	53.00	10.59	63.59	65.90	2.31	QP
	0.170	48.26	10.57	58.83	64.94	6.11	
	0.413	29.84	10.43	40.27	57.59	17.32	
	0.694	19.38	10.40	29.78	56.00	26.22	
	0.963	16.86	10.41	27.27	56.00	28.73	
	6.252	21.10	10.47	31.57	60.00	28.43	
	0.152	35.60	10.59	46.19	55.90	9.71	AV
	0.170	34.26	10.57	44.83	54.94	10.11	
	0.413	18.84	10.43	29.27	47.59	18.32	
	0.694	8.38	10.40	18.78	46.00	27.22	
	0.963	9.86	10.41	20.27	46.00	25.73	
	6.252	8.10	10.47	18.57	50.00	31.43	
Neutral	0.157	51.65	10.57	62.22	65.63	3.41	QP
	0.192	46.57	10.54	57.11	63.93	6.82	
	0.413	28.33	10.42	38.75	57.59	18.84	
	0.701	20.54	10.39	30.93	56.00	25.07	
	0.963	17.84	10.41	28.25	56.00	27.75	
	6.420	19.22	10.53	29.75	60.00	30.25	
	0.157	35.90	10.57	46.47	55.63	9.16	AV
	0.192	34.57	10.54	45.11	53.93	8.82	
	0.413	19.33	10.42	29.75	47.59	17.84	
	0.701	9.54	10.39	19.93	46.00	26.07	
	0.963	8.84	10.41	19.25	46.00	26.75	
	6.420	7.22	10.53	17.75	50.00	32.25	

TEST ENGINEER: KALSI CHEN

EUT : LED LCD TV Temperature : 22°C

Model No. : 65H8C Humidity : 48%RH

Test Mode : HDMI2 Date of Test : Jun 17, 2017
3840*2160@60Hz &
1kHz playing

Test Line	Frequency (MHz)	Meter Reading dB(μ V)	Factor (dB)	Emission Level dB(μ V)	Limits dB(μ V)	Margin (dB)	Remark	
Line	0.155	50.80	10.58	61.38	65.74	4.36	QP	
	0.186	47.25	10.56	57.81	64.20	6.39		
	0.417	28.99	10.43	39.42	57.51	18.09		
	0.694	19.88	10.40	30.28	56.00	25.72		
	0.953	17.76	10.41	28.17	56.00	27.83		
	6.488	21.19	10.47	31.66	60.00	28.34	AV	
	0.155	36.00	10.58	46.58	55.74	9.16		
	0.186	34.25	10.56	44.81	54.20	9.39		
	0.417	19.99	10.43	30.42	47.51	17.09		
	0.694	10.88	10.40	21.28	46.00	24.72		
0.953	8.76	10.41	19.17	46.00	26.83	AV		
6.488	8.19	10.47	18.66	50.00	31.34			
Neutral	0.155	50.19	10.57	60.76	65.73		4.97	QP
	0.192	46.65	10.54	57.19	63.93		6.74	
	0.408	29.50	10.42	39.92	57.68		17.76	
	0.694	19.09	10.39	29.48	56.00	26.52		
	0.963	17.20	10.41	27.61	56.00	28.39		
	6.186	19.06	10.53	29.59	60.00	30.41	AV	
	0.155	35.80	10.57	46.37	55.73	9.36		
	0.192	34.65	10.54	45.19	53.93	8.74		
	0.408	20.50	10.42	30.92	47.68	16.76		
	0.694	10.09	10.39	20.48	46.00	25.52		
0.963	7.20	10.41	17.61	46.00	28.39	AV		
6.186	7.06	10.53	17.59	50.00	32.41			

TEST ENGINEER: KALSI CHEN

EUT : LED LCD TV Temperature : 22°C

Model No. : 65H8C Humidity : 48%RH

Test Mode : HDMI3 Date of Test : Jun 17, 2017
3840*2160@30Hz &
1kHz playing

Test Line	Frequency (MHz)	Meter Reading dB(μ V)	Factor (dB)	Emission Level dB(μ V)	Limits dB(μ V)	Margin (dB)	Remark
Line	0.152	50.63	10.59	61.22	65.90	4.68	QP
	0.190	46.97	10.55	57.52	64.02	6.50	
	0.413	29.70	10.43	40.13	57.59	17.46	
	0.679	19.24	10.40	29.64	56.00	26.36	
	0.963	18.47	10.41	28.88	56.00	27.12	
	5.867	21.62	10.46	32.08	60.00	27.92	
	0.152	35.20	10.59	45.79	55.90	10.11	AV
	0.190	34.97	10.55	45.52	54.02	8.50	
	0.413	18.70	10.43	29.13	47.59	18.46	
	0.679	9.24	10.40	19.64	46.00	26.36	
0.963	9.47	10.41	19.88	46.00	26.12		
5.867	9.62	10.46	20.08	50.00	29.92		
Neutral	0.152	50.55	10.58	61.13	65.91	4.78	QP
	0.184	46.70	10.54	57.24	64.28	7.04	
	0.408	28.63	10.42	39.05	57.68	18.63	
	0.694	19.11	10.39	29.50	56.00	26.50	
	0.953	16.89	10.41	27.30	56.00	28.70	
	5.993	17.10	10.53	27.63	60.00	32.37	
	0.152	35.20	10.58	45.78	55.91	10.13	AV
	0.184	35.70	10.54	46.24	54.28	8.04	
	0.408	19.63	10.42	30.05	47.68	17.63	
	0.694	10.11	10.39	20.50	46.00	25.50	
0.953	8.89	10.41	19.30	46.00	26.70		
5.993	8.10	10.53	18.63	50.00	31.37		

TEST ENGINEER: KALSI CHEN

EUT : LED LCD TV Temperature : 22°C

Model No. : 65H8C Humidity : 48%RH

Test Mode : HDMI4 Date of Test : Jun 17, 2017
3840*2160@30Hz &
1kHz playing

Test Line	Frequency (MHz)	Meter Reading dB(μV)	Factor (dB)	Emission Level dB(μV)	Limits dB(μV)	Margin (dB)	Remark
Line	0.155	50.98	10.58	61.56	65.73	4.17	QP
	0.192	47.72	10.55	58.27	63.93	5.66	
	0.413	28.31	10.43	38.74	57.59	18.85	
	0.694	19.66	10.40	30.06	56.00	25.94	
	0.974	16.42	10.41	26.83	56.00	29.17	
	6.121	19.32	10.47	29.79	60.00	30.21	
	AV	0.155	36.10	10.58	46.68	55.73	9.05
		0.192	34.72	10.55	45.27	53.93	8.66
		0.413	19.31	10.43	29.74	47.59	17.85
		0.694	8.66	10.40	19.06	46.00	26.94
0.974		8.42	10.41	18.83	46.00	27.17	
6.121		8.32	10.47	18.79	50.00	31.21	
Neutral	0.152	51.28	10.58	61.86	65.90	4.04	QP
	0.184	46.57	10.54	57.11	64.28	7.17	
	0.408	28.85	10.42	39.27	57.68	18.41	
	0.694	20.68	10.39	31.07	56.00	24.93	
	0.974	16.29	10.41	26.70	56.00	29.30	
	6.121	19.16	10.53	29.69	60.00	30.31	
	AV	0.152	35.10	10.58	45.68	55.90	10.22
		0.184	33.57	10.54	44.11	54.28	10.17
		0.408	19.85	10.42	30.27	47.68	17.41
		0.694	9.68	10.39	20.07	46.00	25.93
0.974		8.29	10.41	18.70	46.00	27.30	
	6.121	8.16	10.53	18.69	50.00	31.31	

TEST ENGINEER: KALSI CHEN

EUT : LED LCD TV Temperature : 22°C
 Model No. : 65H8C Humidity : 48%RH
 Test Mode : HDMI 1080P Date of Test : Jun 17, 2017

Test Line	Frequency (MHz)	Meter Reading dB(μ V)	Factor (dB)	Emission Level dB(μ V)	Limits dB(μ V)	Margin (dB)	Remark
Line	0.154	53.03	10.58	63.61	65.81	2.20	QP
	0.186	47.09	10.56	57.65	64.20	6.55	
	0.413	29.22	10.43	39.65	57.59	17.94	
	0.701	18.75	10.40	29.15	56.00	26.85	
	1.503	17.75	10.41	28.16	56.00	27.84	
	6.420	21.28	10.47	31.75	60.00	28.25	
	0.154	36.31	10.58	46.89	55.81	8.92	AV
	0.186	34.09	10.56	44.65	54.20	9.55	
	0.413	18.22	10.43	28.65	47.59	18.94	
	0.701	9.75	10.40	20.15	46.00	25.85	
	1.503	8.75	10.41	19.16	46.00	26.84	
	6.420	9.28	10.47	19.75	50.00	30.25	
Neutral	0.150	52.65	10.58	63.23	65.98	2.75	QP
	0.182	46.59	10.54	57.13	64.42	7.29	
	0.413	28.41	10.42	38.83	57.59	18.76	
	0.720	19.70	10.40	30.10	56.00	25.90	
	0.974	16.29	10.41	26.70	56.00	29.30	
	5.929	19.32	10.52	29.84	60.00	30.16	
	0.150	35.30	10.58	45.88	55.98	10.10	AV
	0.182	34.59	10.54	45.13	54.42	9.29	
	0.413	20.41	10.42	30.83	47.59	16.76	
	0.720	10.70	10.40	21.10	46.00	24.90	
	0.974	8.29	10.41	18.70	46.00	27.30	
	5.929	7.32	10.52	17.84	50.00	32.16	

TEST ENGINEER: KALSI CHEN

EUT : LED LCD TV Temperature : 22°C
 Model No. : 65H8C Humidity : 48%RH
 Test Mode : USB Play Date of Test : Jun 17, 2017

Test Line	Frequency (MHz)	Meter Reading dB(μV)	Factor (dB)	Emission Level dB(μV)	Limits dB(μV)	Margin (dB)	Remark
Line	0.152	53.36	10.59	63.95	65.90	1.95	QP
	0.192	47.66	10.55	58.21	63.93	5.72	
	0.408	29.71	10.43	40.14	57.68	17.54	
	0.701	18.17	10.40	28.57	56.00	27.43	
	0.953	17.44	10.41	27.85	56.00	28.15	
	5.929	22.07	10.46	32.53	60.00	27.47	
	0.152	35.90	10.59	46.49	55.90	9.41	AV
	0.192	35.66	10.55	46.21	53.93	7.72	
	0.408	19.71	10.43	30.14	47.68	17.54	
	0.701	10.17	10.40	20.57	46.00	25.43	
0.953	10.44	10.41	20.85	46.00	25.15		
5.929	10.07	10.46	20.53	50.00	29.47		
Neutral	0.152	53.52	10.58	64.10	65.90	1.80	QP
	0.178	47.50	10.55	58.05	64.59	6.54	
	0.413	30.37	10.42	40.79	57.59	16.80	
	0.701	19.56	10.39	29.95	56.00	26.05	
	0.963	15.92	10.41	26.33	56.00	29.67	
	6.420	18.44	10.53	28.97	60.00	31.03	
	0.152	35.80	10.58	46.38	55.90	9.52	AV
	0.178	35.50	10.55	46.05	54.59	8.54	
	0.413	19.37	10.42	29.79	47.59	17.80	
	0.701	9.56	10.39	19.95	46.00	26.05	
0.963	7.92	10.41	18.33	46.00	27.67		
6.420	7.44	10.53	17.97	50.00	32.03		

TEST ENGINEER: KALSI CHEN

EUT : LED LCD TV Temperature : 22°C

Model No. : 65H8C Humidity : 48%RH

Test Mode : LAN Play Date of Test : Jun 17, 2017

Test Line	Frequency (MHz)	Meter Reading dB(μ V)	Factor (dB)	Emission Level dB(μ V)	Limits dB(μ V)	Margin (dB)	Remark
Line	0.155	52.47	10.58	63.05	65.73	2.68	QP
	0.186	47.83	10.56	58.39	64.20	5.81	
	0.413	29.49	10.43	39.92	57.59	17.67	
	0.694	19.32	10.40	29.72	56.00	26.28	
	1.519	17.79	10.41	28.20	56.00	27.80	
	6.056	21.83	10.47	32.30	60.00	27.70	
	0.155	36.50	10.58	47.08	55.73	8.65	AV
	0.186	34.83	10.56	45.39	54.20	8.81	
	0.413	18.49	10.43	28.92	47.59	18.67	
	0.694	8.32	10.40	18.72	46.00	27.28	
	1.519	9.79	10.41	20.20	46.00	25.80	
	6.056	8.83	10.47	19.30	50.00	30.70	
Neutral	0.152	53.20	10.58	63.78	65.90	2.12	QP
	0.192	45.55	10.54	56.09	63.93	7.84	
	0.413	28.12	10.42	38.54	57.59	19.05	
	0.686	19.94	10.39	30.33	56.00	25.67	
	0.984	16.73	10.41	27.14	56.00	28.86	
	6.285	18.60	10.53	29.13	60.00	30.87	
	0.152	35.90	10.58	46.48	55.90	9.42	AV
	0.192	32.55	10.54	43.09	53.93	10.84	
	0.413	19.12	10.42	29.54	47.59	18.05	
	0.686	8.94	10.39	19.33	46.00	26.67	
	0.984	7.73	10.41	18.14	46.00	27.86	
	6.285	9.60	10.53	20.13	50.00	29.87	

TEST ENGINEER: KALSI CHEN

EUT : LED LCD TV Temperature : 22°C

Model No. : 65H8C Humidity : 48%RH

Test Mode : MHL Date of Test : Jun 17, 2017

Test Line	Frequency (MHz)	Meter Reading dB(μ V)	Factor (dB)	Emission Level dB(μ V)	Limits dB(μ V)	Margin (dB)	Remark
Line	0.150	53.16	10.59	63.75	65.99	2.24	QP
	0.192	47.29	10.55	57.84	63.93	6.09	
	0.413	29.34	10.43	39.77	57.59	17.82	
	0.701	20.35	10.40	30.75	56.00	25.25	
	0.963	16.24	10.41	26.65	56.00	29.35	
	6.056	20.05	10.47	30.52	60.00	29.48	AV
	0.150	35.80	10.59	46.39	55.99	9.60	
	0.192	34.29	10.55	44.84	53.93	9.09	
	0.413	18.34	10.43	28.77	47.59	18.82	
	0.701	8.35	10.40	18.75	46.00	27.25	
Neutral	0.963	9.24	10.41	19.65	46.00	26.35	QP
	6.056	9.05	10.47	19.52	50.00	30.48	
	0.157	52.04	10.57	62.61	65.64	3.03	
	0.190	46.31	10.54	56.85	64.02	7.17	
	0.413	28.21	10.42	38.63	57.59	18.96	
	0.701	20.14	10.39	30.53	56.00	25.47	AV
	0.984	16.88	10.41	27.29	56.00	28.71	
	5.929	19.88	10.52	30.40	60.00	29.60	
	0.157	36.10	10.57	46.67	55.64	8.97	
	0.190	34.31	10.54	44.85	54.02	9.17	
	0.413	19.21	10.42	29.63	47.59	17.96	
	0.701	8.14	10.39	18.53	46.00	27.47	
	0.984	8.88	10.41	19.29	46.00	26.71	
5.929	7.88	10.52	18.40	50.00	31.60		

TEST ENGINEER: KALSI CHEN

EUT : LED LCD TV Temperature : 22°C
 Model No. : 65H8C Humidity : 48%RH
 Test Mode : WIFI Date of Test : Jun 17, 2017

Test Line	Frequency (MHz)	Meter Reading dB(μ V)	Factor (dB)	Emission Level dB(μ V)	Limits dB(μ V)	Margin (dB)	Remark	
Line	0.155	52.58	10.58	63.16	65.72	2.56	QP	
	0.190	48.88	10.55	59.43	64.02	4.59		
	0.413	28.80	10.43	39.23	57.59	18.36		
	0.558	19.41	10.40	29.81	56.00	26.19		
	0.686	17.12	10.40	27.52	56.00	28.48		
	5.929	20.68	10.46	31.14	60.00	28.86	AV	
	0.155	36.30	10.58	46.88	55.72	8.84		
	0.190	35.88	10.55	46.43	54.02	7.59		
	0.413	19.80	10.43	30.23	47.59	17.36		
	0.558	8.41	10.40	18.81	46.00	27.19		
0.686	9.12	10.40	19.52	46.00	26.48	AV		
5.929	9.68	10.46	20.14	50.00	29.86			
Neutral	0.155	52.24	10.57	62.81	65.73		2.92	QP
	0.192	46.83	10.54	57.37	63.93		6.56	
	0.413	28.51	10.42	38.93	57.59		18.66	
	0.708	18.47	10.39	28.86	56.00	27.14		
	0.984	17.17	10.41	27.58	56.00	28.42		
	6.056	19.35	10.53	29.88	60.00	30.12	AV	
	0.155	36.50	10.57	47.07	55.73	8.66		
	0.192	34.83	10.54	45.37	53.93	8.56		
	0.413	19.51	10.42	29.93	47.59	17.66		
	0.708	16.47	10.39	26.86	46.00	19.14		
0.984	8.17	10.41	18.58	46.00	27.42	AV		
6.056	7.35	10.53	17.88	50.00	32.12			

TEST ENGINEER: KALSI CHEN

4 RADIATED EMISSION TEST

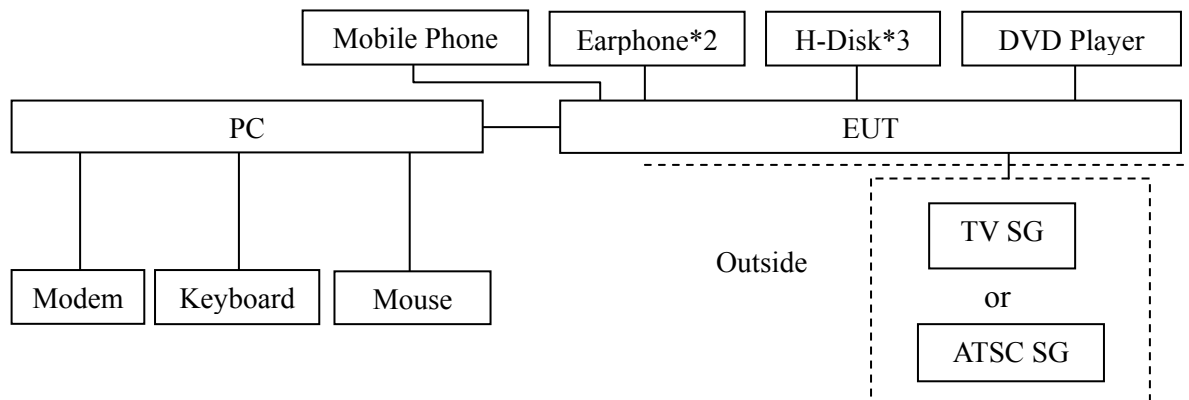
4.1 Test Equipment

The following test equipments are used during the radiated emission test in a semi-anechoic chamber:

Item	Type	Manufacturer	Model No.	Serial No.	Last Cal.	Next Cal.
1.	Test Receiver	R&S	ESCI	101303	May 07, 2017	May 06, 2018
2.	Preamplifier	Agilent	8447D	2944A06664	Apr 27, 2017	Apr 26, 2018
3.	Preamplifier	HP	8449B	3008A00864	Mar 20, 2017	Mar 19, 2018
4.	Bi-log Antenna	TESEQ	CBL6112D	23193	May 15, 2017	May 14, 2018
5.	Horn Antenna	EMCO	3115	9607-4878	Jun 02, 2017	Jun 01, 2018
6.	Spectrum	Agilent	E7405A	MY45106600	Apr 26, 2017	Apr 25, 2018
7.	Software	Audix	e3	6.2007-9-10	--	--

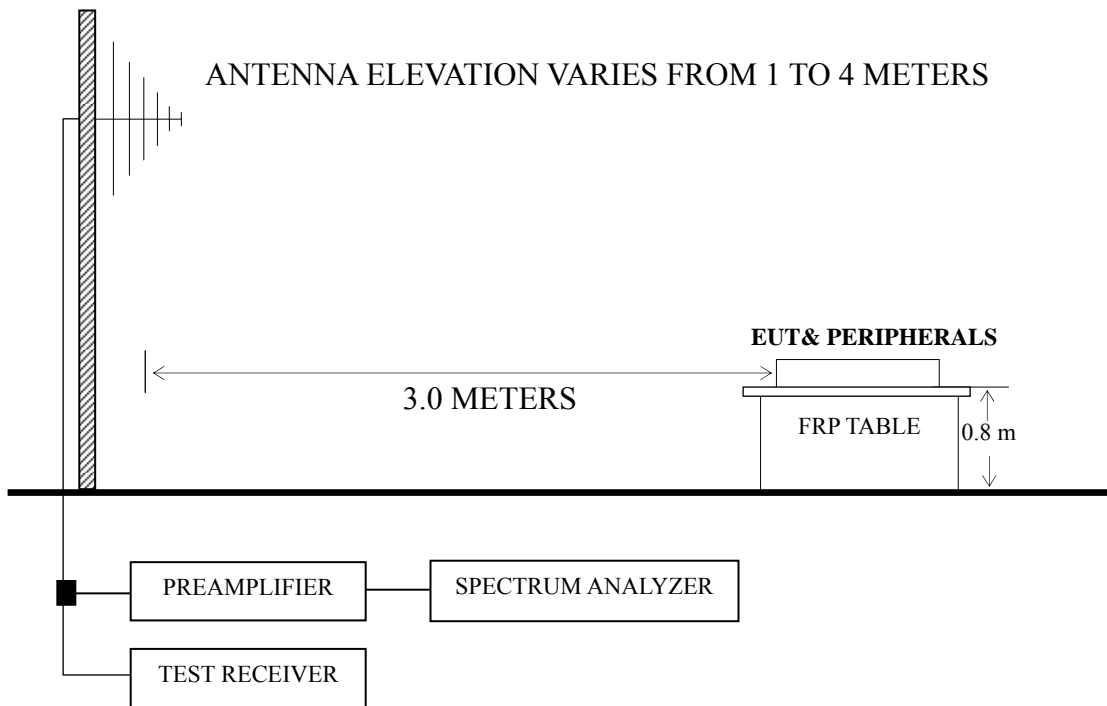
4.2 Block Diagram of Test Setup

4.2.1 EUT & Peripherals



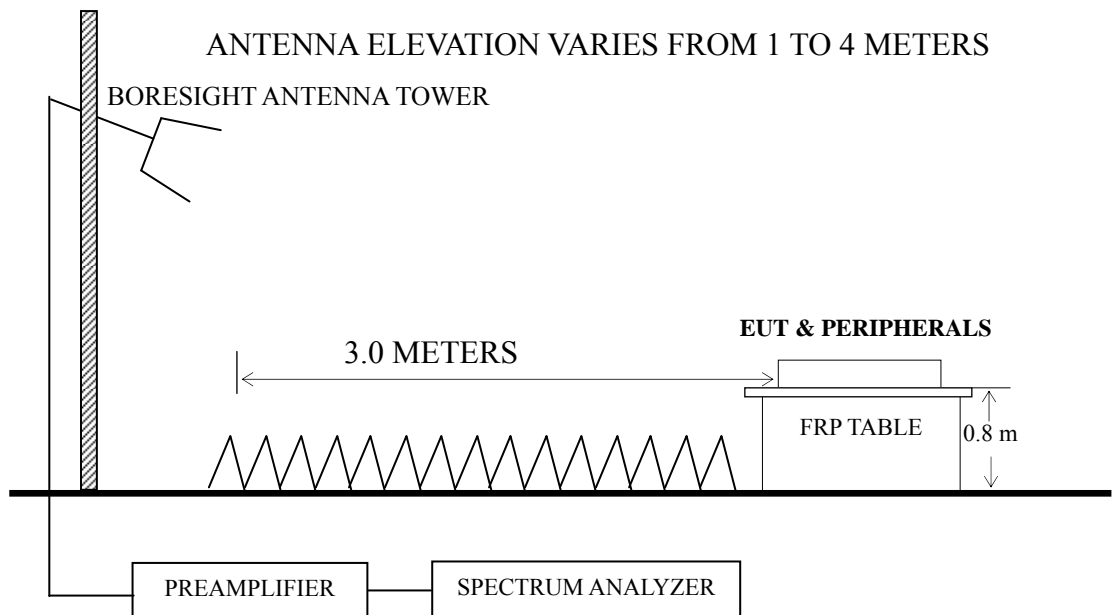
4.2.2 Radiated emission test setup

4.2.2.1 Below 1GHz



■ : 50 ohm Coaxial Switch

4.2.2.2 Above 1GHz



4.3 Radiated Emission Limit [FCC Part 15 Subpart B 15.109(a)]

Frequency (MHz)	Distance (m)	Field strength limits	
		($\mu\text{V/m}$)	dB ($\mu\text{V/m}$)
30 ~ 88	3	100	40.0
88 ~ 216	3	150	43.5
216 ~ 960	3	200	46.0
Above 960	3	500	54.0

NOTE 1 - Emission Level dB ($\mu\text{V/m}$) = 20 log Emission Level ($\mu\text{V/m}$)
 NOTE 2 - The tighter limit applies at the band edges.
 NOTE 3 - Distance refers to the distance in meters between the measuring instrument antenna and the closed point of any part of the device or system.
 NOTE 4 - The limits shown are based on Quasi-peak value detector.
 NOTE 5 - Above 1 GHz, the limit on peak emission is 20 dB above the maximum permitted average emission limit applicable to the EUT.

4.4 Test Configuration

The configuration of the EUT and peripherals are same as those used in conducted emission test.

Please refer to Sec.3.4.

4.5 Operating Condition of EUT

Same as conducted emission test which is listed in Sec.3.5, except for the test setup replaced by Sec.4.2.

4.6 Test Procedures

The EUT and peripherals were placed on a FRP turntable that is 0.8 meter above ground. The FRP turntable rotated 360 degrees to determine the position of the maximum emission level. The EUT was set 3 meters away from the receiving antenna, which was mounted on an antenna tower. Broadband antenna (Calibrated Bilog Antenna) was used as receiving antenna. The antenna moved up and down between 1 meter and 4 meters to find out the maximum emission level. Both horizontal and vertical polarizations of the antenna were set on measurement. In order to find the maximum emission, all of the interference cables were manipulated according to ANSI C63.4 requirements during radiated emission test.

The I.F. bandwidth of Test Receiver R&S ESCI was set at 120 kHz.

The frequency range from 30 MHz to 1000MHz was checked for all test modes.

The frequency range from 1 GHz to 6 GHz was checked for the maximum resolution test mode.

The test modes were done on radiated disturbance test and all the test results are listed in Sec.4.7.

4.7 Test Results

<PASS>

The frequency and amplitude of the highest radiated emission relative the limit is reported. All the emissions not reported below are too low against the FCC limit.

Test Mode	Data Page
HDMI3 3840*2160@30Hz & 1kHz playing	P30-P31
HDMI3 1920*1080@60Hz & 1kHz playing	P32
HDMI3 1280*1024@60Hz & 1kHz playing	P33
HDMI3 640*480@60Hz & 1kHz playing	P34
HDMI1 3840*2160@60Hz & 1kHz playing	P35
HDMI2 3840*2160@60Hz & 1kHz playing	P36
HDMI4 3840*2160@30Hz & 1kHz playing	P37
HDMI1080P	P38
USB Play	P39
LAN Play	P40
MHL	P41
WIFI	P42

NOTE 1 – Emission Level = Antenna Factor + Cable Loss + Meter Reading. (< 1GHz);

Emission Level = Antenna Factor + Cable Loss – Preamp Factor + Meter Reading. (> 1GHz)

NOTE 2 – All readings are Quasi-Peak values below or equal to 1GHz, Peak and Average values above 1GHz.

NOTE 3 – 0° was the table front facing the antenna. Degree is calculated from 0° clockwise facing the antenna.

EUT : LED LCD TV Temperature : 22°C

Model No. : 65H8C Humidity : 60%RH

Test Mode : HDMI3 3840*2160@30Hz & 1kHz Playing Date of Test : Jun 27, 2017

Polarization	Frequency (MHz)	Meter Reading dB (μV)	Antenna Factor (dB/m)	Cable Loss (dB)	Preamp Factor (dB)	Emission Level dB (μV/m)	Limits dB (μV/m)	Margin (dB)	Remark
Horizontal	60.069	23.98	6.60	0.78	--	31.36	40.00	8.64	QP
	85.898	22.27	10.37	0.91	--	33.55	40.00	6.45	
	136.939	19.50	12.22	1.22	--	32.94	43.50	10.56	
	480.528	22.79	18.00	2.25	--	43.04	46.00	2.96	
	719.200	18.28	20.48	2.73	--	41.49	46.00	4.51	
	900.147	16.71	20.90	3.05	--	40.66	46.00	5.34	PK
	1467.318	52.03	25.50	3.84	35.78	45.59	74.00	28.41	
	2069.805	49.31	27.64	4.53	35.20	46.28	74.00	27.72	
	2622.077	53.82	28.97	5.11	35.20	52.70	74.00	21.30	AV
	1467.318	38.62	25.50	3.84	35.78	32.18	54.00	21.82	
2069.805	34.84	27.64	4.53	35.20	31.81	54.00	22.19		
2622.077	38.99	28.97	5.11	35.20	37.87	54.00	16.13		

TEST ENGINEER: LEON YUN

EUT : LED LCD TV Temperature : 22°C

Model No. : 65H8C Humidity : 60%RH

Test Mode : HDMI3 3840*2160@30Hz & 1kHz Playing Date of Test : Jun 27, 2017

Polarization	Frequency (MHz)	Meter Reading dB (μV)	Antenna Factor (dB/m)	Cable Loss (dB)	Preamp Factor (dB)	Emission Level dB (μV/m)	Limits dB (μV/m)	Margin (dB)	Remark
Vertical	31.955	15.63	17.70	0.57	--	33.90	40.00	6.10	QP
	66.034	28.44	7.00	0.80	--	36.24	40.00	3.76	
	157.007	24.15	11.06	1.31	--	36.52	43.50	6.98	
	482.216	20.85	18.04	2.26	--	41.15	46.00	4.85	
	668.142	18.87	20.05	2.64	--	41.56	46.00	4.44	
	890.728	12.00	21.00	3.03	--	36.03	46.00	9.97	PK
	1480.523	50.45	25.54	3.86	35.76	44.09	74.00	29.91	
	2659.932	50.48	29.10	5.18	35.20	49.56	74.00	24.44	
	4432.448	43.05	33.50	6.67	34.06	49.16	74.00	24.84	AV
	1480.523	33.33	25.54	3.86	35.76	26.97	54.00	27.03	
	2659.932	36.27	29.10	5.18	35.20	35.35	54.00	18.65	
4432.448	29.74	33.50	6.67	34.06	35.85	54.00	18.15		

TEST ENGINEER: LEON YUN

EUT : LED LCD TV Temperature : 22°C

Model No. : 65H8C Humidity : 60%RH

Test Mode : HDMI3 1920*1080@60Hz & 1kHz Playing Date of Test : Jun 27, 2017

Polarization	Frequency (MHz)	Meter Reading dB (μ V)	Antenna Factor (dB/m)	Cable Loss (dB)	Emission Level dB (μ V/m)	Limits dB (μ V/m)	Margin (dB)
Horizontal	64.887	25.33	6.80	0.80	32.93	40.00	7.07
	82.071	22.05	9.79	0.87	32.71	40.00	7.29
	155.910	21.25	11.29	1.31	33.85	43.50	9.65
	480.528	22.39	18.00	2.25	42.64	46.00	3.36
	719.200	18.57	20.48	2.73	41.78	46.00	4.22
	893.857	17.65	20.97	3.03	41.65	46.00	4.35
Vertical	31.955	15.18	17.70	0.57	33.45	40.00	6.55
	64.887	28.62	6.80	0.80	36.22	40.00	3.78
	157.007	25.26	11.06	1.31	37.63	43.50	5.87
	480.528	20.39	18.00	2.25	40.64	46.00	5.36
	668.142	17.35	20.05	2.64	40.04	46.00	5.96
	742.259	17.18	20.57	2.76	40.51	46.00	5.49

TEST ENGINEER: LEON YUN

EUT : LED LCD TV Temperature : 22°C

Model No. : 65H8C Humidity : 60%RH

Test Mode : HDMI3 1280*1024@60Hz & 1kHz Playing Date of Test : Jun 27, 2017

Polarization	Frequency (MHz)	Meter Reading dB (μ V)	Antenna Factor (dB/m)	Cable Loss (dB)	Emission Level dB (μ V/m)	Limits dB (μ V/m)	Margin (dB)
Horizontal	84.110	22.46	10.11	0.89	33.46	40.00	6.54
	125.007	19.58	12.90	1.15	33.63	43.50	9.87
	294.114	16.21	13.80	1.75	31.76	46.00	14.24
	480.528	21.94	18.00	2.25	42.19	46.00	3.81
	719.200	18.62	20.48	2.73	41.83	46.00	4.17
	896.997	16.29	20.93	3.03	40.25	46.00	5.75
Vertical	31.955	14.94	17.70	0.57	33.21	40.00	6.79
	64.887	28.93	6.80	0.80	36.53	40.00	3.47
	155.910	26.57	11.29	1.31	39.17	43.50	4.33
	477.169	20.17	17.96	2.25	40.38	46.00	5.62
	714.173	17.27	20.45	2.73	40.45	46.00	5.55
	893.857	11.79	20.97	3.03	35.79	46.00	10.21

TEST ENGINEER: LEON YUN

EUT : LED LCD TV Temperature : 22°C

Model No. : 65H8C Humidity : 60%RH

Test Mode : HDMI3 640*480@60Hz & 1kHz Playing Date of Test : Jun 27, 2017

Polarization	Frequency (MHz)	Meter Reading dB (μV)	Antenna Factor (dB/m)	Cable Loss (dB)	Emission Level dB (μV/m)	Limits dB (μV/m)	Margin (dB)
Horizontal	73.876	24.19	8.27	0.83	33.29	40.00	6.71
	157.007	21.15	11.06	1.31	33.52	43.50	9.98
	446.414	14.10	17.53	2.17	33.80	46.00	12.20
	480.528	22.18	18.00	2.25	42.43	46.00	3.57
	714.173	17.40	20.45	2.73	40.58	46.00	5.42
	896.997	16.54	20.93	3.03	40.50	46.00	5.50
Vertical	31.955	13.43	17.70	0.57	31.70	40.00	8.30
	78.965	22.92	9.15	0.86	32.93	40.00	7.07
	154.821	25.14	11.40	1.30	37.84	43.50	5.66
	480.528	21.83	18.00	2.25	42.08	46.00	3.92
	716.682	16.97	20.48	2.73	40.18	46.00	5.82
	890.728	12.51	21.00	3.03	36.54	46.00	9.46

TEST ENGINEER: LEON YUN

EUT : LED LCD TV Temperature : 22°C

Model No. : 65H8C Humidity : 60%RH

Test Mode : HDMI1 3840*2160@60Hz Date of Test : Jun 27, 2017
& 1kHz playing

Polarization	Frequency (MHz)	Meter Reading dB (μ V)	Antenna Factor (dB/m)	Cable Loss (dB)	Emission Level dB (μ V/m)	Limits dB (μ V/m)	Margin (dB)
Horizontal	66.034	26.68	7.00	0.80	34.48	40.00	5.52
	85.898	23.54	10.37	0.91	34.82	40.00	5.18
	153.739	23.58	11.45	1.30	36.33	43.50	7.17
	480.528	21.82	18.00	2.25	42.07	46.00	3.93
	721.726	17.23	20.50	2.73	40.46	46.00	5.54
	890.728	16.68	21.00	3.03	40.71	46.00	5.29
Vertical	31.955	14.88	17.70	0.57	33.15	40.00	6.85
	66.034	28.20	7.00	0.80	36.00	40.00	4.00
	147.921	22.41	11.71	1.27	35.39	43.50	8.11
	480.528	21.83	18.00	2.25	42.08	46.00	3.92
	670.489	18.23	20.10	2.64	40.97	46.00	5.03
	734.491	15.93	20.43	2.76	39.12	46.00	6.88

TEST ENGINEER: LEON YUN

EUT : LED LCD TV Temperature : 22°C

Model No. : 65H8C Humidity : 60%RH

Test Mode : HDMI2 3840*2160@60Hz & 1kHz playing Date of Test : Jun 27, 2017

Polarization	Frequency (MHz)	Meter Reading dB (μV)	Antenna Factor (dB/m)	Cable Loss (dB)	Emission Level dB (μV/m)	Limits dB (μV/m)	Margin (dB)
Horizontal	75.977	24.92	8.59	0.84	34.35	40.00	5.65
	125.886	19.29	12.86	1.16	33.31	43.50	10.19
	297.224	17.54	13.90	1.76	33.20	46.00	12.80
	480.528	22.25	18.00	2.25	42.50	46.00	3.50
	719.200	18.34	20.48	2.73	41.55	46.00	4.45
	900.147	17.62	20.90	3.05	41.57	46.00	4.43
Vertical	64.887	28.08	6.80	0.80	35.68	40.00	4.32
	157.007	23.89	11.06	1.31	36.26	43.50	7.24
	297.224	17.84	13.90	1.76	33.50	46.00	12.50
	480.528	21.28	18.00	2.25	41.53	46.00	4.47
	668.142	18.02	20.05	2.64	40.71	46.00	5.29
	734.491	15.70	20.43	2.76	38.89	46.00	7.11

TEST ENGINEER: LEON YUN

EUT : LED LCD TV Temperature : 22°C

Model No. : 65H8C Humidity : 60%RH

Test Mode : HDMI4 3840*2160@30Hz Date of Test : Jun 27, 2017
& 1kHz playing

Polarization	Frequency (MHz)	Meter Reading dB (μ V)	Antenna Factor (dB/m)	Cable Loss (dB)	Emission Level dB (μ V/m)	Limits dB (μ V/m)	Margin (dB)
Horizontal	66.034	25.47	7.00	0.80	33.27	40.00	6.73
	80.081	23.48	9.40	0.86	33.74	40.00	6.26
	136.939	20.29	12.22	1.22	33.73	43.50	9.77
	480.528	22.12	18.00	2.25	42.37	46.00	3.63
	719.200	18.30	20.48	2.73	41.51	46.00	4.49
	906.482	17.39	21.10	3.05	41.54	46.00	4.46
Vertical	31.955	16.30	17.70	0.57	34.57	40.00	5.43
	66.034	28.67	7.00	0.80	36.47	40.00	3.53
	154.821	24.26	11.40	1.30	36.96	43.50	6.54
	480.528	20.07	18.00	2.25	40.32	46.00	5.68
	668.142	17.98	20.05	2.64	40.67	46.00	5.33
	890.728	14.04	21.00	3.03	38.07	46.00	7.93

TEST ENGINEER: LEON YUN

EUT : LED LCD TV Temperature : 22°C

Model No. : 65H8C Humidity : 60%RH

Test Mode : HDMI1080P Date of Test : Jun 27, 2017

Polarization	Frequency (MHz)	Meter Reading dB (μ V)	Antenna Factor (dB/m)	Cable Loss (dB)	Emission Level dB (μ V/m)	Limits dB (μ V/m)	Margin (dB)
Horizontal	61.995	26.06	6.68	0.78	33.52	40.00	6.48
	80.081	21.52	9.40	0.86	31.78	40.00	8.22
	148.963	21.43	11.64	1.28	34.35	43.50	9.15
	408.946	15.37	16.80	2.08	34.25	46.00	11.75
	547.098	19.57	18.66	2.39	40.62	46.00	5.38
	750.108	17.98	20.70	2.78	41.46	46.00	4.54
Vertical	31.399	14.64	17.99	0.56	33.19	40.00	6.81
	68.151	26.61	7.35	0.81	34.77	40.00	5.23
	154.279	24.58	11.42	1.30	37.30	43.50	6.20
	425.028	14.47	17.20	2.13	33.80	46.00	12.20
	663.473	17.86	19.95	2.64	40.45	46.00	5.55
	916.069	11.30	21.17	3.08	35.55	46.00	10.45

TEST ENGINEER: LEON YUN

EUT : LED LCD TV Temperature : 22°C
 Model No. : 65H8C Humidity : 60%RH
 Test Mode : USB Play Date of Test : Jun 27, 2017

Polarization	Frequency (MHz)	Meter Reading dB (μ V)	Antenna Factor (dB/m)	Cable Loss (dB)	Emission Level dB (μ V/m)	Limits dB (μ V/m)	Margin (dB)
Horizontal	61.132	24.69	6.64	0.78	32.11	40.00	7.89
	125.886	19.14	12.86	1.16	33.16	43.50	10.34
	153.739	20.06	11.45	1.30	32.81	43.50	10.69
	351.708	8.94	15.36	1.93	26.23	46.00	19.77
	482.216	20.06	18.04	2.26	40.36	46.00	5.64
	724.261	16.19	20.47	2.74	39.40	46.00	6.60
Vertical	31.180	15.44	18.14	0.56	34.14	40.00	5.86
	62.651	27.84	6.71	0.79	35.34	40.00	4.66
	144.842	22.69	11.90	1.26	35.85	43.50	7.65
	465.599	15.02	17.76	2.22	35.00	46.00	11.00
	701.761	15.56	20.47	2.69	38.72	46.00	7.28
	866.088	10.43	21.00	2.98	34.41	46.00	11.59

TEST ENGINEER: LEON YUN

EUT : LED LCD TV Temperature : 22°C

Model No. : 65H8C Humidity : 60%RH

Test Mode : LAN Play Date of Test : Jun 27, 2017

Polarization	Frequency (MHz)	Meter Reading dB (μ V)	Antenna Factor (dB/m)	Cable Loss (dB)	Emission Level dB (μ V/m)	Limits dB (μ V/m)	Margin (dB)
Horizontal	64.887	22.99	6.80	0.80	30.59	40.00	9.41
	76.512	24.33	8.71	0.85	33.89	40.00	6.11
	142.324	21.83	12.20	1.24	35.27	43.50	8.23
	472.176	16.29	17.84	2.23	36.36	46.00	9.64
	682.348	13.03	20.23	2.66	35.92	46.00	10.08
	866.088	11.98	21.00	2.98	35.96	46.00	10.04
Vertical	35.128	16.50	15.92	0.60	33.02	40.00	6.98
	61.132	28.13	6.64	0.78	35.55	40.00	4.45
	146.374	22.24	11.82	1.26	35.32	43.50	8.18
	383.932	14.59	16.13	2.02	32.74	46.00	13.26
	609.922	13.82	19.60	2.53	35.95	46.00	10.05
	768.748	15.70	20.63	2.82	39.15	46.00	6.85

TEST ENGINEER: LEON YUN

EUT : LED LCD TV Temperature : 22°C

Model No. : 65H8C Humidity : 60%RH

Test Mode : MHL Date of Test : Jun 27, 2017

Polarization	Frequency (MHz)	Meter Reading dB (μ V)	Antenna Factor (dB/m)	Cable Loss (dB)	Emission Level dB (μ V/m)	Limits dB (μ V/m)	Margin (dB)
Horizontal	70.832	23.53	7.83	0.82	32.18	40.00	7.82
	84.405	22.14	10.17	0.89	33.20	40.00	6.80
	138.387	20.98	12.33	1.22	34.53	43.50	8.97
	322.189	18.17	14.46	1.84	34.47	46.00	11.53
	517.248	16.49	18.50	2.33	37.32	46.00	8.68
	658.836	14.24	19.90	2.62	36.76	46.00	9.24
Vertical	31.620	14.60	17.85	0.57	33.02	40.00	6.98
	62.431	27.98	6.71	0.79	35.48	40.00	4.52
	147.921	21.81	11.71	1.27	34.79	43.50	8.71
	460.727	15.05	17.70	2.20	34.95	46.00	11.05
	663.473	16.67	19.95	2.64	39.26	46.00	6.74
	744.866	13.35	20.63	2.76	36.74	46.00	9.26

TEST ENGINEER: LEON YUN

EUT : LED LCD TV Temperature : 22°C

Model No. : 65H8C Humidity : 60%RH

Test Mode : WIFI Date of Test : Jun 27, 2017

Polarization	Frequency (MHz)	Meter Reading dB (μ V)	Antenna Factor (dB/m)	Cable Loss (dB)	Emission Level dB (μ V/m)	Limits dB (μ V/m)	Margin (dB)
Horizontal	63.759	24.43	6.76	0.79	31.98	40.00	8.02
	83.816	20.30	10.11	0.89	31.30	40.00	8.70
	134.088	18.32	12.06	1.20	31.58	43.50	11.92
	452.720	14.16	17.62	2.19	33.97	46.00	12.03
	616.372	12.68	19.68	2.53	34.89	46.00	11.11
810.265	12.37	20.80	2.87	36.04	46.00	9.96	
Vertical	31.289	13.88	18.07	0.56	32.51	40.00	7.49
	59.441	28.06	6.68	0.77	35.51	40.00	4.49
	151.597	23.03	11.52	1.29	35.84	43.50	7.66
	441.743	13.14	17.43	2.16	32.73	46.00	13.27
	658.836	14.97	19.90	2.62	37.49	46.00	8.51
890.728	12.43	21.00	3.03	36.46	46.00	9.54	

TEST ENGINEER: LEON YUN

5 DEVIATION TO TEST SPECIFICATIONS

None.

6 DEBUG DESCRIPTION

The following components are used during the countermeasure procedures:

Name	M/N	Manufacturer	Location
SMcontact	SMR-TSL-4-3.5-5R	Joinset	See Internal Photos Figure 19

Note: We had required the applicant and manufacturer that all electrical and mechanical devices employed for spurious radiation suppression, including any modifications made during testing, must be incorporated in each unit marked

TEST ENGINEER:



(KALSI CHEN)