

Test Set-Up Photos

1. Conducted Emission Test




FRONT VIEW




SIDE VIEW

2. Radiated Electromagnetic Emission Test




FRONT VIEW OF RADIATED EMISSION TEST (BELOW 1GHZ)




BACK VIEW OF RADIATED EMISSION TEST (BELOW 1GHZ)



FRONT VIEW OF RADIATED EMISSION TEST (ABOVE 1GHZ)



BACK VIEW OF RADIATED EMISSION TEST (ABOVE 1GHZ)



*SETUP WITH MAXIMUM DETECTED EMISSION AT HORIZONTAL POLARIZATION
(TEST MODE: HDMI 3840*2160@60Hz & 1kHz PLAYING)*



*SETUP WITH MAXIMUM DETECTED EMISSION AT VERTICAL POLARIZATION
(TEST MODE: HDMI 3840*2160@60Hz & 1kHz PLAYING)*