

## *Test Set-Up Photos*

### 1. Conducted Emission Test



*FRONT VIEW*




*BACK VIEW*


## 2. Radiated Electromagnetic Emission Test




*FRONT VIEW OF RADIATED EMISSION TEST*



*BACK VIEW OF RADIATED EMISSION TEST*



*SETUP WITH MAXIMUM DETECTED EMISSION AT HORIZONTAL POLARIZATION  
(TEST MODE: D-SUB 800\*600@60Hz)*



*SETUP WITH MAXIMUM DETECTED EMISSION AT VERTICAL POLARIZATION  
(TEST MODE: D-SUB 800\*600@60Hz)*