

Application for FCC Certificate
On Behalf of
Hisense Electric Co., Ltd.

LED LCD TV

| Brand | Model No. |
|---------|------------|
| Hisense | HU43K300UW |
| | 43H7C |
| | 43H7C+ |

FCC ID : W9HLCDD0062

Prepared For : Hisense Electric Co., Ltd.
No.218 Qianwangang Road, Economy & Technology
Development Zone, Qingdao, China

Prepared By : Audix Technology (Shanghai) Co., Ltd.
3F and 4F, 34Bldg 680 Guiping Rd,
Caohejing Hi-Tech Park,
Shanghai 200233, China

Tel: +86-21-64955500

Fax: +86-21-64955491

Report No. : ACI-F16200
Date of Test : Jul 27 - Aug 12, 2016
Date of Report : Aug 18, 2016

TABLE OF CONTENTS

| | Page |
|---|-----------|
| 1 SUMMARY OF STANDARDS AND RESULTS | 4 |
| 1.1 Description of Standards and Results..... | 4 |
| 2 GENERAL INFORMATION | 5 |
| 2.1 Description of Equipment Under Test..... | 5 |
| 2.2 Peripherals..... | 6 |
| 2.3 Description of Test Facility..... | 9 |
| 2.4 Measurement Uncertainty..... | 9 |
| 3 CONDUCTED EMISSION TEST | 10 |
| 3.1 Test Equipment..... | 10 |
| 3.2 Block Diagram of Test Setup..... | 10 |
| 3.3 Conducted Emission Limit [FCC Part 15 Subpart B 15.107(a)]..... | 11 |
| 3.4 Test Configuration..... | 11 |
| 3.5 Operating Condition of EUT..... | 12 |
| 3.6 Test Procedures..... | 12 |
| 3.7 Test Results..... | 13 |
| 4 RADIATED EMISSION TEST | 22 |
| 4.1 Test Equipment..... | 22 |
| 4.2 Block Diagram of Test Setup..... | 22 |
| 4.3 Radiated Emission Limit [FCC Part 15 Subpart B 15.109(a)]..... | 24 |
| 4.4 Test Configuration..... | 24 |
| 4.5 Operating Condition of EUT..... | 24 |
| 4.6 Test Procedures..... | 24 |
| 4.7 Test Results..... | 25 |
| 5 DEVIATION TO TEST SPECIFICATIONS | 35 |
| 6 DEBUG DESCRIPTION | 36 |

TEST REPORT FOR FCC CERTIFICATE

Applicant : Hisense Electric Co., Ltd.
 Manufacturer : Hisense Electric Co., Ltd.
 Factory #1 : Hisense Electric Co., Ltd.
 Factory #2 : Tatung Mexico S.A. de C.V.
 Factory #3 : HISENSE ELECTRONICA MEXICO, S.A. DE C.V.
 EUT Description : LED LCD TV
 Model No. : Refer to Sec.2.1
 Brand : Hisense
 Power Supply : 120V/60Hz

Test Procedure Used:

*FCC RULES AND REGULATIONS PART 15 SUBPART B CLASS B OCTOBER 2015
AND ANSI C63.4-2014*

The device described above is tested by Audix Technology (Shanghai) Co., Ltd. To determine the maximum emission levels emanating from the device. The maximum emission levels are compared to the FCC Part 15 Subpart B (Class B) limits both radiated and conducted emissions.

The test results are contained in this test report and Audix Technology (Shanghai) Co., Ltd. is assumed full responsibility for the accuracy and completeness of these measurements. This report shows that the EUT (M/N: Refer to Sec2.1) which was tested in 3m anechoic chamber Jul 27 - Aug 12, 2016 is technically compliance with the FCC official limits also.



This report applies to above tested sample only. This report shall not be reproduced in part without written approval of Audix Technology (Shanghai) Co., Ltd.

This report must not be used by the client to claim product certification, approval, or endorsement by NVLAP, NIST, or any agency of the federal government.

The test results for EUT's TV functions are contained in No.F15251A1, a Verification report.

Date of Test : Jul 27 - Aug 12, 2016 Date of Report : Aug 18, 2016

Producer : 
 ALAN HE / Assistant

Review : 
 BYRON WU / Deputy Assistant Manager
 For and on behalf of
 Audix Technology (Shanghai) Co., Ltd.

Signatory : 
 Authorized Signature EMCBYRON KWO / Assistant General Manager

1 SUMMARY OF STANDARDS AND RESULTS

1.1 Description of Standards and Results

The EUT have been tested according to the applicable standards as referenced below:

| Description of Test Item | Standard | Limits | Results |
|---|--|----------------------|---------|
| EMISSION | | | |
| Conducted Disturbance at the Mains Terminal | FCC RULES AND REGULATIONS PART 15 SUBPART B OCTOBER 2015 AND ANSI C63.4-2014 | 15.107(a) Class B | Pass |
| Radiated Disturbance | FCC RULES AND REGULATIONS PART 15 SUBPART B OCTOBER 2015 AND ANSI C63.4-2014 | 15.109(a) Class B | Pass |

2 GENERAL INFORMATION

2.1 Description of Equipment Under Test

| | | |
|-------------------------------|---|---|
| Description | : | LED LCD TV |
| Type of EUT | : | <input checked="" type="checkbox"/> Production <input type="checkbox"/> Pre-product <input type="checkbox"/> Pro-type |
| Model No | : | HU43K300UW, 43H7C, 43H7C+ |
| Note#1 | : | The above models are all the same except for the model number. The 43H7C was tested and reported in the report. |
| Note#2 | : | “+ ” represents any numerals, for different sales area. |
| Brand | : | Hisense |
| Applicant | : | Hisense Electric Co., Ltd. No.218 Qianwangang Road, Economy & Technology Development Zone, Qingdao, China |
| Manufacturer | : | Same as Applicant |
| Factory #1 | : | Same as Applicant |
| Factory #2 | : | Tatung Mexico S.A. de C.V. Miguel Catalán 420, Parque Industrial Rio Bravo, Cd. Juarez, Chih., CP 32557 |
| Factory #3 | : | HISENSE ELECTRONICA MEXICO,S.A. DE C.V. Blvd. Hisense #3510 Parque Industrial Rosarito, C.P. 22710 Playas de Rosarito, B.C. |
| LCD Panel | : | Manufacturer : Hisense M/N : HD426DU-B51(010) |
| Tuner | : | Manufacturer : XUGUANG M/N : HFT-96S3/W11FJ2H |
| Max Resolution | : | 3840*2160@60Hz |
| HDMI Cable*4 (Lab provide) | : | Shielded, Detachable, 1.50m |
| Power Cord | : | Unshielded, Detachable, 1.80m, 2C |
| USB Cable*3 (Lab provide) | : | Shielded, Detachable, 1.00m |
| LAN Cable | : | Shielded, Detachable, 1.50m |

MHL to HDMI Adaptor: Manufacture: CE-Link
with RCP (Lab provide) M/N: 3002

Remark:

The EUT is a LED LCD TV which input/output ports as follows:

Side Port:

- (1) One USB3 Port : Connected with Hard-Disk #1
- (2) One HDMI2/ARC Port : Connected with DVD PLAYER #2
- (3) One HDMI1/MHL Port : Connected with Smart Mobile Phone
- (4) One Audio out Port : Connected with Earphone
- (5) One Service Port : Do not open to customer
- (6) One USB1 Port : Connected with Hard-Disk #2
- (7) One USB2 Port : Connected with Hard-Disk #3
- (8) One ANT/CABLE IN Port : Connected with ATSC SG / TV SG

Back Port:

- (9) One LAN Port : Connected with PC
- (10) One HDMI3 Port : Connected with DVD PLAYER #1
- (11) One HDMI4 Port : Connected with PC
- (12) One Digital Audio Out Port : Connected with Audio Converter to Earphone
- (13) One component of YPbPr +Video Port : Connected with DVD PLAYER #2
- (14) One AV Port : Connected with DVD PLAYER #1

2.2 Peripherals

2.2.1 PC

Manufacturer : HP
Model Number : Pro3340
Serial Number : 6CR2512VFD
Power Cord : Unshielded, Detachable, 1.8m
Certificate : FCC DoC; CE/EMC; VCCI; C-Tick

2.2.2 Keyboard

Manufacturer : Microsoft
Model Number : RT2300
Serial Number : 7668200662248
Data Cable : Shielded, Detachable, 1.5m
Certificate : CE/EMC, FCC DoC, VCCI, MIC, C-Tick, BSMI

2.2.3 Mouse

Manufacturer : Microsoft
Model Number : RT2300
Serial Number : 6965712071551
Data Cable : Shielded, Detachable, 1.5m.
Certificate : CE/EMC, FCC DoC, VCCI, MIC, C-Tick, BSMI

2.2.4 Modem

Manufacturer : TP-LINK
Model Number : TM-EC5658V
Serial Number : 07123301053
Data Cable : Shielded, Detachable, 1.5m
Certificate : CCC

2.2.5 Earphone *2

Manufacturer : EDIFIER
Model Number : H210

2.2.6 DVD PLAYER #1

Manufacturer : PHILIPS
Model Number : DVP3986K/93
Serial Number : KX1A0902120108
Certificate : CCC

2.2.7 DVD PLAYER #2

Manufacturer : PHILIPS
Model Number : DVP3986K/93
Serial Number : KX1A0902120082
Certificate : CCC

2.2.8 Hard Disk #1

Manufacturer : Tetasys
Model Number : F12
Serial Number : A010022-4860010X
Data Cable : Shielded, Undetachable, 1.8m.
Certificate : CE, FCC DoC

2.2.9 Hard Disk #2

Manufacturer : Tetasys
Model Number : F12
Serial Number : A010022-4A60007
Data Cable : Shielded, Undetachable, 1.8m.
Certificate : CE, FCC DoC

2.2.10 Hard Disk #3

Manufacturer : Tetasys
Model Number : F12
Serial Number : A010022-486006
Data Cable : Shielded, Undetachable, 1.8m.
Certificate : CE, FCC DoC

2.2.11 Smart Mobile Phone

Manufacturer : SAMSUNG
Model Number : GT-I9100G
Serial Number : 6935152011519
Certificate : CE/EMC

2.2.12 ATSC Signal Generator

Manufacturer : SENCORE
Model Number : ATSC997
Serial Number : 6790071

2.2.13 TV Signal Generator

Manufacturer : FLUKE
Model Number : 54200M01
Serial Number : 814008

2.3 Description of Test Facility

| | | |
|---------------------------------------|---|---|
| Site Description (No.3 3m Chamber) | : | Sept. 17, 1998 file on Jan.15, 2015 Renewed Federal Communications Commission FCC Engineering Laboratory 7435 Oakland Mills Road Columbia, MD 21046, USA |
| Name of Firm | : | Audix Technology (Shanghai) Co., Ltd. |
| Site Location | : | 3F 34Bldg 680 Guiping Rd, Caohejing Hi-Tech Park, Shanghai 200233, China |
| FCC registration Number | : | 91789 |
| NVLAP Lab Code | : | 200371-0 |

2.4 Measurement Uncertainty

| | |
|---|--|
| Conducted Emission Expanded Uncertainty : | U = 3.4dB |
| Radiated Emission Expanded Uncertainty (30-200MHz): | U = 4.6dB(Horizontal) U = 4.3dB (Vertical) |
| Radiated Emission Expanded Uncertainty (200M-1GHz): | U = 4.5dB (Horizontal) U = 5.4dB (Vertical) |
| Radiated Emission Expanded Uncertainty (1GHz-6GHz): | U = 5.1dB |

3 CONDUCTED EMISSION TEST

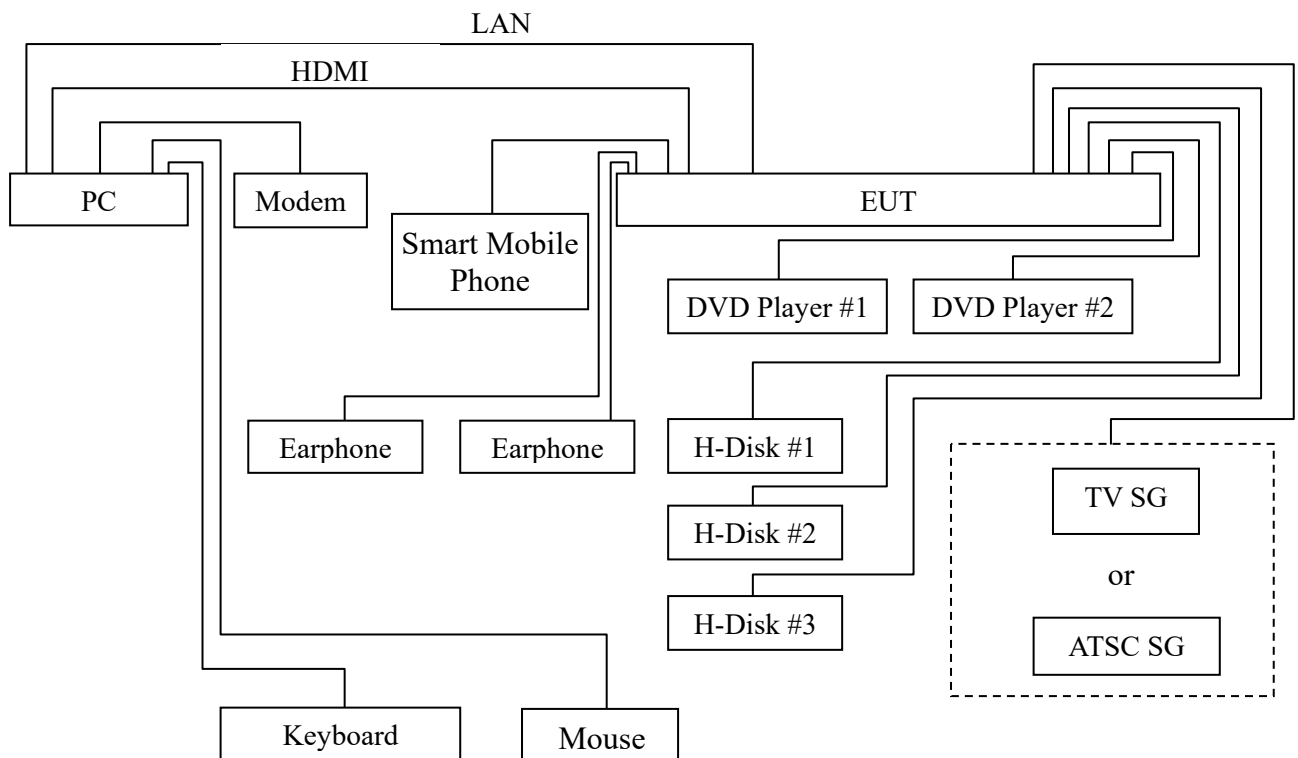
3.1 Test Equipment

The following test equipments are used during the conducted emission test in a shielded room:

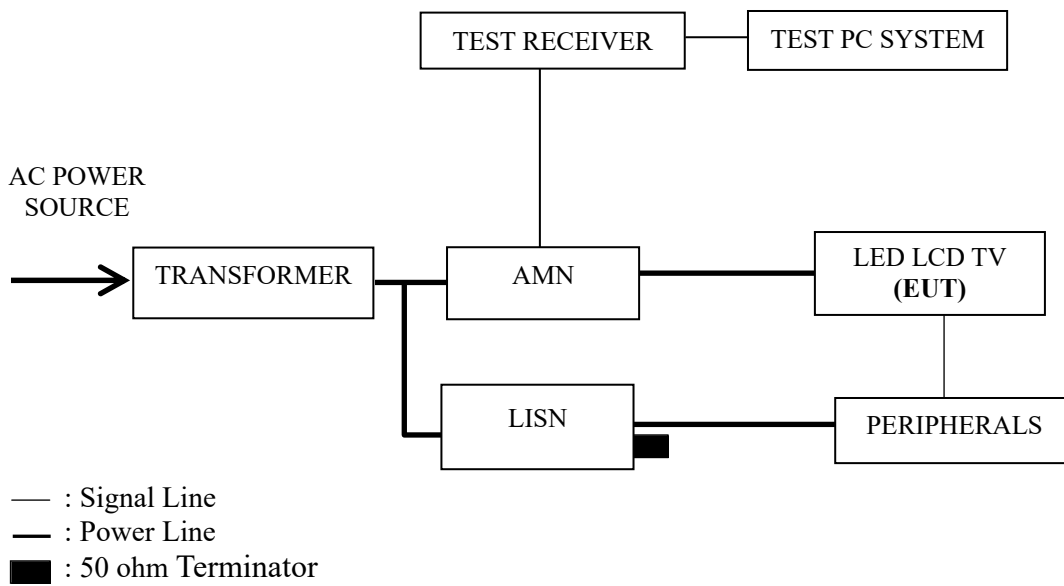
| Item | Type | Manufacturer | Model No. | Serial No. | Last Cal. | Next Cal. |
|------|---|--------------|-----------|------------|--------------|--------------|
| 1. | Test Receiver | R&S | ESCI | 101302 | Jul 03, 2016 | Jul 02, 2017 |
| 2. | Artificial Mains Network (AMN) | R&S | ENV4200 | 100125 | Jun 27, 2016 | Jun 26, 2017 |
| 3. | Line Impedance Stabilization Network (LISN) | Kyoritsu | KNW-407 | 8-1280-5 | Mar 20, 2016 | Mar 19, 2017 |
| 4. | 50Ω Terminator | Anritsu | BNC | 001 | Mar 20, 2016 | Mar 19, 2017 |
| 5. | Software | Audix | e3 | 6.111206 | -- | -- |

3.2 Block Diagram of Test Setup

3.2.1 EUT & Peripherals



3.2.2 Conducted Disturbance Test Setup



3.3 Conducted Emission Limit [FCC Part 15 Subpart B 15.107(a)]

| Frequency Range (MHz) | Limits Db (μ V) | |
|-----------------------|----------------------|---------|
| | Quasi-peak | Average |
| 0.15 ~ 0.5 | 66~56 | 56~46 |
| 0.5 ~ 5 | 56 | 46 |
| 5 ~ 30 | 60 | 50 |

NOTE 1 – The lower limit shall apply at the transition frequencies.
 NOTE 2 – The limit decreases linearly with the logarithm of the frequency in the range 0.15 MHz~0.50 MHz

3.4 Test Configuration

The EUT (listed in Sec.2.1) and the peripherals (listed in Sec 2.2) were installed as shown on Sec.3.2 to meet FCC requirement and operating in a manner that tends to maximize its emission level in a normal application.

3.5 Operating Condition of EUT

- 3.5.1 Setup the EUT and peripherals as shown in Sec. 3.2.
- 3.5.2 Turn on the power of all equipments and the EUT.
- 3.5.3 Set the contrast & brightness of EUT to maximum.
- 3.5.4 PC system ran the self-test program “EMC Test” by windows XP and sent “H” characters to EUT through graphic card, the EUT’s screen displayed and filled with “H” pattern by its resolution (Via HDMI Input).
- 3.5.5 PC system sent the 1kHz audio signal to EUT through audio port, the EUT speak out 1kHz audio signal.
- 3.5.6 In USB Play mode, set the EUT play digital media from H-Disk.
- 3.5.7 In LAN Play mode, set the EUT play digital media through LAN port.
- 3.5.8 In MHL mode, set the EUT play digital media from mobile phone.
- 3.5.9 The other peripherals devices were driven and operated during the test.
- 3.5.10 The test modes are as follows:

| |
|------------------------------------|
| Test Mode |
| HDMI 3840*2160@60Hz & 1kHz playing |
| HDMI 1920*1080@60Hz & 1kHz playing |
| HDMI 1280*1024@60Hz & 1kHz playing |
| HDMI 640*480@60Hz & 1kHz playing |
| HDMI1080P |
| USB Play |
| LAN Play |
| MHL |

3.6 Test Procedures

The EUT and peripherals were connected to the power mains through an Artificial Mains Network (AMN). This provided a 50 ohm coupling impedance for the measuring equipment.

Both sides of AC line (Line & Neutral) were checked for maximum conducted interference. In order to find the maximum emission, the relative positions of equipment and all of the interface cables were changed or manipulated according to ANSI C63.4 during conducted emission test.

The bandwidth of R&S Test Receiver ESCI was set at 9 kHz.

The frequency range from 150 kHz to 30 MHz was checked.

The test modes were done on conducted disturbance test and all the test results are listed in Sec. 3.7.

3.7 Test Results

< PASS >

The frequency and amplitude of the highest conducted emission relative to the limit is reported. All emissions not reported below are too low against the prescribed limits.

| Test Mode | Data Page |
|------------------------------------|-----------|
| HDMI 3840*2160@60Hz & 1kHz playing | P14 |
| HDMI 1920*1080@60Hz & 1kHz playing | P15 |
| HDMI 1280*1024@60Hz & 1kHz playing | P16 |
| HDMI 640*480@60Hz & 1kHz playing | P17 |
| HDMI1080P | P18 |
| USB Play | P19 |
| LAN Play | P20 |
| MHL | P21 |

NOTE 1 – Factor = Cable Loss + AMN Factor.

NOTE 2 – Emission Level = Meter Reading + Factor.

NOTE 3 – “QP” means “Quasi-Peak” values, “AV” means “Average” values.

NOTE 4 – The worst case is for HDMI1080P test mode. The worst emission is detected at 0.605MHz (Quasi-Peak Value) with corrected signal level of 42.19dB (μV) (limit is 56.00 dB (μV)), when the Neutral of the EUT is connected to AMN.

EUT : LED LCD TV Temperature : 22°C

Model No. : 43H7C Humidity : 48%RH

Test Mode : HDMI 3840*2160@60Hz & 1kHz Playing Date of Test : Jul 29, 2016

| Test Line | Frequency (MHz) | Meter Reading dB(μ V) | Factor (dB) | Emission Level dB(μ V) | Limits dB(μ V) | Margin (dB) | Remark |
|-----------|-----------------|----------------------------|--------------|-----------------------------|---------------------|--------------|--------|
| Line | 0.217 | 35.70 | 10.52 | 46.22 | 62.95 | 16.73 | QP |
| | 0.486 | 29.50 | 10.40 | 39.90 | 56.23 | 16.33 | |
| | 0.652 | 27.50 | 10.40 | 37.90 | 56.00 | 18.10 | |
| | 1.205 | 27.29 | 10.41 | 37.70 | 56.00 | 18.30 | |
| | 2.551 | 25.80 | 10.42 | 36.22 | 56.00 | 19.78 | |
| | 18.210 | 27.50 | 10.58 | 38.08 | 60.00 | 21.92 | |
| | AV | 0.217 | 22.60 | 10.52 | 33.12 | 52.95 | 19.83 |
| | | 0.486 | 14.80 | 10.40 | 25.20 | 46.23 | 21.03 |
| | | 0.652 | 14.90 | 10.40 | 25.30 | 46.00 | 20.70 |
| | | 1.205 | 16.09 | 10.41 | 26.50 | 46.00 | 19.50 |
| | | 2.551 | 15.70 | 10.42 | 26.12 | 46.00 | 19.88 |
| | | 18.210 | 21.60 | 10.58 | 32.18 | 50.00 | 17.82 |
| Neutral | 0.215 | 33.00 | 10.51 | 43.51 | 63.01 | 19.50 | QP |
| | 0.605 | 31.71 | 10.38 | 42.09 | 56.00 | 13.91 | |
| | 1.207 | 26.30 | 10.41 | 36.71 | 56.00 | 19.29 | |
| | 2.013 | 26.90 | 10.43 | 37.33 | 56.00 | 18.67 | |
| | 4.080 | 21.69 | 10.49 | 32.18 | 56.00 | 23.82 | |
| | 18.220 | 27.60 | 10.69 | 38.29 | 60.00 | 21.71 | |
| | AV | 0.215 | 18.70 | 10.51 | 29.21 | 53.01 | 23.80 |
| | | 0.605 | 19.21 | 10.38 | 29.59 | 46.00 | 16.41 |
| | | 1.207 | 16.00 | 10.41 | 26.41 | 46.00 | 19.59 |
| | | 2.013 | 15.40 | 10.43 | 25.83 | 46.00 | 20.17 |
| | | 4.080 | 16.09 | 10.49 | 26.58 | 46.00 | 19.42 |
| | | 18.220 | 21.70 | 10.69 | 32.39 | 50.00 | 17.61 |

TEST ENGINEER: SEVEN LU

EUT : LED LCD TV Temperature : 22°C

Model No. : 43H7C Humidity : 48%RH

Test Mode : HDMI 1920*1080@60Hz Date of Test : Jul 29, 2016
& 1kHz Playing

| Test Line | Frequency (MHz) | Meter Reading dB(μ V) | Factor (dB) | Emission Level dB(μ V) | Limits dB(μ V) | Margin (dB) | Remark |
|-----------|-----------------|----------------------------|--------------|-----------------------------|---------------------|--------------|--------|
| Line | 0.216 | 35.70 | 10.52 | 46.22 | 62.96 | 16.74 | QP |
| | 0.464 | 28.30 | 10.41 | 38.71 | 56.62 | 17.91 | |
| | 1.206 | 27.19 | 10.41 | 37.60 | 56.00 | 18.40 | |
| | 1.742 | 26.50 | 10.41 | 36.91 | 56.00 | 19.09 | |
| | 3.426 | 22.80 | 10.43 | 33.23 | 56.00 | 22.77 | |
| | 18.070 | 24.40 | 10.58 | 34.98 | 60.00 | 25.02 | |
| | AV | 0.216 | 22.60 | 10.52 | 33.12 | 52.96 | 19.84 |
| | | 0.464 | 17.90 | 10.41 | 28.31 | 46.62 | 18.31 |
| | | 1.206 | 16.19 | 10.41 | 26.60 | 46.00 | 19.40 |
| | | 1.742 | 17.30 | 10.41 | 27.71 | 46.00 | 18.29 |
| | | 3.426 | 14.80 | 10.43 | 25.23 | 46.00 | 20.77 |
| | | 18.070 | 22.00 | 10.58 | 32.58 | 50.00 | 17.42 |
| Neutral | 0.222 | 34.60 | 10.50 | 45.10 | 62.75 | 17.65 | QP |
| | 0.470 | 28.90 | 10.40 | 39.30 | 56.52 | 17.22 | |
| | 0.597 | 31.01 | 10.38 | 41.39 | 56.00 | 14.61 | |
| | 1.204 | 26.60 | 10.41 | 37.01 | 56.00 | 18.99 | |
| | 2.614 | 26.80 | 10.45 | 37.25 | 56.00 | 18.75 | |
| | 18.450 | 27.70 | 10.69 | 38.39 | 60.00 | 21.61 | |
| | AV | 0.222 | 20.90 | 10.50 | 31.40 | 52.75 | 21.35 |
| | | 0.470 | 18.00 | 10.40 | 28.40 | 46.52 | 18.12 |
| | | 0.597 | 19.31 | 10.38 | 29.69 | 46.00 | 16.31 |
| | | 1.204 | 16.20 | 10.41 | 26.61 | 46.00 | 19.39 |
| | | 2.614 | 16.00 | 10.45 | 26.45 | 46.00 | 19.55 |
| | | 18.450 | 21.90 | 10.69 | 32.59 | 50.00 | 17.41 |

TEST ENGINEER: SEVEN LU

EUT : LED LCD TV Temperature : 22°C

Model No. : 43H7C Humidity : 48%RH

Test Mode : HDMI 1280*1024@60Hz & 1kHz Playing Date of Test : Jul 29, 2016

| Test Line | Frequency (MHz) | Meter Reading dB(μ V) | Factor (dB) | Emission Level dB(μ V) | Limits dB(μ V) | Margin (dB) | Remark |
|-----------|-----------------|----------------------------|--------------|-----------------------------|---------------------|--------------|--------|
| Line | 0.215 | 35.40 | 10.52 | 45.92 | 63.01 | 17.09 | QP |
| | 0.469 | 29.10 | 10.41 | 39.51 | 56.53 | 17.02 | |
| | 0.746 | 29.90 | 10.40 | 40.30 | 56.00 | 15.70 | |
| | 1.341 | 25.49 | 10.41 | 35.90 | 56.00 | 20.10 | |
| | 2.681 | 25.99 | 10.43 | 36.42 | 56.00 | 19.58 | |
| | 18.330 | 27.71 | 10.58 | 38.29 | 60.00 | 21.71 | |
| | 0.215 | 22.50 | 10.52 | 33.02 | 53.01 | 19.99 | AV |
| | 0.469 | 18.00 | 10.41 | 28.41 | 46.53 | 18.12 | |
| | 0.746 | 18.90 | 10.40 | 29.30 | 46.00 | 16.70 | |
| | 1.341 | 14.29 | 10.41 | 24.70 | 46.00 | 21.30 | |
| | 2.681 | 15.69 | 10.43 | 26.12 | 46.00 | 19.88 | |
| | 18.330 | 21.81 | 10.58 | 32.39 | 50.00 | 17.61 | |
| Neutral | 0.215 | 33.40 | 10.51 | 43.91 | 63.01 | 19.10 | QP |
| | 0.601 | 31.41 | 10.38 | 41.79 | 56.00 | 14.21 | |
| | 1.201 | 27.80 | 10.41 | 38.21 | 56.00 | 17.79 | |
| | 1.947 | 26.80 | 10.43 | 37.23 | 56.00 | 18.77 | |
| | 4.294 | 24.10 | 10.49 | 34.59 | 56.00 | 21.41 | |
| | 17.510 | 26.79 | 10.69 | 37.48 | 60.00 | 22.52 | |
| | 0.215 | 18.90 | 10.51 | 29.41 | 53.01 | 23.60 | AV |
| | 0.601 | 20.21 | 10.38 | 30.59 | 46.00 | 15.41 | |
| | 1.201 | 15.60 | 10.41 | 26.01 | 46.00 | 19.99 | |
| | 1.947 | 16.60 | 10.43 | 27.03 | 46.00 | 18.97 | |
| | 4.294 | 15.70 | 10.49 | 26.19 | 46.00 | 19.81 | |
| | 17.510 | 21.79 | 10.69 | 32.48 | 50.00 | 17.52 | |

TEST ENGINEER: SEVEN LU

EUT : LED LCD TV Temperature : 22°C

Model No. : 43H7C Humidity : 48%RH

Test Mode : HDMI 640*480@60Hz & 1kHz Playing Date of Test : Jul 29, 2016

| Test Line | Frequency (MHz) | Meter Reading dB(μ V) | Factor (dB) | Emission Level dB(μ V) | Limits dB(μ V) | Margin (dB) | Remark |
|-----------|-----------------|----------------------------|--------------|-----------------------------|---------------------|--------------|--------|
| Line | 0.225 | 34.20 | 10.51 | 44.71 | 62.64 | 17.93 | QP |
| | 0.484 | 30.10 | 10.40 | 40.50 | 56.27 | 15.77 | |
| | 0.601 | 31.61 | 10.39 | 42.00 | 56.00 | 14.00 | |
| | 1.206 | 27.89 | 10.41 | 38.30 | 56.00 | 17.70 | |
| | 2.682 | 25.79 | 10.43 | 36.22 | 56.00 | 19.78 | |
| | 18.170 | 27.00 | 10.58 | 37.58 | 60.00 | 22.42 | |
| | 0.225 | 19.80 | 10.51 | 30.31 | 52.64 | 22.33 | AV |
| | 0.484 | 13.80 | 10.40 | 24.20 | 46.27 | 22.07 | |
| | 0.601 | 20.41 | 10.39 | 30.80 | 46.00 | 15.20 | |
| | 1.206 | 16.19 | 10.41 | 26.60 | 46.00 | 19.40 | |
| | 2.682 | 15.49 | 10.43 | 25.92 | 46.00 | 20.08 | |
| | 18.170 | 21.40 | 10.58 | 31.98 | 50.00 | 18.02 | |
| Neutral | 0.215 | 33.20 | 10.51 | 43.71 | 63.02 | 19.31 | QP |
| | 0.605 | 31.81 | 10.38 | 42.19 | 56.00 | 13.81 | |
| | 1.233 | 26.00 | 10.41 | 36.41 | 56.00 | 19.59 | |
| | 1.950 | 28.10 | 10.43 | 38.53 | 56.00 | 17.47 | |
| | 4.233 | 26.00 | 10.49 | 36.49 | 56.00 | 19.51 | |
| | 18.160 | 27.00 | 10.69 | 37.69 | 60.00 | 22.31 | |
| | 0.215 | 19.20 | 10.51 | 29.71 | 53.02 | 23.31 | AV |
| | 0.605 | 19.21 | 10.38 | 29.59 | 46.00 | 16.41 | |
| | 1.233 | 15.40 | 10.41 | 25.81 | 46.00 | 20.19 | |
| | 1.950 | 16.10 | 10.43 | 26.53 | 46.00 | 19.47 | |
| | 4.233 | 16.00 | 10.49 | 26.49 | 46.00 | 19.51 | |
| | 18.160 | 21.40 | 10.69 | 32.09 | 50.00 | 17.91 | |

TEST ENGINEER: SEVEN LU

EUT : LED LCD TV Temperature : 22°C

Model No. : 43H7C Humidity : 48%RH

Test Mode : HDMI 1080P Date of Test : Jul 29, 2016

| Test Line | Frequency (MHz) | Meter Reading dB(μ V) | Factor (dB) | Emission Level dB(μ V) | Limits dB(μ V) | Margin (dB) | Remark |
|-----------|-----------------|----------------------------|--------------|-----------------------------|---------------------|--------------|--------|
| Line | 0.215 | 35.70 | 10.52 | 46.22 | 63.00 | 16.78 | QP |
| | 0.497 | 31.40 | 10.40 | 41.80 | 56.05 | 14.25 | |
| | 0.910 | 26.10 | 10.40 | 36.50 | 56.00 | 19.50 | |
| | 2.013 | 27.00 | 10.41 | 37.41 | 56.00 | 18.59 | |
| | 4.097 | 23.20 | 10.44 | 33.64 | 56.00 | 22.36 | |
| | 18.030 | 27.10 | 10.58 | 37.68 | 60.00 | 22.32 | |
| | AV | 0.215 | 22.70 | 10.52 | 33.22 | 53.00 | 19.78 |
| | | 0.497 | 21.30 | 10.40 | 31.70 | 46.05 | 14.35 |
| | | 0.910 | 11.90 | 10.40 | 22.30 | 46.00 | 23.70 |
| | | 2.013 | 15.40 | 10.41 | 25.81 | 46.00 | 20.19 |
| | | 4.097 | 16.50 | 10.44 | 26.94 | 46.00 | 19.06 |
| | | 18.030 | 21.30 | 10.58 | 31.88 | 50.00 | 18.12 |
| Neutral | 0.215 | 33.20 | 10.51 | 43.71 | 62.99 | 19.28 | QP |
| | 0.605 | 31.81 | 10.38 | 42.19 | 56.00 | 13.81 | |
| | 1.342 | 25.80 | 10.41 | 36.21 | 56.00 | 19.79 | |
| | 2.013 | 26.80 | 10.43 | 37.23 | 56.00 | 18.77 | |
| | 4.300 | 26.10 | 10.49 | 36.59 | 56.00 | 19.41 | |
| | 17.920 | 27.10 | 10.69 | 37.79 | 60.00 | 22.21 | |
| | AV | 0.215 | 19.20 | 10.51 | 29.71 | 52.99 | 23.28 |
| | | 0.605 | 19.31 | 10.38 | 29.69 | 46.00 | 16.31 |
| | | 1.342 | 13.90 | 10.41 | 24.31 | 46.00 | 21.69 |
| | | 2.013 | 15.30 | 10.43 | 25.73 | 46.00 | 20.27 |
| | | 4.300 | 15.70 | 10.49 | 26.19 | 46.00 | 19.81 |
| | | 17.920 | 21.30 | 10.69 | 31.99 | 50.00 | 18.01 |

EUT : LED LCD TV Temperature : 22°C
 Model No. : 43H7C Humidity : 48%RH
 Test Mode : USB Play Date of Test : Jul 29, 2016

| Test Line | Frequency (MHz) | Meter Reading dB(μ V) | Factor (dB) | Emission Level dB(μ V) | Limits dB(μ V) | Margin (dB) | Remark |
|-----------|-----------------|----------------------------|--------------|-----------------------------|---------------------|--------------|--------|
| Line | 0.215 | 35.70 | 10.52 | 46.22 | 62.99 | 16.77 | QP |
| | 0.470 | 28.90 | 10.41 | 39.31 | 56.52 | 17.21 | |
| | 1.206 | 26.49 | 10.41 | 36.90 | 56.00 | 19.10 | |
| | 1.945 | 27.70 | 10.41 | 38.11 | 56.00 | 17.89 | |
| | 4.234 | 25.10 | 10.44 | 35.54 | 56.00 | 20.46 | |
| | 17.960 | 27.00 | 10.58 | 37.58 | 60.00 | 22.42 | |
| | AV | 0.215 | 22.80 | 10.52 | 33.32 | 52.99 | 19.67 |
| | | 0.470 | 17.90 | 10.41 | 28.31 | 46.52 | 18.21 |
| | | 1.206 | 16.09 | 10.41 | 26.50 | 46.00 | 19.50 |
| | | 1.945 | 16.40 | 10.41 | 26.81 | 46.00 | 19.19 |
| | | 4.234 | 15.90 | 10.44 | 26.34 | 46.00 | 19.66 |
| | | 17.960 | 21.40 | 10.58 | 31.98 | 50.00 | 18.02 |
| Neutral | 0.214 | 33.50 | 10.51 | 44.01 | 63.06 | 19.05 | QP |
| | 0.605 | 31.61 | 10.38 | 41.99 | 56.00 | 14.01 | |
| | 1.204 | 27.10 | 10.41 | 37.51 | 56.00 | 18.49 | |
| | 1.945 | 26.70 | 10.43 | 37.13 | 56.00 | 18.87 | |
| | 4.298 | 25.80 | 10.49 | 36.29 | 56.00 | 19.71 | |
| | 18.050 | 27.00 | 10.69 | 37.69 | 60.00 | 22.31 | |
| | AV | 0.214 | 19.10 | 10.51 | 29.61 | 53.06 | 23.45 |
| | | 0.605 | 18.91 | 10.38 | 29.29 | 46.00 | 16.71 |
| | | 1.204 | 15.90 | 10.41 | 26.31 | 46.00 | 19.69 |
| | | 1.945 | 16.40 | 10.43 | 26.83 | 46.00 | 19.17 |
| | | 4.298 | 15.30 | 10.49 | 25.79 | 46.00 | 20.21 |
| | | 18.050 | 21.50 | 10.69 | 32.19 | 50.00 | 17.81 |

TEST ENGINEER: SEVEN LU

EUT : LED LCD TV Temperature : 22°C
 Model No. : 43H7C Humidity : 48%RH
 Test Mode : LAN Play Date of Test : Jul 29, 2016

| Test Line | Frequency (MHz) | Meter Reading dB(μV) | Factor (dB) | Emission Level dB(μV) | Limits dB(μV) | Margin (dB) | Remark | |
|-----------|-----------------|----------------------|--------------|-----------------------|---------------|--------------|--------------|----|
| Line | 0.216 | 35.70 | 10.52 | 46.22 | 62.99 | 16.77 | QP | |
| | 0.471 | 29.10 | 10.41 | 39.51 | 56.50 | 16.99 | | |
| | 0.602 | 31.31 | 10.39 | 41.70 | 56.00 | 14.30 | | |
| | 1.206 | 27.59 | 10.41 | 38.00 | 56.00 | 18.00 | | |
| | 3.423 | 23.20 | 10.43 | 33.63 | 56.00 | 22.37 | | |
| | 7.034 | 24.90 | 10.47 | 35.37 | 60.00 | 24.63 | | |
| | 0.216 | 22.70 | 10.52 | 33.22 | 52.99 | 19.77 | AV | |
| | 0.471 | 17.90 | 10.41 | 28.31 | 46.50 | 18.19 | | |
| | 0.602 | 20.01 | 10.39 | 30.40 | 46.00 | 15.60 | | |
| | 1.206 | 16.09 | 10.41 | 26.50 | 46.00 | 19.50 | | |
| | 3.423 | 14.50 | 10.43 | 24.93 | 46.00 | 21.07 | | |
| | 7.034 | 19.80 | 10.47 | 30.27 | 50.00 | 19.73 | | |
| | Neutral | 0.214 | 33.50 | 10.51 | 44.01 | 63.05 | 19.04 | QP |
| | | 0.605 | 31.61 | 10.38 | 41.99 | 56.00 | 14.01 | |
| 1.267 | | 26.60 | 10.41 | 37.01 | 56.00 | 18.99 | | |
| 2.606 | | 24.20 | 10.45 | 34.65 | 56.00 | 21.35 | | |
| 4.296 | | 25.10 | 10.49 | 35.59 | 56.00 | 20.41 | | |
| 17.750 | | 26.10 | 10.69 | 36.79 | 60.00 | 23.21 | | |
| 0.214 | | 19.00 | 10.51 | 29.51 | 53.05 | 23.54 | AV | |
| 0.605 | | 18.51 | 10.38 | 28.89 | 46.00 | 17.11 | | |
| 1.267 | | 15.00 | 10.41 | 25.41 | 46.00 | 20.59 | | |
| 2.606 | | 15.30 | 10.45 | 25.75 | 46.00 | 20.25 | | |
| 4.296 | | 15.10 | 10.49 | 25.59 | 46.00 | 20.41 | | |
| 17.750 | | 21.40 | 10.69 | 32.09 | 50.00 | 17.91 | | |

TEST ENGINEER: SEVEN LU

EUT : LED LCD TV Temperature : 22°C

Model No. : 43H7C Humidity : 48%RH

Test Mode : MHL Date of Test : Jul 29, 2016

| Test Line | Frequency (MHz) | Meter Reading dB(μV) | Factor (dB) | Emission Level dB(μV) | Limits dB(μV) | Margin (dB) | Remark | |
|-----------|-----------------|----------------------|--------------|-----------------------|---------------|--------------|--------|----|
| Line | 0.216 | 35.70 | 10.52 | 46.22 | 62.97 | 16.75 | QP | |
| | 0.605 | 31.51 | 10.39 | 41.90 | 56.00 | 14.10 | | |
| | 0.925 | 26.20 | 10.40 | 36.60 | 56.00 | 19.40 | | |
| | 1.944 | 27.70 | 10.41 | 38.11 | 56.00 | 17.89 | | |
| | 4.095 | 23.90 | 10.44 | 34.34 | 56.00 | 21.66 | | |
| | 17.740 | 26.90 | 10.58 | 37.48 | 60.00 | 22.52 | | |
| | 0.216 | 22.70 | 10.52 | 33.22 | 52.97 | 19.75 | AV | |
| | 0.605 | 18.81 | 10.39 | 29.20 | 46.00 | 16.80 | | |
| | 0.925 | 13.10 | 10.40 | 23.50 | 46.00 | 22.50 | | |
| | 1.944 | 16.50 | 10.41 | 26.91 | 46.00 | 19.09 | | |
| | 4.095 | 16.60 | 10.44 | 27.04 | 46.00 | 18.96 | | |
| | 17.740 | 21.40 | 10.58 | 31.98 | 50.00 | 18.02 | | |
| | Neutral | 0.215 | 33.50 | 10.51 | 44.01 | 63.01 | 19.00 | QP |
| | | 0.469 | 28.00 | 10.40 | 38.40 | 56.53 | 18.13 | |
| 0.928 | | 25.20 | 10.40 | 35.60 | 56.00 | 20.40 | | |
| 1.734 | | 26.49 | 10.43 | 36.92 | 56.00 | 19.08 | | |
| 4.298 | | 23.90 | 10.49 | 34.39 | 56.00 | 21.61 | | |
| 18.060 | | 26.90 | 10.69 | 37.59 | 60.00 | 22.41 | | |
| 0.215 | | 19.20 | 10.51 | 29.71 | 53.01 | 23.30 | AV | |
| 0.469 | | 17.50 | 10.40 | 27.90 | 46.53 | 18.63 | | |
| 0.928 | | 13.00 | 10.40 | 23.40 | 46.00 | 22.60 | | |
| 1.734 | | 16.89 | 10.43 | 27.32 | 46.00 | 18.68 | | |
| 4.298 | | 15.30 | 10.49 | 25.79 | 46.00 | 20.21 | | |
| 18.060 | | 21.20 | 10.69 | 31.89 | 50.00 | 18.11 | | |

4 RADIATED EMISSION TEST

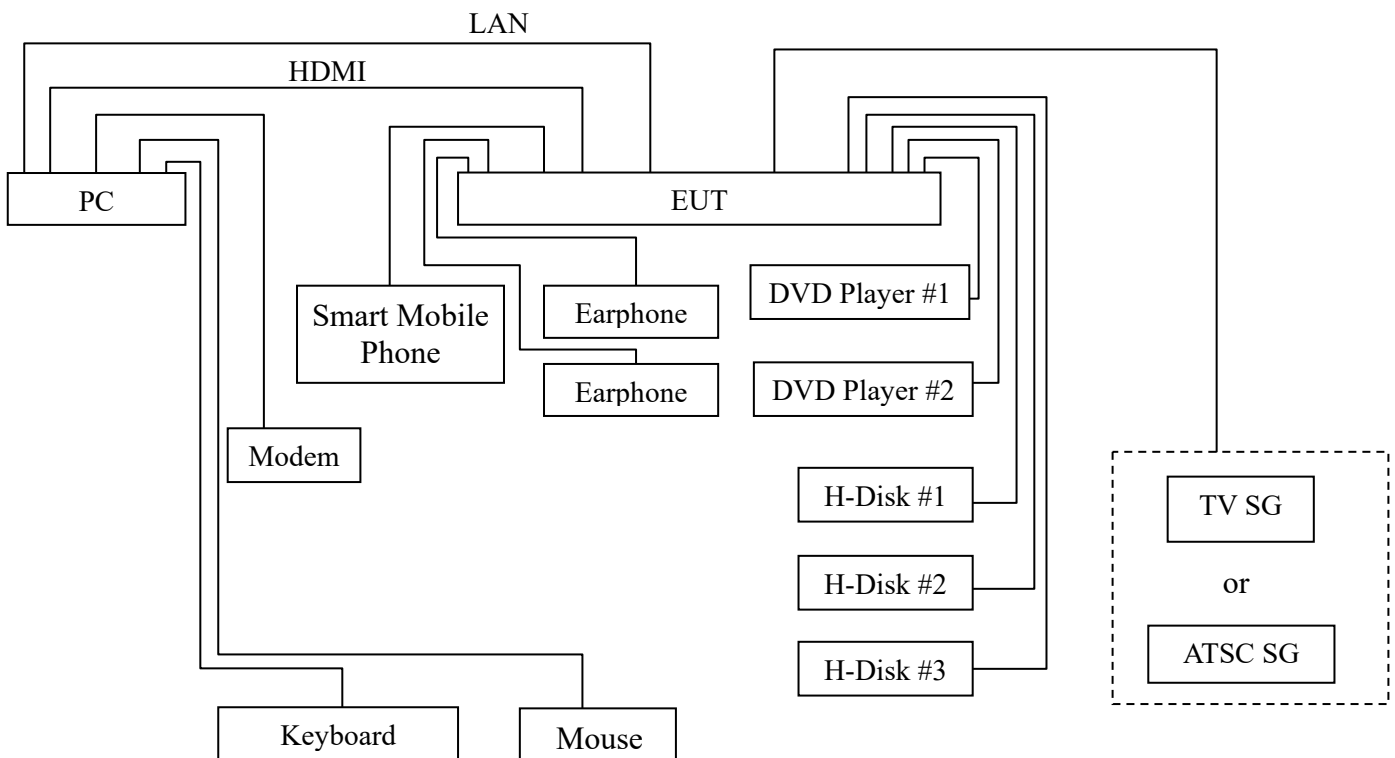
4.1 Test Equipment

The following test equipments are used during the radiated emission test in a semi-anechoic chamber:

| Item | Type | Manufacturer | Model No. | Serial No. | Last Cal. | Next Cal. |
|------|----------------|--------------|-----------|-------------|--------------|--------------|
| 1. | Test Receiver | R&S | ESCI | 101303 | May 07, 2016 | May 06, 2017 |
| 2. | Preamplifier | Agilent | 8447D | 2944A06664 | Apr 27, 2016 | Apr 26, 2017 |
| 3. | Preamplifier | HP | 8449B | 3008A00864 | Mar 20, 2016 | Mar 19, 2017 |
| 4. | Bi-log Antenna | TESEQ | CBL6112D | 23193 | May 15, 2016 | May 14, 2017 |
| 5. | Horn Antenna | EMCO | 3115 | 9607-4878 | Jun 03, 2016 | Jun 02, 2017 |
| 6. | Spectrum | Agilent | E7405A | MY45106600 | Apr 26, 2016 | Apr 25, 2017 |
| 7. | Spectrum | HP | 8591EM | 3628A00908 | May 07, 2016 | May 06, 2017 |
| 8. | Software | Audix | e3 | 6.2007-9-10 | -- | -- |

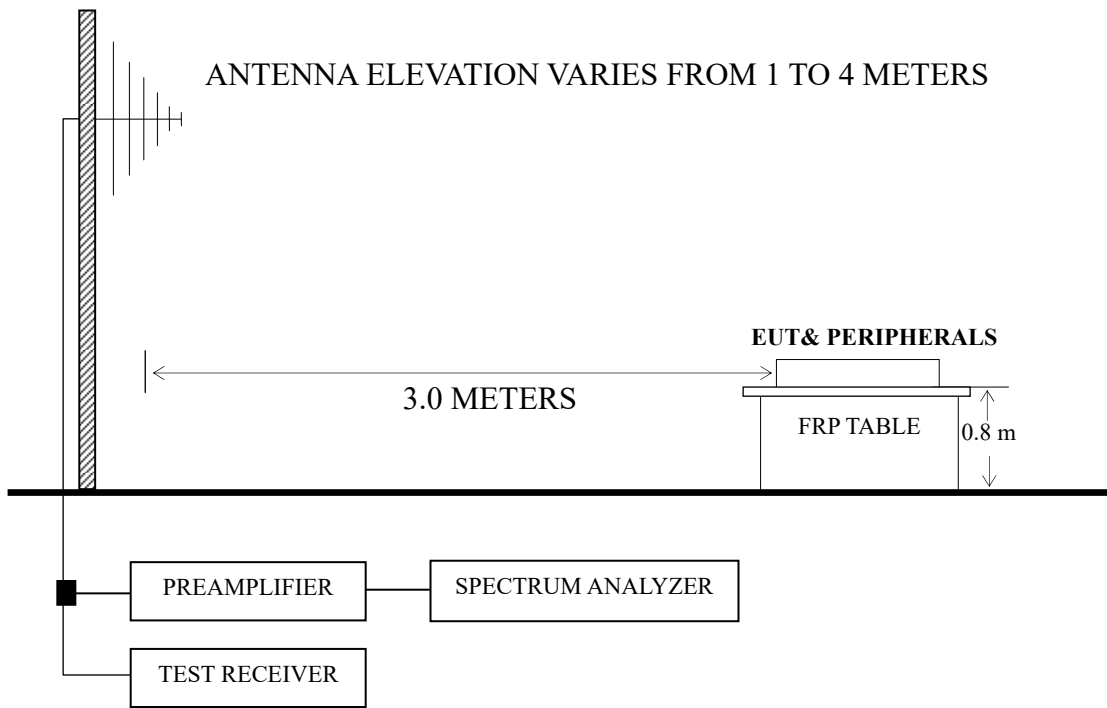
4.2 Block Diagram of Test Setup

4.2.1 EUT & Peripherals



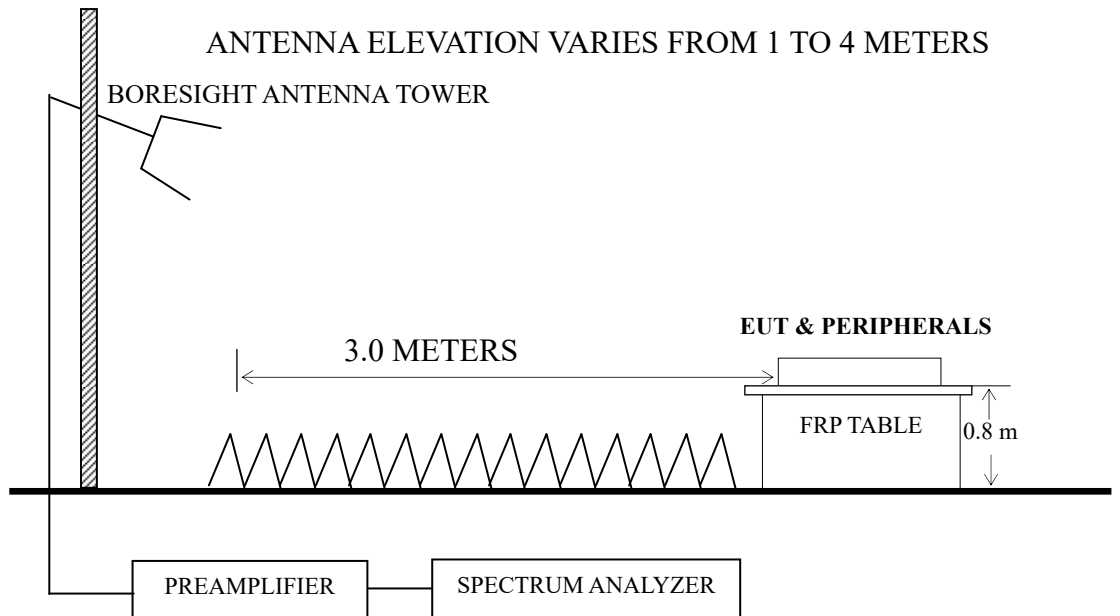
4.2.2 Radiated emission test setup

4.2.2.1 Below 1GHz



■ : 50 ohm Coaxial Switch

4.2.2.2 Above 1GHz



4.3 Radiated Emission Limit [FCC Part 15 Subpart B 15.109(a)]

| Frequency (MHz) | Distance (m) | Field strength limits | |
|-----------------|--------------|-----------------------|------------------------|
| | | ($\mu\text{V/m}$) | dB ($\mu\text{V/m}$) |
| 30 ~ 88 | 3 | 100 | 40.0 |
| 88 ~ 216 | 3 | 150 | 43.5 |
| 216 ~ 960 | 3 | 200 | 46.0 |
| Above 960 | 3 | 500 | 54.0 |

NOTE 1 - Emission Level dB ($\mu\text{V/m}$) = 20 log Emission Level ($\mu\text{V/m}$)
 NOTE 2 - The tighter limit applies at the band edges.
 NOTE 3 - Distance refers to the distance in meters between the measuring instrument antenna and the closed point of any part of the device or system.
 NOTE 4 - The limits shown are based on Quasi-peak value detector.
 NOTE 5 - Above 1 GHz, the limit on peak emission is 20 dB above the maximum permitted average emission limit applicable to the EUT.

4.4 Test Configuration

The configuration of the EUT and peripherals are same as those used in conducted emission test.

Please refer to Sec.3.4.

4.5 Operating Condition of EUT

Same as conducted emission test which is listed in Sec.3.5, except for the test setup replaced by Sec.4.2.

4.6 Test Procedures

The EUT and peripherals were placed on a FRP turntable that is 0.8 meter above ground. The FRP turntable rotated 360 degrees to determine the position of the maximum emission level. The EUT was set 3 meters away from the receiving antenna, which was mounted on an antenna tower. Broadband antenna (Calibrated Bilog Antenna) was used as receiving antenna. The antenna moved up and down between 1 meter and 4 meters to find out the maximum emission level. Both horizontal and vertical polarizations of the antenna were set on measurement. In order to find the maximum emission, all of the interference cables were manipulated according to ANSI C63.4 requirements during radiated emission test.

The I.F. bandwidth of Test Receiver R&S ESCI was set at 120 kHz.

The frequency range from 30 MHz to 1000MHz was checked for all test modes.

The frequency range from 1 GHz to 6 GHz was checked for the maximum resolution test mode.

The test modes were done on radiated disturbance test and all the test results are listed in Sec.4.7.

4.7 Test Results

<PASS>

The frequency and amplitude of the highest radiated emission relative the limit is reported. All the emissions not reported below are too low against the FCC limit.

| Test Mode | Data Page |
|------------------------------------|-----------|
| HDMI 3840*2160@60Hz & 1kHz playing | P26-P27 |
| HDMI 1920*1080@60Hz & 1kHz playing | P28 |
| HDMI 1280*1024@60Hz & 1kHz playing | P29 |
| HDMI 640*480@60Hz & 1kHz playing | P30 |
| HDMI1080P | P31 |
| USB Play | P32 |
| LAN Play | P33 |
| MHL | P34 |

NOTE 1 – Emission Level = Antenna Factor + Cable Loss + Meter Reading. (< 1GHz);

Emission Level = Antenna Factor + Cable Loss – Preamp Factor + Meter Reading. (> 1GHz)

NOTE 2 – All readings are Quasi-Peak values below or equal to 1GHz, Peak and Average values above 1GHz.

NOTE 3 – 0° was the table front facing the antenna. Degree is calculated from 0° clockwise facing the antenna.

NOTE 4 – The worst case is for HDMI 3840*2160@60Hz & 1kHz playing test mode. The worst emission at horizontal polarization was detected at 890.970 MHz with corrected signal level of 45.14 dB ($\mu\text{V}/\text{m}$) (limit is 46.00 dB ($\mu\text{V}/\text{m}$)), when the antenna was 2.10 m height and the turntable was at 120°. The worst emission at vertical polarization was detected at 890.728 MHz with corrected signal level of 44.10 dB ($\mu\text{V}/\text{m}$) (limit is 46.00 dB ($\mu\text{V}/\text{m}$)), when the antenna was 1.20 m height and the turntable was at 300°.

EUT : LED LCD TV Temperature : 22°C

Model No. : 43H7C Humidity : 60%RH

Test Mode : HDMI 3840*2160@60Hz & 1kHz Playing Date of Test : Aug 12, 2016

| Polarization | Frequency (MHz) | Meter Reading dB (μV) | Antenna Factor (dB/m) | Cable Loss (dB) | Preamp Factor (dB) | Emission Level dB (μV/m) | Limits dB (μV/m) | Margin (dB) | Remark | |
|--------------|-----------------|-----------------------|-----------------------|-----------------|--------------------|--------------------------|------------------|-------------|--------|----|
| Horizontal | 132.685 | 24.40 | 12.84 | 1.20 | -- | 38.44 | 43.50 | 5.06 | QP | |
| | 164.990 | 30.00 | 11.10 | 1.35 | -- | 42.45 | 43.50 | 1.05 | | |
| | 240.830 | 27.18 | 12.16 | 1.61 | -- | 40.95 | 46.00 | 5.05 | | |
| | 297.224 | 29.45 | 13.60 | 1.75 | -- | 44.80 | 46.00 | 1.20 | | |
| | 848.056 | 17.10 | 20.50 | 2.98 | -- | 40.58 | 46.00 | 5.42 | | |
| | 890.970 | 20.97 | 21.10 | 3.07 | -- | 45.14 | 46.00 | 0.86 | PK | |
| | 2130.001 | 56.17 | 27.76 | 4.58 | 35.12 | 53.39 | 74.00 | 20.61 | | |
| | 2534.314 | 59.14 | 28.57 | 4.96 | 35.16 | 57.51 | 74.00 | 16.49 | | |
| | 3813.107 | 50.56 | 32.33 | 5.94 | 34.45 | 54.38 | 74.00 | 19.62 | | |
| | 2130.001 | 33.23 | 27.76 | 4.58 | 35.12 | 30.45 | 54.00 | 23.55 | | AV |
| | 2534.314 | 36.28 | 28.57 | 4.96 | 35.16 | 34.65 | 54.00 | 19.35 | | |
| | 3813.107 | 28.19 | 32.33 | 5.94 | 34.45 | 32.01 | 54.00 | 21.99 | | |

TEST ENGINEER: CAESAR WU

EUT : LED LCD TV Temperature : 22°C

Model No. : 43H7C Humidity : 60%RH

Test Mode : HDMI 3840*2160@60Hz & 1kHz Playing Date of Test : Aug 12, 2016

| Polarization | Frequency (MHz) | Meter Reading dB (μV) | Antenna Factor (dB/m) | Cable Loss (dB) | Preamp Factor (dB) | Emission Level dB (μV/m) | Limits dB (μV/m) | Margin (dB) | Remark |
|--------------|-----------------|-----------------------|-----------------------|-----------------|--------------------|--------------------------|------------------|-------------|--------|
| Vertical | 82.359 | 25.95 | 9.41 | 0.90 | -- | 36.26 | 40.00 | 3.74 | QP |
| | 148.441 | 22.16 | 12.23 | 1.27 | -- | 35.66 | 43.50 | 7.84 | |
| | 201.393 | 24.83 | 10.13 | 1.48 | -- | 36.44 | 43.50 | 7.06 | |
| | 242.525 | 26.40 | 12.28 | 1.61 | -- | 40.29 | 46.00 | 5.71 | |
| | 297.224 | 25.61 | 13.60 | 1.75 | -- | 40.96 | 46.00 | 5.04 | |
| | 890.728 | 19.93 | 21.10 | 3.07 | -- | 44.10 | 46.00 | 1.90 | PK |
| | 1483.178 | 59.27 | 25.54 | 3.86 | 35.71 | 52.96 | 74.00 | 21.04 | |
| | 2126.188 | 59.33 | 27.75 | 4.58 | 35.11 | 56.55 | 74.00 | 17.45 | |
| | 3393.901 | 54.50 | 31.31 | 6.10 | 34.81 | 57.10 | 74.00 | 16.90 | |
| | 1483.178 | 35.68 | 25.54 | 3.86 | 35.71 | 29.37 | 54.00 | 24.63 | |
| | 2126.188 | 36.62 | 27.75 | 4.58 | 35.11 | 33.84 | 54.00 | 20.16 | |
| 3393.901 | 32.17 | 31.31 | 6.10 | 34.81 | 34.77 | 54.00 | 19.23 | AV | |

TEST ENGINEER: CAESAR WU

EUT : LED LCD TV Temperature : 22°C

Model No. : 43H7C Humidity : 60%RH

Test Mode : HDMI 1920*1080@60Hz Date of Test : Aug 12, 2016
& 1kHz Playing

| Polarization | Frequency (MHz) | Meter Reading dB (μV) | Antenna Factor (dB/m) | Cable Loss (dB) | Emission Level dB (μV/m) | Limits dB (μV/m) | Margin (dB) |
|--------------|-----------------|-----------------------|-----------------------|-----------------|--------------------------|------------------|-------------|
| Horizontal | 73.617 | 25.17 | 8.07 | 0.86 | 34.10 | 40.00 | 5.90 |
| | 134.559 | 24.40 | 12.81 | 1.21 | 38.42 | 43.50 | 5.08 |
| | 165.487 | 25.64 | 11.07 | 1.35 | 38.06 | 43.50 | 5.44 |
| | 218.309 | 24.26 | 10.98 | 1.54 | 36.78 | 46.00 | 9.22 |
| | 344.386 | 21.64 | 14.93 | 1.89 | 38.46 | 46.00 | 7.54 |
| | 872.183 | 19.57 | 20.90 | 3.03 | 43.50 | 46.00 | 2.50 |
| Vertical | 46.830 | 22.86 | 9.48 | 0.68 | 33.02 | 40.00 | 6.98 |
| | 70.090 | 24.84 | 7.40 | 0.84 | 33.08 | 40.00 | 6.92 |
| | 133.619 | 22.42 | 12.82 | 1.20 | 36.44 | 43.50 | 7.06 |
| | 175.652 | 25.60 | 10.56 | 1.39 | 37.55 | 43.50 | 5.95 |
| | 369.405 | 20.25 | 15.60 | 1.96 | 37.81 | 46.00 | 8.19 |
| | 742.259 | 20.30 | 19.57 | 2.79 | 42.66 | 46.00 | 3.34 |

TEST ENGINEER: CAESAR WU

EUT : LED LCD TV Temperature : 22°C

Model No. : 43H7C Humidity : 60%RH

Test Mode : HDMI 1280*1024@60Hz & 1kHz Playing Date of Test : Aug 12, 2016

| Polarization | Frequency (MHz) | Meter Reading dB (μV) | Antenna Factor (dB/m) | Cable Loss (dB) | Emission Level dB (μV/m) | Limits dB (μV/m) | Margin (dB) |
|--------------|-----------------|-----------------------|-----------------------|-----------------|--------------------------|------------------|-------------|
| Horizontal | 85.290 | 24.36 | 9.85 | 1.15 | 35.36 | 40.00 | 4.64 |
| | 163.860 | 25.79 | 11.24 | 1.73 | 38.76 | 43.50 | 4.74 |
| | 234.670 | 25.46 | 11.40 | 2.10 | 38.96 | 46.00 | 7.04 |
| | 335.550 | 21.76 | 14.97 | 2.64 | 39.37 | 46.00 | 6.63 |
| | 725.490 | 19.28 | 20.03 | 3.59 | 42.90 | 46.00 | 3.10 |
| | 863.230 | 16.50 | 20.83 | 4.27 | 41.60 | 46.00 | 4.40 |
| Vertical | 49.400 | 25.25 | 7.99 | 0.80 | 34.04 | 40.00 | 5.96 |
| | 62.980 | 27.73 | 6.39 | 0.89 | 35.01 | 40.00 | 4.99 |
| | 103.720 | 23.43 | 12.45 | 1.35 | 37.23 | 43.50 | 6.27 |
| | 205.570 | 26.60 | 9.80 | 1.99 | 38.39 | 43.50 | 5.11 |
| | 265.710 | 24.93 | 13.20 | 2.29 | 40.42 | 46.00 | 5.58 |
| | 659.530 | 17.64 | 19.60 | 3.03 | 40.27 | 46.00 | 5.73 |

TEST ENGINEER: CAESAR WU

EUT : LED LCD TV Temperature : 22°C

Model No. : 43H7C Humidity : 60%RH

Test Mode : HDMI 640*480@60Hz & 1kHz Playing Date of Test : Aug 12, 2016

| Polarization | Frequency (MHz) | Meter Reading dB (μV) | Antenna Factor (dB/m) | Cable Loss (dB) | Emission Level dB (μV/m) | Limits dB (μV/m) | Margin (dB) |
|--------------|-----------------|-----------------------|-----------------------|-----------------|--------------------------|------------------|-------------|
| Horizontal | 71.710 | 25.62 | 7.68 | 0.96 | 34.26 | 40.00 | 5.74 |
| | 124.090 | 23.71 | 13.04 | 1.49 | 38.24 | 43.50 | 5.26 |
| | 203.630 | 26.49 | 9.77 | 1.98 | 38.24 | 43.50 | 5.26 |
| | 276.380 | 24.90 | 13.20 | 2.39 | 40.49 | 46.00 | 5.51 |
| | 462.620 | 20.60 | 17.14 | 2.87 | 40.61 | 46.00 | 5.39 |
| | 832.190 | 15.89 | 20.70 | 3.97 | 40.56 | 46.00 | 5.44 |
| Vertical | 36.790 | 19.41 | 14.22 | 0.70 | 34.33 | 40.00 | 5.67 |
| | 83.350 | 24.31 | 9.66 | 1.13 | 35.10 | 40.00 | 4.90 |
| | 130.880 | 23.40 | 12.76 | 1.53 | 37.69 | 43.50 | 5.81 |
| | 208.480 | 26.29 | 9.96 | 2.01 | 38.26 | 43.50 | 5.24 |
| | 717.730 | 17.10 | 19.88 | 3.57 | 40.55 | 46.00 | 5.45 |
| | 841.890 | 16.42 | 20.77 | 4.07 | 41.26 | 46.00 | 4.74 |

TEST ENGINEER: CAESAR WU

EUT : LED LCD TV Temperature : 22°C

Model No. : 43H7C Humidity : 60%RH

Test Mode : HDMI1080P Date of Test : Aug 12, 2016

| Polarization | Frequency (MHz) | Meter Reading dB (μ V) | Antenna Factor (dB/m) | Cable Loss (dB) | Emission Level dB (μ V/m) | Limits dB (μ V/m) | Margin (dB) |
|--------------|-----------------|-----------------------------|-----------------------|-----------------|--------------------------------|------------------------|-------------|
| Horizontal | 71.710 | 26.62 | 7.68 | 0.96 | 35.26 | 40.00 | 4.74 |
| | 150.280 | 24.62 | 11.46 | 1.63 | 37.71 | 43.50 | 5.79 |
| | 214.300 | 26.39 | 10.17 | 2.03 | 38.59 | 43.50 | 4.91 |
| | 340.400 | 21.06 | 15.10 | 2.65 | 38.81 | 46.00 | 7.19 |
| | 510.150 | 19.87 | 17.90 | 2.89 | 40.66 | 46.00 | 5.34 |
| | 878.750 | 17.70 | 21.03 | 4.36 | 43.09 | 46.00 | 2.91 |
| Vertical | 36.790 | 19.41 | 14.22 | 0.70 | 34.33 | 40.00 | 5.67 |
| | 94.020 | 24.31 | 11.50 | 1.26 | 37.07 | 43.50 | 6.43 |
| | 126.030 | 22.19 | 13.03 | 1.50 | 36.72 | 43.50 | 6.78 |
| | 144.460 | 24.68 | 12.15 | 1.60 | 38.43 | 43.50 | 5.07 |
| | 235.640 | 24.28 | 11.48 | 2.10 | 37.86 | 46.00 | 8.14 |
| | 510.150 | 22.11 | 17.90 | 2.89 | 42.90 | 46.00 | 3.10 |

TEST ENGINEER: CAESAR WU

EUT : LED LCD TV Temperature : 22°C
 Model No. : 43H7C Humidity : 60%RH
 Test Mode : USB Play Date of Test : Aug 12, 2016

| Polarization | Frequency (MHz) | Meter Reading dB (μ V) | Antenna Factor (dB/m) | Cable Loss (dB) | Emission Level dB (μ V/m) | Limits dB (μ V/m) | Margin (dB) |
|--------------|-----------------|-----------------------------|-----------------------|-----------------|--------------------------------|------------------------|-------------|
| Horizontal | 68.800 | 23.41 | 7.12 | 0.92 | 31.45 | 40.00 | 8.55 |
| | 155.130 | 22.70 | 11.20 | 1.66 | 35.56 | 43.50 | 7.94 |
| | 224.000 | 28.03 | 10.75 | 2.07 | 40.85 | 46.00 | 5.15 |
| | 321.970 | 21.81 | 14.54 | 2.62 | 38.97 | 46.00 | 7.03 |
| | 560.590 | 16.76 | 18.90 | 2.52 | 38.18 | 46.00 | 7.82 |
| | 841.890 | 14.51 | 20.77 | 4.07 | 39.35 | 46.00 | 6.65 |
| Vertical | 64.920 | 26.03 | 6.50 | 0.90 | 33.43 | 40.00 | 6.57 |
| | 107.600 | 21.73 | 12.55 | 1.38 | 35.66 | 43.50 | 7.84 |
| | 172.590 | 25.08 | 10.79 | 1.80 | 37.67 | 43.50 | 5.83 |
| | 286.080 | 21.82 | 13.52 | 2.49 | 37.83 | 46.00 | 8.17 |
| | 457.770 | 18.17 | 17.04 | 2.85 | 38.06 | 46.00 | 7.94 |
| | 829.280 | 15.27 | 20.70 | 3.97 | 39.94 | 46.00 | 6.06 |

TEST ENGINEER: CAESAR WU

EUT : LED LCD TV Temperature : 22°C

Model No. : 43H7C Humidity : 60%RH

Test Mode : LAN Play Date of Test : Aug 12, 2016

| Polarization | Frequency (MHz) | Meter Reading dB (μ V) | Antenna Factor (dB/m) | Cable Loss (dB) | Emission Level dB (μ V/m) | Limits dB (μ V/m) | Margin (dB) |
|--------------|-----------------|-----------------------------|-----------------------|-----------------|--------------------------------|------------------------|-------------|
| Horizontal | 78.500 | 24.14 | 9.12 | 1.05 | 34.31 | 40.00 | 5.69 |
| | 128.940 | 22.62 | 12.87 | 1.52 | 37.01 | 43.50 | 6.49 |
| | 203.630 | 25.79 | 9.77 | 1.98 | 37.54 | 43.50 | 5.96 |
| | 271.530 | 22.14 | 13.26 | 2.35 | 37.75 | 46.00 | 8.25 |
| | 681.840 | 16.43 | 19.85 | 3.28 | 39.56 | 46.00 | 6.44 |
| Vertical | 918.520 | 12.81 | 21.50 | 4.61 | 38.92 | 46.00 | 7.08 |
| | 34.850 | 17.73 | 15.80 | 0.68 | 34.21 | 40.00 | 5.79 |
| | 83.350 | 24.10 | 9.66 | 1.13 | 34.89 | 40.00 | 5.11 |
| | 151.250 | 21.62 | 11.43 | 1.65 | 34.70 | 43.50 | 8.80 |
| | 204.600 | 24.77 | 9.78 | 1.98 | 36.53 | 43.50 | 6.97 |
| | 458.740 | 17.42 | 17.04 | 2.85 | 37.31 | 46.00 | 8.69 |
| | 622.670 | 16.34 | 19.35 | 2.52 | 38.21 | 46.00 | 7.79 |

TEST ENGINEER: CAESAR WU

EUT : LED LCD TV Temperature : 22°C

Model No. : 43H7C Humidity : 60%RH

Test Mode : MHL Date of Test : Aug 12, 2016

| Polarization | Frequency (MHz) | Meter Reading dB (μ V) | Antenna Factor (dB/m) | Cable Loss (dB) | Emission Level dB (μ V/m) | Limits dB (μ V/m) | Margin (dB) |
|--------------|-----------------|-----------------------------|-----------------------|-----------------|--------------------------------|------------------------|-------------|
| Horizontal | 94.990 | 23.14 | 11.70 | 1.27 | 36.11 | 43.50 | 7.39 |
| | 123.120 | 20.99 | 12.98 | 1.48 | 35.45 | 43.50 | 8.05 |
| | 193.930 | 26.05 | 10.17 | 1.94 | 38.16 | 43.50 | 5.34 |
| | 322.940 | 23.04 | 14.59 | 2.62 | 40.25 | 46.00 | 5.75 |
| | 450.980 | 17.24 | 16.80 | 2.84 | 36.88 | 46.00 | 9.12 |
| | 771.080 | 16.50 | 20.50 | 3.65 | 40.65 | 46.00 | 5.35 |
| Vertical | 52.310 | 25.23 | 7.06 | 0.83 | 33.12 | 40.00 | 6.88 |
| | 94.990 | 24.09 | 11.70 | 1.27 | 37.06 | 43.50 | 6.44 |
| | 179.380 | 26.13 | 10.53 | 1.83 | 38.49 | 43.50 | 5.01 |
| | 244.370 | 22.94 | 12.20 | 2.14 | 37.28 | 46.00 | 8.72 |
| | 374.350 | 18.70 | 16.39 | 2.69 | 37.78 | 46.00 | 8.22 |
| | 757.500 | 16.10 | 20.25 | 3.63 | 39.98 | 46.00 | 6.02 |

TEST ENGINEER: CAESAR WU

5 DEVIATION TO TEST SPECIFICATIONS

None.

6 DEBUG DESCRIPTION

The following components are used during the countermeasure procedures:

| Name | M/N | Manufacturer | Location |
|--------------------|------------------|--|----------------------------------|
| SMcontact | SMR-TSL-4-3.5-5R | Qingdao Joinset Co., Ltd | See Internal Photos Figure 23 |
| Conductive Tape | JCT-RF-40-20000 | Shenzhen TAT Electronics Tech Co., Ltd. | See Internal Photos Figure 24 |

Note: We had required the applicant and manufacturer that all electrical and mechanical devices employed for spurious radiation suppression, including any modifications made during certification testing, must be incorporated in each unit marked

TEST ENGINEER:



(BYRON WU)