

Test Set-Up Photos

1. Conducted Emission Test



FRONT VIEW




BACK VIEW


2. Radiated Electromagnetic Emission Test




FRONT VIEW OF RADIATED EMISSION TEST



BACK VIEW OF RADIATED EMISSION TEST



*SETUP WITH MAXIMUM DETECTED EMISSION AT HORIZONTAL POLARIZATION
(TEST MODE: LAN)*



*SETUP WITH MAXIMUM DETECTED EMISSION AT VERTICAL POLARIZATION
(TEST MODE: LAN)*