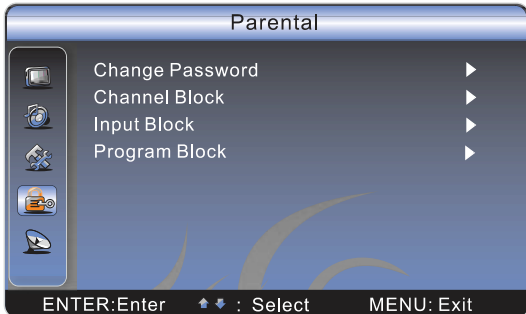


# Changing the TV Settings

## Using the Parental Menu



- 1 Press [MENU] button to display the main menu.
- 2 Press [▲/▼] button to select Parental item.
- 3 Press [▶/ENTER] button to enter Parental menu.
- 4 Press [▲/▼] button to select the option, press [▶/ENTER] button to enter or press [◀/▶] button to adjust the option.
- 5 Press the [Menu] button to close the menu.

When you first use this function, the default password is [0000].

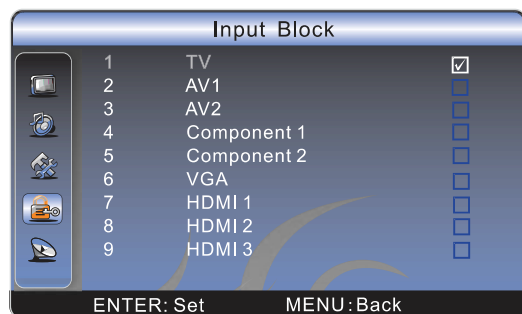
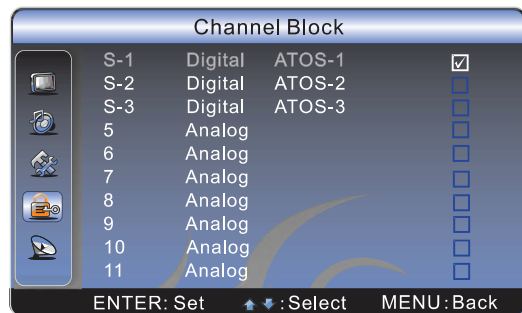
Once you input this password, you can: Press ▲/▼ to highlight an option, then press ◀/ ▶ to adjust the option. You can adjust:

- Change Password – The first time you use this function, use the default password. If you want to change it, first enter the new password then enter the same password again.
- Channel Block – This function will let you block any channel you want.
- Input Block – You can block the input source with this function. For example, if you want to block AV input, just highlight [AV] and press [ENTER]. The AV input will not be seen in the screen.
- Clean All – This function will let you clean all the channels stored on this TV.

Note: If you choose this function, all the programs you preset will be lost.

- Program Block–
  - A. Rating Enable is on.
  - B. U. S. TV Ratings: You can choose TV ratings according to the illustration on the screen.
  - C. The settings for U. S. Movie Ratings, Canada (English) Ratings and Canada (French) Ratings follow Step B.

If you want to block the unrated program, please turn on this function.



# Changing the TV Settings

Following is the description of these ratings.

Age	Defined as
TV-Y	All children
TV-Y7	Directed to older children
TV-G	General audience
TV-PG	Parental Guidance suggested
TV-14	Parents Strongly cautioned
TV-MA	Mature Audience only

Contents	Defined as
FV	Fantasy Violence
D	Suggestive dialogue
L	Strong language
S	Sexual situations
V	Violence

Rating	Defined as
G	General audience
PG	Parental Guidance suggested
PG-13	Parents strongly cautioned
R	Restricted
NC-17	No one 17 and under admitted
X	Adult audience only

# Changing the TV Settings

Using the Parental Menu

## About Canada (French)

Rating	Description
G	General
8 ans+	8+General; Not recommended for young children
13 ans+	Programming may not be suitable for children under the age of 13
16 ans+	Programming is not be suitable for children under the age of 16
18 ans+	Programming restricted to adults

## About Canada (English)

Rating	Description
C	Children
C8+	Children eight years and older
G	General Programming, suitable for all audiences
PG	Parents Guidance
14+	Viewers 14 years and older
18+	Adult programming

**NOTE:** As you block rating, all rating higher than the ones you select are blocked as well. For example, if you choose to block the MPAA rating R, the higher ratings, NC-17 and X, are automatically blocked too .

# Appendix

## Trouble shooting

Before calling a service technician, please check the following table for a possible cause of the problem and some solutions.

**Customer important notice:** If the TV can not be operated, please unplug the power and restart .

Symptoms	Possible Solutions
TV will not turn on	<ul style="list-style-type: none"><li>▪ Make sure the power cord is plugged in, then press <b>Power (Standby)</b>.</li><li>▪ The remote control batteries may be dead. Replace the batteries.</li><li>▪ Unplug the VGA wire and plug the power wire again.</li></ul>
No picture, no sound	<ul style="list-style-type: none"><li>▪ Check if you have set the timer off.</li><li>▪ Check the antenna/cable connections.</li><li>▪ Press [<b>Display</b>] to see if you have selected the right signal source.</li></ul>
No sound, picture OK	<ul style="list-style-type: none"><li>▪ The sound may be muted. Press [<b>VOL+</b> ] on the remote control.</li><li>▪ The station may have broadcast difficulties. Try another channel.</li><li>▪ Check the speakers cable connections.</li></ul>
Poor sound, picture OK	<ul style="list-style-type: none"><li>▪ The station may have broadcast difficulties. Try another channel</li><li>▪ Check the speakers cable connections.</li></ul>
Poor picture, sound OK	<ul style="list-style-type: none"><li>▪ Check the antenna connections.</li><li>▪ The station may have broadcast difficulties. Try another channel.</li><li>▪ Adjust the picture from the menu.</li></ul>
Unable to select a certain channel	<ul style="list-style-type: none"><li>▪ The channel may be skipped. Choose this channel by directly selecting the buttons from the remote control.</li></ul>
Poor colour or no colour	<ul style="list-style-type: none"><li>▪ The station may have broadcast difficulties. Try another channel.</li><li>▪ Adjust Saturation in the Video settings menu.</li></ul>
The remote control does not operate	<ul style="list-style-type: none"><li>▪ There may be an obstruction between the remote control and the remote control sensor.</li><li>▪ The batteries may be installed with a wrong polarity.</li><li>▪ The remote control batteries may be dead. Replace the batteries.</li></ul>
Disorder display at power on	<ul style="list-style-type: none"><li>▪ This may be caused because of a very short interval between POWER OFF and ON.</li><li>▪ Unplug the power and restart.</li></ul>

# Appendix

## Specifications

Model	42LED55SA	47LED55SA	55LED55SA
Screen Diagonal Size	42 inches	47 inches	55 inches
Screen Resolution	1920X1080 Pixels	1920X1080 Pixels	1920X1080 Pixels
Power Consumption	165W	180W	195W
Wall-mount screws pattern	M6X25mm (4 pcs)	M6X25mm (4 pcs)	M8X25mm (4 pcs)
Wall-mount dimension(VESA)	200mm X 200mm	200mm X 200mm	400mm X 400mm
Size with base(inch)(L X WX H)	40.6×11.5×28.1	45×11.2×30.7	52.8×13.2×35
Weight with base(lbs)	44.2 lbs	56.1 lbs	99 lbs
Power Supply	AC 60Hz 120V		
Television System	American TV standard NTSC / ATSC system		
Audio multiplex	BTSC system		
Channel coverage	VHF: 2~13    UHF: 14~69    CATV: 1~125		
	Digital Terrestrial Broadcast (8VSB): 2~69		
	Digital Cable(64/256 QAM): 1~135		
Sound Output Power (RMS)	8W+8W		
Component (Y/Pb/Pr) mode	480I/60Hz, 480P/60Hz, 720P/60Hz, 1080I/60Hz, 1080P/60Hz		
PC (VGA) mode	640X480/60Hz, 800X600/60Hz, 1024X768/60Hz		
HDMI mode	480I/60Hz, 480P/60Hz, 720P/60Hz, 1080I/60Hz, 1080P/60Hz		
	640X480/60Hz, 800X600/60Hz, 1024X768/60Hz		
Environmental Conditions	Temperature 5°C~35°C (41F~95F)		
	Humidity : 20%-80%RH		
	Atmospheric pressure: 86kPa-106kPa		
Supplied accessories	Remote control, Batteries, User Manual, Quick Start Guide, Remote Control Guide, Children Safety Guide, Warranty Card, Registration Card		

Note: Design and specifications are subject to change without notice.

CUSTOMER NOTICE: Use carefully when operating to prevent damage to the screen.



SRS® restores the original three-dimensional sound field of stereo recordings by retrieving spatial information buried in the recordings to create an immersive 3D sound-field using only two speakers or headphones.



*Manufactured under license from Dolby Laboratories.*

*Dolby and the double D symbol are trademarks of Dolby Laboratories.*



This product contains electrical or electronic materials. The presence of these materials may, if not disposed of properly, have potential adverse effects on the environment and human health. Presence of this label on the product means it should not be disposed of as unsorted waste and must be collected separately. As a consumer, you are responsible for ensuring that this product is disposed of properly. To find out how to properly dispose of this product, please go to [www.proscanus.com](http://www.proscanus.com) and click on Sustainability.



This TV incorporates High-Definition Multimedia Interface (HDMI™) technology. HDMI, the HDMI logo and High-Definition Multimedia Interface are trademarks or registered trademarks of HDMI Licensing LLC.