



APPLICATION OF CERTIFICATION
For

TTE Technology Inc.

LED TV

Brand Name	Model Number
TCL	LE55FHDX10TA

FCC ID: W8ULE55FHDX10TA

Prepared for : TTE Technology Inc.
5541 W. 74th St, Indianapolis, IN 46268, U.S.A.

Prepared By: Audix Technology (Shenzhen) Co., Ltd.
No. 6, Ke Feng Rd., 52 Block,
Shenzhen Science & Industrial Park,
Nantou, Shenzhen, Guangdong, China

Tel: (0755) 26639496
Fax: (0755) 26632877

Report Number : ACS- F10260
Date of Test : Oct.12~14, 2010
Date of Report : Nov.02, 2010

TABLE OF CONTENTS

Description	Page
Test Report Declaration	
1. SUMMARY OF STANDARDS AND RESULTS	1-1
1.1. Description of Standards and Results	1-1
2. GENERAL INFORMATION.....	2-1
2.1. Description of Device (EUT).....	2-1
2.2. Tested Supporting System Details	2-2
2.3. Block diagram of connection between the EUT and simulators.....	2-3
2.4. Test Facility	2-4
2.5. Measurement Uncertainty (95% confidence levels, k=2).....	2-4
3. POWER LINE CONDUCTED EMISSION TEST	3-1
3.1. Test Equipment.....	3-1
3.2. Block Diagram of Test Setup.....	3-1
3.3. Power Line Conducted Emission Test Limits	3-1
3.4. Configuration of EUT on Test.....	3-2
3.5. Operating Condition of EUT	3-2
3.6. Test Procedure	3-2
3.7. Conducted Disturbance at Mains Terminals Test Results	3-3
4. RADIATED EMISSION TEST.....	4-1
4.1. Test Equipment.....	4-1
4.2. Block Diagram of Test Setup.....	4-1
4.3. Radiated Emission Limit	4-2
4.4. EUT Configuration on Test	4-2
4.5. Operating Condition of EUT	4-2
4.6. Test Procedure	4-3
4.7. Radiated Disturbance Test Results	4-3
5. PHOTOGRAPH	5-45
5.1. Photos of Power Line Conducted Emission Test.....	5-45
5.2. Photos of Radiated Emission Test (In Anechoic Chamber)	5-46
6. PHOTOS OF THE EUT	6-1



FCC ID:W8ULE55FHDX10TA

TEST REPORT CERTIFICATION

Applicant : TTE Technology Inc.
Manufacturer : TCL King Electrical Appliances (Huizhou) Co., Ltd.
EUT Description : LED TV
FCC ID : W8ULE55FHDX10TA

Table with 2 columns: Brand Name, Model Number. Row 1: (A) MODEL NO.& Brand Name, TCL, LE55FHDX10TA. Row 2: (B) SERIAL NO., N/A. Row 3: (C) TEST VOLTAGE, AC 120V/60Hz

Measurement Standard Used:
FCC Rules and Regulations Part 15 Subpart B Class B 2008, ANSI C63.4-2003
ICES-003 Issue 4 February 2004.

The device described above is tested by AUDIX TECHNOLOGY (SHENZHEN) CO., LTD. to determine the maximum emission levels emanating from the device. The maximum emission levels are compared to the FCC Part 15 Subpart B Class B limits both conducted and radiated emissions. The test results are contained in this test report and AUDIX TECHNOLOGY (SHENZHEN) CO., LTD. is assumed of full responsibility for the accuracy and completeness of these tests.

After the test, our opinion is that EUT compliance with the requirement of the above standards.

This report applies to above tested sample only. This report shall not be reproduced in parts without written approval of AUDIX TECHNOLOGY (SHENZHEN) CO., LTD.

Date of Test : Oct.12~ 14, 2010 Report of date: Nov.02,2010

Prepared by: Angel Li (signature) Reviewer by: Richzhy Zhong (signature)
Angel Li/ Assistant Richzhy Zhong / Assistant Manager

AUDIX logo and company name: 信華科技(深圳)有限公司 Audix Technology (Shenzhen) Co., Ltd. EMC 部門報告專用章 Stamp only for EMC Dept. Report Signature: Ken Lu 12/13/10

Approved & Authorized Signer : Ken Lu / Manager

1. SUMMARY OF STANDARDS AND RESULTS

1.1. Description of Standards and Results

The EUT have been tested according to the applicable standards as referenced below.

EMISSION			
Description of Test Item	Standard	Results	Remarks
Power Line Conducted Emission Test	FCC Part 15: 2008 ANSI C63.4: 2003	PASS	Meets Class B Limit Minimum passing margin is 3.71 dB at 0.15700 MHz
Radiated Emission Test	FCC Part 15: 2008 ANSI C63.4: 2003	PASS	Meets Class B Limit Minimum passing margin is 3.89 dB at 31.481 MHz

2. GENERAL INFORMATION

2.1. Description of Device (EUT)

Description : LED TV

Model Number :

Brand Name	Model Number
TCL	LE55FHDX10TA

FCC ID : W8ULE55FHDX10TA

Applicant : TTE Technology Inc.
5541 W. 74th St, Indianapolis, IN 46268, U.S.A.

Manufacturer : TCL King Electrical Appliances (Huizhou) Co., Ltd.
Section 19, Zhongkai Development Zone for New & High-Level
Tech Industries, Huizhou, Guangdong Province, China, 516006.

FREQUENCIES USED AND GENERATED WITHIN DEVICE		
X54M1	45-OSC54M-0Y1CR	54MHz
LVDS CLOCK	80MHz	
IF	45.75MHZ	
DC-DC	U302->385KHz	U303->1MHz
DDR	440MHz	
AMP IIS	384KHz	

Power Cord : Unshielded, Undetachable, 1.5m

Date of Test : Oct.12~14, 2010

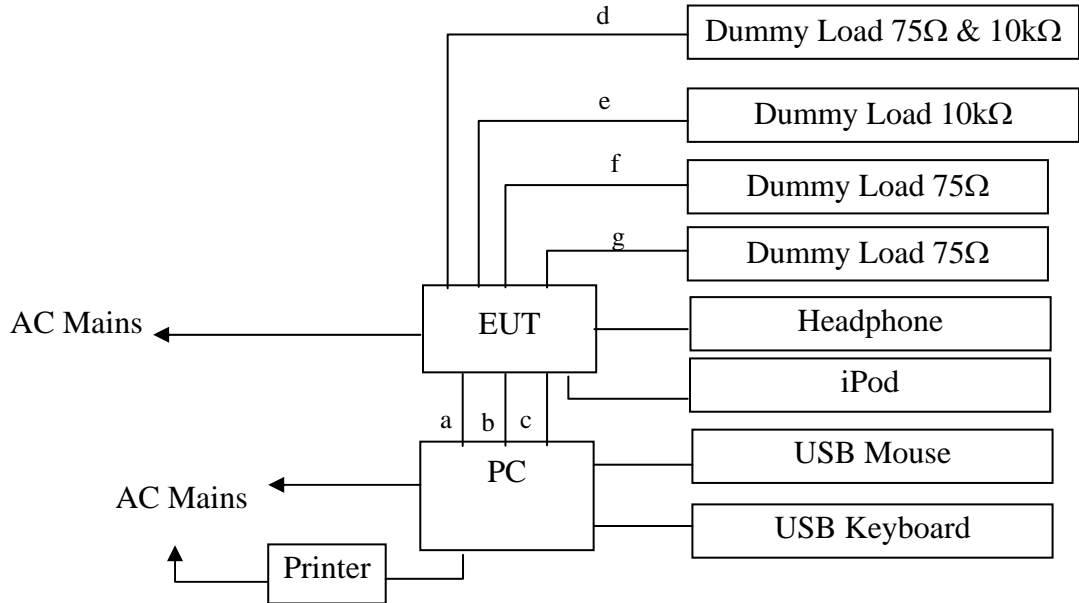
Date of Receipt : Oct.12, 2010

Sample Type : Prototype production

2.2. Tested Supporting System Details

	Description	ACS No.	Manufacturer	Model	Serial Number	Approved type
1	PC	Test PC P	DELL	Studio 540	124XK2 X	<input checked="" type="checkbox"/> FCC DoC <input checked="" type="checkbox"/> BSMI ID:R33002
		Power Cord: Unshielded, Detachable, 1.8m Display Card: HD3450 (DVI+VGA+HDMI)				
2	SG #1	-	Philips	PM5418	-	<input type="checkbox"/> FCC ID <input type="checkbox"/> BSMI ID
3	SG #2	-	R & S	DVG & SFQ	-	<input type="checkbox"/> FCC ID <input type="checkbox"/> BSMI ID
4	Mouse	ACS-EMC-M03R	DELL	M056UO	5120232 53	<input checked="" type="checkbox"/> FCC DoC <input checked="" type="checkbox"/> BSMI ID: R41108
		Power Cord: shielded, Undetachable, 1.8m				
5	Printer	ACS-EMC-PT04	HP	C9079A	N/A	<input checked="" type="checkbox"/> FCC DoC <input checked="" type="checkbox"/> BSMI ID: R33001
		USB Cable: Shielded, Detachable, 1.8m Power Cord: Unshielded, Detachable, 1.8m Power Adapter: HP, M/N: 0957-2119, BSMI ID: R33030 DC Cable: Unshielded, Detachable, 1.5m				
6	Keyboard	ACS-EMC- K03R	DELL	SK-8115	CN-ODJ 313-716 16-711- 04WJ	<input checked="" type="checkbox"/> FCC DoC <input checked="" type="checkbox"/> BSMI ID: T3A002
		Power Cord: shielded, Undetachable, 2.0m				
7	Headphone	ACS-EMC-EP01	OVANN	OV880V	-	<input type="checkbox"/> FCC DoC <input type="checkbox"/> BSMI ID
		Cable: shielded, Detachable, 4.0m				
8	iPod	ACS-EMC-IP01	APPLE	A1199	YM706 MLDV Q5	<input checked="" type="checkbox"/> FCC DoC <input checked="" type="checkbox"/> BSMI ID: R33057
		Data Cable: Shielded, Detachable, 1.0m				
9	HDD	ACS-EMC-H DD01	Terasys	F12-UF	A0100215-53 90031	<input checked="" type="checkbox"/> FCC DoC <input checked="" type="checkbox"/> BSMI ID:
		USB Cable: Shielded, Detachable, 1.8m				
10	Dummy Load (75Ω)	Component In Cable: Unshielded, Detachable, 1.5m				
11	Dummy Load (10KΩ)	Audio In Cable: Unshielded, Detachable, 1.5m Audio Out Cable: Unshielded, Detachable, 1.5m				
12	Dummy Load (10KΩ & 75Ω)	AV In Cable: Unshielded, Detachable, 1.5m				

2.3. Block diagram of connection between the EUT and simulators



(EUT: LED TV)

- a: VGA Cable
- b: HDMI Cable
- c: Audio Cable
- d: AV In Cable
- e: Audio Out Cable
- f: Audio In Cable
- g: Component Cable

2.4. Test Facility

Site Description

Name of Firm : Audix Technology (Shenzhen) Co., Ltd.
 No. 6, Ke Feng Rd., 52 Block, Shenzhen
 Science & Industrial Park, Nantou,
 Shenzhen, Guangdong, China

3m Anechoic Chamber : Mar. 31, 2009 File on Federal
 Communication Commission
 Registration Number: 90454

3m & 10m Anechoic Chamber : Dec.30, 2009 File on Federal
 Communication Commission
 Registration Number: 794232

EMC Lab. : Accredited by DATech, German
 Registration Number: DAT-P-091/99-01
 Feb,02, 2009

Accredited by NVLAP, USA
 NVLAP Code: 200372-0
 Apr. 01, 2010

2.5. Measurement Uncertainty (95% confidence levels, k=2)

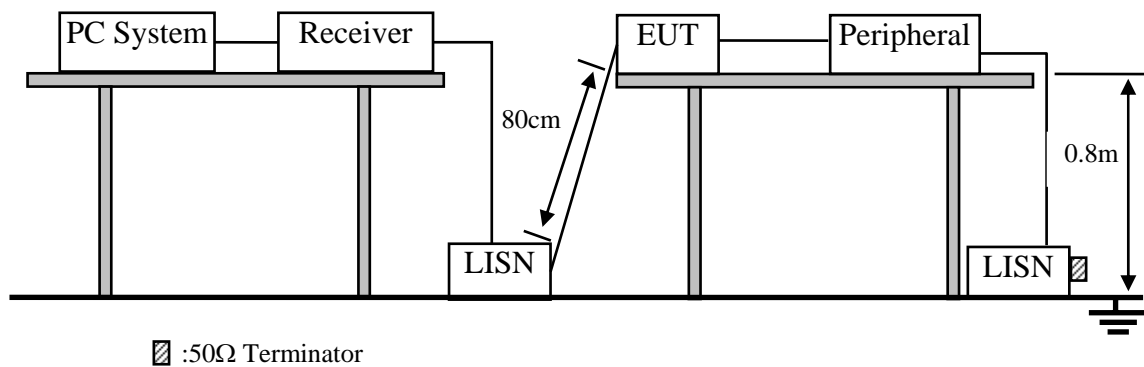
Test Item	Uncertainty
Uncertainty for Conduction emission test in No. 1 Conduction	3.64 dB (9kHz to 150kHz)
	3.22 dB(150kHz to 30MHz)
Uncertainty for Radiation Emission test in 3m chamber	4.20 dB (Polarize: V)
	4.66 dB (Polarize: H)
Uncertainty for test site temperature and humidity	0.3°C
	2%

3. POWER LINE CONDUCTED EMISSION TEST

3.1. Test Equipment

Item	Equipment	Manufacturer	Model No.	Serial No.	Last Cal.	Cal. Interval
1.	Test Receiver	Rohde & Schwarz	ESHS10	838693/001	Dec.18, 09	1 Year
2.	L.I.S.N.#1	Rohde & Schwarz	ESH2-Z5	834066/011	Mar.30, 10	1 Year
3.	L.I.S.N.#3	Kyoritsu	KNW-242C	8-1920-1	May.08, 10	1 Year
4.	Terminator	Hubersuhner	50Ω	No. 1	May.08, 10	1 Year
5.	RF Cable	Fujikura	3D-2W	LISN Cable 1#	May.08, 10	1Year
6.	Coaxial Switch	Anritsu	MP59B	M55367	May.08, 10	1 Year
7.	Passive Probe	Rohde & Schwarz	ESH2-Z3	299.7810.52	May.08, 10	1 Year
8.	Pulse Limiter	Rohde & Schwarz	ESH3-Z2	100341	May.08, 10	1 Year

3.2. Block Diagram of Test Setup



3.3. Power Line Conducted Emission Test Limits

Frequency	Maximum RF Line Voltage	
	Quasi-Peak Level dB(μV)	Average Level dB(μV)
150kHz ~ 500kHz	66 ~ 56*	56 ~ 46*
500kHz ~ 5MHz	56	46
5MHz ~ 30MHz	60	50

- Notes: 1. * Decreasing linearly with logarithm of frequency.
 2. The lower limit shall apply at the transition frequencies.

3.4. Configuration of EUT on Test

The following equipment are installed on Power Line Conducted Emission Test to meet the commission requirement and operating regulations in a manner which tends to maximize its emission characteristics in a normal application.

3.4.1. LED TV (EUT)

Model Number : LE55FHDX10TA

Serial Number : N/A

3.4.2. Support Equipment : As Tested Supporting System Detail, in Section 2.2.

3.5. Operating Condition of EUT

3.5.1. Setup the EUT and simulator as shown as Section 4.2.

3.5.2. Turn on the power of all equipment.

3.5.3. PC system ran the Self-test program “EMC Test. exe” by windows XP and sent “H” Character to LCD TV (EUT) , the Screen of EUT displayed and filled with “H” pattern, use white letters on a black background, set the contrast control to maximum, set the brightness control to maximum and measure it.

3.5.4. The PC system was running the program “1kHz signal Playing” and sending sound to EUT.

3.5.5. The other peripheral devices were driven and operated in turn during all testing.

3.6. Test Procedure

The EUT was placed on a non-metallic table, 80cm above the ground plane. The EUT Power connected to the power mains through a line impedance stabilization network (L.I.S.N. 1#). This provided a 50-ohm coupling impedance for the EUT (Please refer to the block diagram of the test setup and photographs). The other peripheral devices power cord connected to the power mains through a line impedance stabilization network (L.I.S.N.#3). Both sides of power line were checked for maximum conducted interference. In order to find the maximum emission, the relative positions of equipments and all of the interface cables were changed according to ANSI C63.4-2003 on conducted Emission test.

The bandwidth of test receiver (R&S TEST RECEIVER ESHS10) is set at 10kHz.

The frequency range from 150kHz to 30MHz is checked. The test result are reported on Section 3.7.

3.7. Conducted Disturbance at Mains Terminals Test Results

PASS. (All emissions not reported below are too low against the prescribed limits.)

The EUT with the following test modes were tested and selected to read Q.P values and Average values, all the test results are listed in next pages.

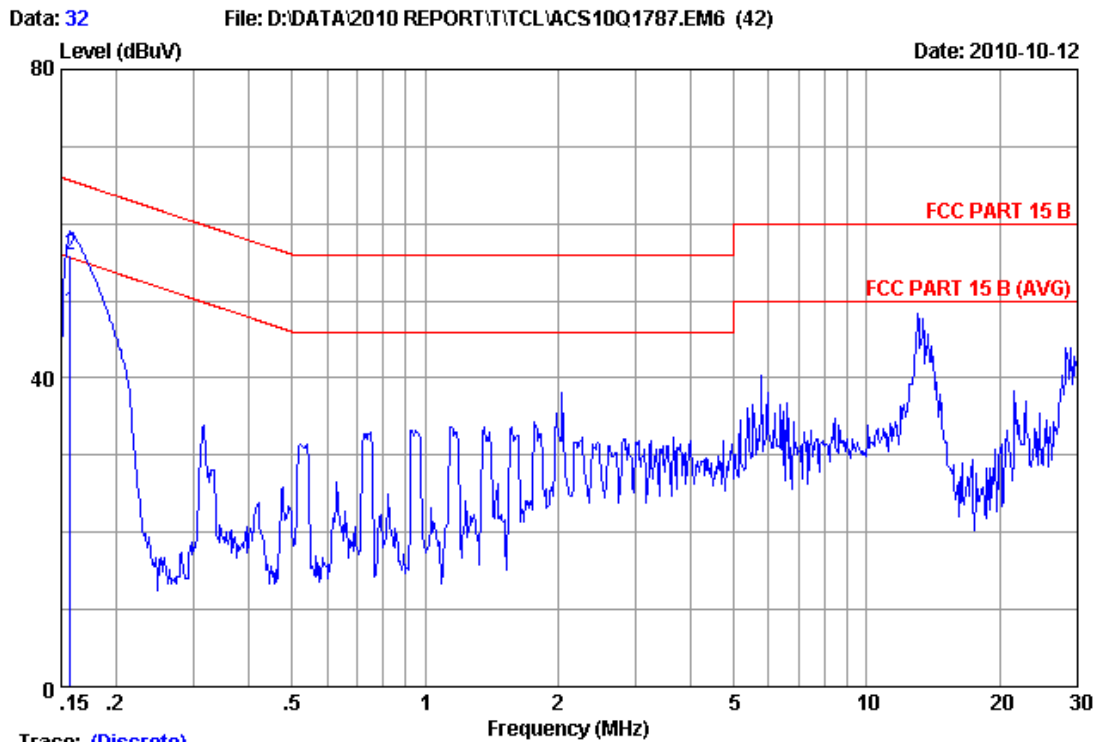
EUT: LED TV Model No. : LE55FHDX10TA

Test Date: Oct.12, 2010 Temperature: 23°C Humidity: 54%

The details of test modes are as follows :

NO.	Resolution & Frequency	Reference Test Data No.	
		LINE	NEUTRAL
1.	VGA 640*480 60Hz	#32	#31
2. ※	VGA 800*600 60Hz	#29	#30
3.	VGA 1024*768 60Hz	#28	#27
4.	HDMI1 1080P	#33	#34
5.	HDMI2 1080P	#36	#35
6.	HDMI3 1080P	#37	#38
7.	HDMI4 1080P	#40	#39
8	HDMI5 1080P	#41	#42

(※ Worst test mode)

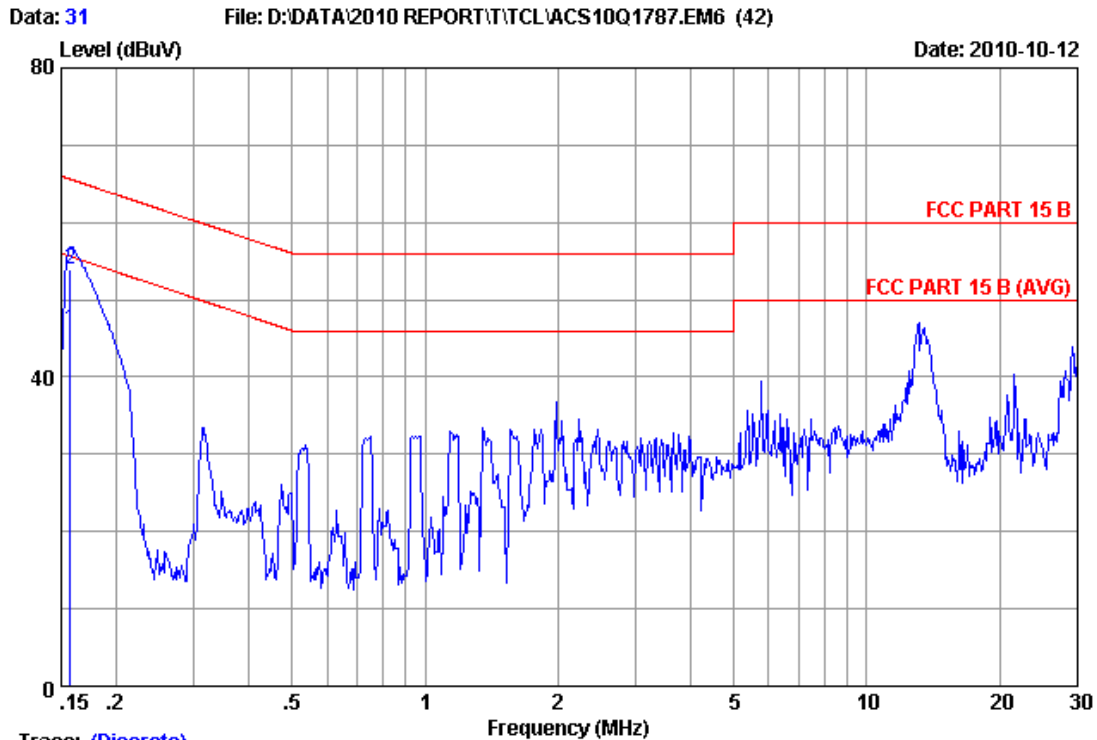


Trace: (Discrete)

Site no :1#conduction Data No :32
 Dis./Ant. **: 2010 ESH2-25 LINE
 Limit :FCC PART 15 B
 Env./Ins. :29.5*C/55% Engineer :Jolly_Xu
 EUT :LED TV M/N:LE55FHDX10TA
 Power Rating :AC 120V/60Hz
 Test Mode :Running "H" Pattern And 1KHz Playing
 :VGA:640*480@60Hz

No	Freq (MHz)	LISN Factor (dB)	Cable Loss (dB)	Reading (dBuV)	Emission Level (dBuV)	Limits (dBuV)	Margin (dB)	Remark
1	0.15733	0.23	9.88	38.50	48.61	55.60	6.99	Average
2	0.15733	0.23	9.88	45.87	55.98	65.60	9.62	QP

Remarks: 1.Emission Level=LISN Factor+Cable Loss(Include 10dB pulse limit) +Reading.
 2.If the average limit is met when using a quasi-peak detector. the EUT shall be deemed to meet both limits and measurement with average detector is unnecessary.

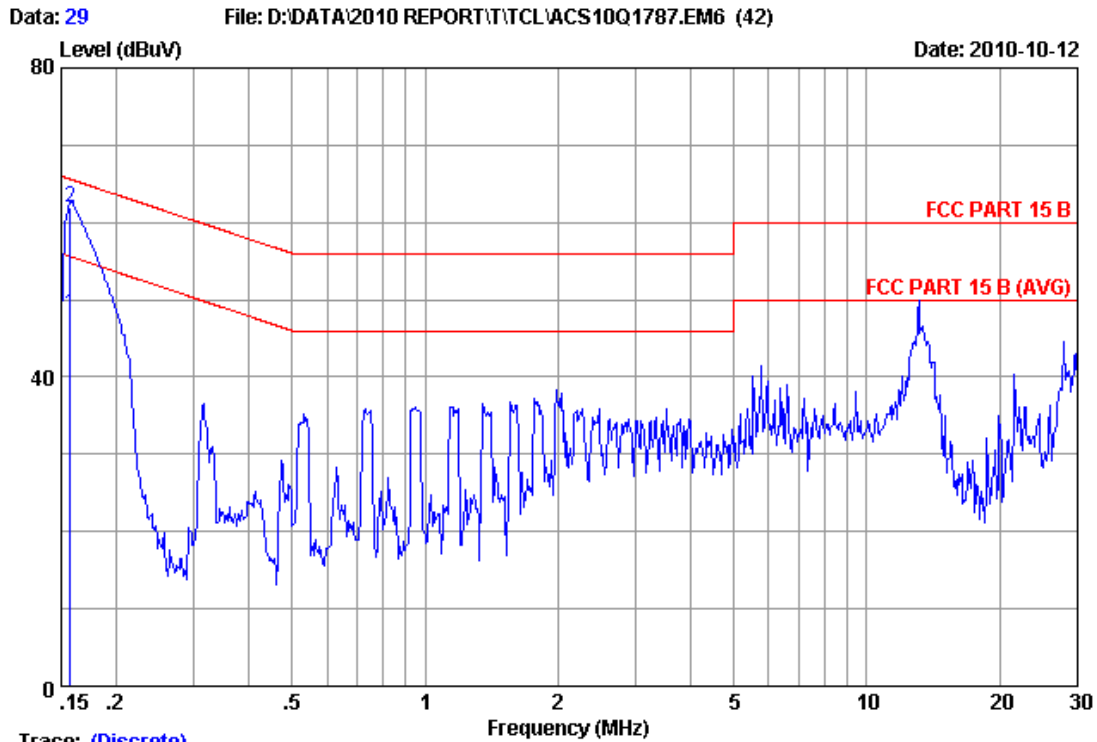


Trace: (Discrete)

Site no :1#conduction Data No :31
 Dis./Ant. :** 2010 ESH2-25 NEUTRAL
 Limit :FCC PART 15 B
 Env./Ins. :29.5*C/55% Engineer :Jolly_Xu
 EUT :LED TV M/N:LE55FHDX10TA
 Power Rating :AC 120V/60Hz
 Test Mode :Running "H" Pattern And 1KHz Playing
 :VGA:640*480@60Hz

No	Freq (MHz)	LISN Factor (dB)	Cable Loss (dB)	Reading (dBUV)	Emission Level (dBUV)	Limits (dBUV)	Margin (dB)	Remark
1	0.15733	0.21	9.88	36.10	46.19	55.60	9.41	Average
2	0.15733	0.21	9.88	43.84	53.93	65.60	11.67	QP

Remarks: 1.Emission Level=LISN Factor+Cable Loss(Include 10dB pulse limit) +Reading.
 2.If the average limit is met when using a quasi-peak detector. the EUT shall be deemed to meet both limits and measurement with average detector is unnecessary.

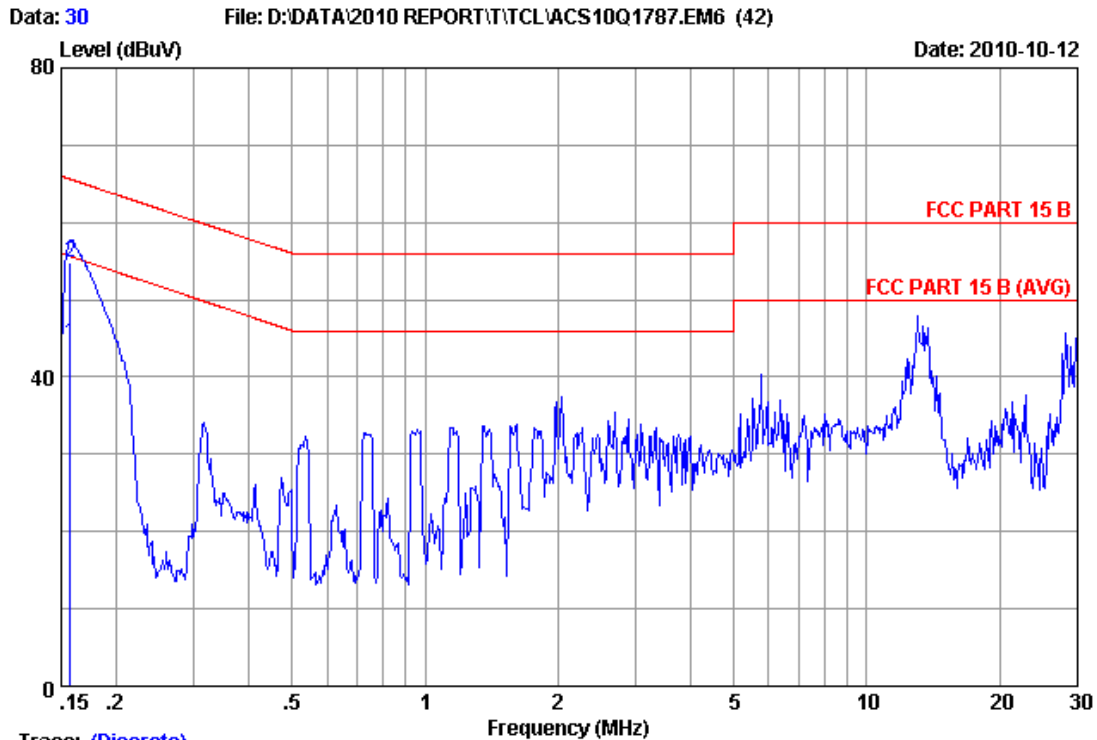


Trace: (Discrete)

Site no :1#conduction Data No :29
 Dis./Ant. :** 2010 ESH2-25 LINE
 Limit :FCC PART 15 B
 Env./Ins. :29.5*C/55% Engineer :Jolly_Xu
 EUT :LED TV M/N:LE55FHDX10TA
 Power Rating :AC 120V/60Hz
 Test Mode :Running "H" Pattern And 1KHz Playing
 :VGA:800*600@60Hz

No	Freq (MHz)	LISN Factor (dB)	Cable Loss (dB)	Reading (dBUV)	Emission Level (dBUV)	Limits (dBUV)	Margin (dB)	Remark
1	0.15700	0.23	9.88	38.00	48.11	55.62	7.51	Average
2	0.15700	0.23	9.88	51.80	61.91	65.62	3.71	QP

Remarks: 1.Emission Level=LISN Factor+Cable Loss(Include 10dB pulse limit)+Reading.
 2.If the average limit is met when using a quasi-peak detector. the EUT shall be deemed to meet both limits and measurement with average detector is unnecessary.

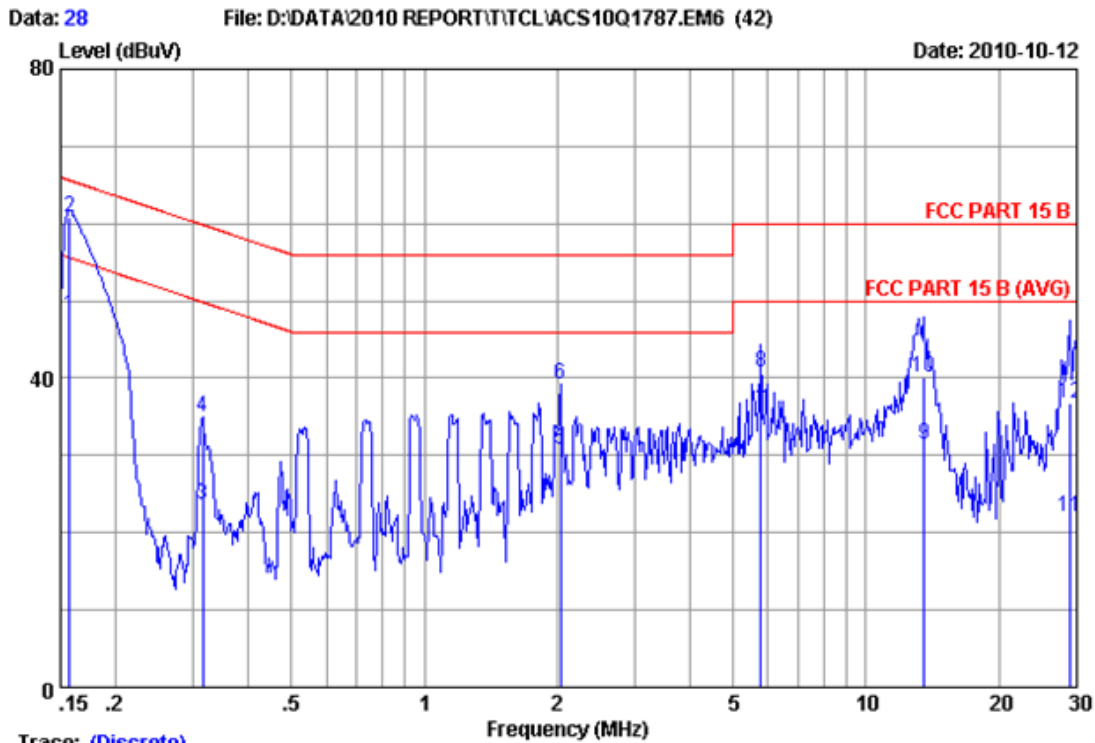


Trace: (Discrete)

Site no :1#conduction Data No :30
 Dis./Ant. **: 2010 ESH2-25 NEUTRAL
 Limit :FCC PART 15 B
 Env./Ins. :29.5*C/55% Engineer :Jolly_Xu
 EUT :LED TV M/N:LE55FHDX10TA
 Power Rating :AC 120V/60Hz
 Test Mode :Running "H" Pattern And 1KHz Playing
 :VGA:800*600@60Hz

No	Freq (MHz)	LISN Factor (dB)	Cable Loss (dB)	Reading (dBuV)	Emission Level (dBuV)	Limits (dBuV)	Margin (dB)	Remark
1	0.15733	0.21	9.88	34.30	44.39	55.60	11.21	Average
2	0.15733	0.21	9.88	44.64	54.73	65.60	10.87	QP

Remarks: 1.Emission Level=LISN Factor+Cable Loss(Include 10dB pulse limit) +Reading.
 2.If the average limit is met when using a quasi-peak detector. the EUT shall be deemed to meet both limits and measurement with average detector is unnecessary.

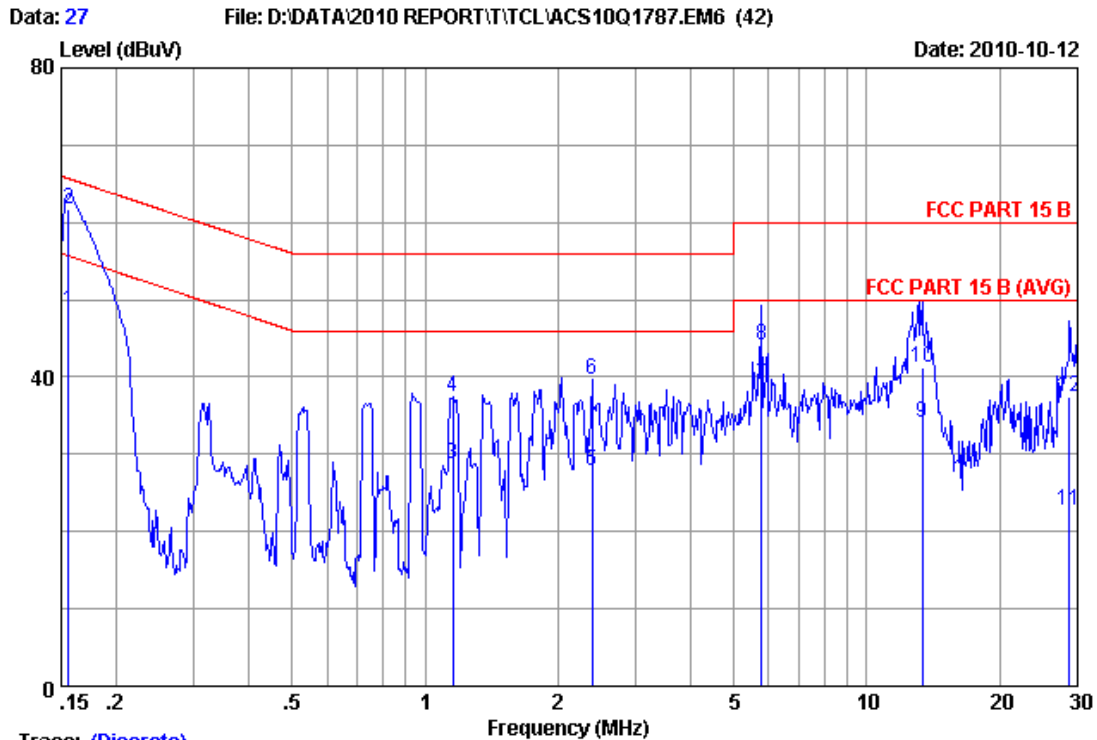


Trace: (Discrete)

Site no :1#conduction Data No :28
 Dis./Ant. :** 2010 ESH2-25 LINE
 Limit :FCC PART 15 B
 Env./Ins. :29.5°C/55% Engineer :Jolly_Xu
 EUT :LED TV M/N:LE55FHDX10TA
 Power Rating :AC 120V/60Hz
 Test Mode :Running "H" Pattern And 1KHz Playing
 :VGA:1024*768@60Hz

No	Freq (MHz)	LISN Factor (dB)	Cable Loss (dB)	Reading (dBuV)	Emission Level (dBuV)	Limits (dBuV)	Margin (dB)	Remark
1	0.15700	0.23	9.88	38.00	48.11	55.62	7.51	Average
2	0.15700	0.23	9.88	50.70	60.81	65.62	4.81	QP
3	0.31495	0.23	9.88	13.40	23.51	49.84	26.33	Average
4	0.31495	0.23	9.88	24.85	34.96	59.84	24.88	QP
5	2.033	0.25	9.91	20.50	30.66	46.00	15.34	Average
6	2.033	0.25	9.91	29.02	39.18	56.00	16.82	QP
7	5.770	0.29	9.95	25.39	35.63	50.00	14.37	Average
8	5.770	0.29	9.95	30.49	40.73	60.00	19.27	QP
9	13.540	0.49	10.02	20.80	31.31	50.00	18.69	Average
10	13.540	0.49	10.02	29.50	40.01	60.00	19.99	QP
11	29.060	1.04	10.16	10.91	22.11	50.00	27.89	Average
12	29.060	1.04	10.16	25.51	36.71	60.00	23.29	QP

Remarks: 1.Emission Level=LISN Factor+Cable Loss(Include 10dB pulse limit)+Reading.
 2.If the average limit is met when using a quasi-peak detector. the EUT shall be deemed to meet both limits and measurement with average detector is unnecessary.

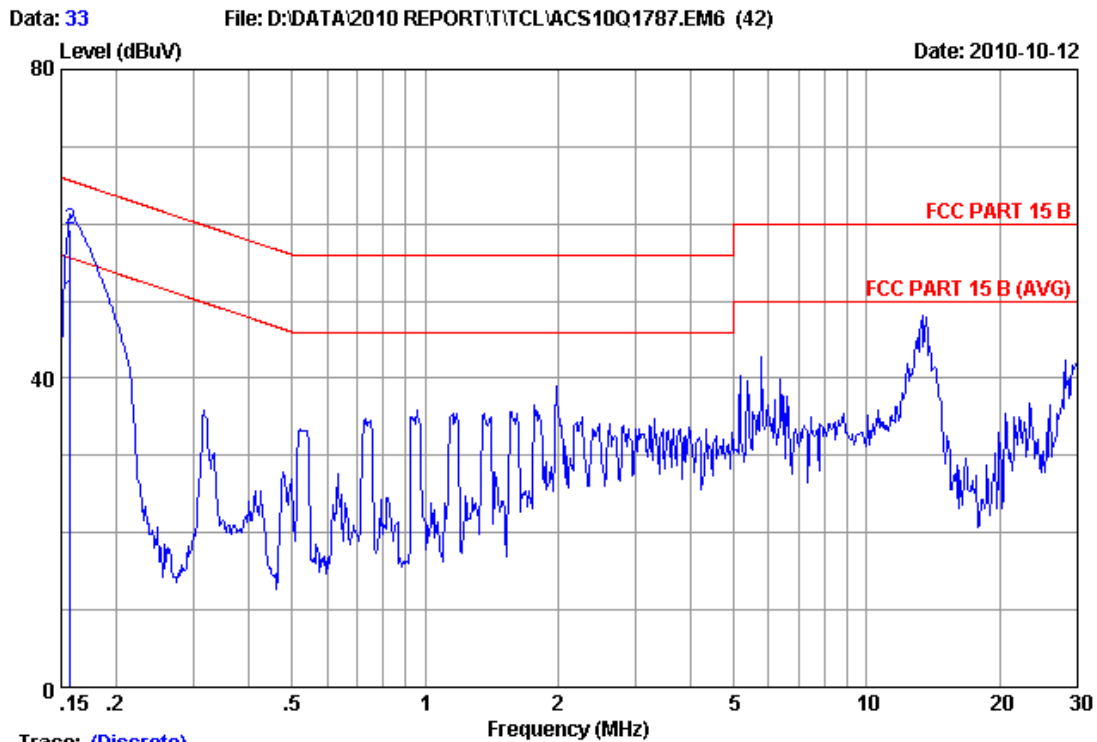


Trace: (Discrete)

Site no :1#conduction Data No :27
 Dis./Ant. **: 2010 ESH2-25 NEUTRAL
 Limit :FCC PART 15 B
 Env./Ins. :29.5*C/55% Engineer :Jolly_Xu
 EUT :LED TV M/N:LE55FHDX10TA
 Power Rating :AC 120V/60Hz
 Test Mode :Running "H" Pattern And 1KHz Playing
 :VGA:1024*768@60Hz

No	Freq (MHz)	LISN Factor (dB)	Cable Loss (dB)	Reading (dBUV)	Emission Level (dBUV)	Limits (dBUV)	Margin (dB)	Remark
1	0.15600	0.21	9.88	38.40	48.49	55.67	7.18	Average
2	0.15600	0.21	9.88	51.60	61.69	65.67	3.98	QP
3	1.153	0.25	9.89	18.70	28.84	46.00	17.16	Average
4	1.153	0.25	9.89	27.24	37.38	56.00	18.62	QP
5	2.384	0.26	9.92	17.60	27.78	46.00	18.22	Average
6	2.384	0.26	9.92	29.56	39.74	56.00	16.26	QP
7	5.770	0.29	9.95	28.69	38.93	50.00	11.07	Average
8	5.770	0.29	9.95	33.99	44.23	60.00	15.77	QP
9	13.330	0.55	10.02	23.50	34.07	50.00	15.93	Average
10	13.330	0.55	10.02	30.60	41.17	60.00	18.83	QP
11	28.750	1.71	10.16	10.80	22.67	50.00	27.33	Average
12	28.750	1.71	10.16	25.50	37.37	60.00	22.63	QP

Remarks: 1.Emission Level=LISN Factor+Cable Loss(Include 10dB pulse limit)+Reading.
 2.If the average limit is met when using a quasi-peak detector, the EUT shall be deemed to meet both limits and measurement with average detector is unnecessary.

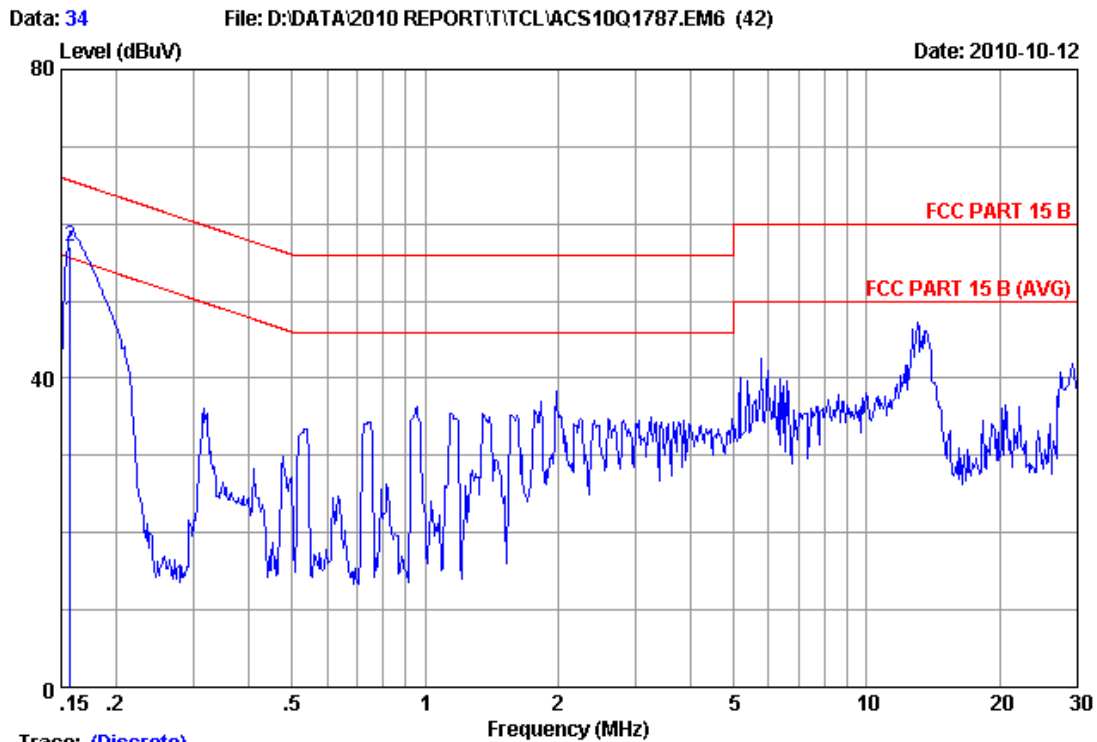


Trace: (Discrete)

Site no :1#conduction Data No :33
 Dis./Ant. **: 2010 ESH2-25 LINE
 Limit :FCC PART 15 B
 Env./Ins. :29.5*C/55% Engineer :Jolly_Xu
 EUT :LED TV M/N:LE55FHDX10TA
 Power Rating :AC 120V/60Hz
 Test Mode :Running "H" Pattern And 1KHz Playing
 :HDMI1:1080P

No	Freq (MHz)	LISN Factor (dB)	Cable Loss (dB)	Reading (dBuV)	Emission Level (dBuV)	Limits (dBuV)	Margin (dB)	Remark
1	0.15733	0.23	9.88	40.00	50.11	55.60	5.49	Average
2	0.15733	0.23	9.88	49.15	59.26	65.60	6.34	QP

Remarks: 1.Emission Level=LISN Factor+Cable Loss(Include 10dB pulse limit)+Reading.
 2.If the average limit is met when using a quasi-peak detector. the EUT shall be deemed to meet both limits and measurement with average detector is unnecessary.

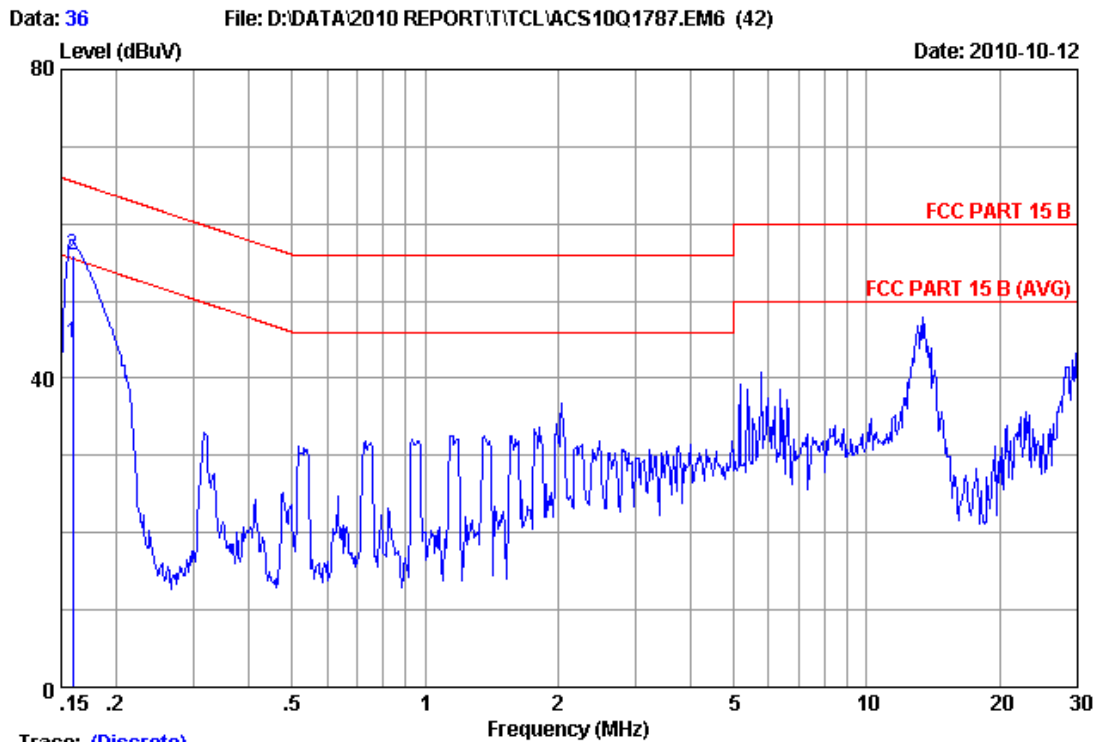


Trace: (Discrete)

Site no :1#conduction Data No :34
 Dis./Ant. **: 2010 ESH2-Z5 NEUTRAL
 Limit :FCC PART 15 B
 Env./Ins. :29.5*C/55% Engineer :Jolly_Xu
 EUT :LED TV M/N:LE55FHDX10TA
 Power Rating :AC 120V/60Hz
 Test Mode :Running "H" Pattern And 1KHz Playing
 :HDMI1:1080P

No	Freq (MHz)	LISN Factor (dB)	Cable Loss (dB)	Reading (dBuV)	Emission Level (dBuV)	Limits (dBuV)	Margin (dB)	Remark
1	0.15733	0.21	9.88	37.40	47.49	55.60	8.11	Average
2	0.15733	0.21	9.88	47.05	57.14	65.60	8.46	QP

Remarks: 1.Emission Level=LISN Factor+Cable Loss(Include 10dB pulse limit)+Reading.
 2.If the average limit is met when using a quasi-peak detector. the EUT shall be deemed to meet both limits and measurement with average detector is unnecessary.

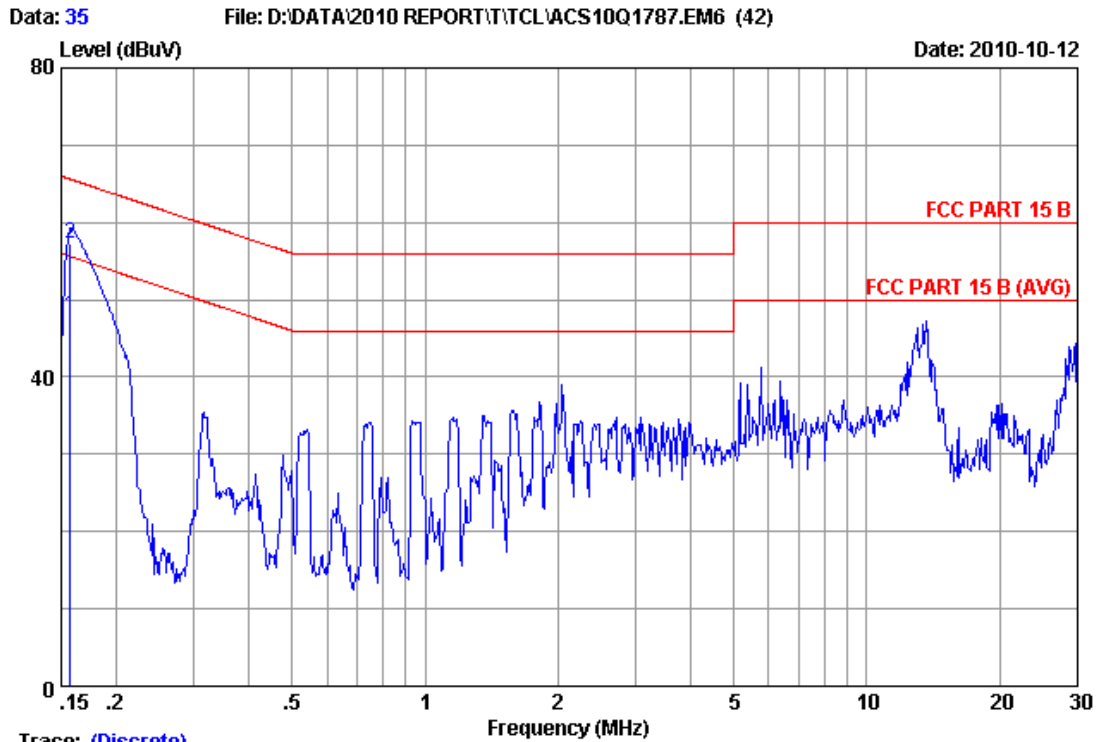


Trace: (Discrete)

Site no :1#conduction Data No :36
 Dis./Ant. **: 2010 ESH2-Z5 LINE
 Limit :FCC PART 15 B
 Env./Ins. :29.5*C/55% Engineer :Jolly_Xu
 EUT :LED TV M/N:LE55FHDX10TA
 Power Rating :AC 120V/60Hz
 Test Mode :Running "H" Pattern And 1KHz Playing
 :HDMI2:1080P

No	Freq (MHz)	LISN Factor (dB)	Cable Loss (dB)	Reading (dBuV)	Emission Level (dBuV)	Limits (dBuV)	Margin (dB)	Remark
1	0.15900	0.23	9.88	34.50	44.61	55.52	10.91	Average
2	0.15900	0.23	9.88	45.82	55.93	65.52	9.59	QP

Remarks: 1.Emission Level=LISN Factor+Cable Loss(Include 10dB pulse limit)+Reading.
 2.If the average limit is met when using a quasi-peak detector. the EUT shall be deemed to meet both limits and measurement with average detector is unnecessary.

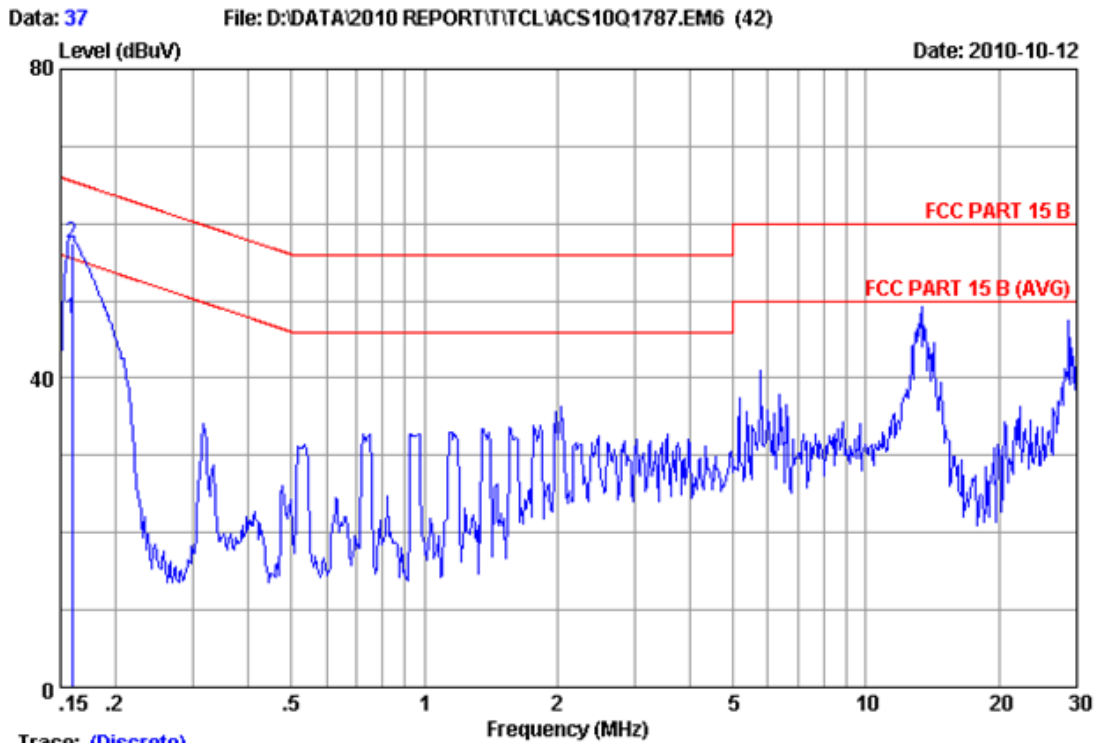


Trace: (Discrete)

Site no :1#conduction Data No :35
 Dis./Ant. :** 2010 ESH2-25 NEUTRAL
 Limit :FCC PART 15 B
 Env./Ins. :29.5*C/55% Engineer :Jolly_Xu
 EUT :LED TV M/N:LE55FHDX10TA
 Power Rating :AC 120V/60Hz
 Test Mode :Running "H" Pattern And 1KHz Playing
 :HDMI2:1080P

No	Freq (MHz)	LISN Factor (dB)	Cable Loss (dB)	Reading (dBUV)	Emission Level (dBUV)	Limits (dBUV)	Margin (dB)	Remark
1	0.15733	0.21	9.88	37.80	47.89	55.60	7.71	Average
2	0.15733	0.21	9.88	47.23	57.32	65.60	8.28	QP

Remarks: 1.Emission Level=LISN Factor+Cable Loss(Include 10dB pulse limit)+Reading.
 2.If the average limit is met when using a quasi-peak detector. the EUT shall be deemed to meet both limits and measurement with average detector is unnecessary.

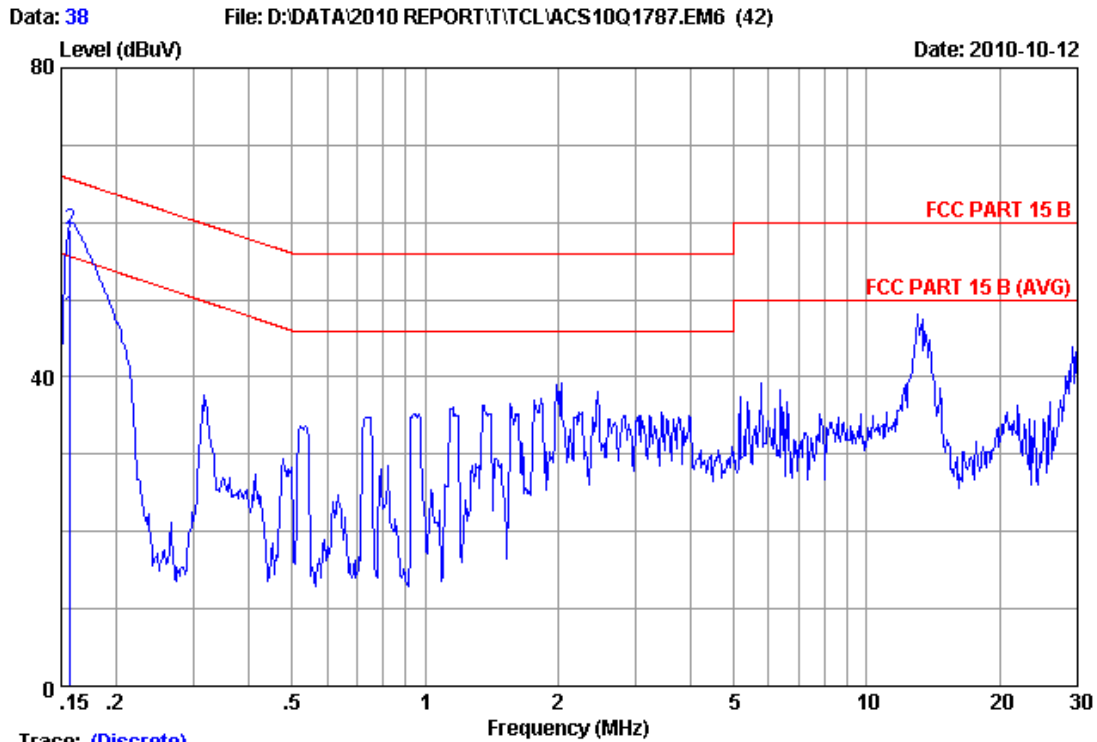


Trace: (Discrete)

Site no :1#conduction Data No :37
 Dis./Ant. :** 2010 ESH2-25 LINE
 Limit :FCC PART 15 B
 Env./Ins. :29.5°C/55% Engineer :Jolly_Xu
 EUT :LED TV M/N:LE55FHDX10TA
 Power Rating :AC 120V/60Hz
 Test Mode :Running "H" Pattern And 1KHz Playing
 :HDMI3:1080P

No	Freq (MHz)	LISN Factor (dB)	Cable Loss (dB)	Reading (dBuV)	Emission Level (dBuV)	Limits (dBuV)	Margin (dB)	Remark
1	0.15900	0.23	9.88	37.60	47.71	55.52	7.81	Average
2	0.15900	0.23	9.88	47.35	57.46	65.52	8.06	QP

Remarks: 1.Emission Level=LISN Factor+Cable Loss(Include 10dB pulse limit)+Reading.
 2.If the average limit is met when using a quasi-peak detector. the EUT shall be deemed to meet both limits and measurement with average detector is unnecessary.

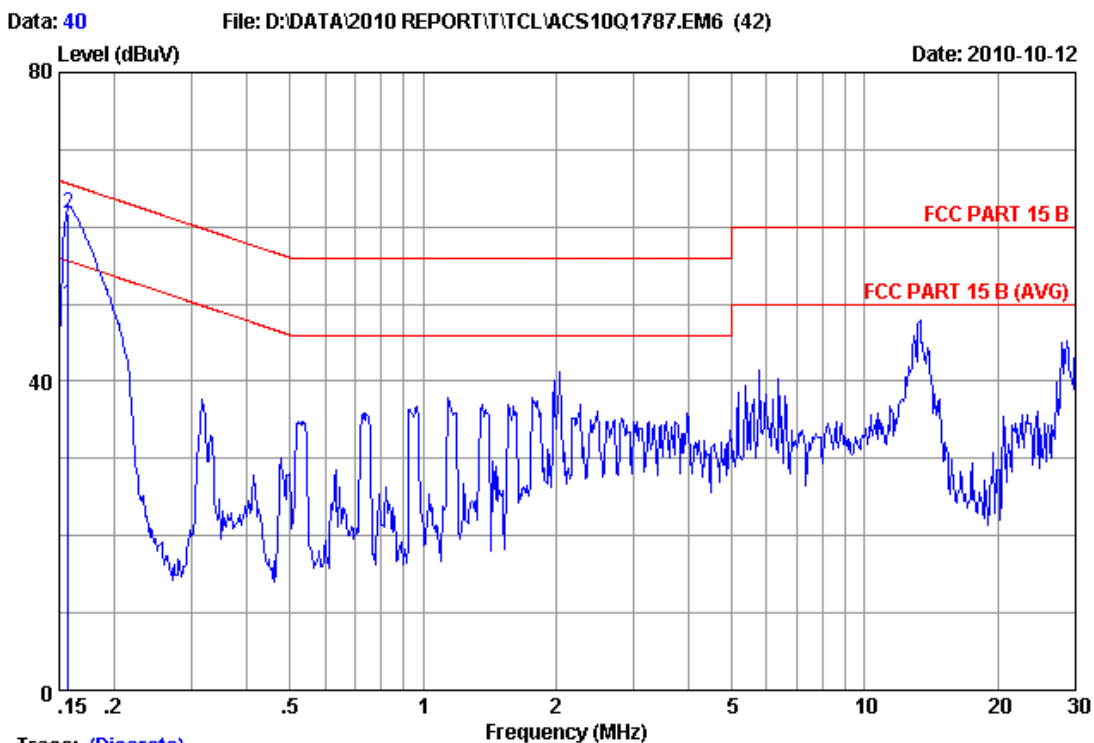


Trace: (Discrete)

Site no :1#conduction Data No :38
 Dis./Ant. :** 2010 ESH2-25 NEUTRAL
 Limit :FCC PART 15 B
 Env./Ins. :29.5°C/55% Engineer :Jolly_Xu
 EUT :LED TV M/N:LE55FHDX10TA
 Power Rating :AC 120V/60Hz
 Test Mode :Running "H" Pattern And 1KHz Playing
 :HDMI3:1080P

No	Freq (MHz)	LISN Factor (dB)	Cable Loss (dB)	Reading (dBUV)	Emission Level (dBUV)	Limits (dBUV)	Margin (dB)	Remark
1	0.15733	0.21	9.88	37.90	47.99	55.60	7.61	Average
2	0.15733	0.21	9.88	48.97	59.06	65.60	6.54	QP

Remarks: 1.Emission Level=LISN Factor+Cable Loss(Include 10dB pulse limit)+Reading.
 2.If the average limit is met when using a quasi-peak detector. the EUT shall be deemed to meet both limits and measurement with average detector is unnecessary.

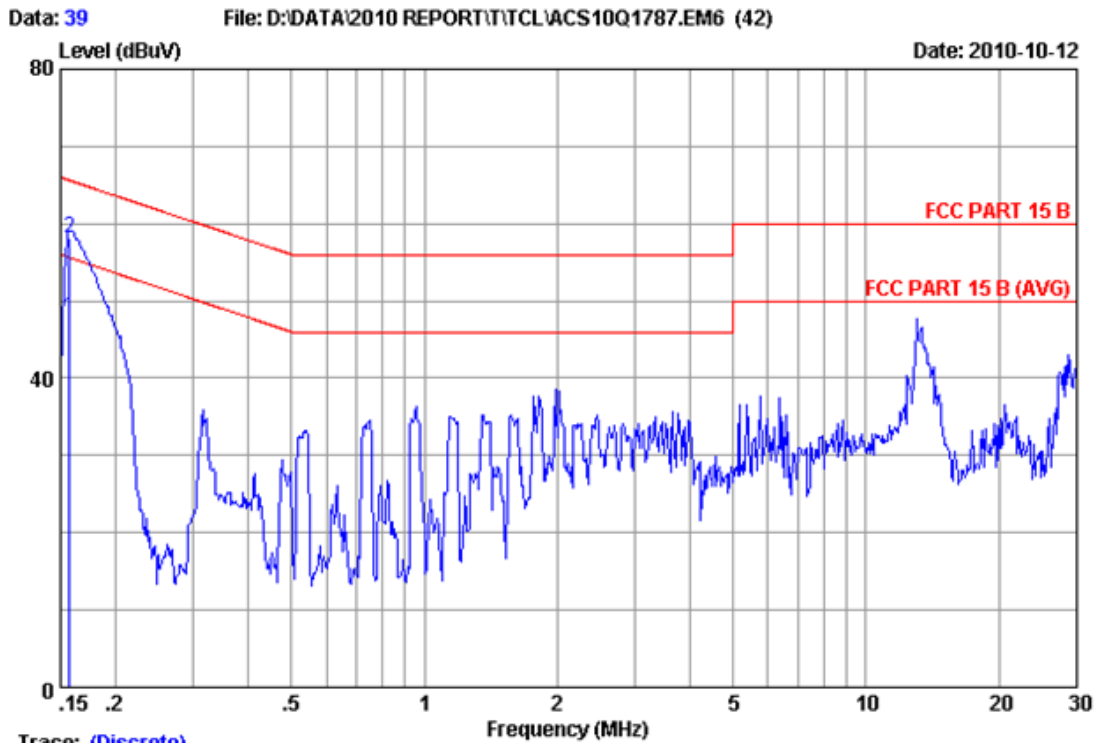


Trace: (Discrete)

Site no :1#conduction Data No :40
 Dis./Ant. **: 2010 ESH2-Z5 LINE
 Limit :FCC PART 15 B
 Env./Ins. :29.5*C/55% Engineer :Jolly_Xu
 EUT :LED TV M/N:LE55FHDX10TA
 Power Rating :AC 120V/60Hz
 Test Mode :Running "H" Pattern And 1KHz Playing
 :HDMI4:1080P

No	Freq (MHz)	LISN Factor (dB)	Cable Loss (dB)	Reading (dBuV)	Emission Level (dBuV)	Limits (dBuV)	Margin (dB)	Remark
1	0.15700	0.23	9.88	39.80	49.91	55.62	5.71	Average
2	0.15700	0.23	9.88	51.70	61.81	65.62	3.81	QP

Remarks: 1.Emission Level=LISN Factor+Cable Loss(Include 10dB pulse limit)+Reading.
 2.If the average limit is met when using a quasi-peak detector. the EUT shall be deemed to meet both limits and measurement with average detector is unnecessary.

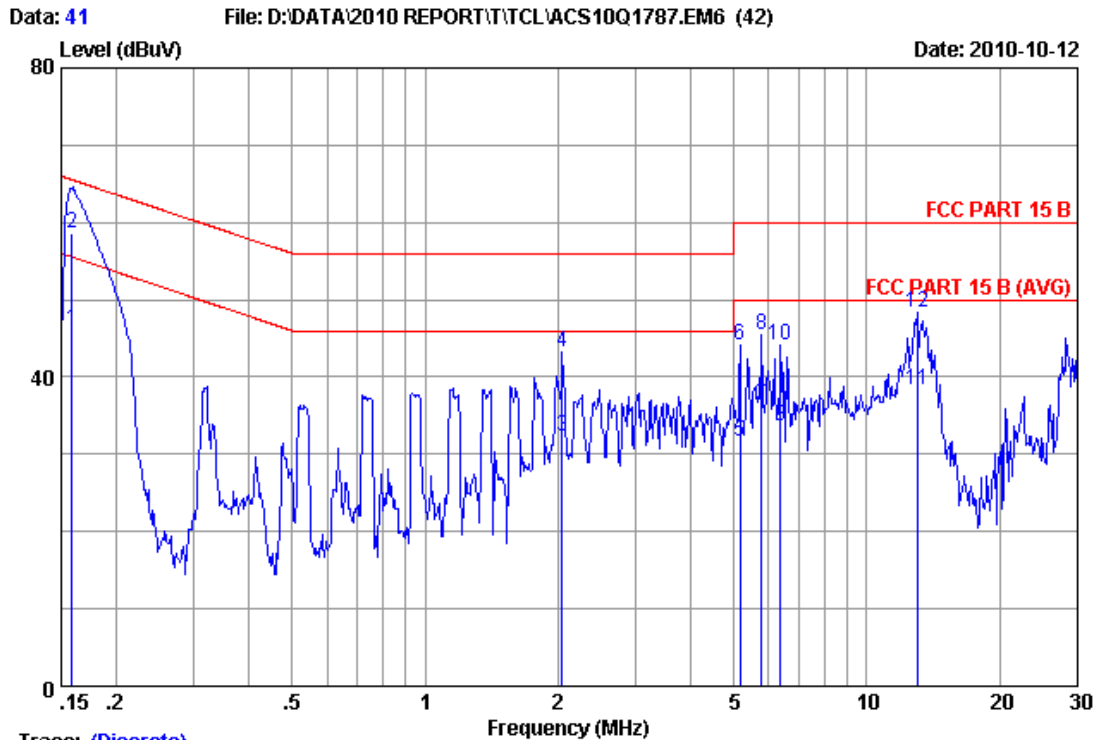


Trace: (Discrete)

Site no :1#conduction Data No :39
 Dis./Ant. :** 2010 ESH2-25 NEUTRAL
 Limit :FCC PART 15 B
 Env./Ins. :29.5°C/55% Engineer :Jolly_Xu
 EUT :LED TV M/N:LE55FHDX10TA
 Power Rating :AC 120V/60Hz
 Test Mode :Running "H" Pattern And 1KHz Playing
 :HDMI4:1080P

No	Freq (MHz)	LISN Factor (dB)	Cable Loss (dB)	Reading (dBUV)	Emission Level (dBUV)	Limits (dBUV)	Margin (dB)	Remark
1	0.15733	0.21	9.88	37.90	47.99	55.60	7.61	Average
2	0.15733	0.21	9.88	48.01	58.10	65.60	7.50	QP

Remarks: 1.Emission Level=LISN Factor+Cable Loss(Include 10dB pulse limit) +Reading.
 2.If the average limit is met when using a quasi-peak detector. the EUT shall be deemed to meet both limits and measurement with average detector is unnecessary.

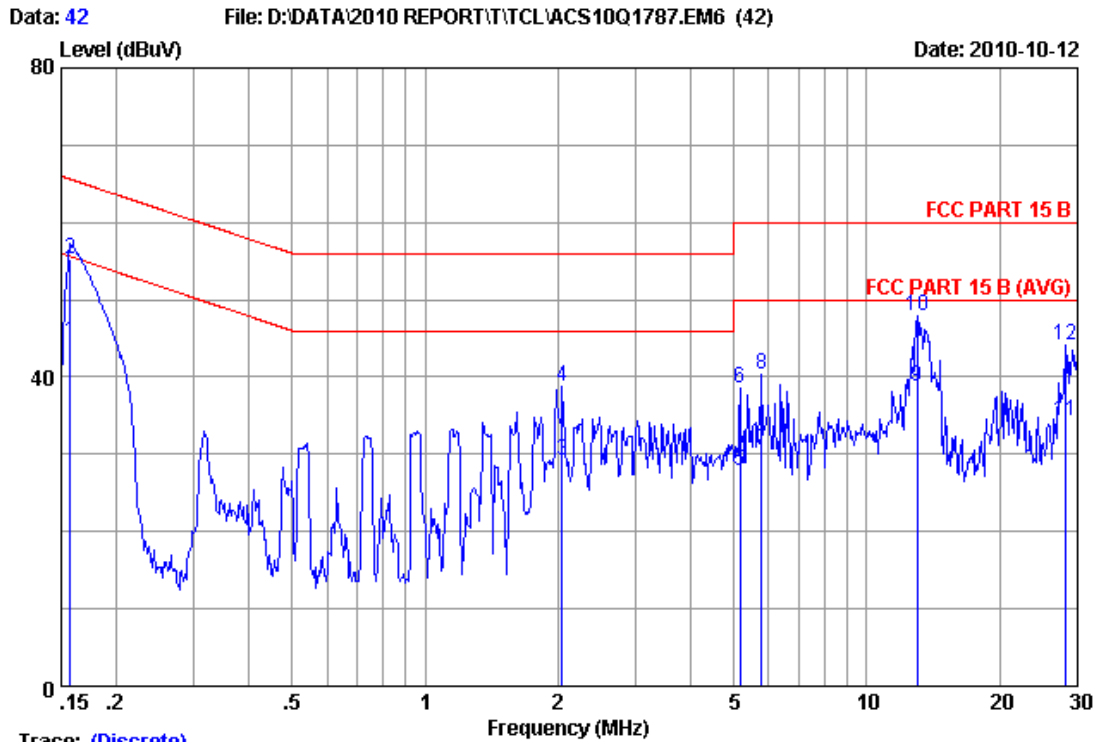


Trace: (Discrete)

Site no :1#conduction Data No :41
 Dis./Ant. **: 2010 ESH2-25 LINE
 Limit :FCC PART 15 B
 Env./Ins. :29.5*C/55% Engineer :Jolly_Xu
 EUT :LED TV M/N:LE55FHDX10TA
 Power Rating :AC 120V/60Hz
 Test Mode :Running "H" Pattern And 1KHz Playing
 :HDMI5:1080P

No	Freq (MHz)	LISN Factor (dB)	Cable Loss (dB)	Reading (dBuV)	Emission Level (dBuV)	Limits (dBuV)	Margin (dB)	Remark
1	0.15900	0.23	9.88	36.00	46.11	55.52	9.41	Average
2	0.15900	0.23	9.88	48.50	58.61	65.52	6.91	QP
3	2.044	0.25	9.91	22.20	32.36	46.00	13.64	Average
4	2.044	0.25	9.91	33.12	43.28	56.00	12.72	QP
5	5.166	0.27	9.94	21.40	31.61	50.00	18.39	Average
6	5.166	0.27	9.94	33.98	44.19	60.00	15.81	QP
7	5.774	0.29	9.95	26.09	36.33	50.00	13.67	Average
8	5.774	0.29	9.95	35.24	45.48	60.00	14.52	QP
9	6.386	0.30	9.95	23.50	33.75	50.00	16.25	Average
10	6.386	0.30	9.95	33.94	44.19	60.00	15.81	QP
11	12.988	0.48	10.02	27.80	38.30	50.00	11.70	Average
12	12.988	0.48	10.02	37.79	48.29	60.00	11.71	QP

Remarks: 1.Emission Level=LISN Factor+Cable Loss(Include 10dB pulse limit)+Reading.
 2.If the average limit is met when using a quasi-peak detector, the EUT shall be deemed to meet both limits and measurement with average detector is unnecessary.



Trace: (Discrete)

Site no :1#conduction Data No :42
 Dis./Ant. **: 2010 ESH2-25 NEUTRAL
 Limit :FCC PART 15 B
 Env./Ins. :29.5°C/55% Engineer :Jolly_Xu
 EUT :LED TV M/N:LE55FHDX10TA
 Power Rating :AC 120V/60Hz
 Test Mode :Running "H" Pattern And 1KHz Playing
 :HDMI5:1080P

No	Freq (MHz)	LISN Factor (dB)	Cable Loss (dB)	Reading (dBUV)	Emission Level (dBUV)	Limits (dBUV)	Margin (dB)	Remark
1	0.15733	0.21	9.88	34.50	44.59	55.60	11.01	Average
2	0.15733	0.21	9.88	45.14	55.23	65.60	10.37	QP
3	2.044	0.26	9.91	19.10	29.27	46.00	16.73	Average
4	2.044	0.26	9.91	28.58	38.75	56.00	17.25	QP
5	5.166	0.28	9.94	17.60	27.82	50.00	22.18	Average
6	5.166	0.28	9.94	28.32	38.54	60.00	21.46	QP
7	5.774	0.29	9.95	20.29	30.53	50.00	19.47	Average
8	5.774	0.29	9.95	30.08	40.32	60.00	19.68	QP
9	12.988	0.54	10.02	28.30	38.86	50.00	11.14	Average
10	12.988	0.54	10.02	37.40	47.96	60.00	12.04	QP
11	28.302	1.64	10.16	22.60	34.40	50.00	15.60	Average
12	28.302	1.64	10.16	32.39	44.19	60.00	15.81	QP

Remarks: 1.Emission Level=LISN Factor+Cable Loss(Include 10dB pulse limit)+Reading.
 2.If the average limit is met when using a quasi-peak detector, the EUT shall be deemed to meet both limits and measurement with average detector is unnecessary.

4. RADIATED EMISSION TEST

4.1. Test Equipment

4.1.1. For frequency range 30MHz~1000MHz

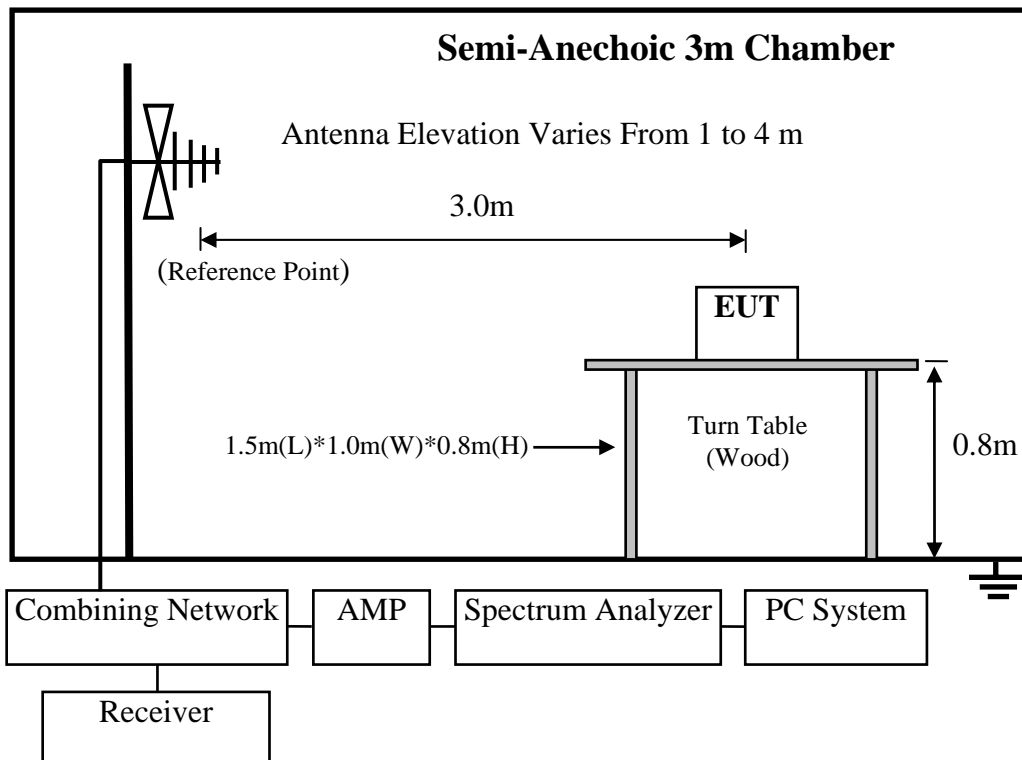
Item	Equipment	Manufacturer	Model No.	Serial No.	Last Cal.	Cal. Interval
1	3#Chamber	AUDIX	N/A	N/A	Dec.05,09	1 Year
2	EMI Spectrum	Agilent	E4407B	MY41440292	May.08, 10	1 Year
3	Test Receiver	Rohde & Schwarz	ESVS10	834468/011	May.08, 10	1 Year
4	Amplifier	HP	8447D	2648A04738	May.08, 10	1 Year
5	Bilog Antenna	Schaffner	CBL6111C	2598	Dec.14, 09	1 Year
6	RF Cable	MIYAZAKI	8D-FB	3# Chamber No.1	May.08, 10	1 Year
7	Coaxial Switch	Anritsu	MP59B	M73989	May.08, 10	1 Year

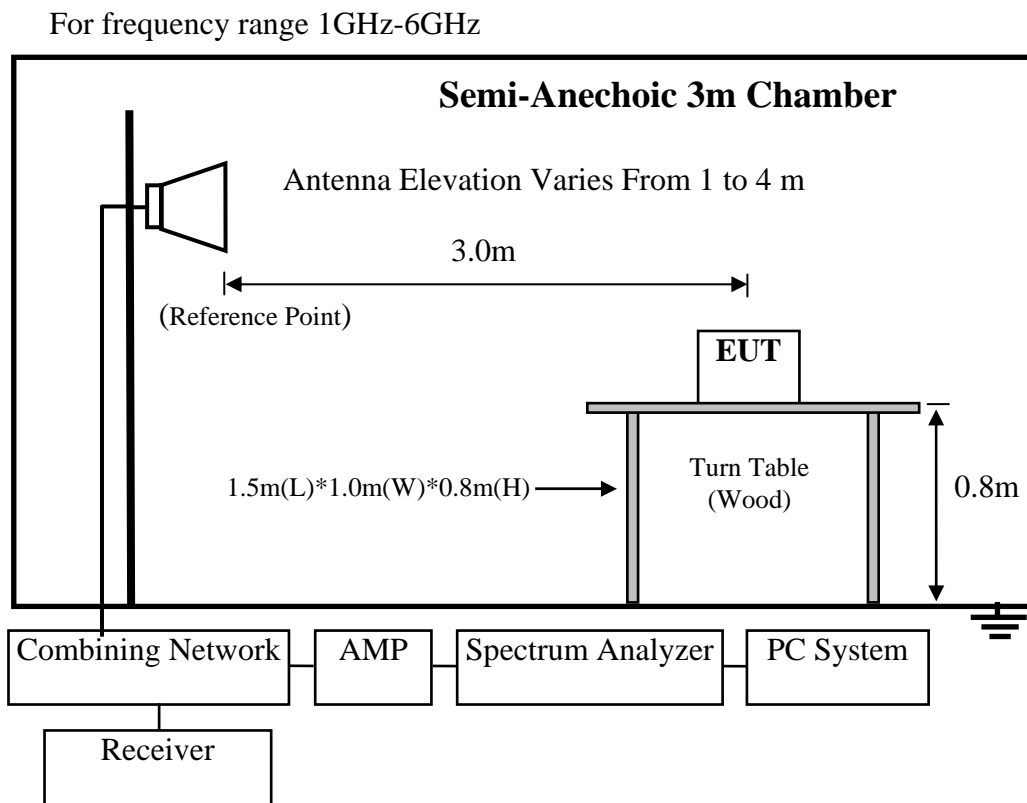
4.1.2. For frequency range 1GHz~6GHz

Item	Equipment	Manufacturer	Model No.	Serial No.	Last Cal.	Cal. Interval
1	Spectrum Analyzer	Agilent	E7405A	MY45116588	May.08, 10	1 Year
2	Horn Antenna	EMCO	3115	9607-4877	Nov.25, 09	1.5 Year
3	Amplifier	Agilent	8449B	3008A00863	May.08, 10	1 Year
4	RF Cable	Hubersuhner	SUCOFLEX102	28620/2	May.08, 10	1 Year
5	RF Cable	Hubersuhner	SUCOFLEX102	29091/2	May.08, 10	1 Year

4.2. Block Diagram of Test Setup

For frequency range 30MHz-1000MHz





4.3. Radiated Emission Limit

Frequency MHz	Distance (Meters)	Field Strengths Limits dB(μV)/m
30 ~ 88	3	40.0
88 ~ 216	3	43.5
216 ~ 960	3	46.0
960 ~ 1000	3	54.0
Above 6000	3	74(Peak)54(Average)

- Remark: (1) Emission level = Antenna Factor + Cable Loss + Reading
Emission level = Antenna Factor - Amp Factor + Cable Loss + Reading (above 1000MHz)
- (2) The smaller limit shall apply at the cross point between two frequency bands.
- (3) Distance is the distance in meters between the measuring instrument, antenna and the closest point of any part of the device or system.

4.4. EUT Configuration on Test

The configurations of EUT are listed in Section 3.4

4.5. Operating Condition of EUT

Same as Conducted Emission test that is listed in Section 3.5. except the test set up replaced by Section 4.2.

4.6. Test Procedure

The EUT was placed on a non-metallic table, 80 cm above the ground plane inside a semi-anechoic chamber. An antenna was located 3m from the EUT on an adjustable mast. A pre-scan was first performed in order to find prominent radiated emissions. For final emissions measurements at each frequency of interest, the EUT were rotated and the antenna height was varied between 1m and 4m in order to maximize the emission. Measurements in both horizontal and vertical polarities were made and the data was recorded. In order to find the maximum emission, the relative positions of equipments and all of the interface cables were changed according to ANSI C63.4-2003 on Radiated Emission test.

The bandwidth of the EMI test receiver (R&S ESVS10) is set at 120kHz for frequency range from 30MHz to 1000 MHz.

The bandwidth of the Spectrum's RBW is set at 1MHz and VBW is set at 3MHz for peak emissions measurement above 1GHz and 1MHz RBW, 10Hz VBW for average emissions measure above 1GHz.

The frequency range from 30MHz to 6000MHz is checked. The test result are reported on Section 4.7.

4.7. Radiated Disturbance Test Results

PASS. (All emissions not reported below are too low against the prescribed limits.)

The EUT with the following test modes were tested and selected to read Q.P values, all the test results are listed in next pages.

EUT: LED TV Model No. : LE55FHDX10TA

Test Date: Oct.14, 2010 Temperature: 24°C Humidity: 56%

The details of test modes are as follows :

NO.	Resolution & Frequency	Reference Test Data No.	
		Horizontal	Vertical
1.	VGA 640*480 60Hz	#29	#30
2.	VGA 800*600 60Hz	#28	#27
3. ※	VGA 1024*768 60Hz	#25	#26
4.	HDMI1 1080P	#32	#31
5.	HDMI2 1080P	#33	#34
6.	HDMI3 1080P	#36	#35
7.	HDMI4 1080P	#37	#38
8	HDMI5 1080P	#40	#39

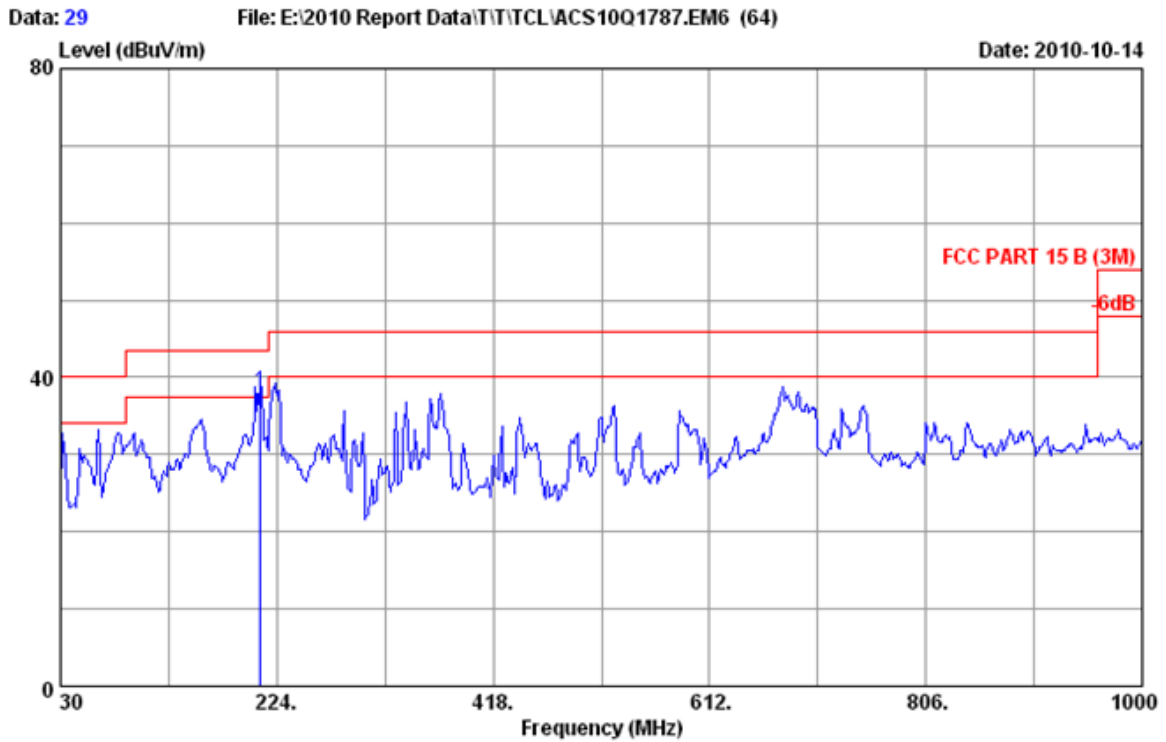
(※ Worst test mode)

For frequency range 1GHz~6GHz

The EUT with below test modes ere measured within Anechoic Chamber and the test results listed in next pages

Test Date: Oct.14, 2010 Temperature: 24°C Humidity: 56%

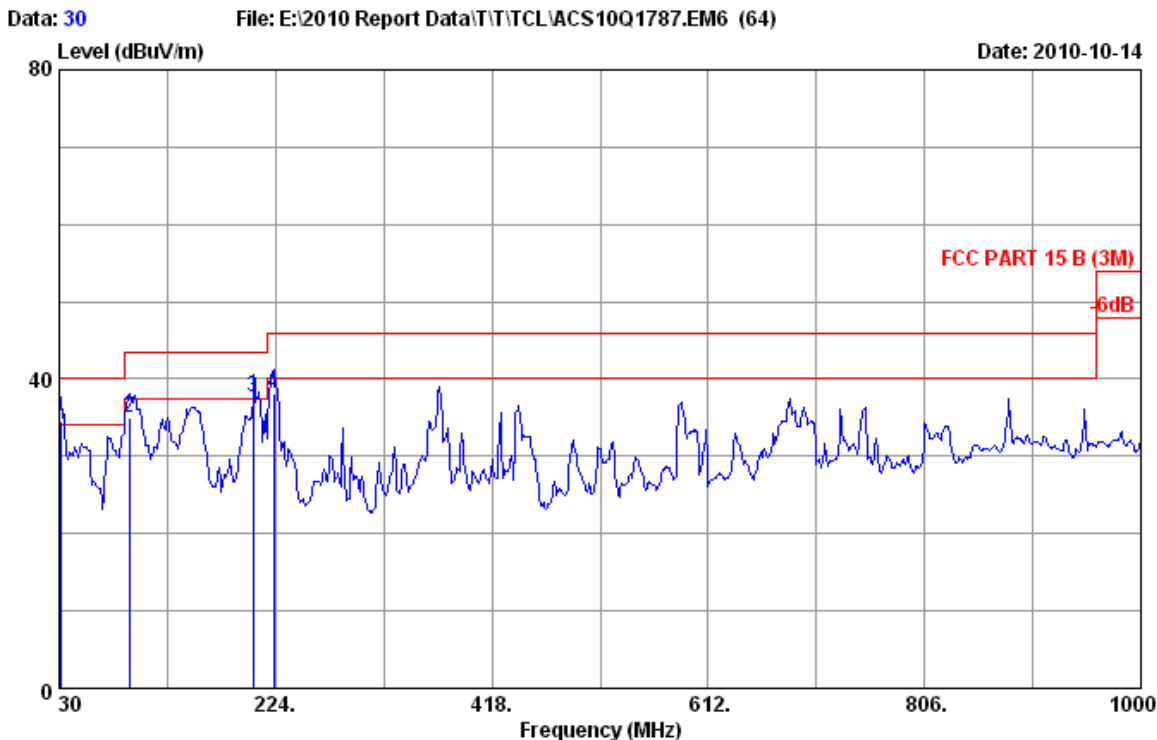
NO.	Resolution & Frequency	Reference Test Data No.	
		Horizontal	Vertical
1.	VGA 1024*768 60Hz	#63, #64	#61, #62
2.	HDMI1 1080P	#57, #58	#59, #60
3.	HDMI2 1080P	#55, #56	#53, #54
4.	HDMI3 1080P	#49, #50	#51, #52
5.	HDMI4 1080P	#45, #46	#47, #48
	HDMI5 1080P	#43, #44	#41, #42



Site no. : 3m Chamber Data no. : 29
 Dis. / Ant. : 3m 2010 CBL6111C Ant. pol. : HORIZONTAL
 Limit : FCC PART 15 B (3M)
 Env. / Ins. : 24°C/56% Engineer : Jolly_Xu
 EUT : LED TV M/N:LE55FHDX10TA
 Power rating : AC 120V/60Hz
 Test Mode : Running "H" Pattern And 1KHz Playing
 VGA:640*480@60Hz

No.	Freq. (MHz)	Ant. Factor (dB/m)	Cable Loss (dB)	Reading (dBuV)	Emission Level (dBuV/m)	Limits (dBuV/m)	Margin (dB)	Remark
1	209.338	10.10	1.81	26.30	38.21	43.50	5.29	QP

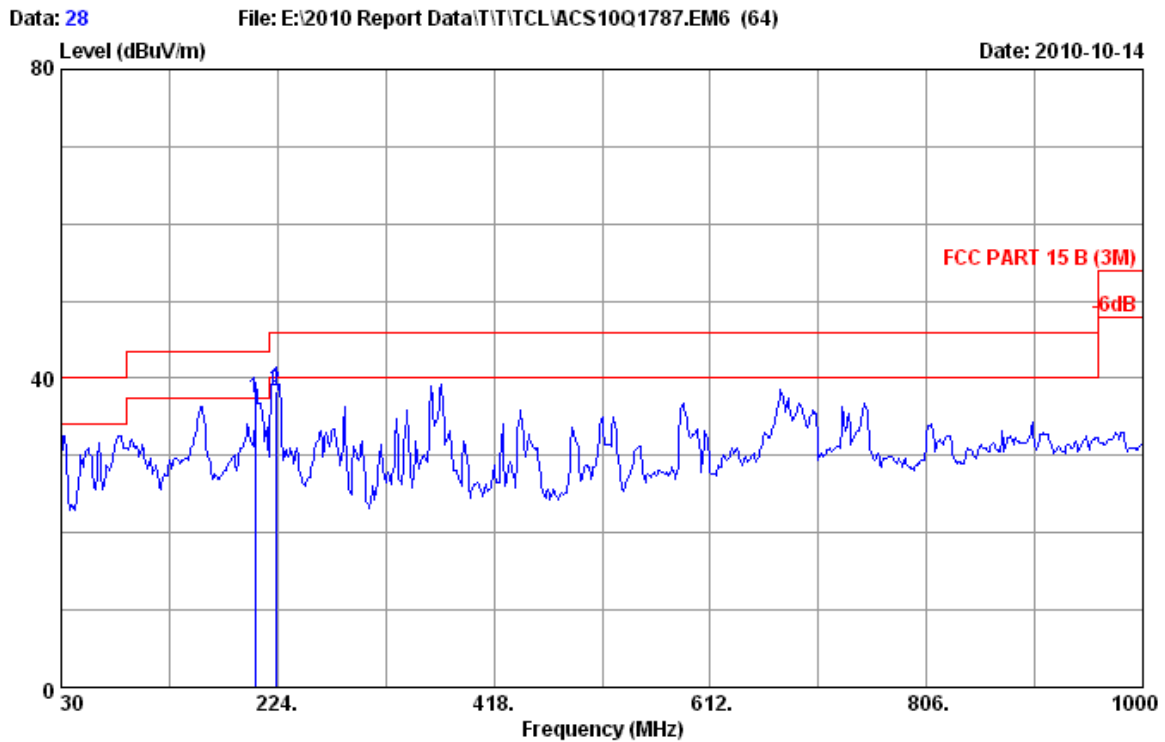
Remarks: 1. Emission Level= Antenna Factor + Cable Loss + Reading.
 2. The emission levels that are 20dB below the official limit are not reported.



Site no. : 3m Chamber Data no. : 30
 Dis. / Ant. : 3m 2010 CBL6111C Ant. pol. : VERTICAL
 Limit : FCC PART 15 B (3M)
 Env. / Ins. : 24°C/56% Engineer : Jolly_Xu
 EUT : LED TV M/N:LE55FHDX10TA
 Power rating : AC 120V/60Hz
 Test Mode : Running "H" Pattern And 1KHz Playing
 VGA:640*480@60Hz

No.	Freq. (MHz)	Ant. Factor (dB/m)	Cable Loss (dB)	Reading (dBUV)	Emission Level (dBUV/m)	Limits (dBUV/m)	Margin (dB)	Remark
1	31.512	18.88	0.63	15.10	34.61	40.00	5.39	QP
2	93.018	9.46	1.07	24.40	34.93	43.50	8.57	QP
3	204.163	10.10	1.76	25.90	37.76	43.50	5.74	QP
4	222.005	10.36	1.92	25.90	38.18	46.00	7.82	QP

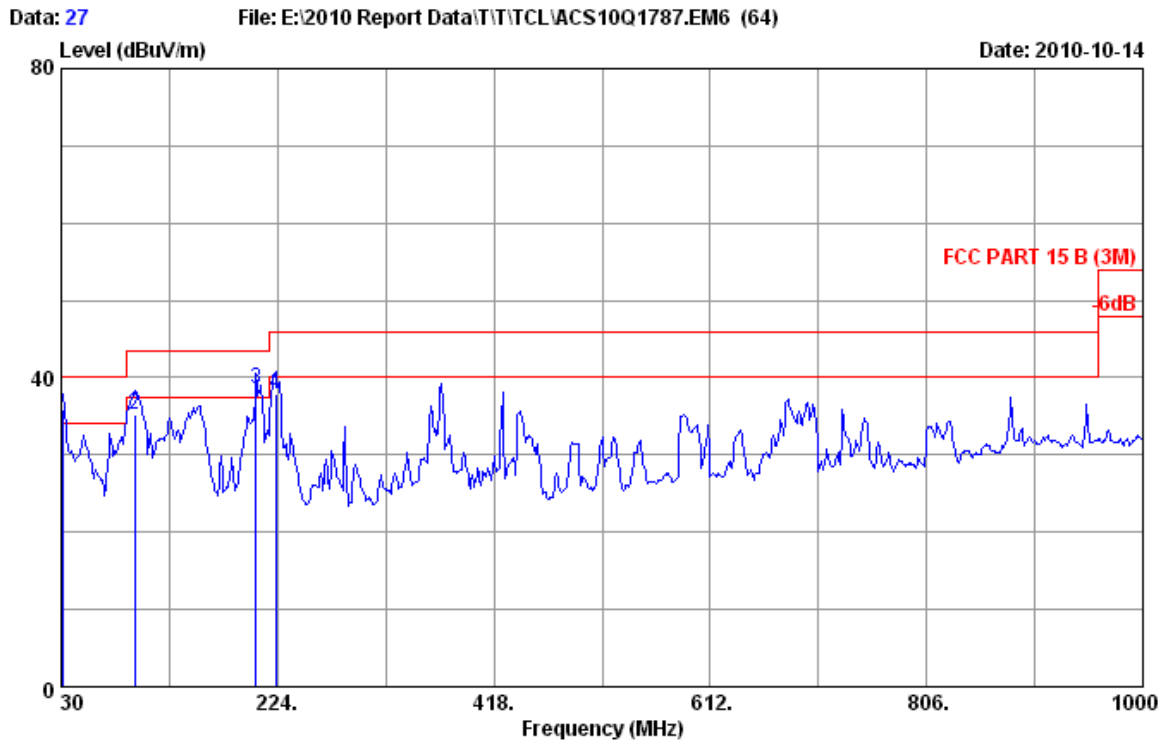
Remarks: 1. Emission Level= Antenna Factor + Cable Loss + Reading.
 2. The emission levels that are 20dB below the official limit are not reported.



Site no. : 3m Chamber Data no. : 28
 Dis. / Ant. : 3m 2010 CBL6111C Ant. pol. : HORIZONTAL
 Limit : FCC PART 15 B (3M)
 Env. / Ins. : 24°C/56% Engineer : Jolly_Xu
 EUT : LED TV M/N:LE55FHDX10TA
 Power rating : AC 120V/60Hz
 Test Mode : Running "H" Pattern And 1KHz Playing
 VGA:800*600@60Hz

No.	Freq. (MHz)	Ant. Factor (dB/m)	Cable Loss (dB)	Reading (dBuV)	Emission Level (dBuV/m)	Limits (dBuV/m)	Margin (dB)	Remark
1	204.055	10.08	1.75	25.50	37.33	43.50	6.17	QP
2	222.009	10.36	1.92	26.10	38.38	46.00	7.62	QP

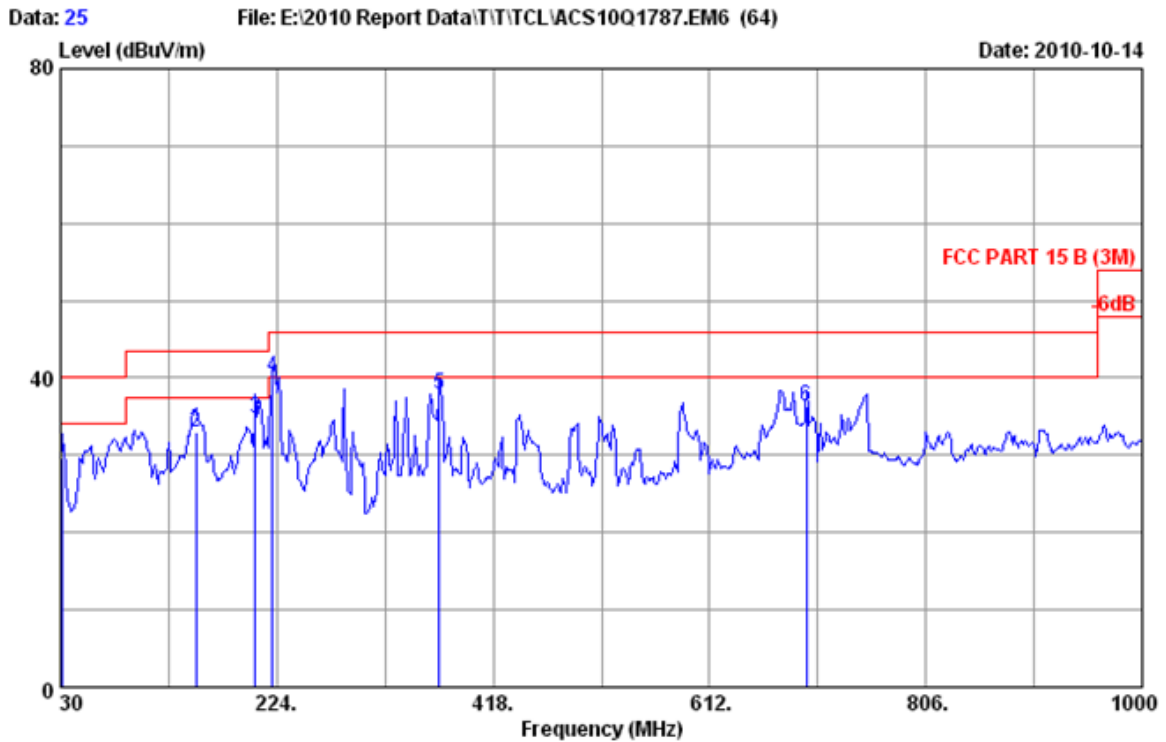
Remarks: 1. Emission Level= Antenna Factor + Cable Loss + Reading.
 2. The emission levels that are 20dB below the official limit are not reported.



Site no. : 3m Chamber Data no. : 27
 Dis. / Ant. : 3m 2010 CBL6111C Ant. pol. : VERTICAL
 Limit : FCC PART 15 B (3M)
 Env. / Ins. : 24°C/56% Engineer : Jolly_Xu
 EUT : LED TV M/N:LE55FHDX10TA
 Power rating : AC 120V/60Hz
 Test Mode : Running "H" Pattern And 1KHz Playing
 VGA:800*600@60Hz

No.	Freq. (MHz)	Ant. Factor (dB/m)	Cable Loss (dB)	Reading (dBUV)	Emission Level (dBUV/m)	Limits (dBUV/m)	Margin (dB)	Remark
1	31.522	18.88	0.63	16.30	35.81	40.00	4.19	QP
2	95.960	9.84	1.09	24.34	35.27	43.50	8.23	QP
3	204.600	10.10	1.76	26.70	38.56	43.50	4.94	QP
4	222.060	10.36	1.92	25.59	37.87	46.00	8.13	QP

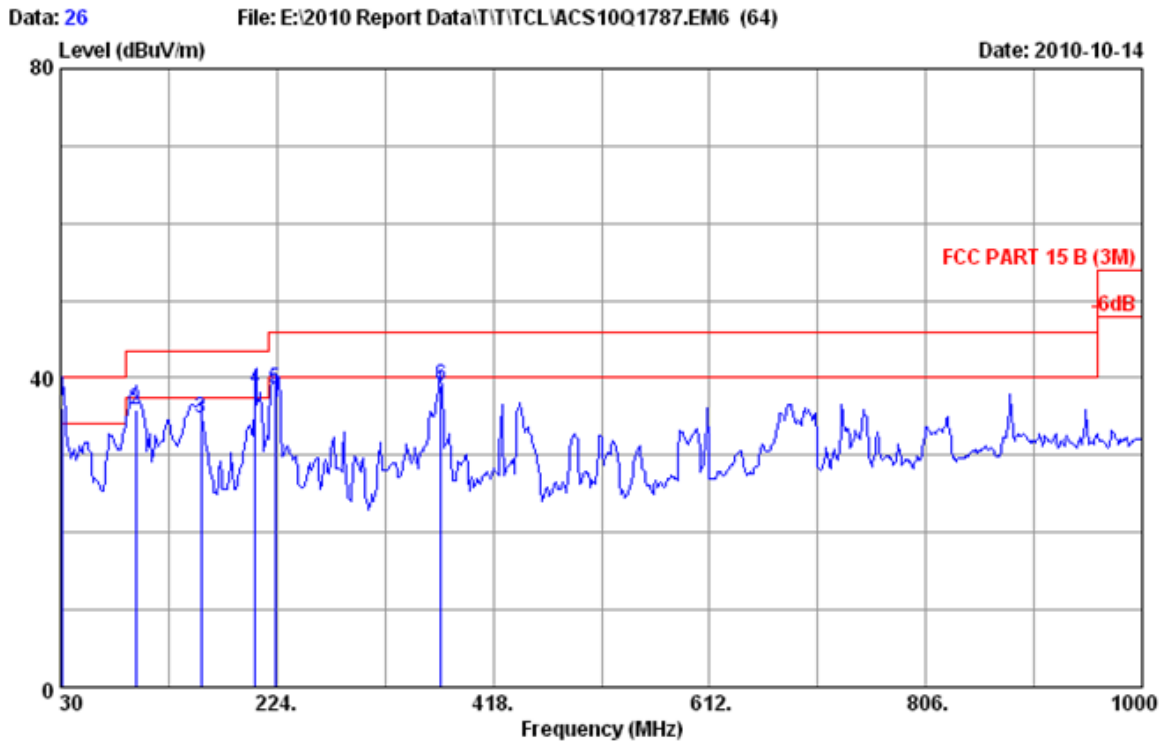
Remarks: 1. Emission Level= Antenna Factor + Cable Loss + Reading.
 2. The emission levels that are 20dB below the official limit are not reported.



Site no. : 3m Chamber Data no. : 25
 Dis. / Ant. : 3m 2010 CBL6111C Ant. pol. : HORIZONTAL
 Limit : FCC PART 15 B (3M)
 Env. / Ins. : 24°C/56% Engineer : Jolly_Xu
 EUT : LED TV M/N:LE55FHDX10TA
 Power rating : AC 120V/60Hz
 Test Mode : Running "H" Pattern And 1KHz Playing
 VGA:1024*768@60Hz

No.	Freq. (MHz)	Ant. Factor (dB/m)	Cable Loss (dB)	Reading (dBuV)	Emission Level (dBuV/m)	Limits (dBuV/m)	Margin (dB)	Remark
1	32.075	18.88	0.63	10.20	29.71	40.00	10.29	QP
2	151.228	11.54	1.15	20.30	32.99	43.50	10.51	QP
3	204.660	10.10	1.76	22.90	34.76	43.50	8.74	QP
4	220.362	10.20	1.90	28.00	40.10	46.00	5.90	QP
5	369.969	15.51	2.78	19.50	37.79	46.00	8.21	QP
6	699.129	20.80	4.50	11.10	36.40	46.00	9.60	QP

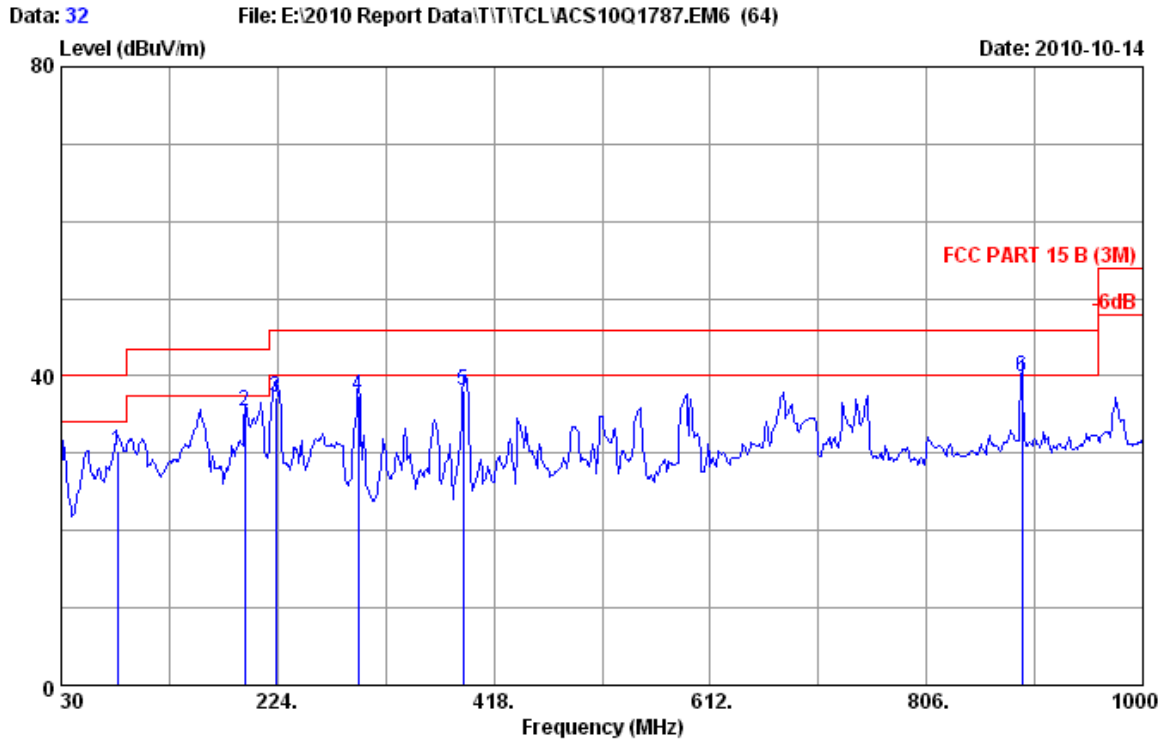
Remarks: 1. Emission Level= Antenna Factor + Cable Loss + Reading.
 2. The emission levels that are 20dB below the official limit are not reported.



Site no. : 3m Chamber Data no. : 26
 Dis. / Ant. : 3m 2010 CBL6111C Ant. pol. : VERTICAL
 Limit : FCC PART 15 B (3M)
 Env. / Ins. : 24°C/56% Engineer : Jolly_Xu
 EUT : LED TV M/N:LE55FHDX10TA
 Power rating : AC 120V/60Hz
 Test Mode : Running "H" Pattern And 1KHz Playing
 VGA:1024*768@60Hz

No.	Freq. (MHz)	Ant. Factor (dB/m)	Cable Loss (dB)	Reading (dBuV)	Emission Level (dBuV/m)	Limits (dBuV/m)	Margin (dB)	Remark
1	31.481	18.88	0.63	16.60	36.11	40.00	3.89	QP
2	97.574	10.12	1.11	24.60	35.83	43.50	7.67	QP
3	156.004	11.26	1.21	22.40	34.87	43.50	8.63	QP
4	204.569	10.10	1.76	26.70	38.56	43.50	4.94	QP
5	222.000	10.36	1.92	26.30	38.58	46.00	7.42	QP
6	371.440	15.52	2.79	20.70	39.01	46.00	6.99	QP

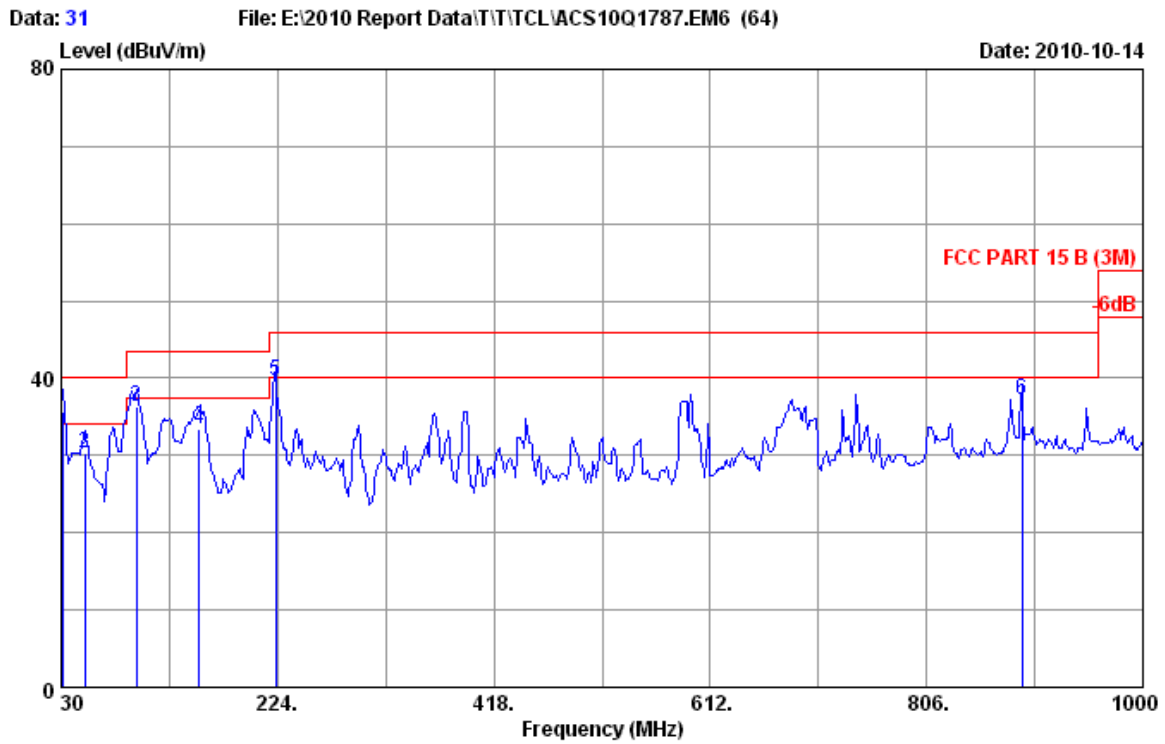
Remarks: 1. Emission Level= Antenna Factor + Cable Loss + Reading.
 2. The emission levels that are 20dB below the official limit are not reported.



Site no. : 3m Chamber Data no. : 32
 Dis. / Ant. : 3m 2010 CBL6111C Ant. pol. : HORIZONTAL
 Limit : FCC PART 15 B (3M)
 Env. / Ins. : 24°C/56% Engineer : Jolly_Xu
 EUT : LED TV M/N:LE55FHD X10TA
 Power rating : AC 120V/60Hz
 Test Mode : Running "H" Pattern And 1KHz Playing
 HDMI 1:1080P

No.	Freq. (MHz)	Ant. Factor (dB/m)	Cable Loss (dB)	Reading (dBuV)	Emission Level (dBuV/m)	Limits (dBuV/m)	Margin (dB)	Remark
1	80.408	7.80	0.99	21.50	30.29	40.00	9.71	QP
2	194.748	9.70	1.66	24.00	35.36	43.50	8.14	QP
3	222.000	10.36	1.92	25.00	37.28	46.00	8.72	QP
4	296.744	13.70	2.46	21.30	37.46	46.00	8.54	QP
5	390.818	16.31	2.87	18.90	38.08	46.00	7.92	QP
6	891.325	22.89	5.17	11.90	39.96	46.00	6.04	QP

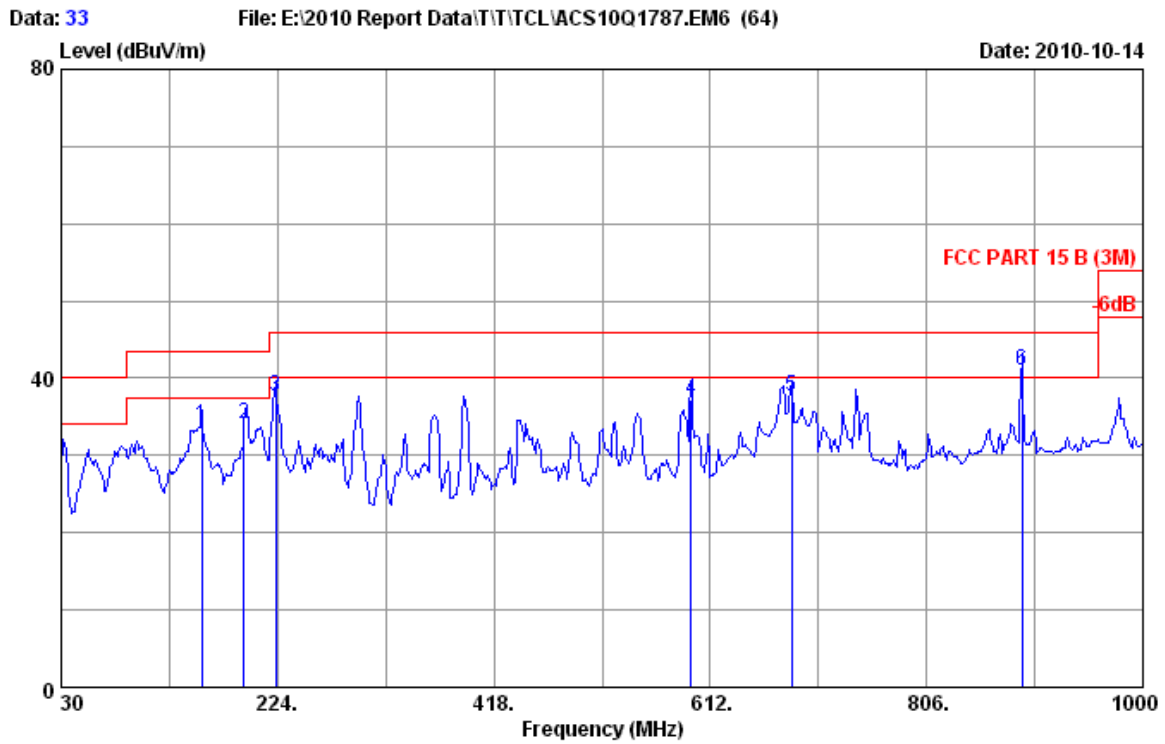
Remarks: 1. Emission Level= Antenna Factor + Cable Loss + Reading.
 2. The emission levels that are 20dB below the official limit are not reported.



Site no. : 3m Chamber Data no. : 31
 Dis. / Ant. : 3m 2010 CBL6111C Ant. pol. : VERTICAL
 Limit : FCC PART 15 B (3M)
 Env. / Ins. : 24°C/56% Engineer : Jolly_Xu
 EUT : LED TV M/N:LE55FHDX10TA
 Power rating : AC 120V/60Hz
 Test Mode : Running "H" Pattern And 1KHz Playing
 HDMI 1:1080P

No.	Freq. (MHz)	Ant. Factor (dB/m)	Cable Loss (dB)	Reading (dBuV)	Emission Level (dBuV/m)	Limits (dBuV/m)	Margin (dB)	Remark
1	31.404	19.44	0.62	15.70	35.76	40.00	4.24	QP
2	51.340	8.86	0.79	20.60	30.25	40.00	9.75	QP
3	97.485	10.12	1.11	25.20	36.43	43.50	7.07	QP
4	154.107	11.36	1.19	20.90	33.45	43.50	10.05	QP
5	222.009	10.36	1.92	27.40	39.68	46.00	6.32	QP
6	891.336	22.89	5.17	9.20	37.26	46.00	8.74	QP

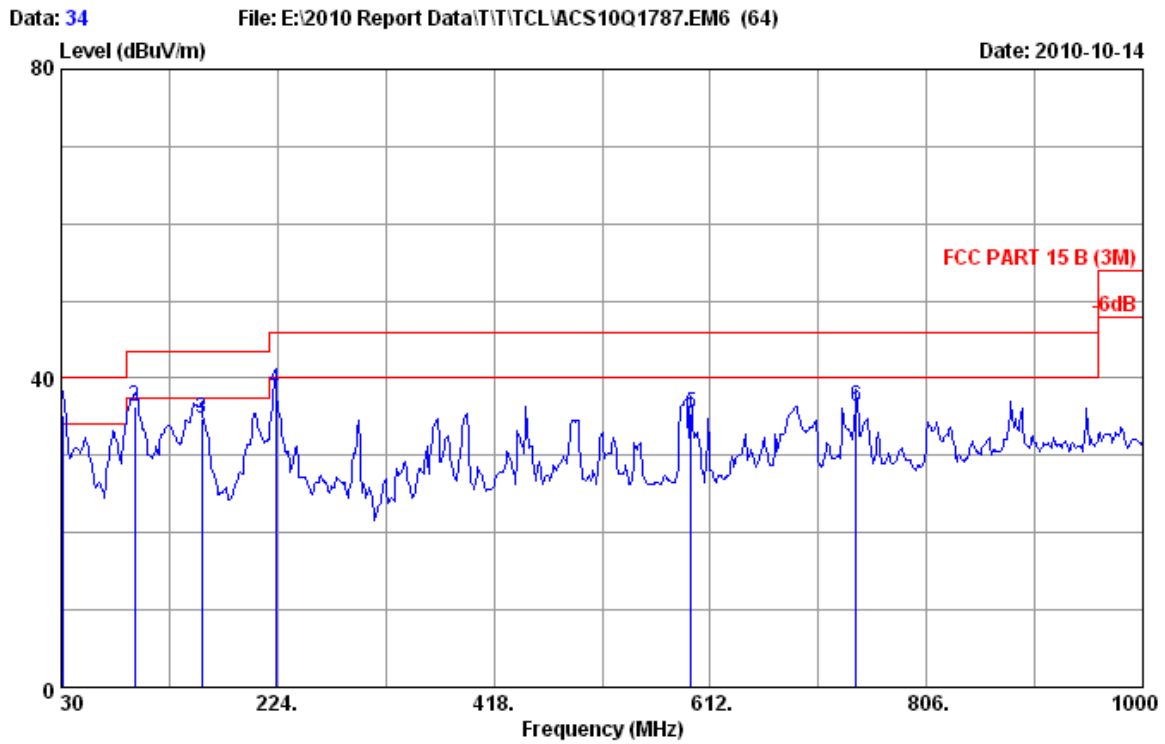
Remarks: 1. Emission Level= Antenna Factor + Cable Loss + Reading.
 2. The emission levels that are 20dB below the official limit are not reported.



Site no. : 3m Chamber Data no. : 33
 Dis. / Ant. : 3m 2010 CBL6111C Ant. pol. : HORIZONTAL
 Limit : FCC PART 15 B (3M)
 Env. / Ins. : 24°C/56% Engineer : Jolly_Xu
 EUT : LED TV M/N:LE55FHDX10TA
 Power rating : AC 120V/60Hz
 Test Mode : Running "H" Pattern And 1KHz Playing
 HDMI 2:1080P

No.	Freq. (MHz)	Ant. Factor (dB/m)	Cable Loss (dB)	Reading (dBuV)	Emission Level (dBuV/m)	Limits (dBuV/m)	Margin (dB)	Remark
1	156.007	11.26	1.21	21.30	33.77	43.50	9.73	QP
2	194.163	9.64	1.65	22.70	33.99	43.50	9.51	QP
3	222.007	10.36	1.92	25.30	37.58	46.00	8.42	QP
4	594.517	19.85	4.09	13.29	37.23	46.00	8.77	QP
5	684.711	20.75	4.44	12.40	37.59	46.00	8.41	QP
6	891.326	22.89	5.17	13.00	41.06	46.00	4.94	QP

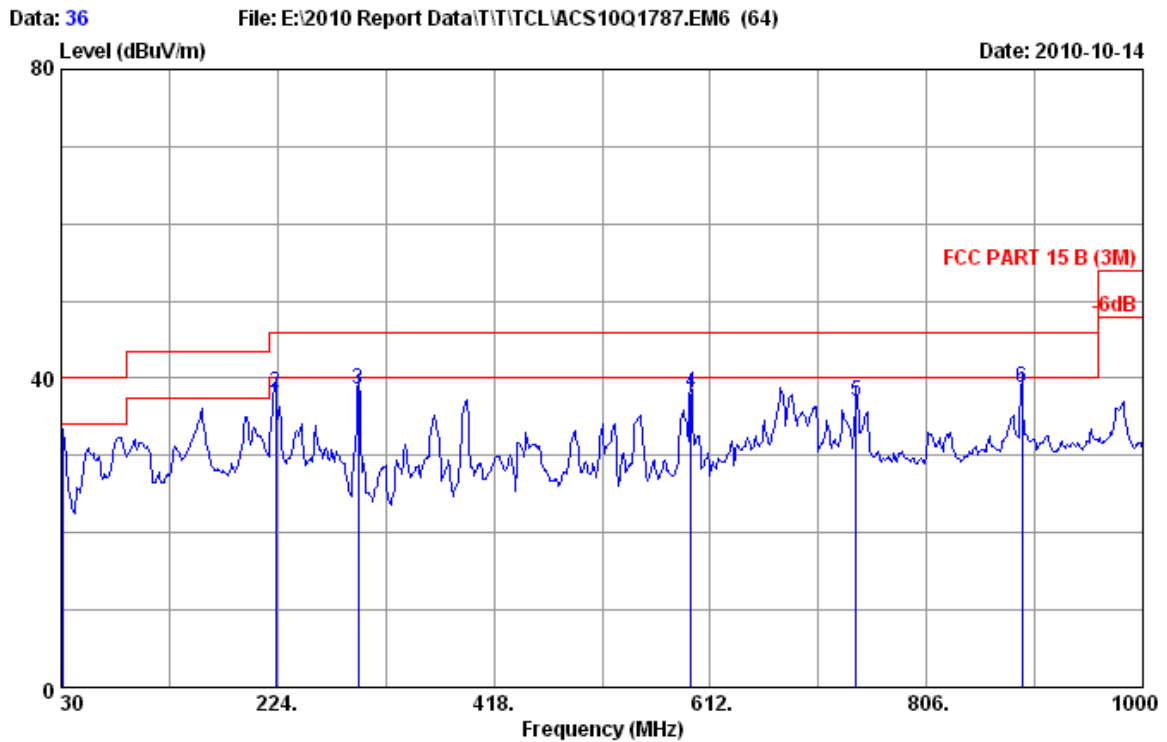
Remarks: 1. Emission Level= Antenna Factor + Cable Loss + Reading.
 2. The emission levels that are 20dB below the official limit are not reported.



Site no. : 3m Chamber Data no. : 34
 Dis. / Ant. : 3m 2010 CBL6111C Ant. pol. : VERTICAL
 Limit : FCC PART 15 B (3M)
 Env. / Ins. : 24°C/56% Engineer : Jolly_Xu
 EUT : LED TV M/N:LE55FHDX10TA
 Power rating : AC 120V/60Hz
 Test Mode : Running "H" Pattern And 1KHz Playing
 HDMI 2:1080P

No.	Freq. (MHz)	Ant. Factor (dB/m)	Cable Loss (dB)	Reading (dBuV)	Emission Level (dBuV/m)	Limits (dBuV/m)	Margin (dB)	Remark
1	31.532	18.88	0.63	15.80	35.31	40.00	4.69	QP
2	95.648	9.84	1.09	25.30	36.23	43.50	7.27	QP
3	156.025	11.26	1.21	22.40	34.87	43.50	8.63	QP
4	222.013	10.36	1.92	26.30	38.58	46.00	7.42	QP
5	594.524	19.85	4.09	11.59	35.53	46.00	10.47	QP
6	742.815	21.86	4.67	9.90	36.43	46.00	9.57	QP

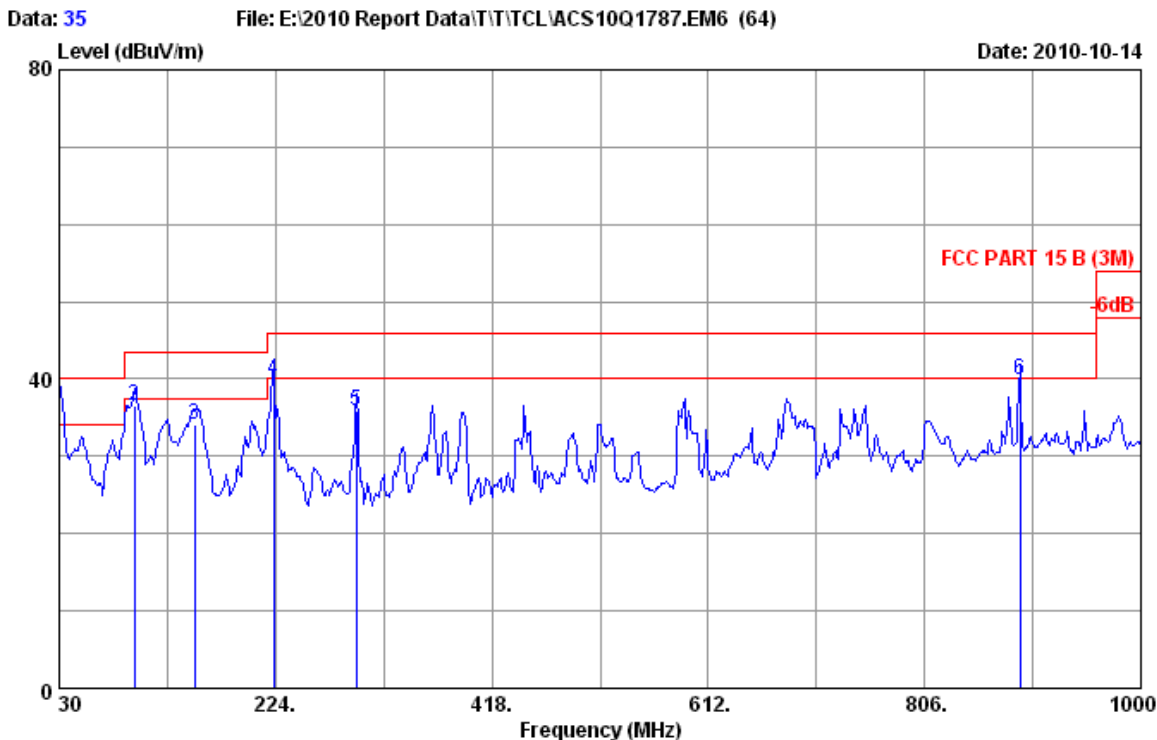
Remarks: 1. Emission Level= Antenna Factor + Cable Loss + Reading.
 2. The emission levels that are 20dB below the official limit are not reported.



Site no. : 3m Chamber Data no. : 36
 Dis. / Ant. : 3m 2010 CBL6111C Ant. pol. : HORIZONTAL
 Limit : FCC PART 15 B (3M)
 Env. / Ins. : 24°C/56% Engineer : Jolly_Xu
 EUT : LED TV M/N:LE55FHDX10TA
 Power rating : AC 120V/60Hz
 Test Mode : Running "H" Pattern And 1KHz Playing
 HDMI 3:1080P

No.	Freq. (MHz)	Ant. Factor (dB/m)	Cable Loss (dB)	Reading (dBUV)	Emission Level (dBUV/m)	Limits (dBUV/m)	Margin (dB)	Remark
1	31.499	18.88	0.63	11.90	31.41	40.00	8.59	QP
2	222.000	10.36	1.92	25.80	38.08	46.00	7.92	QP
3	296.536	13.70	2.46	22.40	38.56	46.00	7.44	QP
4	594.524	19.85	4.09	14.09	38.03	46.00	7.97	QP
5	742.926	21.86	4.67	10.50	37.03	46.00	8.97	QP
6	891.336	22.89	5.17	10.60	38.66	46.00	7.34	QP

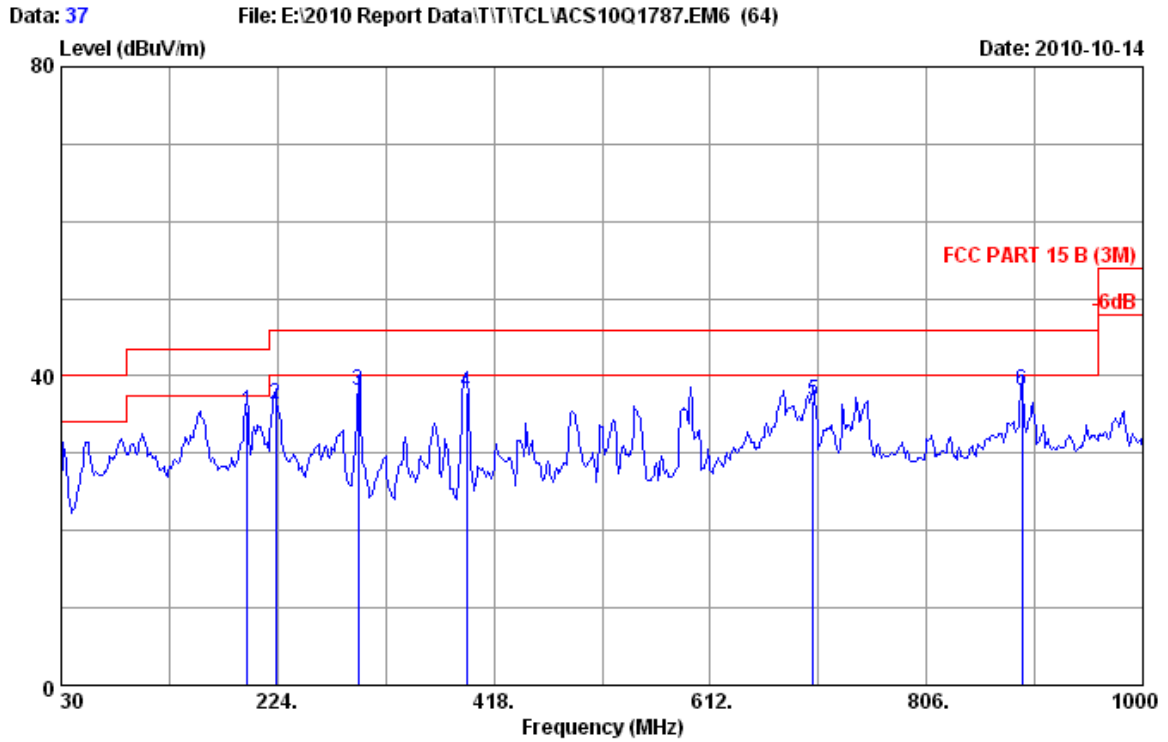
Remarks: 1. Emission Level= Antenna Factor + Cable Loss + Reading.
 2. The emission levels that are 20dB below the official limit are not reported.



Site no. : 3m Chamber Data no. : 35
 Dis. / Ant. : 3m 2010 CBL6111C Ant. pol. : VERTICAL
 Limit : FCC PART 15 B (3M)
 Env. / Ins. : 24°C/56% Engineer : Jolly_Xu
 EUT : LED TV M/N:LE55FHDX10TA
 Power rating : AC 120V/60Hz
 Test Mode : Running "H" Pattern And 1KHz Playing
 HDMI 3:1080P

No.	Freq. (MHz)	Ant. Factor (dB/m)	Cable Loss (dB)	Reading (dBuV)	Emission Level (dBuV/m)	Limits (dBuV/m)	Margin (dB)	Remark
1	30.744	19.44	0.62	15.90	35.96	40.00	4.04	QP
2	97.228	9.98	1.10	25.50	36.58	43.50	6.92	QP
3	151.226	11.54	1.15	21.50	34.19	43.50	9.31	QP
4	222.011	10.36	1.92	27.60	39.88	46.00	6.12	QP
5	296.727	13.70	2.46	19.80	35.96	46.00	10.04	QP
6	891.318	22.89	5.17	11.90	39.96	46.00	6.04	QP

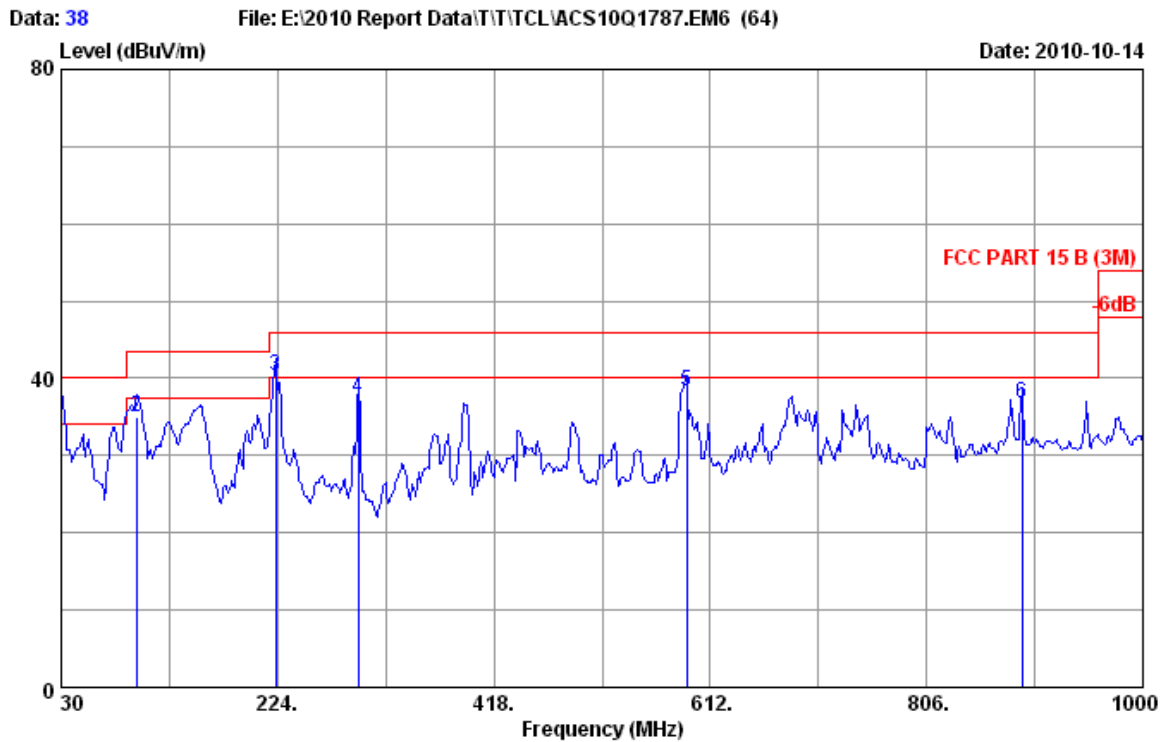
Remarks: 1. Emission Level= Antenna Factor + Cable Loss + Reading.
 2. The emission levels that are 20dB below the official limit are not reported.



Site no. : 3m Chamber Data no. : 37
 Dis. / Ant. : 3m 2010 CBL6111C Ant. pol. : HORIZONTAL
 Limit : FCC PART 15 B (3M)
 Env. / Ins. : 24°C/56% Engineer : Jolly_Xu
 EUT : LED TV M/N:LE55FHDX10TA
 Power rating : AC 120V/60Hz
 Test Mode : Running "H" Pattern And 1KHz Playing
 HDMI 4:1080P

No.	Freq. (MHz)	Ant. Factor (dB/m)	Cable Loss (dB)	Reading (dBuV)	Emission Level (dBuV/m)	Limits (dBuV/m)	Margin (dB)	Remark
1	196.744	9.82	1.69	24.00	35.51	43.50	7.99	QP
2	222.005	10.36	1.92	24.00	36.28	46.00	9.72	QP
3	296.709	13.70	2.46	21.90	38.06	46.00	7.94	QP
4	393.716	16.34	2.88	18.70	37.92	46.00	8.08	QP
5	704.118	20.76	4.52	11.40	36.68	46.00	9.32	QP
6	891.328	22.89	5.17	10.00	38.06	46.00	7.94	QP

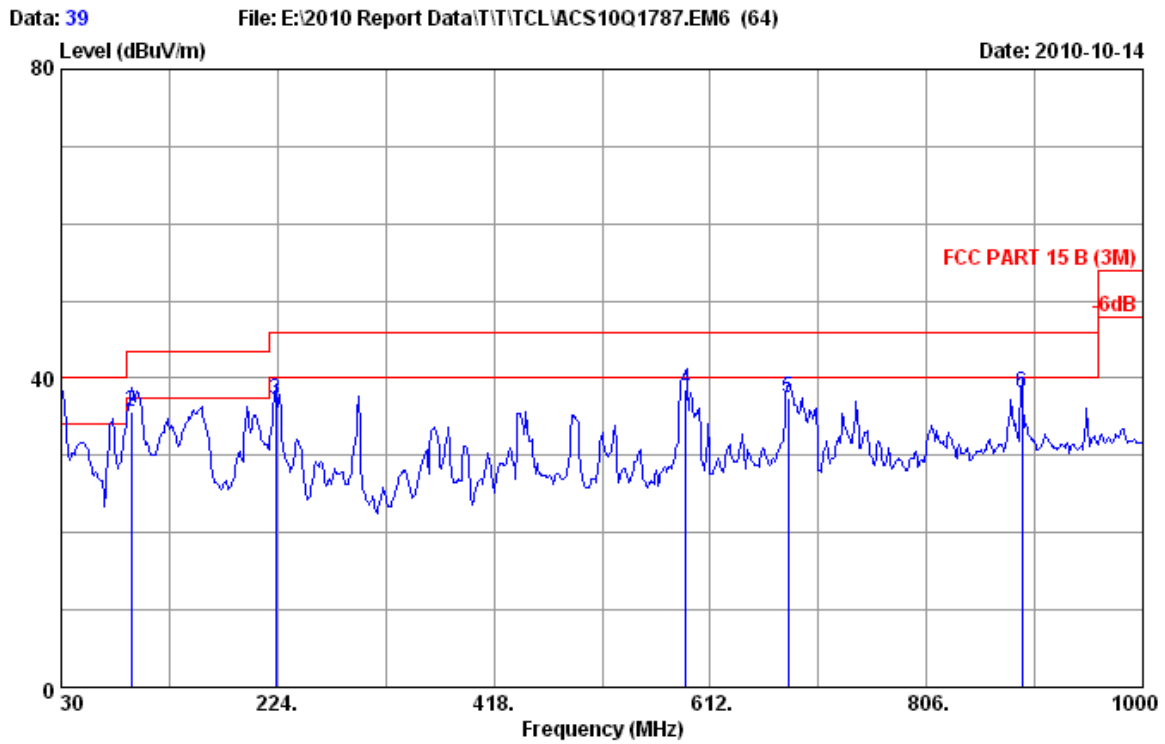
Remarks: 1. Emission Level= Antenna Factor + Cable Loss + Reading.
 2. The emission levels that are 20dB below the official limit are not reported.



Site no. : 3m Chamber Data no. : 38
 Dis. / Ant. : 3m 2010 CBL6111C Ant. pol. : VERTICAL
 Limit : FCC PART 15 B (3M)
 Env. / Ins. : 24°C/56% Engineer : Jolly_Xu
 EUT : LED TV M/N:LE55FHDX10TA
 Power rating : AC 120V/60Hz
 Test Mode : Running "H" Pattern And 1KHz Playing
 HDMI 4:1080P

No.	Freq. (MHz)	Ant. Factor (dB/m)	Cable Loss (dB)	Reading (dBUV)	Emission Level (dBUV/m)	Limits (dBUV/m)	Margin (dB)	Remark
1	30.722	19.44	0.62	15.50	35.56	40.00	4.44	QP
2	97.496	10.12	1.11	23.80	35.03	43.50	8.47	QP
3	222.060	10.36	1.92	28.10	40.38	46.00	5.62	QP
4	296.716	13.70	2.46	21.20	37.36	46.00	8.64	QP
5	590.646	19.81	4.06	14.40	38.27	46.00	7.73	QP
6	891.328	22.89	5.17	8.60	36.66	46.00	9.34	QP

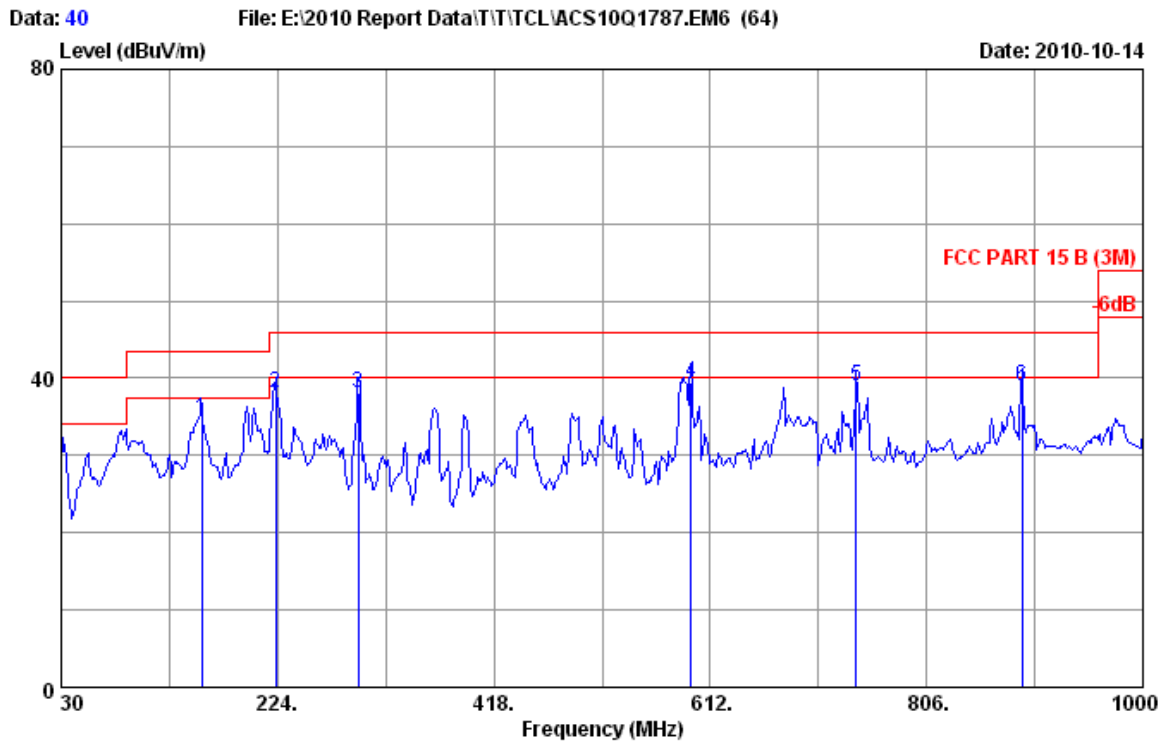
Remarks: 1. Emission Level= Antenna Factor + Cable Loss + Reading.
 2. The emission levels that are 20dB below the official limit are not reported.



Site no. : 3m Chamber Data no. : 39
 Dis. / Ant. : 3m 2010 CBL6111C Ant. pol. : VERTICAL
 Limit : FCC PART 15 B (3M)
 Env. / Ins. : 24°C/56% Engineer : Jolly_Xu
 EUT : LED TV M/N:LE55FHDX10TA
 Power rating : AC 120V/60Hz
 Test Mode : Running "H" Pattern And 1KHz Playing
 HDMI 5:1080P

No.	Freq. (MHz)	Ant. Factor (dB/m)	Cable Loss (dB)	Reading (dBuV)	Emission Level (dBuV/m)	Limits (dBuV/m)	Margin (dB)	Remark
1	30.488	19.44	0.62	15.30	35.36	40.00	4.64	QP
2	93.009	9.46	1.07	25.10	35.63	43.50	7.87	QP
3	222.012	10.36	1.92	24.90	37.18	46.00	8.82	QP
4	590.452	19.81	4.06	14.70	38.57	46.00	7.43	QP
5	681.748	20.72	4.43	12.30	37.45	46.00	8.55	QP
6	891.333	22.89	5.17	10.00	38.06	46.00	7.94	QP

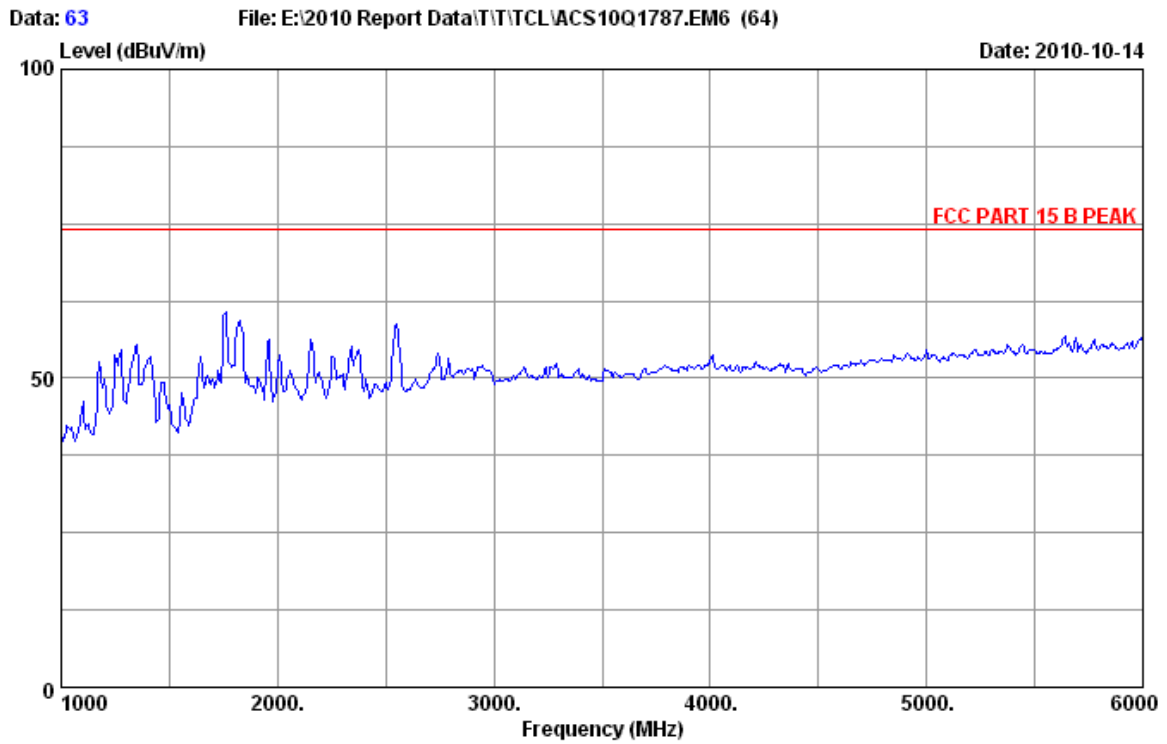
Remarks: 1. Emission Level= Antenna Factor + Cable Loss + Reading.
 2. The emission levels that are 20dB below the official limit are not reported.



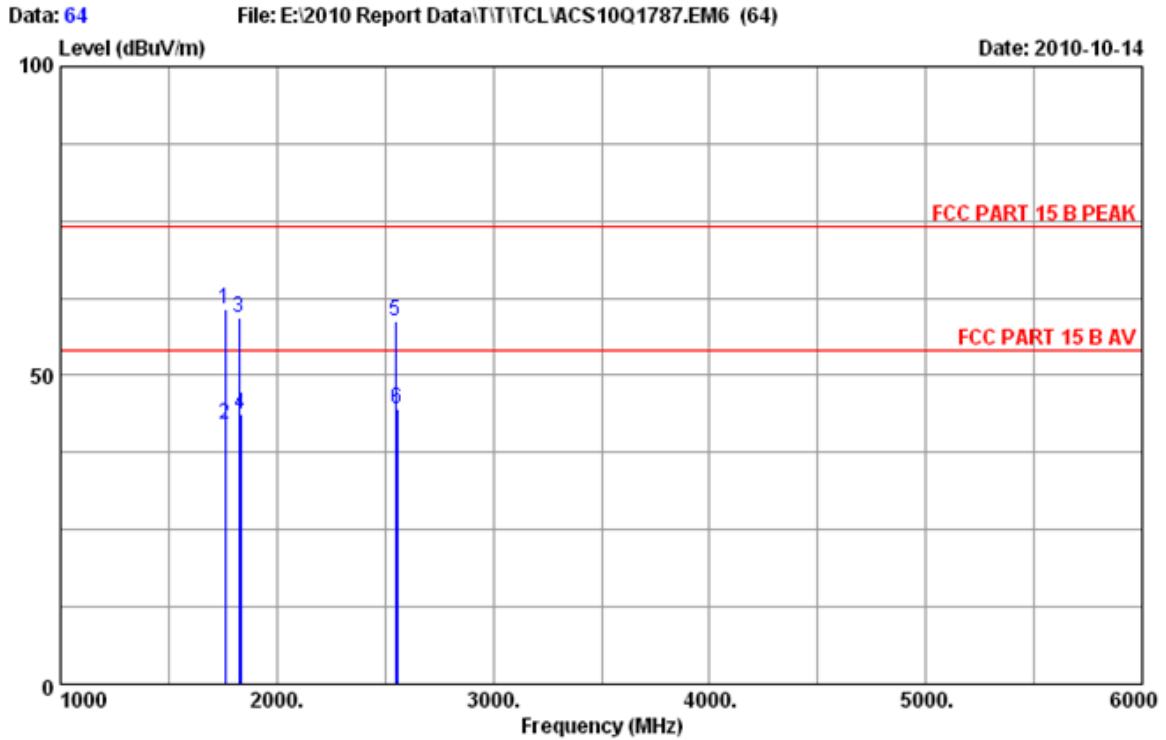
Site no. : 3m Chamber Data no. : 40
 Dis. / Ant. : 3m 2010 CBL6111C Ant. pol. : HORIZONTAL
 Limit : FCC PART 15 B (3M)
 Env. / Ins. : 24°C/56% Engineer : Jolly_Xu
 EUT : LED TV M/N:LE55FHDX10TA
 Power rating : AC 120V/60Hz
 Test Mode : Running "H" Pattern And 1KHz Playing
 HDMI 5:1080P

No.	Freq. (MHz)	Ant. Factor (dB/m)	Cable Loss (dB)	Reading (dBuV)	Emission Level (dBuV/m)	Limits (dBuV/m)	Margin (dB)	Remark
1	156.099	11.26	1.21	22.20	34.67	43.50	8.83	QP
2	222.018	10.36	1.92	25.90	38.18	46.00	7.82	QP
3	296.729	13.70	2.46	21.90	38.06	46.00	7.94	QP
4	594.526	19.85	4.09	15.49	39.43	46.00	6.57	QP
5	742.928	21.86	4.67	12.50	39.03	46.00	6.97	QP
6	891.338	22.89	5.17	11.00	39.06	46.00	6.94	QP

Remarks: 1. Emission Level= Antenna Factor + Cable Loss + Reading.
 2. The emission levels that are 20dB below the official limit are not reported.



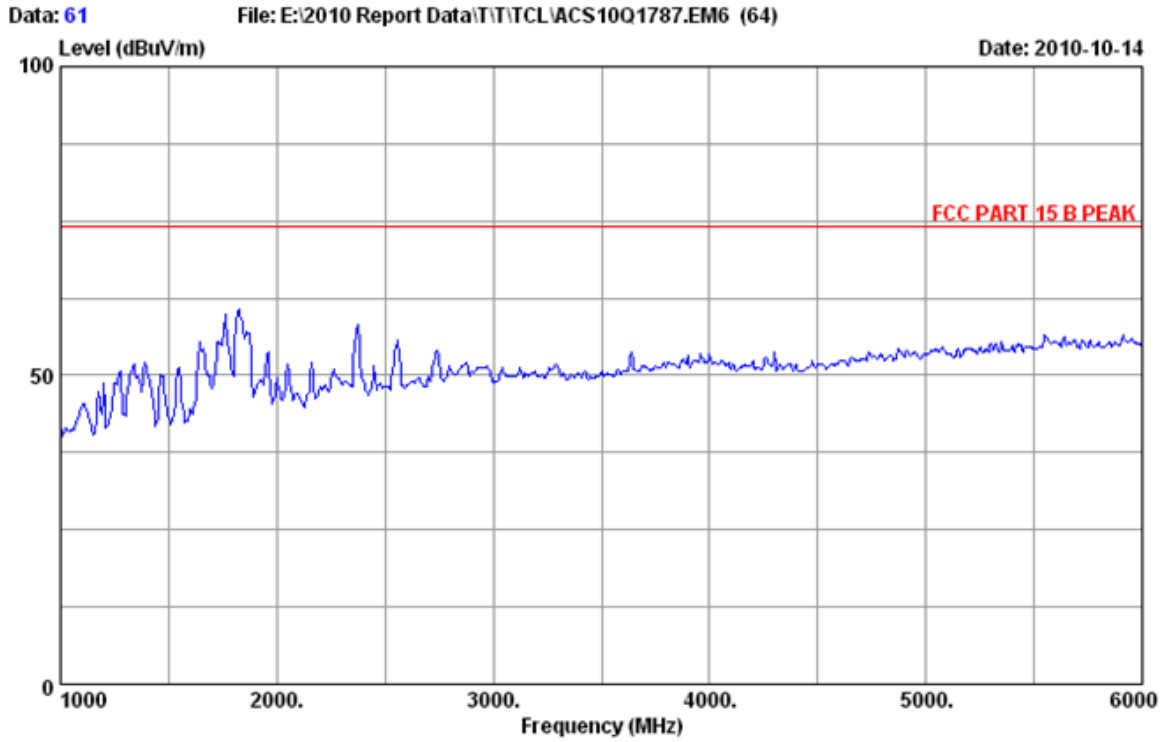
Site no. : 3m Chamber Data no. : 63
Dis. / Ant. : 3m 2009 3115 Ant. pol. : HORIZONTAL
Limit : FCC PART 15 B PEAK
Env. / Ins. : 24°C/56% Engineer : Jolly_Xu
EUT : LED TV M/N:LE55FHDX10TA
Power Rating : AC 120V/60Hz
Test Mode : Running "H" Pattern And 1KHz Playing
VGA:1024*768@60Hz



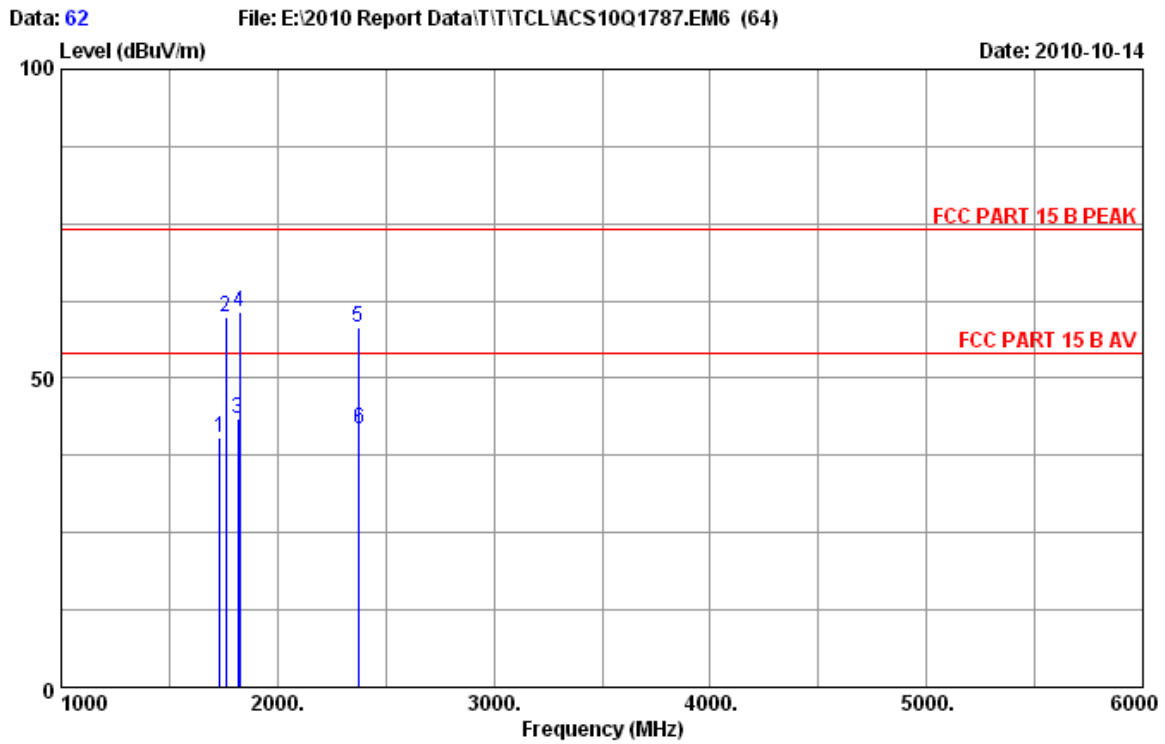
Site no. : 3m Chamber Data no. : 64
 Dis. / Ant. : 3m 2009 3115 Ant. pol. : HORIZONTAL
 Limit : FCC PART 15 B PEAK
 Env. / Ins. : 24°C/56% Engineer : Jolly_Xu
 EUT : LED TV M/N:LE55FHDX10TA
 Power Rating : AC 120V/60Hz
 Test Mode : Running "H" Pattern And 1KHz Playing
 VGA:1024*768@60Hz

No.	Freq. (MHz)	Ant. Factor (dB/m)	Cable Loss (dB)	AMP factor (dBuV)	Reading (dBuV/m)	Emission Level (dBuV/m)	Limits (dB)	Margin (dB)	Remark
1	1760.000	25.79	5.00	34.75	64.55	60.59	74.00	13.41	Peak
2	1761.870	25.79	5.00	34.75	45.89	41.93	54.00	12.07	Average
3	1825.000	25.93	5.09	34.56	63.01	59.47	74.00	14.53	Peak
4	1830.810	25.93	5.09	34.56	47.24	43.70	54.00	10.30	Average
5	2550.000	29.46	6.07	33.82	57.00	58.71	74.00	15.29	Peak
6	2557.400	29.51	6.09	33.82	42.80	44.58	54.00	9.42	Average

Remarks: 1. Emission Level= Antenna Factor + Cable Loss + Reading - Amp Factor
 2. The emission levels that are 20dB below the official limit are not reported.



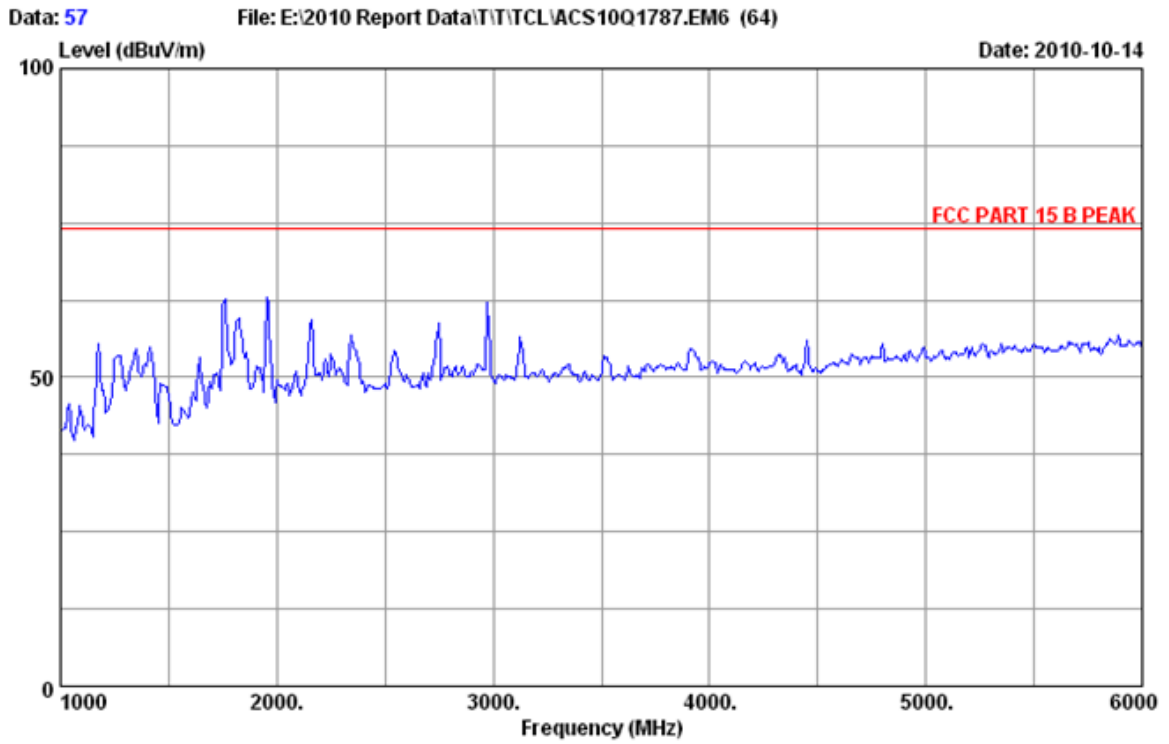
Site no. : 3m Chamber Data no. : 61
Dis. / Ant. : 3m 2009 3115 Ant. pol. : VERTICAL
Limit : FCC PART 15 B PEAK
Env. / Ins. : 24°C/56% Engineer : Jolly_Xu
EUT : LED TV M/N:LE55FHDX10TA
Power Rating : AC 120V/60Hz
Test Mode : Running "H" Pattern And 1KHz Playing
VGA:1024*768@60Hz



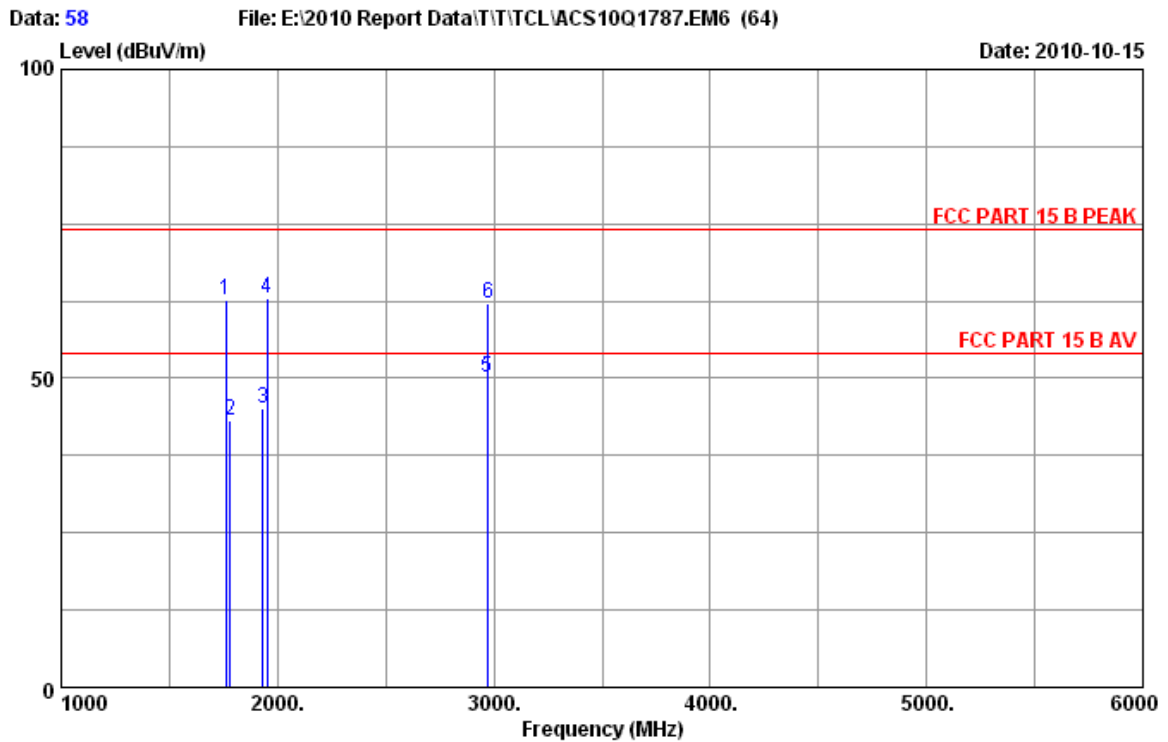
Site no. : 3m Chamber Data no. : 62
 Dis. / Ant. : 3m 2009 3115 Ant. pol. : VERTICAL
 Limit : FCC PART 15 B PEAK
 Env. / Ins. : 24°C/56% Engineer : Jolly_Xu
 EUT : LED TV M/N:LE55FHDX10TA
 Power Rating : AC 120V/60Hz
 Test Mode : Running "H" Pattern And 1KHz Playing
 VGA:1024*768@60Hz

No.	Freq. (MHz)	Ant. Factor (dB/m)	Cable Loss (dB)	AMP factor (dBuV)	Reading (dBuV/m)	Emission Level (dBuV/m)	Limits (dB)	Margin (dB)	Remark
1	1735.100	25.71	4.95	34.81	44.47	40.32	54.00	13.68	Average
2	1760.000	25.79	5.00	34.75	63.73	59.77	74.00	14.23	Peak
3	1818.600	25.90	5.07	34.56	47.12	43.53	54.00	10.47	Average
4	1825.000	25.93	5.09	34.56	64.18	60.64	74.00	13.36	Peak
5	2375.000	28.58	5.83	33.91	57.58	58.08	74.00	15.92	Peak
6	2375.400	28.58	5.83	33.91	41.18	41.68	54.00	12.32	Average

Remarks: 1. Emission Level= Antenna Factor + Cable Loss + Reading - Amp Factor
 2. The emission levels that are 20dB below the official limit are not reported.



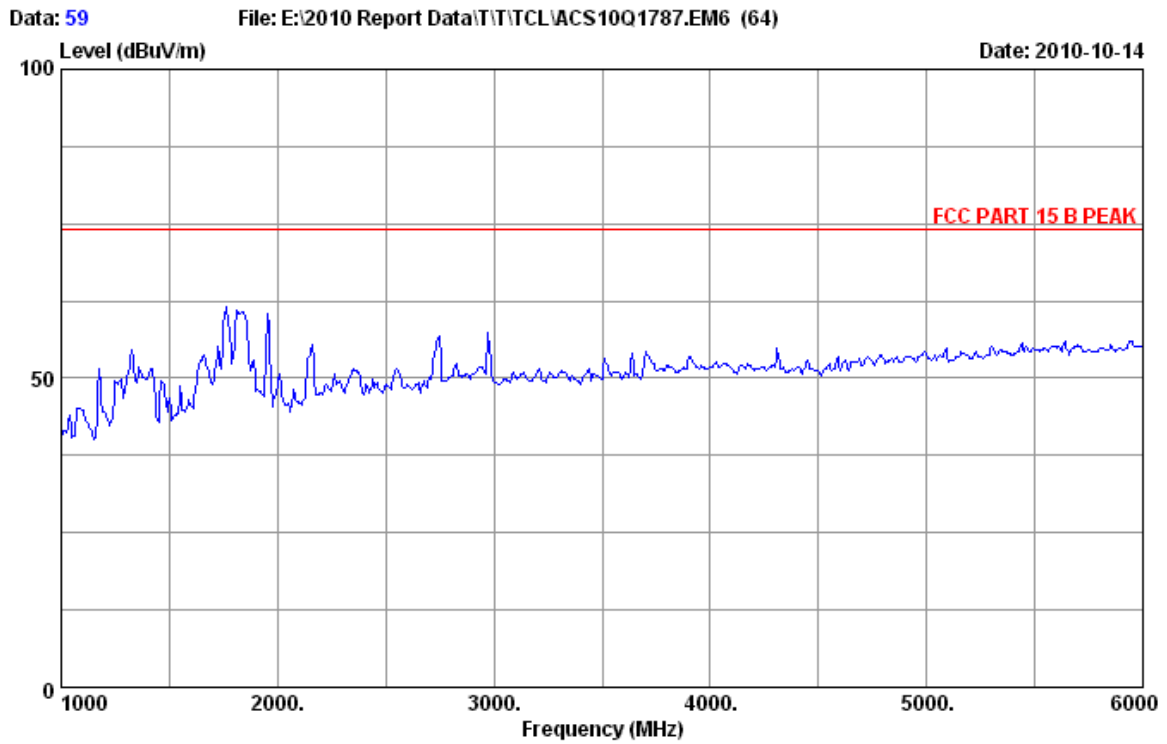
Site no. : 3m Chamber Data no. : 57
Dis. / Ant. : 3m 2009 3115 Ant. pol. : HORIZONTAL
Limit : FCC PART 15 B PEAK
Env. / Ins. : 24°C/56% Engineer : Jolly_Xu
EUT : LED TV M/N:LE55FHDX10TA
Power Rating : AC 120V/60Hz
Test Mode : Running "H" Pattern And 1KHz Playing
HDMI 1:1080P



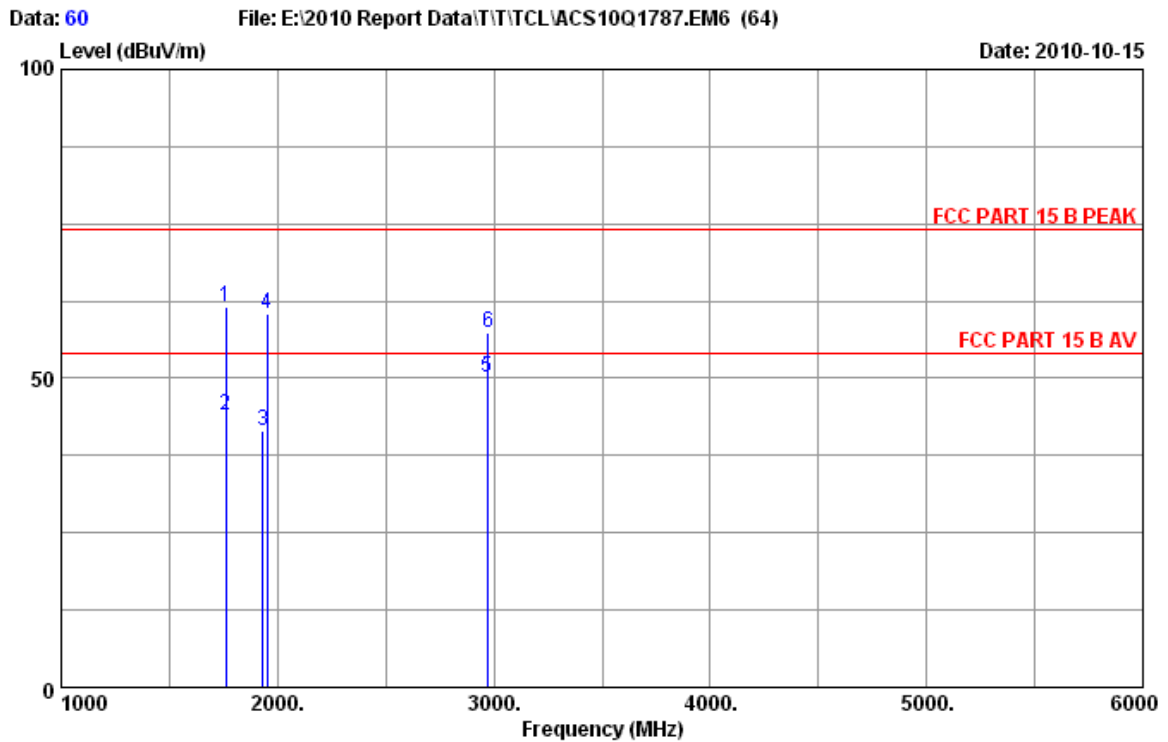
Site no. : 3m Chamber Data no. : 58
 Dis. / Ant. : 3m 2009 3115 Ant. pol. : HORIZONTAL
 Limit : FCC PART 15 B PEAK
 Env. / Ins. : 24°C/56% Engineer : Jolly_Xu
 EUT : LED TV M/N:LE55FHDX10TA
 Power Rating : AC 120V/60Hz
 Test Mode : Running "H" Pattern And 1KHz Playing
 HDMI 1:1080P

No.	Freq. (MHz)	Ant. Factor (dB/m)	Cable Loss (dB)	AMP factor (dBUV)	Reading (dBUV/m)	Emission Level (dBUV/m)	Limits (dB)	Margin (dB)	Remark
1	1760.000	25.79	5.00	34.75	66.58	62.62	74.00	11.38	Peak
2	1782.100	25.82	5.02	34.68	46.99	43.15	54.00	10.85	Average
3	1930.500	26.15	5.23	34.29	47.93	45.02	54.00	8.98	Average
4	1950.000	26.19	5.26	34.23	65.80	63.02	74.00	10.98	Peak
5	2970.000	30.79	6.64	33.61	46.40	50.22	54.00	3.78	Average
6	2975.000	30.79	6.64	33.61	58.38	62.20	74.00	11.80	Peak

Remarks: 1. Emission Level= Antenna Factor + Cable Loss + Reading - Amp Factor
 2. The emission levels that are 20dB below the official limit are not reported.



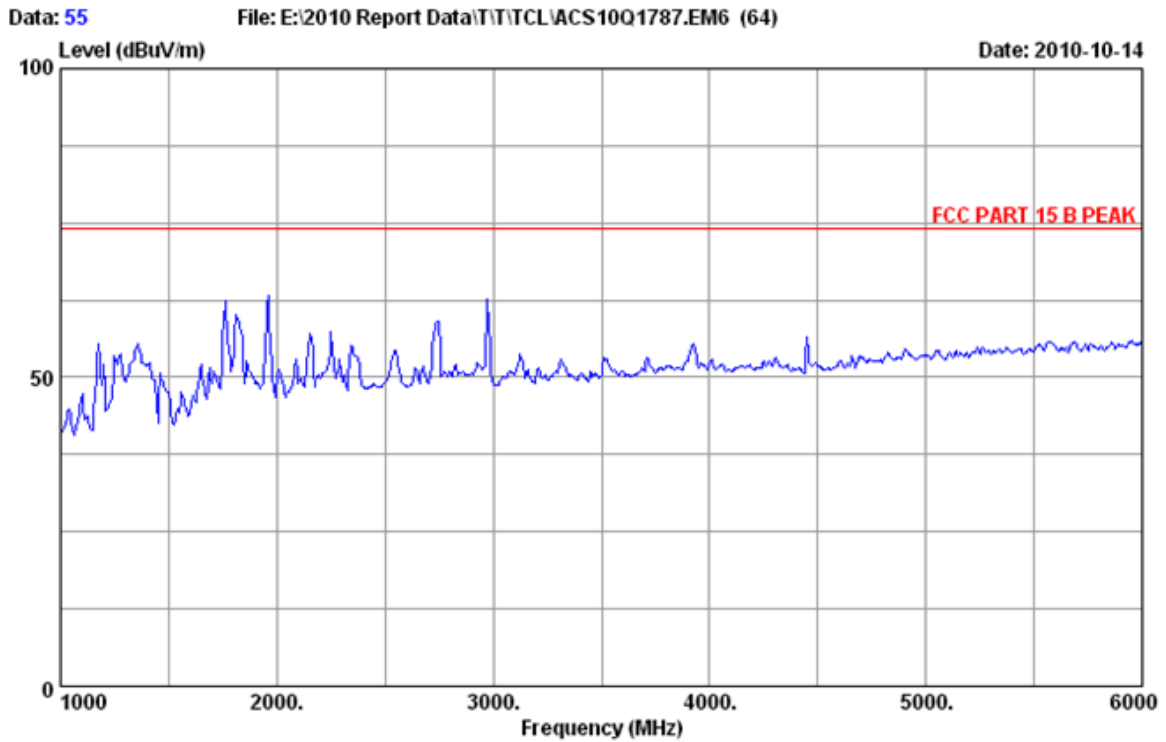
Site no. : 3m Chamber Data no. : 59
Dis. / Ant. : 3m 2009 3115 Ant. pol. : VERTICAL
Limit : FCC PART 15 B PEAK
Env. / Ins. : 24°C/56% Engineer : Jolly_Xu
EUT : LED TV M/N:LE55FHDX10TA
Power Rating : AC 120V/60Hz
Test Mode : Running "H" Pattern And 1KHz Playing
HDMI 1:1080P



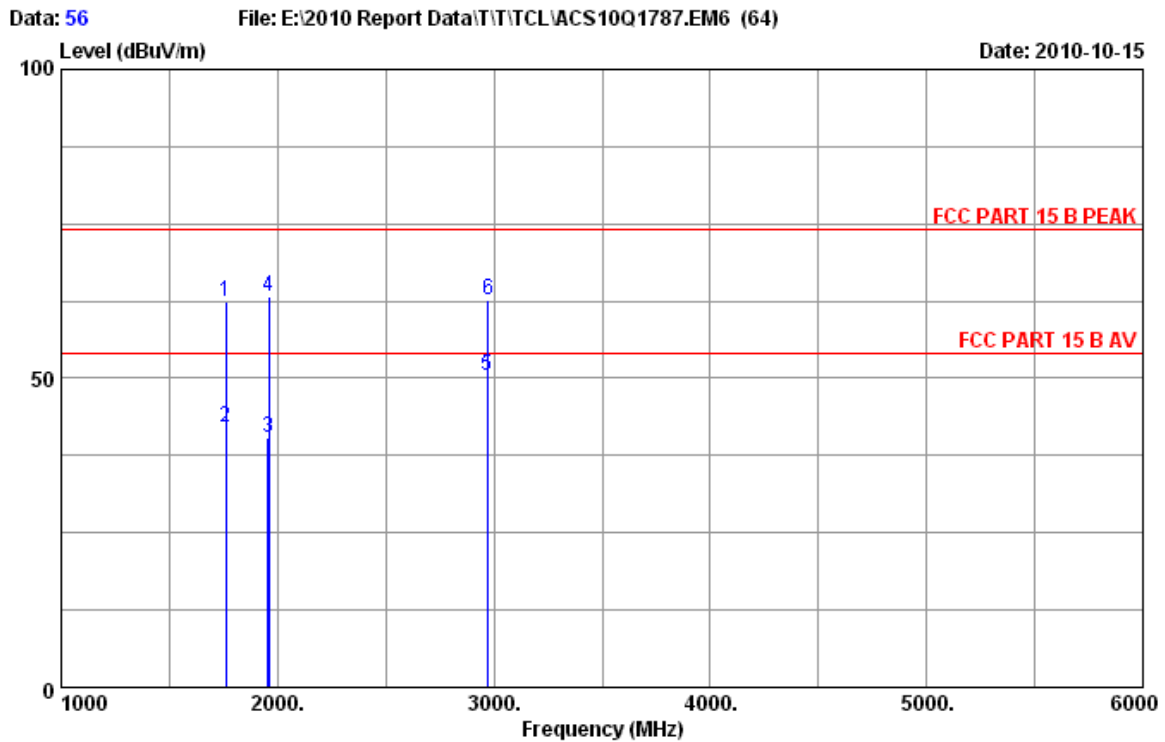
Site no. : 3m Chamber Data no. : 60
 Dis. / Ant. : 3m 2009 3115 Ant. pol. : VERTICAL
 Limit : FCC PART 15 B PEAK
 Env. / Ins. : 24°C/56% Engineer : Jolly_Xu
 EUT : LED TV M/N:LE55FHDX10TA
 Power Rating : AC 120V/60Hz
 Test Mode : Running "H" Pattern And 1KHz Playing
 HDMI 1:1080P

No.	Freq. (MHz)	Ant. Factor (dB/m)	Cable Loss (dB)	AMP factor (dBuV)	Reading (dBuV/m)	Emission Level (dBuV/m)	Limits (dB)	Margin (dB)	Remark
1	1760.000	25.79	5.00	34.75	65.46	61.50	74.00	12.50	Peak
2	1762.400	25.79	5.00	34.75	47.85	43.89	54.00	10.11	Average
3	1930.500	26.15	5.23	34.29	44.40	41.49	54.00	12.51	Average
4	1950.000	26.19	5.26	34.23	63.32	60.54	74.00	13.46	Peak
5	2970.000	30.79	6.64	33.61	46.21	50.03	54.00	3.97	Average
6	2975.000	30.79	6.64	33.61	53.60	57.42	74.00	16.58	Peak

Remarks: 1. Emission Level= Antenna Factor + Cable Loss + Reading - Amp Factor
 2. The emission levels that are 20dB below the official limit are not reported.



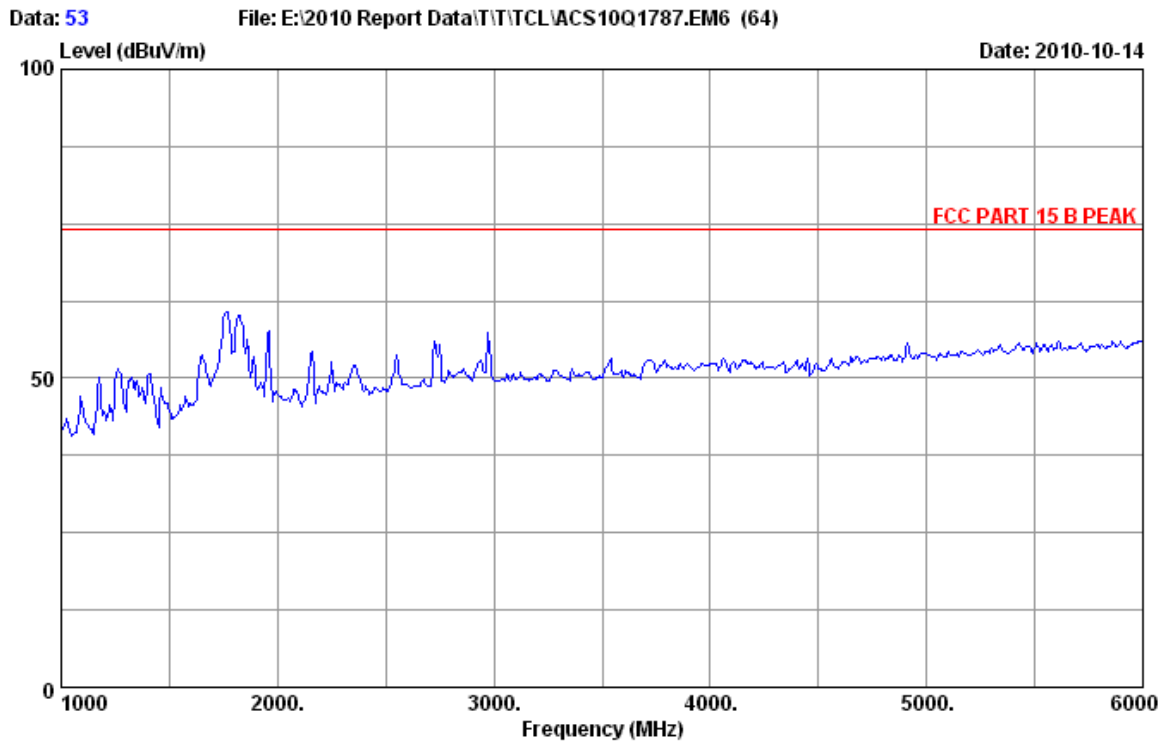
Site no. : 3m Chamber Data no. : 55
Dis. / Ant. : 3m 2009 3115 Ant. pol. : HORIZONTAL
Limit : FCC PART 15 B PEAK
Env. / Ins. : 24°C/56% Engineer : Jolly_Xu
EUT : LED TV M/N:LE55FHDX10TA
Power Rating : AC 120V/60Hz
Test Mode : Running "H" Pattern And 1KHz Playing
HDMI 2:1080P



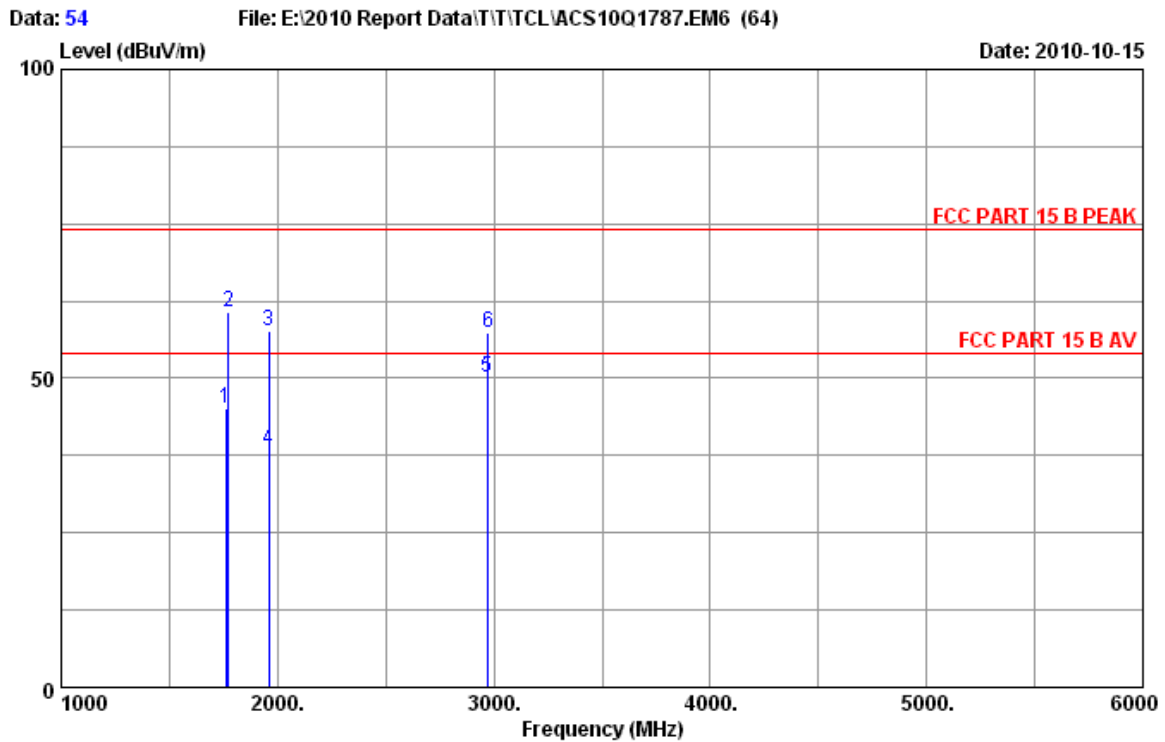
Site no. : 3m Chamber Data no. : 56
 Dis. / Ant. : 3m 2009 3115 Ant. pol. : HORIZONTAL
 Limit : FCC PART 15 B PEAK
 Env. / Ins. : 24°C/56% Engineer : Jolly_Xu
 EUT : LED TV M/N:LE55FHDX10TA
 Power Rating : AC 120V/60Hz
 Test Mode : Running "H" Pattern And 1KHz Playing
 HDMI 2:1080P

No.	Freq. (MHz)	Ant. Factor (dB/m)	Cable Loss (dB)	AMP factor (dBuV)	Reading (dBuV/m)	Emission Level (dBuV/m)	Limits (dB)	Margin (dB)	Remark
1	1760.000	25.79	5.00	34.75	66.36	62.40	74.00	11.60	Peak
2	1762.300	25.79	5.00	34.75	45.97	42.01	54.00	11.99	Average
3	1956.300	26.19	5.26	34.23	43.14	40.36	54.00	13.64	Average
4	1960.000	26.19	5.26	34.23	65.90	63.12	74.00	10.88	Peak
5	2970.100	30.79	6.64	33.61	46.48	50.30	54.00	3.70	Average
6	2975.000	30.79	6.64	33.61	58.80	62.62	74.00	11.38	Peak

Remarks: 1. Emission Level= Antenna Factor + Cable Loss + Reading - Amp Factor
 2. The emission levels that are 20dB below the official limit are not reported.



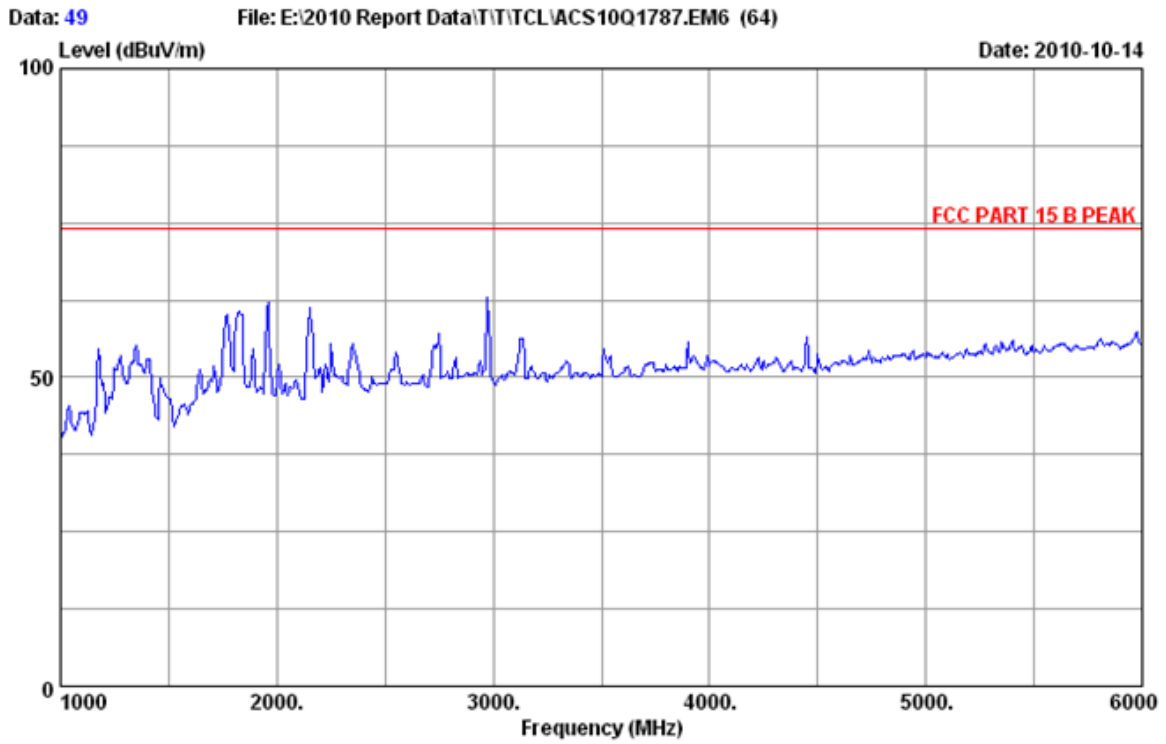
Site no. : 3m Chamber Data no. : 53
Dis. / Ant. : 3m 2009 3115 Ant. pol. : VERTICAL
Limit : FCC PART 15 B PEAK
Env. / Ins. : 24°C/56% Engineer : Jolly_Xu
EUT : LED TV M/N:LE55FHDX10TA
Power Rating : AC 120V/60Hz
Test Mode : Running "H" Pattern And 1KHz Playing
HDMI 2:1080P



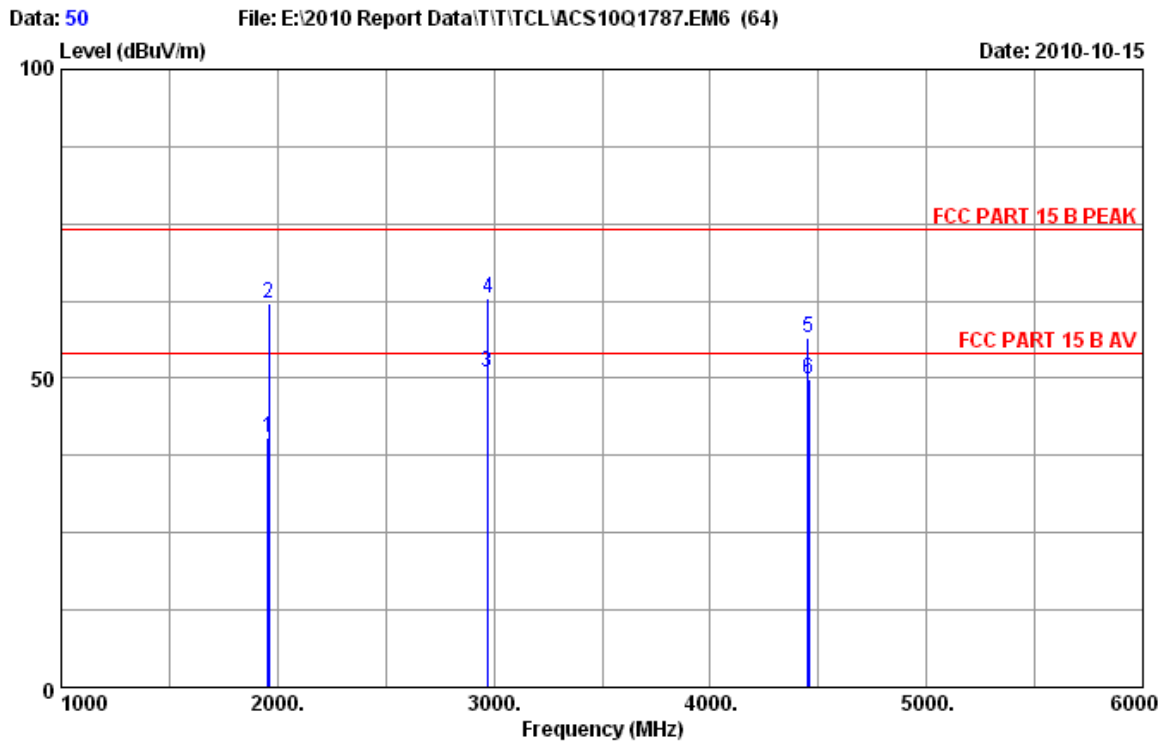
Site no. : 3m Chamber Data no. : 54
 Dis. / Ant. : 3m 2009 3115 Ant. pol. : VERTICAL
 Limit : FCC PART 15 B PEAK
 Env. / Ins. : 24°C/56% Engineer : Jolly_Xu
 EUT : LED TV M/N:LE55FHDX10TA
 Power Rating : AC 120V/60Hz
 Test Mode : Running "H" Pattern And 1KHz Playing
 HDMI 2:1080P

No.	Freq. (MHz)	Ant. Factor (dB/m)	Cable Loss (dB)	AMP factor (dBUV)	Reading (dBUV/m)	Emission Level (dBUV/m)	Limits (dB)	Margin (dB)	Remark
1	1761.800	25.79	5.00	34.75	49.02	45.06	54.00	8.94	Average
2	1775.000	25.82	5.02	34.68	64.60	60.76	74.00	13.24	Peak
3	1960.000	26.19	5.26	34.23	60.55	57.77	74.00	16.23	Peak
4	1960.100	26.19	5.26	34.23	41.09	38.31	54.00	15.69	Average
5	2970.000	30.79	6.64	33.61	46.40	50.22	54.00	3.78	Average
6	2975.000	30.79	6.64	33.61	53.59	57.41	74.00	16.59	Peak

Remarks: 1. Emission Level= Antenna Factor + Cable Loss + Reading - Amp Factor
 2. The emission levels that are 20dB below the official limit are not reported.



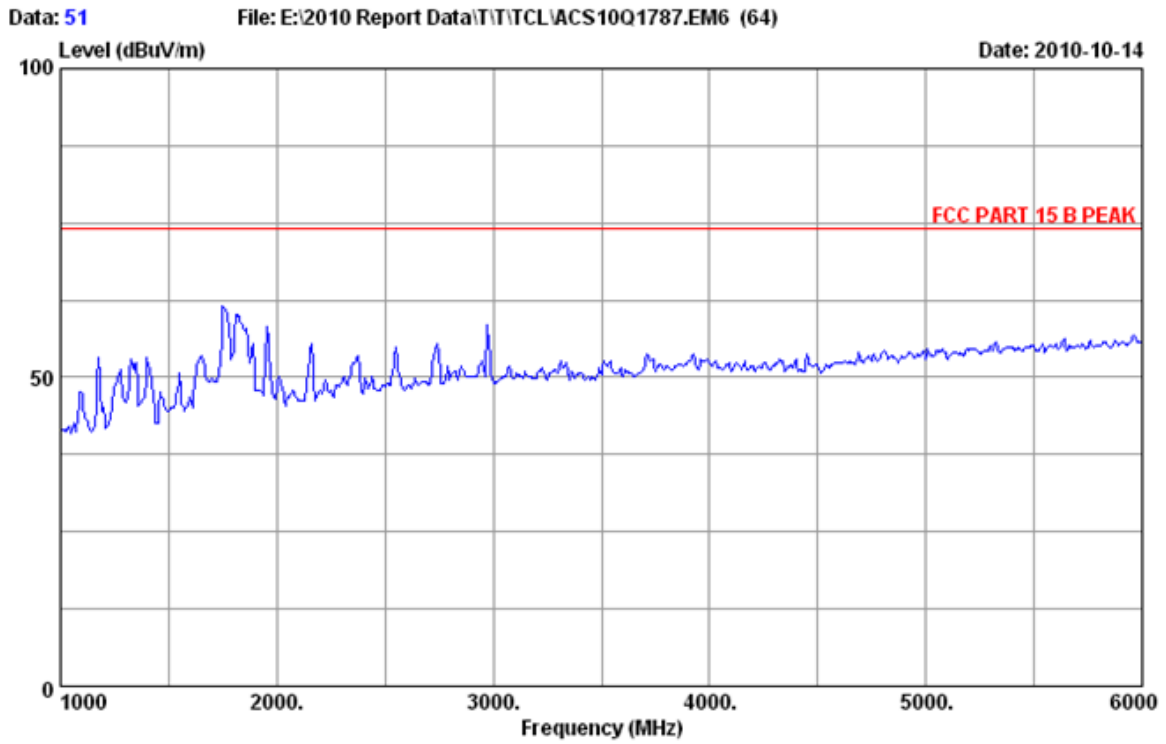
Site no. : 3m Chamber Data no. : 49
Dis. / Ant. : 3m 2009 3115 Ant. pol. : HORIZONTAL
Limit : FCC PART 15 B PEAK
Env. / Ins. : 24°C/56% Engineer : Jolly_Xu
EUT : LED TV M/N:LE55FHDX10TA
Power Rating : AC 120V/60Hz
Test Mode : Running "H" Pattern And 1KHz Playing
HDMI 3:1080P



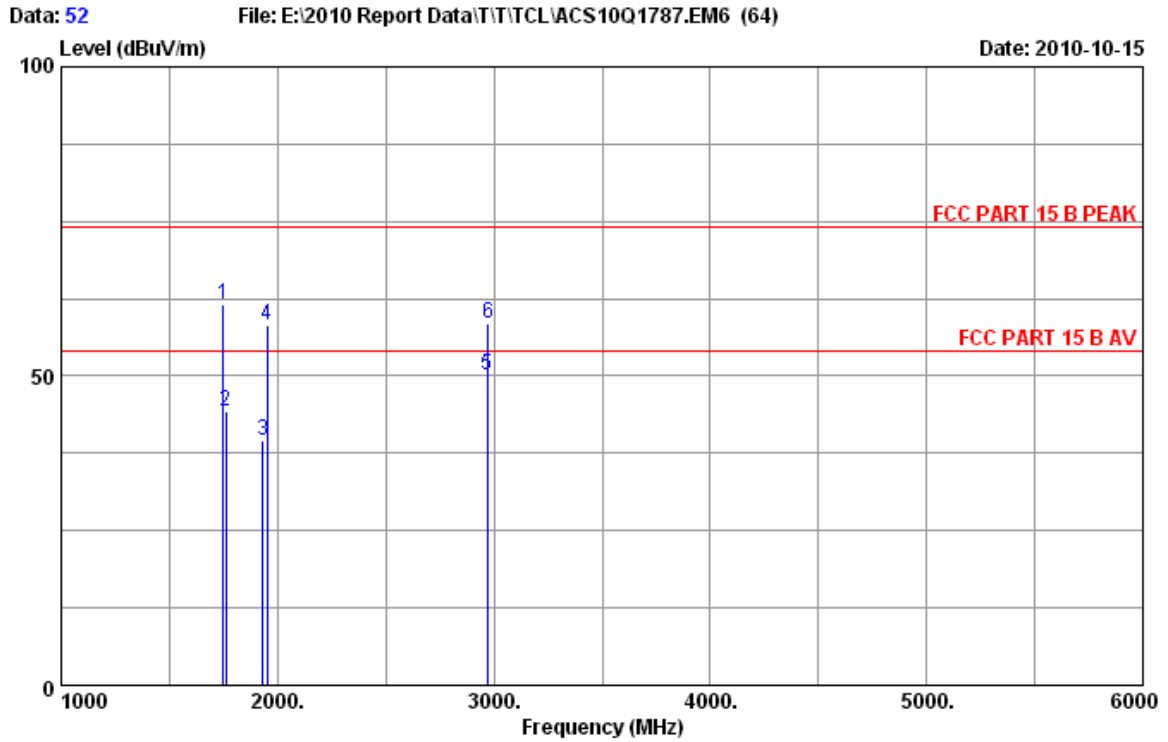
Site no. : 3m Chamber Data no. : 50
 Dis. / Ant. : 3m 2009 3115 Ant. pol. : HORIZONTAL
 Limit : FCC PART 15 B PEAK
 Env. / Ins. : 24°C/56% Engineer : Jolly_Xu
 EUT : LED TV M/N:LE55FHDX10TA
 Power Rating : AC 120V/60Hz
 Test Mode : Running "H" Pattern And 1KHz Playing
 HDMI 3:1080P

No.	Freq. (MHz)	Ant. Factor (dB/m)	Cable Loss (dB)	AMP factor (dBUV)	Reading (dBUV/m)	Emission Level (dBUV/m)	Limits (dB)	Margin (dB)	Remark
1	1957.600	26.19	5.26	34.23	43.31	40.53	54.00	13.47	Average
2	1960.000	26.19	5.26	34.23	64.89	62.11	74.00	11.89	Peak
3	2969.900	30.79	6.64	33.61	47.10	50.92	54.00	3.08	Average
4	2975.000	30.79	6.64	33.61	59.13	62.95	74.00	11.05	Peak
5	4450.000	32.86	7.83	33.24	49.03	56.48	74.00	17.52	Peak
6	4455.000	32.86	7.83	33.24	42.47	49.92	54.00	4.08	Average

Remarks: 1. Emission Level= Antenna Factor + Cable Loss + Reading - Amp Factor
 2. The emission levels that are 20dB below the official limit are not reported.



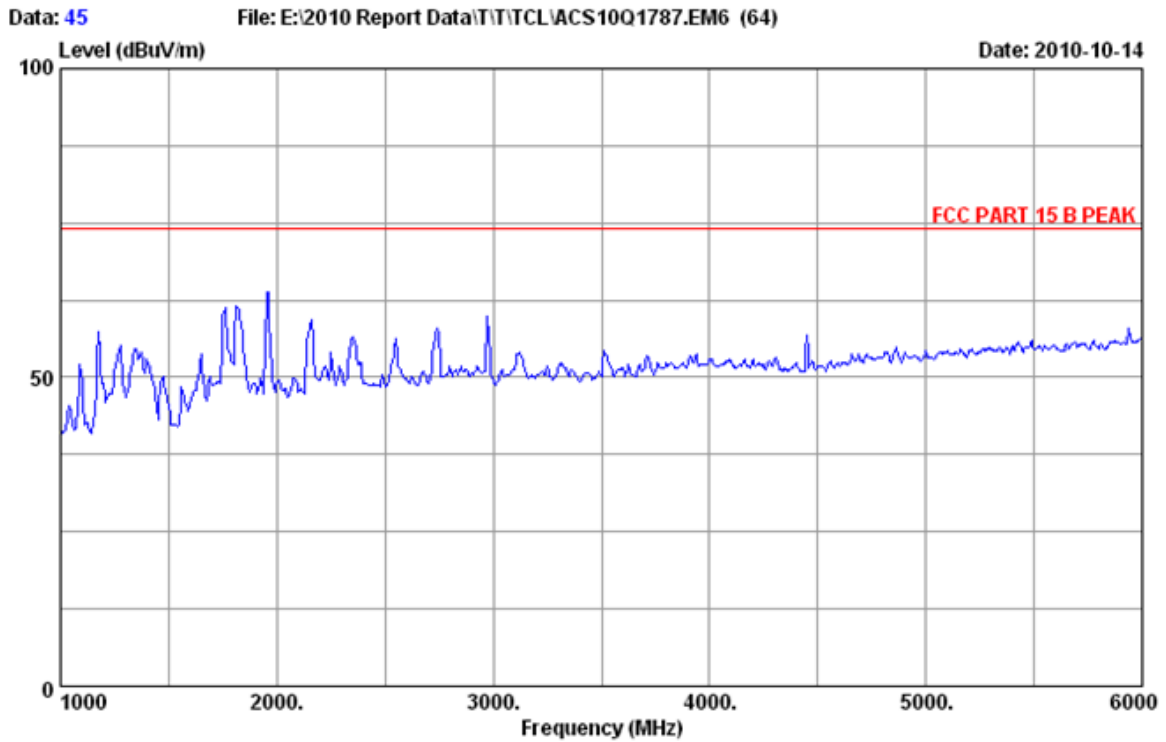
Site no. : 3m Chamber Data no. : 51
Dis. / Ant. : 3m 2009 3115 Ant. pol. : VERTICAL
Limit : FCC PART 15 B PEAK
Env. / Ins. : 24°C/56% Engineer : Jolly_Xu
EUT : LED TV M/N:LE55FHDX10TA
Power Rating : AC 120V/60Hz
Test Mode : Running "H" Pattern And 1KHz Playing
HDMI 3:1080P



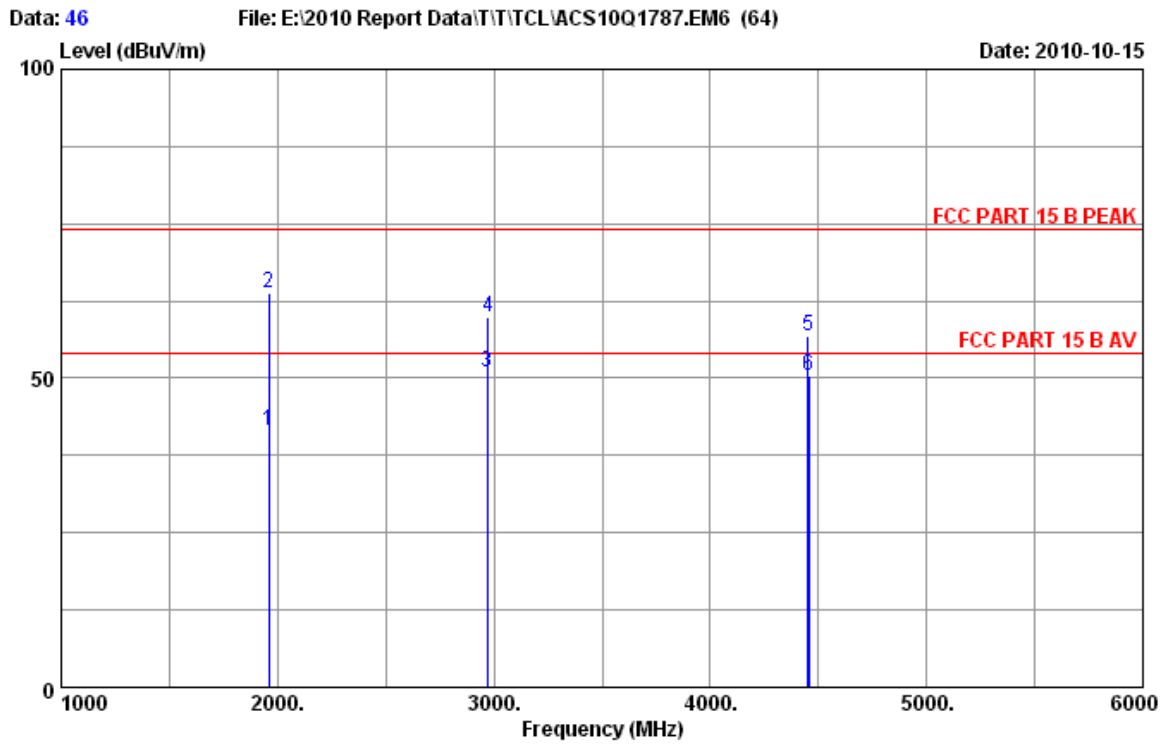
Site no. : 3m Chamber Data no. : 52
 Dis. / Ant. : 3m 2009 3115 Ant. pol. : VERTICAL
 Limit : FCC PART 15 B PEAK
 Env. / Ins. : 24°C/56% Engineer : Jolly_Xu
 EUT : LED TV M/N:LE55FHDX10TA
 Power Rating : AC 120V/60Hz
 Test Mode : Running "H" Pattern And 1KHz Playing
 HDMI 3:1080P

No.	Freq. (MHz)	Ant. Factor (dB/m)	Cable Loss (dB)	AMP factor (dBuV)	Reading (dBuV/m)	Emission Level (dBuV/m)	Limits (dB)	Margin (dB)	Remark
1	1750.000	25.75	4.98	34.75	65.56	61.54	74.00	12.46	Peak
2	1762.100	25.79	5.00	34.75	48.34	44.38	54.00	9.62	Average
3	1930.500	26.15	5.23	34.29	42.54	39.63	54.00	14.37	Average
4	1950.000	26.19	5.26	34.23	61.07	58.29	74.00	15.71	Peak
5	2970.000	30.79	6.64	33.61	46.34	50.16	54.00	3.84	Average
6	2975.000	30.79	6.64	33.61	54.60	58.42	74.00	15.58	Peak

Remarks: 1. Emission Level= Antenna Factor + Cable Loss + Reading - Amp Factor
 2. The emission levels that are 20dB below the official limit are not reported.



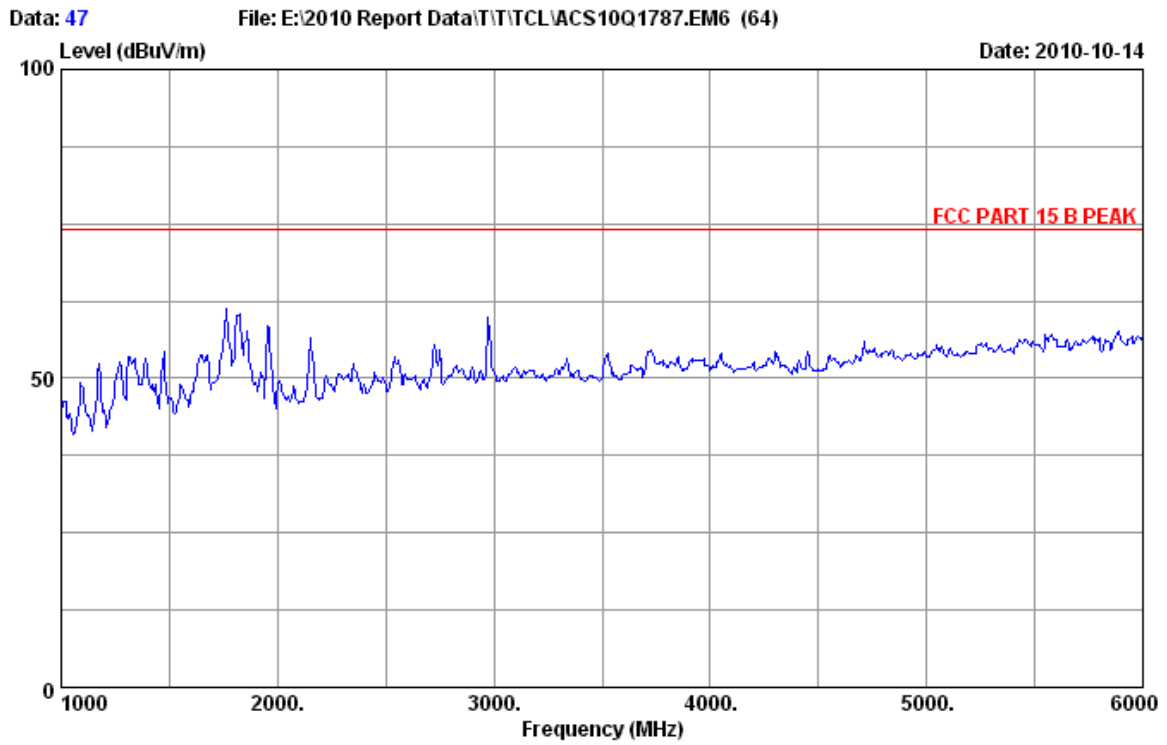
Site no. : 3m Chamber Data no. : 45
Dis. / Ant. : 3m 2009 3115 Ant. pol. : HORIZONTAL
Limit : FCC PART 15 B PEAK
Env. / Ins. : 24°C/56% Engineer : Jolly_Xu
EUT : LED TV M/N:LE55FHDX10TA
Power Rating : AC 120V/60Hz
Test Mode : Running "H" Pattern And 1KHz Playing
HDMI 4:1080P



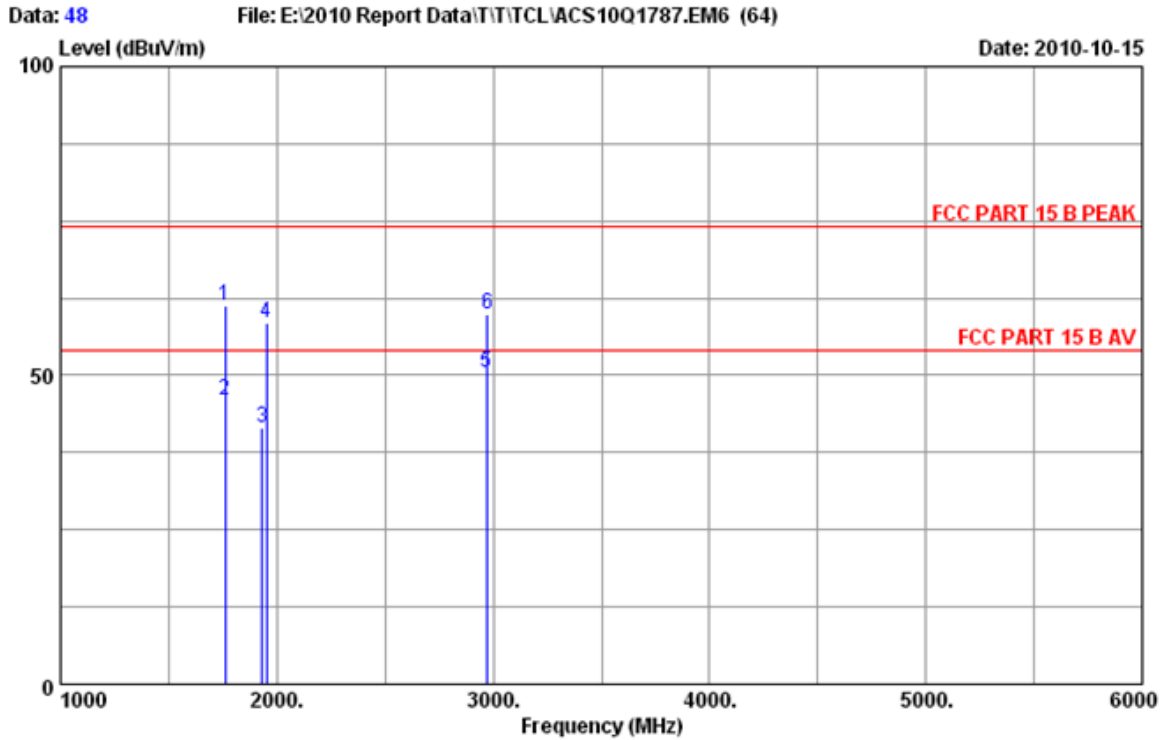
Site no. : 3m Chamber Data no. : 46
 Dis. / Ant. : 3m 2009 3115 Ant. pol. : HORIZONTAL
 Limit : FCC PART 15 B PEAK
 Env. / Ins. : 24°C/56% Engineer : Jolly_Xu
 EUT : LED TV M/N:LE55FHDX10TA
 Power Rating : AC 120V/60Hz
 Test Mode : Running "H" Pattern And 1KHz Playing
 HDMI 4:1080P

No.	Freq. (MHz)	Ant. Factor (dB/m)	Cable Loss (dB)	AMP factor (dBuV)	Reading (dBuV/m)	Emission Level (dBuV/m)	Limits (dB)	Margin (dB)	Remark
1	1958.200	26.19	5.26	34.23	44.20	41.42	54.00	12.58	Average
2	1960.000	26.19	5.26	34.23	66.66	63.88	74.00	10.12	Peak
3	2970.300	30.79	6.64	33.61	47.10	50.92	54.00	3.08	Average
4	2975.000	30.79	6.64	33.61	56.08	59.90	74.00	14.10	Peak
5	4450.000	32.86	7.83	33.24	49.45	56.90	74.00	17.10	Peak
6	4454.800	32.86	7.83	33.24	42.86	50.31	54.00	3.69	Average

Remarks: 1. Emission Level= Antenna Factor + Cable Loss + Reading - Amp Factor
 2. The emission levels that are 20dB below the official limit are not reported.



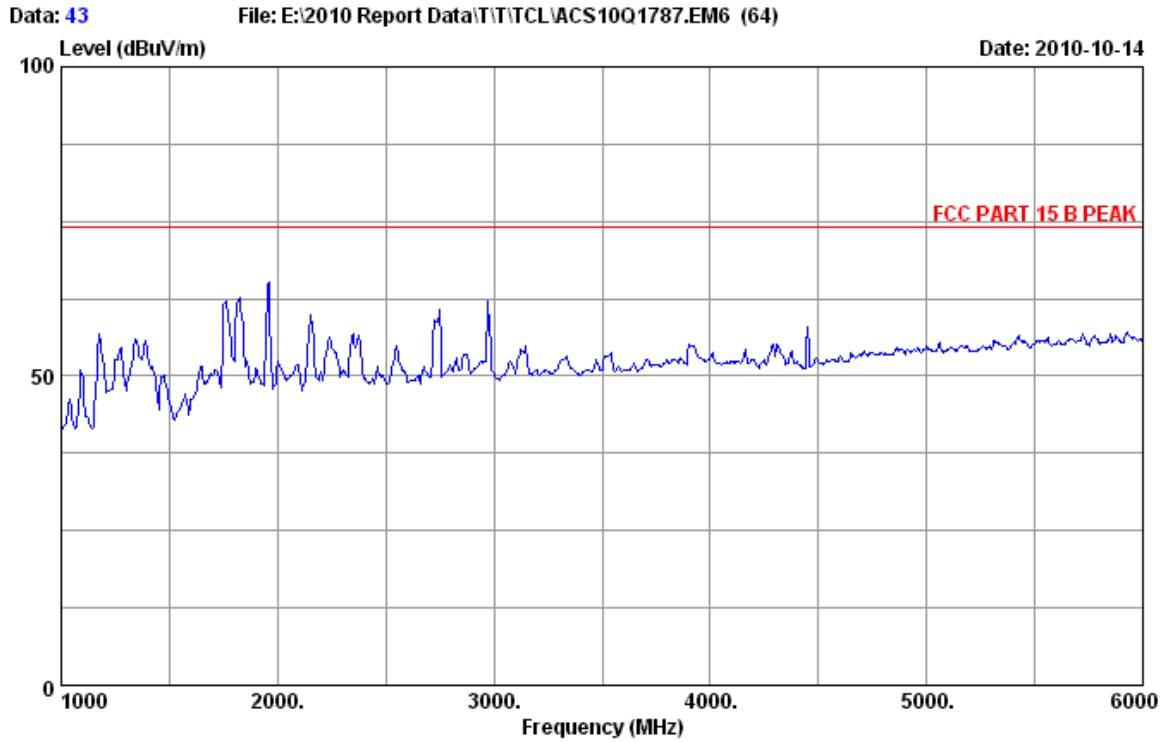
Site no. : 3m Chamber Data no. : 47
Dis. / Ant. : 3m 2009 3115 Ant. pol. : VERTICAL
Limit : FCC PART 15 B PEAK
Env. / Ins. : 24°C/56% Engineer : Jolly_Xu
EUT : LED TV M/N:LE55FHDX10TA
Power Rating : AC 120V/60Hz
Test Mode : Running "H" Pattern And 1KHz Playing
HDMI 4:1080P



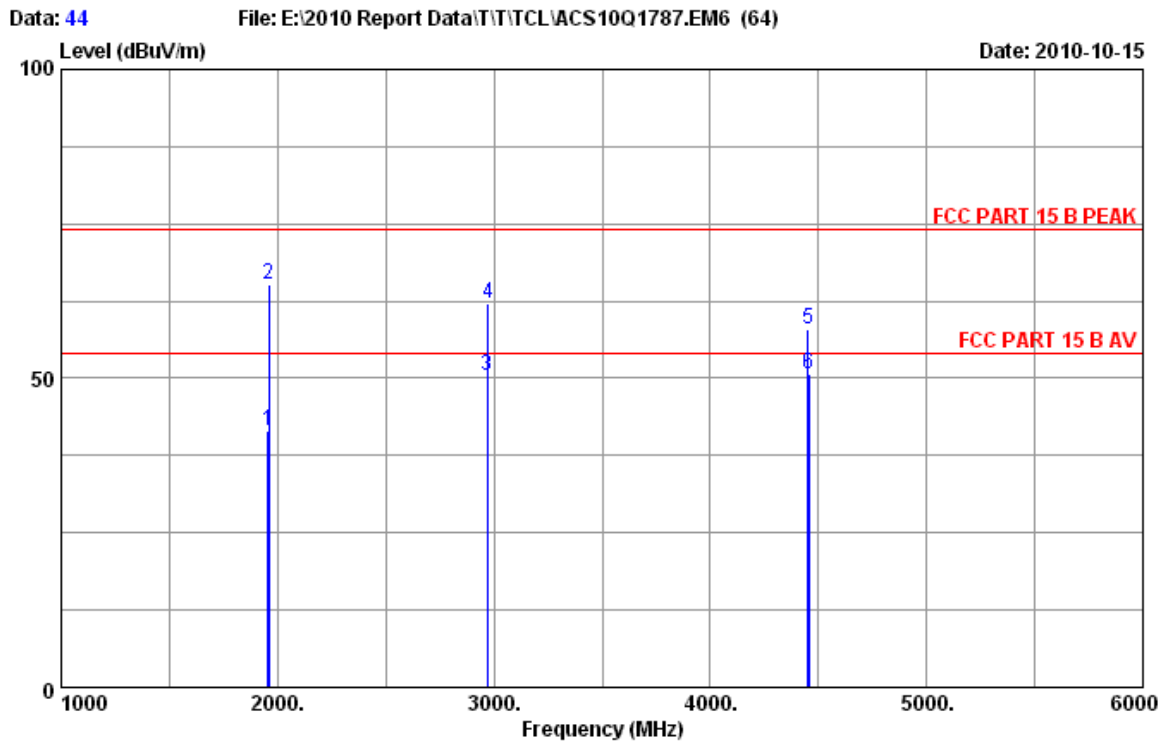
Site no. : 3m Chamber Data no. : 48
 Dis. / Ant. : 3m 2009 3115 Ant. pol. : VERTICAL
 Limit : FCC PART 15 B PEAK
 Env. / Ins. : 24°C/56% Engineer : Jolly_Xu
 EUT : LED TV M/N:LE55FHDX10TA
 Power Rating : AC 120V/60Hz
 Test Mode : Running "H" Pattern And 1KHz Playing
 HDMI 4:1080P

No.	Freq. (MHz)	Ant. Factor (dB/m)	Cable Loss (dB)	AMP factor (dBuV)	Reading (dBuV/m)	Emission Level (dBuV/m)	Limits (dB)	Margin (dB)	Remark
1	1760.000	25.79	5.00	34.75	65.24	61.28	74.00	12.72	Peak
2	1761.700	25.79	5.00	34.75	49.90	45.94	54.00	8.06	Average
3	1930.500	26.15	5.23	34.29	44.30	41.39	54.00	12.61	Average
4	1950.000	26.19	5.26	34.23	61.27	58.49	74.00	15.51	Peak
5	2970.600	30.79	6.64	33.61	46.70	50.52	54.00	3.48	Average
6	2975.000	30.79	6.64	33.61	56.11	59.93	74.00	14.07	Peak

Remarks: 1. Emission Level= Antenna Factor + Cable Loss + Reading - Amp Factor
 2. The emission levels that are 20dB below the official limit are not reported.



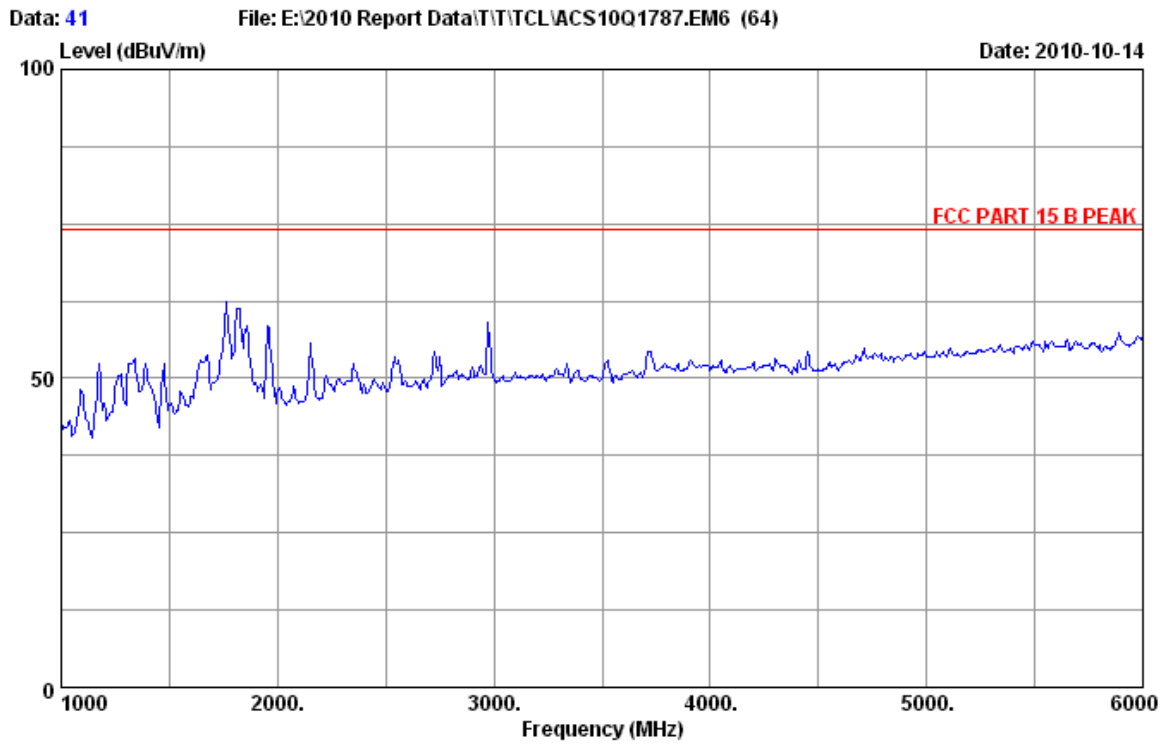
Site no. : 3m Chamber Data no. : 43
Dis. / Ant. : 3m 2009 3115 Ant. pol. : HORIZONTAL
Limit : FCC PART 15 B PEAK
Env. / Ins. : 24°C/56% Engineer : Jolly_Xu
EUT : LED TV M/N:LE55FHDX10TA
Power Rating : AC 120V/60Hz
Test Mode : Running "H" Pattern And 1KHz Playing
HDMI 5:1080P



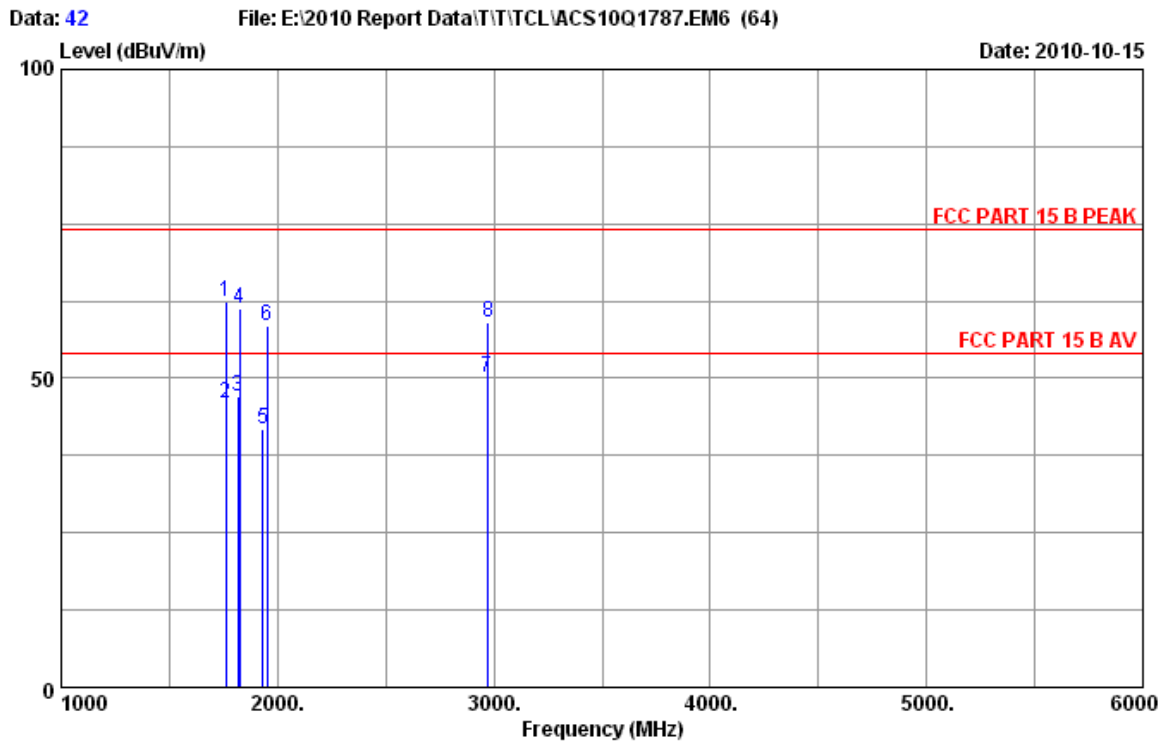
Site no. : 3m Chamber Data no. : 44
 Dis. / Ant. : 3m 2009 3115 Ant. pol. : HORIZONTAL
 Limit : FCC PART 15 B PEAK
 Env. / Ins. : 24°C/56% Engineer : Jolly_Xu
 EUT : LED TV M/N:LE55FHDX10TA
 Power Rating : AC 120V/60Hz
 Test Mode : Running "H" Pattern And 1KHz Playing
 HDMI 5:1080P

No.	Freq. (MHz)	Ant. Factor (dB/m)	Cable Loss (dB)	AMP factor (dBuV)	Reading (dBuV/m)	Emission Level (dBuV/m)	Limits (dB)	Margin (dB)	Remark
1	1957.800	26.19	5.26	34.23	44.38	41.60	54.00	12.40	Average
2	1960.000	26.19	5.26	34.23	67.84	65.06	74.00	8.94	Peak
3	2970.300	30.79	6.64	33.61	46.50	50.32	54.00	3.68	Average
4	2975.000	30.79	6.64	33.61	58.21	62.03	74.00	11.97	Peak
5	4450.000	32.86	7.83	33.24	50.43	57.88	74.00	16.12	Peak
6	4455.000	32.86	7.83	33.24	43.16	50.61	54.00	3.39	Average

Remarks: 1. Emission Level= Antenna Factor + Cable Loss + Reading - Amp Factor
 2. The emission levels that are 20dB below the official limit are not reported.



Site no. : 3m Chamber Data no. : 41
Dis. / Ant. : 3m 2009 3115 Ant. pol. : VERTICAL
Limit : FCC PART 15 B PEAK
Env. / Ins. : 24°C/56% Engineer : Jolly_Xu
EUT : LED TV M/N:LE55FHDX10TA
Power Rating : AC 120V/60Hz
Test Mode : Running "H" Pattern And 1KHz Playing
HDMI 5:1080P



Site no. : 3m Chamber Data no. : 42
 Dis. / Ant. : 3m 2009 3115 Ant. pol. : VERTICAL
 Limit : FCC PART 15 B PEAK
 Env. / Ins. : 24°C/56% Engineer : Jolly_Xu
 EUT : LED TV M/N:LE55FHDX10TA
 Power Rating : AC 120V/60Hz
 Test Mode : Running "H" Pattern And 1KHz Playing
 HDMI 5:1080P

No.	Freq. (MHz)	Ant. Factor (dB/m)	Cable Loss (dB)	AMP factor (dBUV)	Reading (dBUV/m)	Emission Level (dBUV/m)	Limits (dB)	Margin (dB)	Remark
1	1760.000	25.79	5.00	34.75	66.24	62.28	74.00	11.72	Peak
2	1761.900	25.79	5.00	34.75	50.04	46.08	54.00	7.92	Average
3	1818.600	25.90	5.07	34.56	50.60	47.01	54.00	6.99	Average
4	1825.000	25.93	5.09	34.56	64.91	61.37	74.00	12.63	Peak
5	1930.500	26.15	5.23	34.29	44.76	41.85	54.00	12.15	Average
6	1950.000	26.19	5.26	34.23	61.27	58.49	74.00	15.51	Peak
7	2970.100	30.79	6.64	33.61	46.33	50.15	54.00	3.85	Average
8	2975.000	30.79	6.64	33.61	55.11	58.93	74.00	15.07	Peak

Remarks: 1. Emission Level= Antenna Factor + Cable Loss + Reading - Amp Factor
 2. The emission levels that are 20dB below the official limit are not reported.