



APPLICATION OF CERTIFICATION
For

TTE Technology Inc.

LCD TV

Brand Name	Model Number
TCL	LE39FHDE3010; LE39FHDE3011

FCC ID: W8ULE39FHDE3010

Prepared for : TTE Technology Inc.
1255 Graphite Drive, Corona, CA 92881, U.S.A.

Prepared By: Audix Technology (Shenzhen) Co., Ltd.
No. 6, Ke Feng Rd., 52 Block,
Shenzhen Science & Industrial Park,
Nantou, Shenzhen, Guangdong, China

Tel: (0755) 26639496
Fax: (0755) 26632877

Report Number : ACS- F13102
Date of Test : Mar.29, 2013
Date of Report : Apr.25, 2013

TABLE OF CONTENTS

Description	Page
Test Report Certification	
1. SUMMARY OF STANDARDS AND RESULTS	1-1
1.1. Description of Standards and Results	1-1
2. GENERAL INFORMATION.....	2-1
2.1. Description of Device (EUT).....	2-1
2.2. Tested Supporting System Details	2-2
2.3. Block diagram of connection between the EUT and simulators.....	2-3
2.4. Test Facility	2-4
2.5. Measurement Uncertainty (95% confidence levels, k=2).....	2-4
3. POWER LINE CONDUCTED EMISSION MEASUREMENT	3-1
3.1. Test Equipment.....	3-1
3.2. Block Diagram of Test Setup.....	3-1
3.3. Power Line Conducted Emission Test Limits	3-1
3.4. Configuration of EUT on Test.....	3-1
3.5. Operating Condition of EUT	3-2
3.6. Test Procedure	3-2
3.7. Conducted Emission at Mains Terminals Test Results.....	3-2
4. RADIATED EMISSION MEASUREMENT	4-1
4.1. Test Equipment.....	4-1
4.2. Block Diagram of Test Setup.....	4-1
4.3. Radiated Emission Limit	4-2
4.4. EUT Configuration on Test	4-2
4.5. Operating Condition of EUT	4-2
4.6. Test Procedure	4-3
4.7. Radiated Disturbance Test Results	4-3
5. DEVIATION TO TEST SPECIFICATIONS	5-1
6. PHOTOGRAPH	6-1
6.1. Photos of Power Line Conducted Emission Test.....	6-1
6.2. Photos of Radiated Emission Test (In Anechoic Chamber)	6-2
7. PHOTOS OF THE EUT	7-1



FCC ID: W8ULE39FHDE3010

TEST REPORT CERTIFICATION

Applicant : TTE Technology Inc.
 Manufacturer : TCL King Electrical Appliances (Huizhou) Co., Ltd.
 EUT Description : LCD TV
 FCC ID : W8ULE39FHDE3010

(A) Model No. & :	Brand Name	Model Number
Brand Name	TCL	LE39FHDE3010; LE39FHDE3011

(B) Power Supply : AC 120V/60Hz

(C) Test Voltage : AC 120V/60Hz

Measurement Standard Used:

FCC Rules and Regulations Part 15 Subpart B Class B 2012,
ANSI C63.4: 2009

ICES-003 Issue 4 February 2004.

The device described above is tested by AUDIX TECHNOLOGY (SHENZHEN) CO., LTD. to determine the maximum emission levels emanating from the device. The maximum emission levels are compared to the FCC Part 15 Subpart B Class B limits both conducted and radiated emissions. The test results are contained in this test report and AUDIX TECHNOLOGY (SHENZHEN) CO., LTD. is assumed of full responsibility for the accuracy and completeness of these tests. This report contains data that are not covered by the NVLAP accreditation.

After the test, our opinion is that EUT compliance with the requirement of the above standards.

This Report is made under FCC Part 2.1075. No modifications were required during testing to bring this product into compliance.

This report applies to above tested sample only. This report shall not be reproduced in parts without written approval of AUDIX TECHNOLOGY (SHENZHEN) CO., LTD.

The report must not be used by the client to claim product certification, approval, or endorsement by NVLAP, NIST, or any agency of the federal government.

Date of Test : Mar.29,2013 Report of date: Apr.25, 2013

Prepared by : Julia Zhu Reviewed by : Sun Zeng
Julia Zhu / Assistant Sun Zeng / Supervisor



信華科技(深圳)有限公司
 Audix Technology (Shenzhen) Co., Ltd.
 EMC 部門報告專用章

Stamp only for EMC Dept. Report

Signature: Ken Lu 4/25/13

Approved & Authorized Signer : Ken Lu
Ken Lu / Manager

1. SUMMARY OF STANDARDS AND RESULTS

1.1. Description of Standards and Results

The EUT have been tested according to the applicable standards as referenced below.

EMISSION			
Description of Test Item	Standard	Results	Remarks
Power Line Conducted Emission Test	FCC Part 15: 2012 ANSI C63.4: 2009	PASS	Meets Class B Limit Minimum passing margin is 17.91 dB at 0.53782MHz
Radiated Emission Test (30-1000MHz)	FCC Part 15: 2012 ANSI C63.4: 2009	PASS	Meets Class B Limit Minimum passing margin is 6.26dB at 99.840MHz
Radiated Emission Test (1-2GHz)	FCC Part 15: 2012 ANSI C63.4: 2009	PASS	Meets Class B Limit Minimum passing margin is 7.12dB at 1602.523MHz

2. GENERAL INFORMATION

2.1. Description of Device (EUT)

Description : LCD TV

Model Number : LE39FHDE3010; LE39FHDE3011
Only the before of article decorated box is different

FCC ID : W8ULE39FHDE3010

Applicant : TTE Technology Inc.
1255 Graphite Drive, Corona, CA 92881, U.S.A.

Manufacturer : TCL King Electrical Appliances (Huizhou) Co., Ltd.
Section 19, Zhongkai Development Zone for New & High-Level
Tech Industries, Huizhou, Guangdong Province, China, 516006.

FREQUENCIES USED AND GENERATED WITHIN DEVICE		
LVDS (HD)	78MHZ	
LVDS (FHD)	75MHZ	
IF	6MHz	
DC-DC	U302->385KHz	
DDR	390MHz	
AMP	384KHz	

Power Cord : Unshielded, Undetachable, 2.0m

Date of Test : Mar.29, 2013

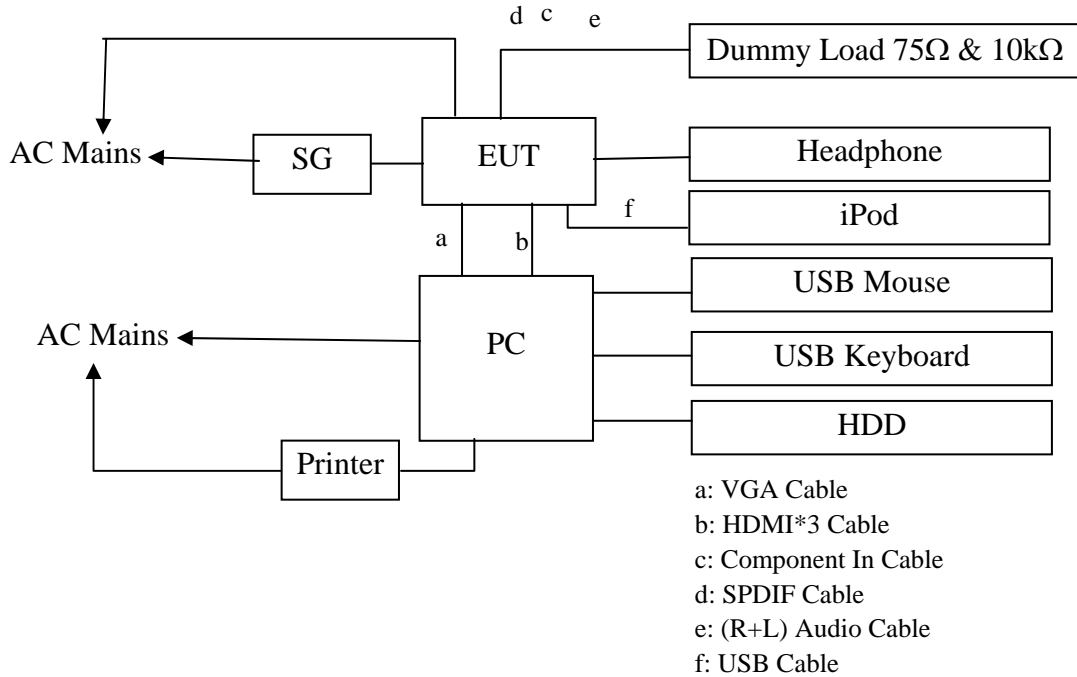
Date of Receipt : Mar.28,2013

Sample Type : Prototype production

2.2. Tested Supporting System Details

	Description	ACS No.	Manufacturer	Model	Serial Number	Approved type
1.	Personal Computer	Test PC M	DELL	Studio 540	224XK2X	<input checked="" type="checkbox"/> FCC DoC <input checked="" type="checkbox"/> BSMI ID:R33002
		Power Cord: Unshielded, Detachable, 1.8m Display Card: HD3450 (DVI+VGA+HDMI)				
2.	USB Keyboard	ACS-EMC- K04R	DELL	SK-8115	CN-ODJ313-7161 6-6BB-049J	<input checked="" type="checkbox"/> FCC DoC <input checked="" type="checkbox"/> BSMI ID: T3A002
		Data Cable: shielded, Undetachable, 2.0m				
3.	Headphone	ACS-EMC-EP03	OVANN	OV880V	N/A	<input type="checkbox"/> FCC ID <input type="checkbox"/> BSMI ID
		Cable: Shielded, Undetachabled, 4.0m				
4.	Printer	ACS-EMC-PT04	HP	C9079A	N/A	<input checked="" type="checkbox"/> FCC DoC <input checked="" type="checkbox"/> BSMI ID: R33001
		USB Cable: Shielded, Detachabled, 1.8m Power Cord: Unshielded, Detachabled, 1.8m Power Adapter: HP, M/N: 0957-2119, BSMI ID: R33030, DC Cable: Unshielded, Detachabled, 1.5m				
5.	USB Mouse	ACS-EMC-M04R	DELL	M056UO	512024282	<input checked="" type="checkbox"/> FCC DoC <input checked="" type="checkbox"/> BSMI ID: R41108
		Data Cable: shielded, Undetachable, 1.8m				
6.	iPod nano	ACS-EMC-IP03	APPLE	A1199	YM711H3LVQ5	<input checked="" type="checkbox"/> FCC DoC <input checked="" type="checkbox"/> BSMI ID: R33057
		Data Cable: Shielded, Detachabled, 1.0m				
7.	HDD	ACS-EMC-HDD03	Terasys	F12-UF	A0100215-53900 30	<input checked="" type="checkbox"/> FCC DoC <input checked="" type="checkbox"/> BSMI ID: 4912A022
		USB Cable: Shielded, Detachable, 1.8m				
8.	Dummy Load (10KΩ & 75Ω)	Component In Cable: Unshielded, Detachabled, 1.5m SPDIF Cable: Unshielded, Detachable, 1.5m (R+L) Cable: Shielded, Detachable, 1.5m				
9.	D-Sub Cable: Shielded, Detachable, 1.5m HDMI Cable: Shielded, Detachable, 1.8m					

2.3. Block diagram of connection between the EUT and simulators



(EUT: LCD TV)

2.4. Test Facility

Site Description

- Name of Firm : Audix Technology (Shenzhen) Co., Ltd.
No. 6, Ke Feng Rd., 52 Block, Shenzhen Science & Industrial Park, Nantou, Shenzhen, Guangdong, China
- 3m Anechoic Chamber : Certificated by FCC, USA
Registration Number: 90454
Valid Date: Feb.22, 2015
- 3m & 10m Anechoic Chamber : Certificated by FCC, USA
Registration Number: 794232
Valid Date: Oct.31, 2015
- EMC Lab. : Certificated by DAkkS, Germany
Registration No: D-PL-12151-01-01
Valid Date: Feb.01, 2014
- Accredited by NVLAP, USA
NVLAP Code: 200372-0
Valid Date: Mar.31, 2014

2.5. Measurement Uncertainty (95% confidence levels, k=2)

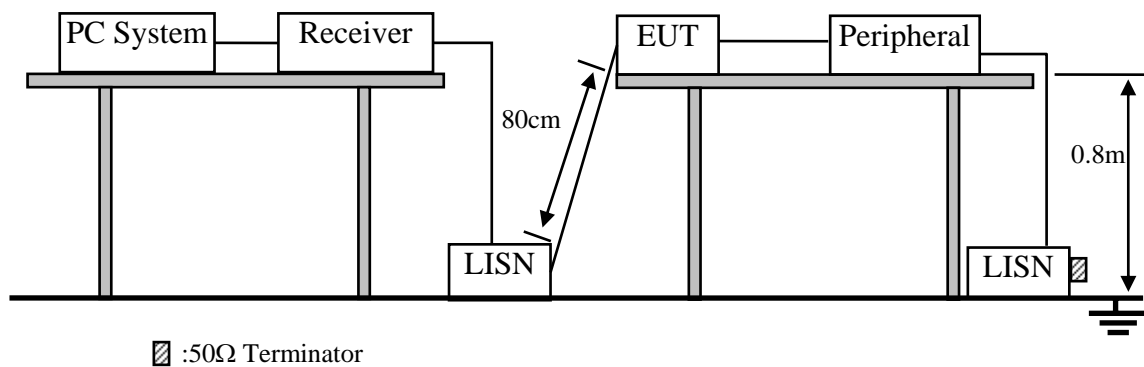
Test Item	Uncertainty
Uncertainty for Conduction emission test in No. 1 Conduction	3.06 dB
Uncertainty for Radiation Emission test in 3m chamber	3.6 dB(30~200MHz, Polarize: H)
	3.8 dB(30~200MHz, Polarize: V)
	4.2 dB(200M~1GHz, Polarize: H)
	3.8 dB(200M~1GHz, Polarize: V)
Uncertainty for Radiation Emission test in 3m chamber (1GHz-18GHz)	3.1dB(Distance: 3m Polarize: V)
	3.7 dB(Distance: 3m Polarize: H)
Uncertainty for test site temperature and humidity	3%
	0.6°C

3. POWER LINE CONDUCTED EMISSION MEASUREMENT

3.1. Test Equipment

Item	Equipment	Manufacturer	Model No.	Serial No.	Last Cal.	Cal. Interval
1.	Test Receiver	Rohde & Schwarz	ESHS10	838693/001	Oct.31, 12	1 Year
2.	L.I.S.N.#1	Rohde & Schwarz	ESH2-Z5	834066/011	Oct.31, 12	1 Year
3.	L.I.S.N.#3	Kyoritsu	KNW-242C	8-1920-1	May.08, 12	1 Year
4.	Terminator	Hubersuhner	50Ω	No. 1	May.08, 12	1 Year
5.	Terminator	Hubersuhner	50Ω	No. 2	May.08, 12	1 Year
6.	RF Cable	Fujikura	3D-2W	No.1	May.08, 12	1Year
7.	Coaxial Switch	Anritsu	MP59B	M50564	May.08, 12	1 Year
8.	Pulse Limiter	Rohde & Schwarz	ESH3-Z2	100341	May.08, 12	1 Year

3.2. Block Diagram of Test Setup



3.3. Power Line Conducted Emission Test Limits

Frequency	Maximum RF Line Voltage	
	Quasi-Peak Level dB(μV)	Average Level dB(μV)
150kHz ~ 500kHz	66 ~ 56*	56 ~ 46*
500kHz ~ 5MHz	56	46
5MHz ~ 30MHz	60	50

- Notes: 1. * Decreasing linearly with logarithm of frequency.
 2. The lower limit shall apply at the transition frequencies.

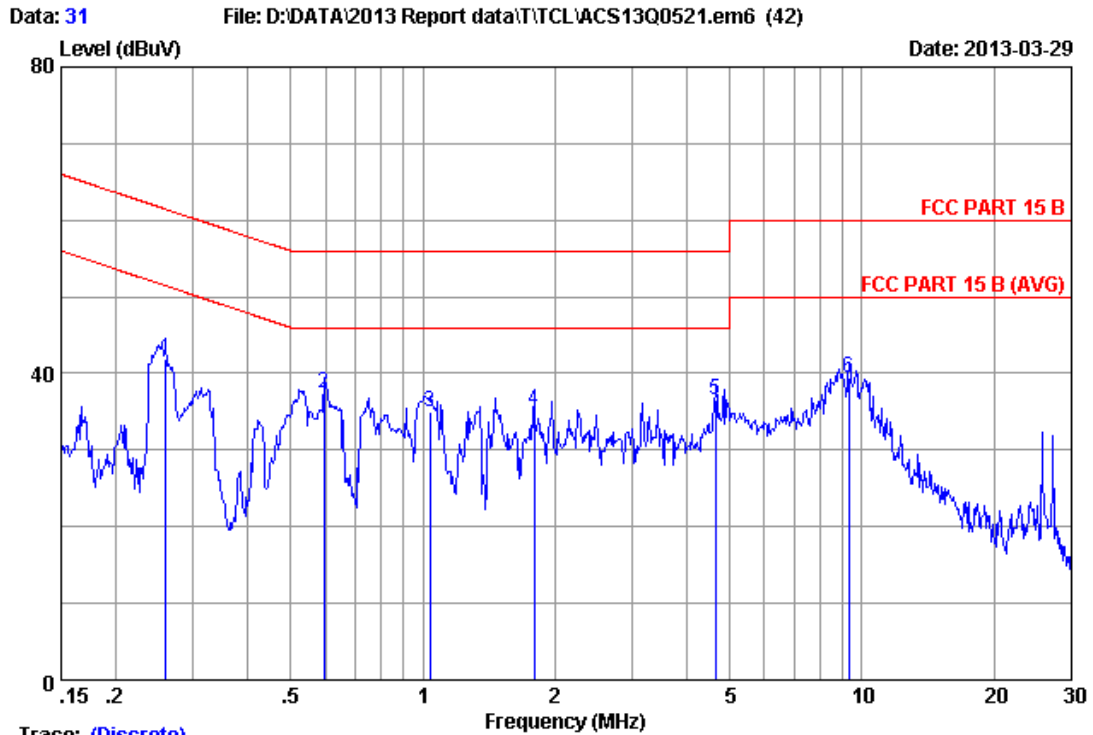
3.4. Configuration of EUT on Test

The following equipment are installed on Power Line Conducted Emission Test to meet the commission requirement and operating regulations in a manner which tends to maximize its emission characteristics in a normal application.

3.4.1. LCD TV (EUT)

Model Number : LE39FHDE3010
 Serial Number : N/A

3.4.2. Support Equipment : As Tested Supporting System Detail, in Section 2.2.

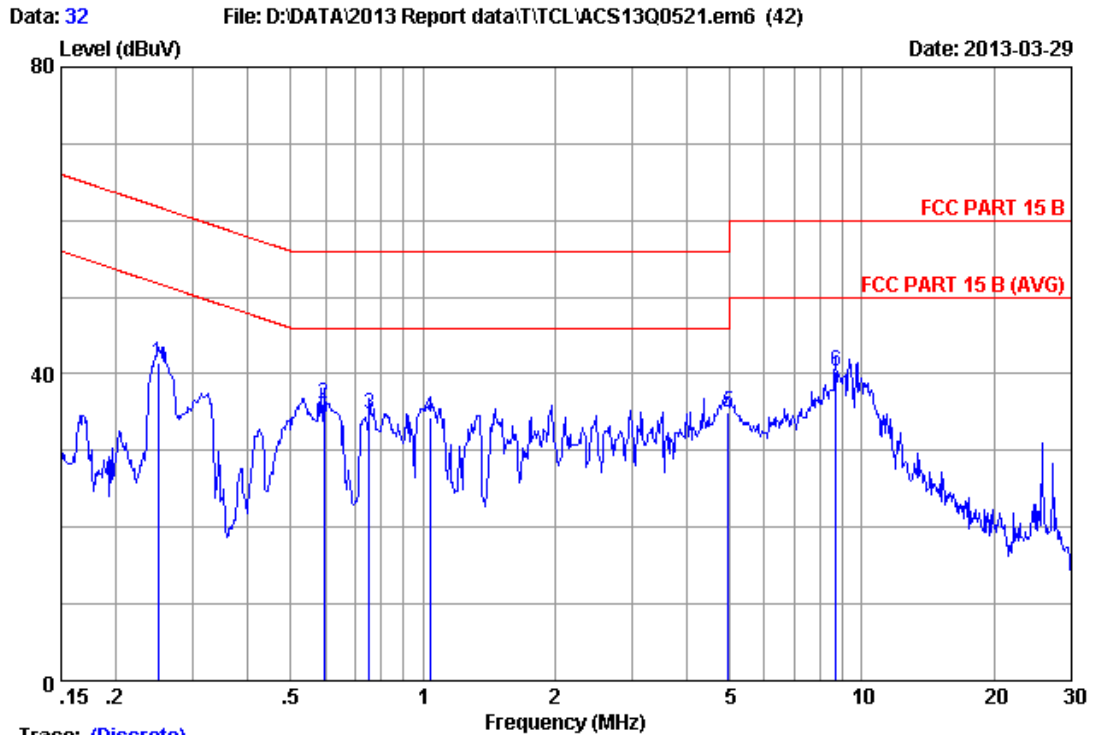


Trace: (Discrete)

Site no :1#conduction Data No :31
 Dis./Ant. :** 2012 ESH2-25 LINE
 Limit :FCC PART 15 B
 Env./Ins. :25°C/60% Engineer :Dota-YAO
 EUT :LCD TV M/N:LE39FHDE3010
 Power Rating :AC 120V/60Hz
 Test Mode :PC Mode
 Running "H" Pattern And 1KHz Playing
 VGA:640*480@60Hz

No	Freq (MHz)	LISN Factor (dB)	Cable Loss (dB)	Reading (dBuV)	Emission Level (dBuV)	Limits (dBuV)	Margin (dB)	Remark
1	0.26025	0.19	0.15	41.63	41.97	61.42	19.45	QP
2	0.59478	0.20	0.15	37.14	37.49	56.00	18.51	QP
3	1.037	0.21	0.14	34.69	35.04	56.00	20.96	QP
4	1.790	0.23	0.14	34.91	35.28	56.00	20.72	QP
5	4.647	0.30	0.15	36.08	36.53	56.00	19.47	QP
6	9.352	0.43	0.17	38.79	39.39	60.00	20.61	QP

Remarks: 1.Emission Level=LISN Factor+Cable Loss+Reading.
 2.If the average limit is met when using a quasi-peak detector, the EUT shall be deemed to meet both limits and measurement with average detector is unnecessary.

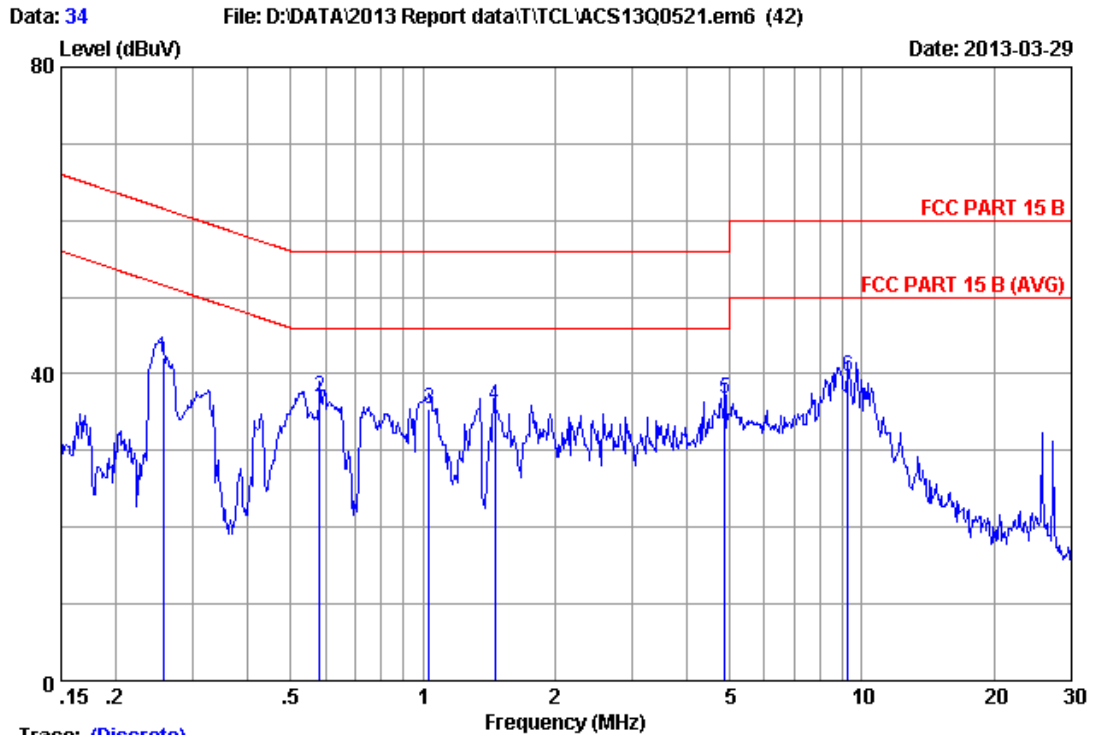


Trace: (Discrete)

Site no :1#conduction Data No :32
 Dis./Ant. :** 2012 ESH2-25 NEUTRAL
 Limit :FCC PART 15 B
 Env./Ins. :25°C/60% Engineer :Dota-YAO
 EUT :LCD TV M/N:LE39FHDE3010
 Power Rating :AC 120V/60Hz
 Test Mode :PC Mode
 Running "H" Pattern And 1KHz Playing
 VGA:640*480@60Hz

No	Freq (MHz)	LISN Factor (dB)	Cable Loss (dB)	Reading (dBuV)	Emission Level (dBuV)	Limits (dBuV)	Margin (dB)	Remark
1	0.24945	0.21	0.15	41.15	41.51	61.78	20.27	QP
2	0.59478	0.24	0.15	35.68	36.07	56.00	19.93	QP
3	0.75493	0.24	0.15	34.38	34.77	56.00	21.23	QP
4	1.037	0.24	0.14	33.97	34.35	56.00	21.65	QP
5	4.952	0.34	0.15	34.48	34.97	56.00	21.03	QP
6	8.729	0.42	0.16	39.65	40.23	60.00	19.77	QP

Remarks: 1.Emission Level=LISN Factor+Cable Loss+Reading.
 2.If the average limit is met when using a quasi-peak detector, the EUT shall be deemed to meet both limits and measurement with average detector is unnecessary.

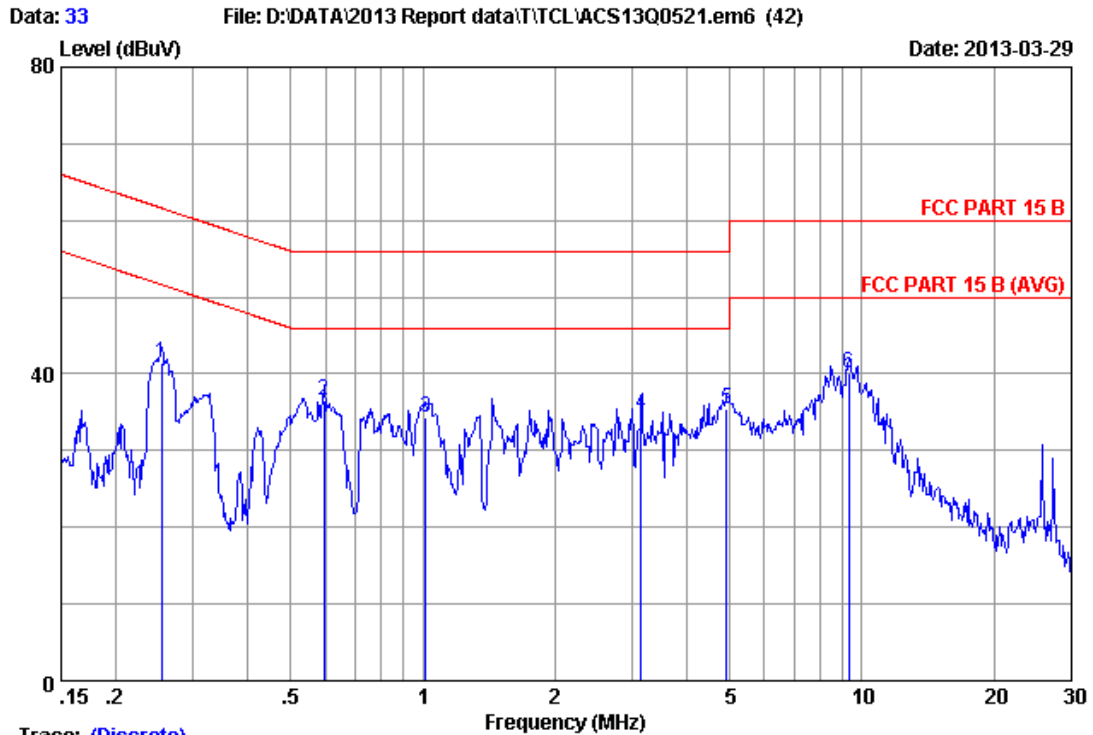


Trace: (Discrete)

Site no :1#conduction Data No :34
 Dis./Ant. :** 2012 ESH2-25 LINE
 Limit :FCC PART 15 B
 Env./Ins. :25°C/60% Engineer :Dota-YAO
 EUT :LCD TV M/N:LE39FHDE3010
 Power Rating :AC 120V/60Hz
 Test Mode :PC Mode
 Running "H" Pattern And 1KHz Playing
 VGA:1024*768@60Hz

No	Freq (MHz)	LISN Factor (dB)	Cable Loss (dB)	Reading (dBuV)	Emission Level (dBuV)	Limits (dBuV)	Margin (dB)	Remark
1	0.25615	0.19	0.15	41.89	42.23	61.56	19.33	QP
2	0.58231	0.19	0.15	36.71	37.05	56.00	18.95	QP
3	1.032	0.21	0.14	34.99	35.34	56.00	20.66	QP
4	1.456	0.22	0.14	35.45	35.81	56.00	20.19	QP
5	4.874	0.31	0.15	36.23	36.69	56.00	19.31	QP
6	9.302	0.43	0.17	39.08	39.68	60.00	20.32	QP

Remarks: 1.Emission Level=LISN Factor+Cable Loss+Reading.
 2.If the average limit is met when using a quasi-peak detector, the EUT shall be deemed to meet both limits and measurement with average detector is unnecessary.

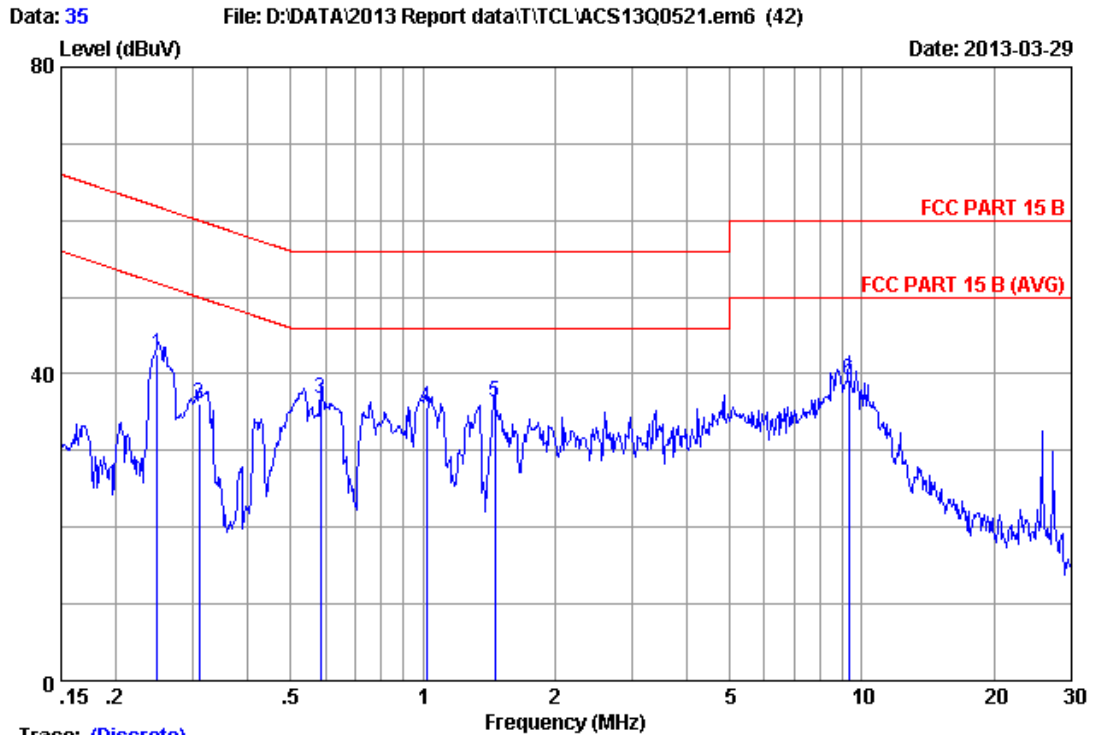


Trace: (Discrete)

Site no :1#conduction Data No :33
 Dis./Ant. **: 2012 ESH2-25 NEUTRAL
 Limit :FCC PART 15 B
 Env./Ins. :25°C/60% Engineer :Dota-YAO
 EUT :LCD TV M/N:LE39FHDE3010
 Power Rating :AC 120V/60Hz
 Test Mode :PC Mode
 Running "H" Pattern And 1KHz Playing
 VGA:1024*768@60Hz

No	Freq (MHz)	LISN Factor (dB)	Cable Loss (dB)	Reading (dBuV)	Emission Level (dBuV)	Limits (dBuV)	Margin (dB)	Remark
1	0.25345	0.22	0.15	40.98	41.35	61.64	20.29	QP
2	0.59478	0.24	0.15	36.16	36.55	56.00	19.45	QP
3	1.016	0.24	0.14	34.01	34.39	56.00	21.61	QP
4	3.140	0.31	0.14	34.28	34.73	56.00	21.27	QP
5	4.926	0.34	0.15	35.02	35.51	56.00	20.49	QP
6	9.352	0.43	0.17	39.55	40.15	60.00	19.85	QP

Remarks: 1.Emission Level=LISN Factor+Cable Loss+Reading.
 2.If the average limit is met when using a quasi-peak detector, the EUT shall be deemed to meet both limits and measurement with average detector is unnecessary.

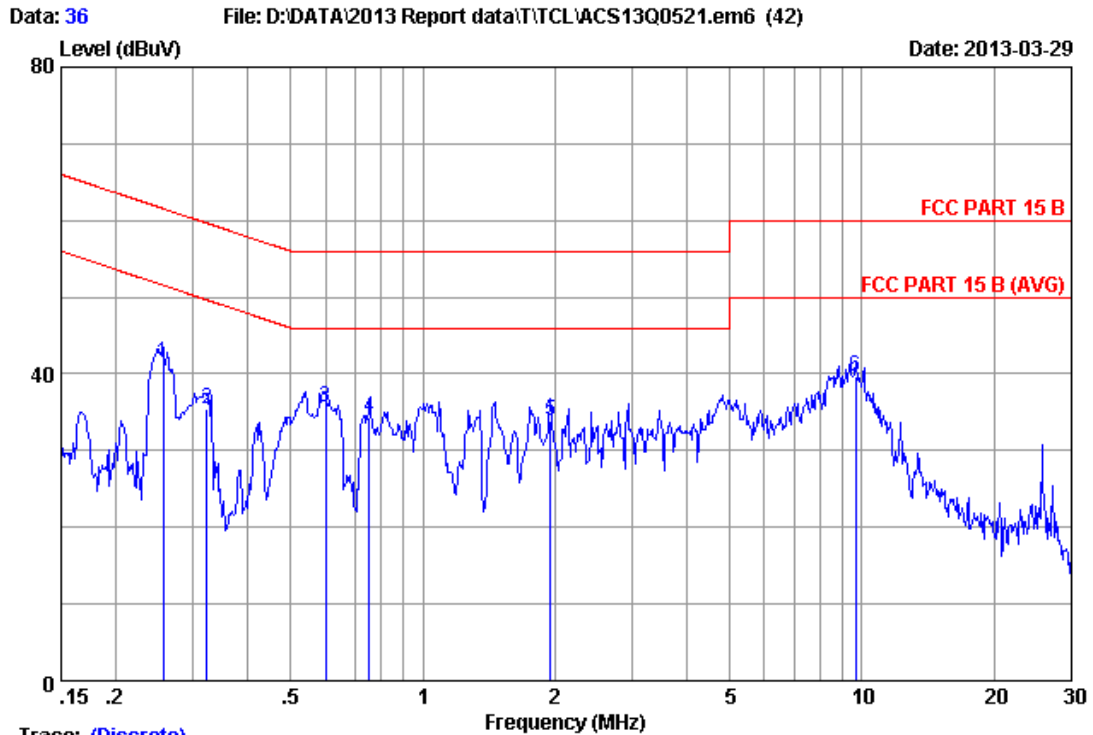


Trace: (Discrete)

Site no :1#conduction Data No :35
 Dis./Ant. **: 2012 ESH2-25 LINE
 Limit :FCC PART 15 B
 Env./Ins. :25°C/60% Engineer :Dota-YAO
 EUT :LCD TV M/N:LE39FHDE3010
 Power Rating :AC 120V/60Hz
 Test Mode :PC Mode
 Running "H" Pattern And 1KHz Playing
 VGA:1920*1080@60Hz

No	Freq (MHz)	LISN Factor (dB)	Cable Loss (dB)	Reading (dBuV)	Emission Level (dBuV)	Limits (dBuV)	Margin (dB)	Remark
1	0.24814	0.19	0.15	42.14	42.48	61.82	19.34	QP
2	0.30998	0.19	0.15	35.74	36.08	59.97	23.89	QP
3	0.58540	0.19	0.15	36.49	36.83	56.00	19.17	QP
4	1.021	0.21	0.14	35.25	35.60	56.00	20.40	QP
5	1.456	0.22	0.14	35.87	36.23	56.00	19.77	QP
6	9.352	0.43	0.17	38.65	39.25	60.00	20.75	QP

Remarks: 1.Emission Level=LISN Factor+Cable Loss+Reading.
 2.If the average limit is met when using a quasi-peak detector, the EUT shall be deemed to meet both limits and measurement with average detector is unnecessary.

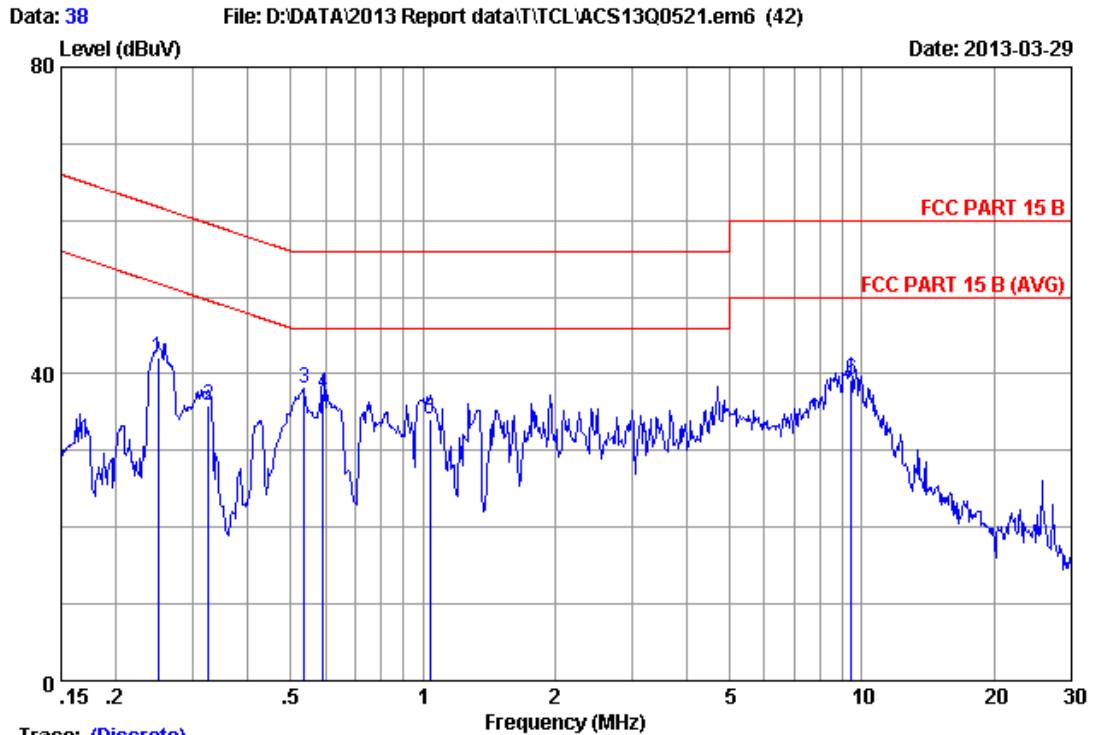


Trace: (Discrete)

Site no :1#conduction Data No :36
 Dis./Ant. **: 2012 ESH2-25 NEUTRAL
 Limit :FCC PART 15 B
 Env./Ins. :25°C/60% Engineer :Dota-YAO
 EUT :LCD TV M/N:LE39FHDE3010
 Power Rating :AC 120V/60Hz
 Test Mode :PC Mode
 Running "H" Pattern And 1KHz Playing
 VGA:1920*1080@60Hz

No	Freq (MHz)	LISN Factor (dB)	Cable Loss (dB)	Reading (dBuV)	Emission Level (dBuV)	Limits (dBuV)	Margin (dB)	Remark
1	0.25615	0.22	0.15	41.02	41.39	61.56	20.17	QP
2	0.32169	0.22	0.15	35.16	35.53	59.66	24.13	QP
3	0.60112	0.24	0.15	35.36	35.75	56.00	20.25	QP
4	0.75493	0.24	0.15	33.83	34.22	56.00	21.78	QP
5	1.949	0.28	0.14	33.46	33.88	56.00	22.12	QP
6	9.654	0.44	0.17	39.10	39.71	60.00	20.29	QP

Remarks: 1.Emission Level=LISN Factor+Cable Loss+Reading.
 2.If the average limit is met when using a quasi-peak detector, the EUT shall be deemed to meet both limits and measurement with average detector is unnecessary.

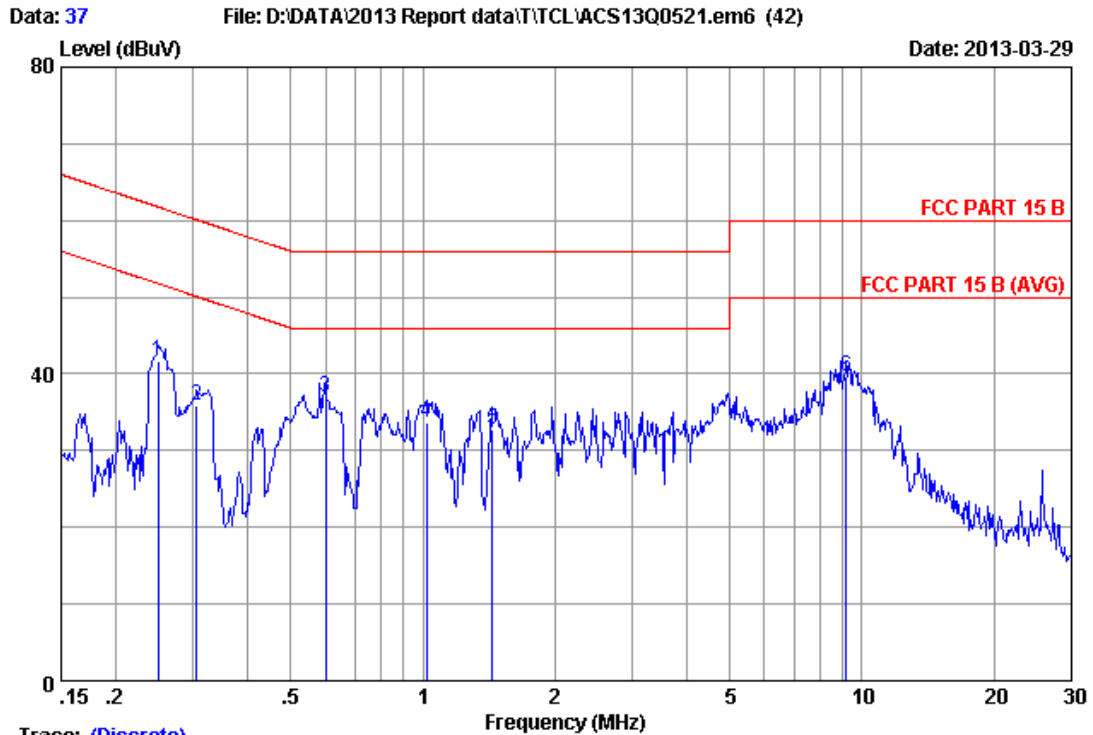


Trace: (Discrete)

Site no :1#conduction Data No :38
 Dis./Ant. **: 2012 ESH2-25 LINE
 Limit :FCC PART 15 B
 Env./Ins. :25°C/60% Engineer :Dota-YAO
 EUT :LCD TV M/N:LE39FHDE3010
 Power Rating :AC 120V/60Hz
 Test Mode :PC Mode
 Running "H" Pattern And 1KHz Playing
 HDMI 1:1920*1080@60Hz

No	Freq (MHz)	LISN Factor (dB)	Cable Loss (dB)	Reading (dBuV)	Emission Level (dBuV)	Limits (dBuV)	Margin (dB)	Remark
1	0.24945	0.19	0.15	41.87	42.21	61.78	19.57	QP
2	0.32512	0.19	0.15	35.56	35.90	59.57	23.67	QP
3	0.53782	0.19	0.15	37.75	38.09	56.00	17.91	QP
4	0.59164	0.20	0.15	37.02	37.37	56.00	18.63	QP
5	1.037	0.21	0.14	33.81	34.16	56.00	21.84	QP
6	9.451	0.44	0.17	38.50	39.11	60.00	20.89	QP

Remarks: 1.Emission Level=LISN Factor+Cable Loss+Reading.
 2.If the average limit is met when using a quasi-peak detector, the EUT shall be deemed to meet both limits and measurement with average detector is unnecessary.

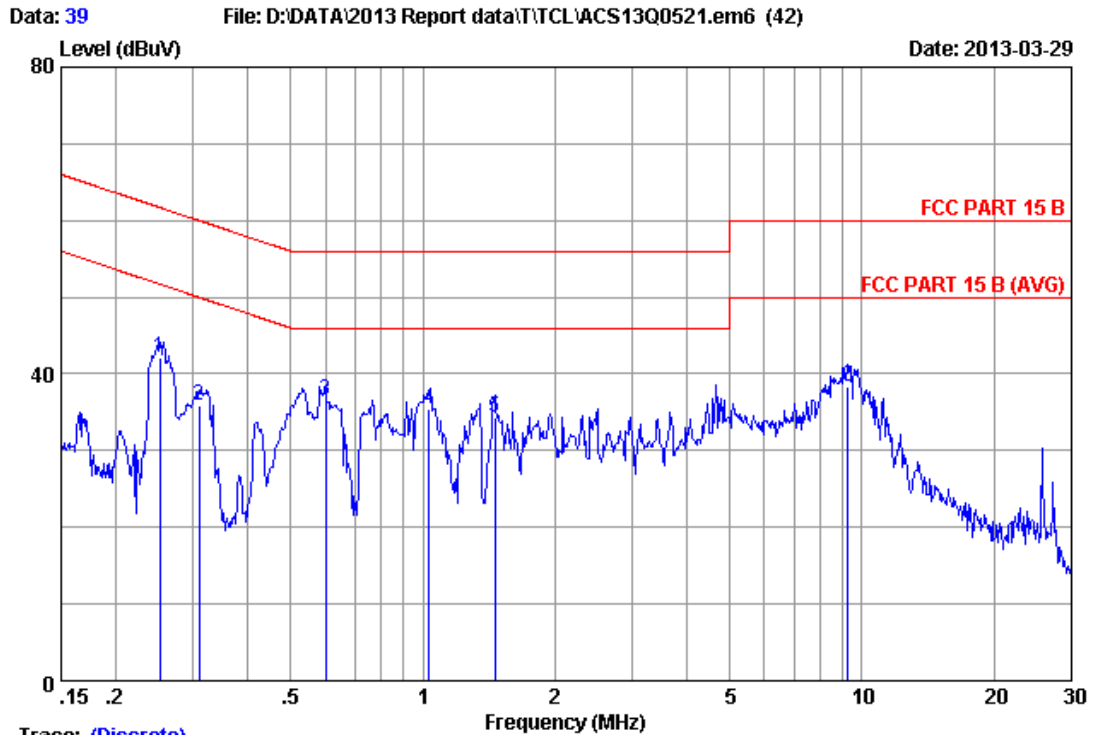


Trace: (Discrete)

Site no :1#conduction Data No :37
 Dis./Ant. :** 2012 ESH2-25 NEUTRAL
 Limit :FCC PART 15 B
 Env./Ins. :25°C/60% Engineer :Dota-YAO
 EUT :LCD TV M/N:LE39FHDE3010
 Power Rating :AC 120V/60Hz
 Test Mode :PC Mode
 Running "H" Pattern And 1KHz Playing
 HDMI 1:1920*1080@60Hz

No	Freq (MHz)	LISN Factor (dB)	Cable Loss (dB)	Reading (dBuV)	Emission Level (dBuV)	Limits (dBuV)	Margin (dB)	Remark
1	0.24945	0.21	0.15	41.39	41.75	61.78	20.03	QP
2	0.30509	0.22	0.15	35.60	35.97	60.10	24.13	QP
3	0.60112	0.24	0.15	36.50	36.89	56.00	19.11	QP
4	1.021	0.24	0.14	33.21	33.59	56.00	22.41	QP
5	1.441	0.26	0.14	32.31	32.71	56.00	23.29	QP
6	9.204	0.43	0.17	39.18	39.78	60.00	20.22	QP

Remarks: 1.Emission Level=LISN Factor+Cable Loss+Reading.
 2.If the average limit is met when using a quasi-peak detector, the EUT shall be deemed to meet both limits and measurement with average detector is unnecessary.

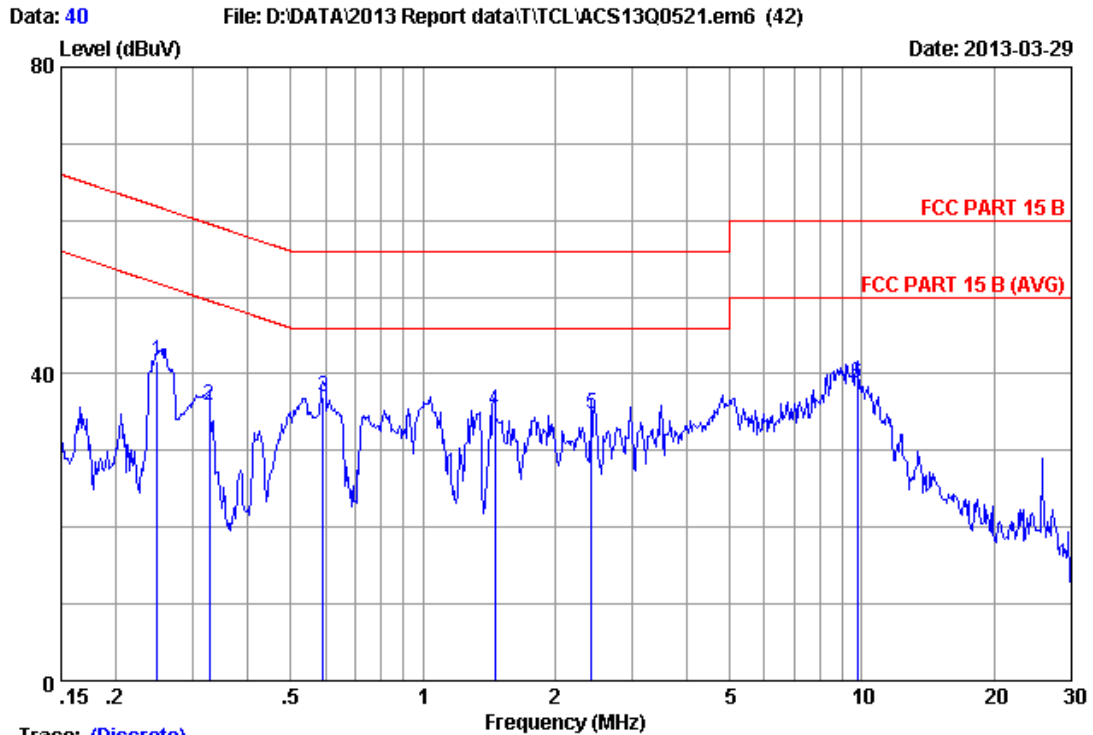


Trace: (Discrete)

Site no :1#conduction Data No :39
 Dis./Ant. **: 2012 ESH2-25 LINE
 Limit :FCC PART 15 B
 Env./Ins. :25°C/60% Engineer :Dota-YAO
 EUT :LCD TV M/N:LE39FHDE3010
 Power Rating :AC 120V/60Hz
 Test Mode :PC Mode
 Running "H" Pattern And 1KHz Playing
 HDMI 2:1920*1080@60Hz

No	Freq (MHz)	LISN Factor (dB)	Cable Loss (dB)	Reading (dBuV)	Emission Level (dBuV)	Limits (dBuV)	Margin (dB)	Remark
1	0.25211	0.19	0.15	41.89	42.23	61.69	19.46	QP
2	0.30998	0.19	0.15	35.56	35.90	59.97	24.07	QP
3	0.60112	0.20	0.15	36.20	36.55	56.00	19.45	QP
4	1.032	0.21	0.14	35.05	35.40	56.00	20.60	QP
5	1.456	0.22	0.14	33.91	34.27	56.00	21.73	QP
6	9.302	0.43	0.17	37.70	38.30	60.00	21.70	QP

Remarks: 1.Emission Level=LISN Factor+Cable Loss+Reading.
 2.If the average limit is met when using a quasi-peak detector, the EUT shall be deemed to meet both limits and measurement with average detector is unnecessary.

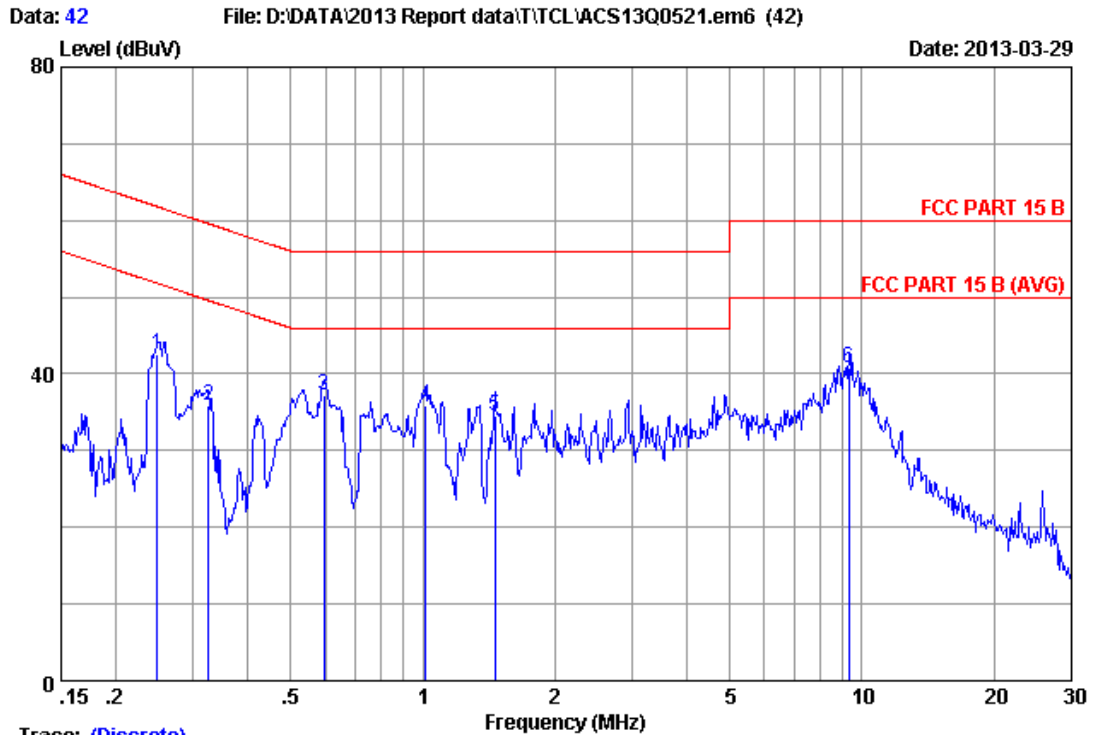


Trace: (Discrete)

Site no : 1#conduction Data No : 40
 Dis./Ant. : ** 2012 ESH2-25 NEUTRAL
 Limit : FCC PART 15 B
 Env./Ins. : 25°C/60% Engineer : Dota-YAO
 EUT : LCD TV M/N:LE39FHDE3010
 Power Rating : AC 120V/60Hz
 Test Mode : PC Mode
 Running "H" Pattern And 1KHz Playing
 HDMI 2:1920*1080@60Hz

No	Freq (MHz)	LISN Factor (dB)	Cable Loss (dB)	Reading (dBuV)	Emission Level (dBuV)	Limits (dBuV)	Margin (dB)	Remark
1	0.24814	0.21	0.15	41.39	41.75	61.82	20.07	QP
2	0.32685	0.22	0.15	35.46	35.83	59.53	23.70	QP
3	0.59164	0.23	0.15	36.67	37.05	56.00	18.95	QP
4	1.456	0.26	0.14	34.89	35.29	56.00	20.71	QP
5	2.422	0.29	0.14	34.44	34.87	56.00	21.13	QP
6	9.757	0.44	0.17	38.14	38.75	60.00	21.25	QP

Remarks: 1. Emission Level=LISN Factor+Cable Loss+Reading.
 2. If the average limit is met when using a quasi-peak detector, the EUT shall be deemed to meet both limits and measurement with average detector is unnecessary.

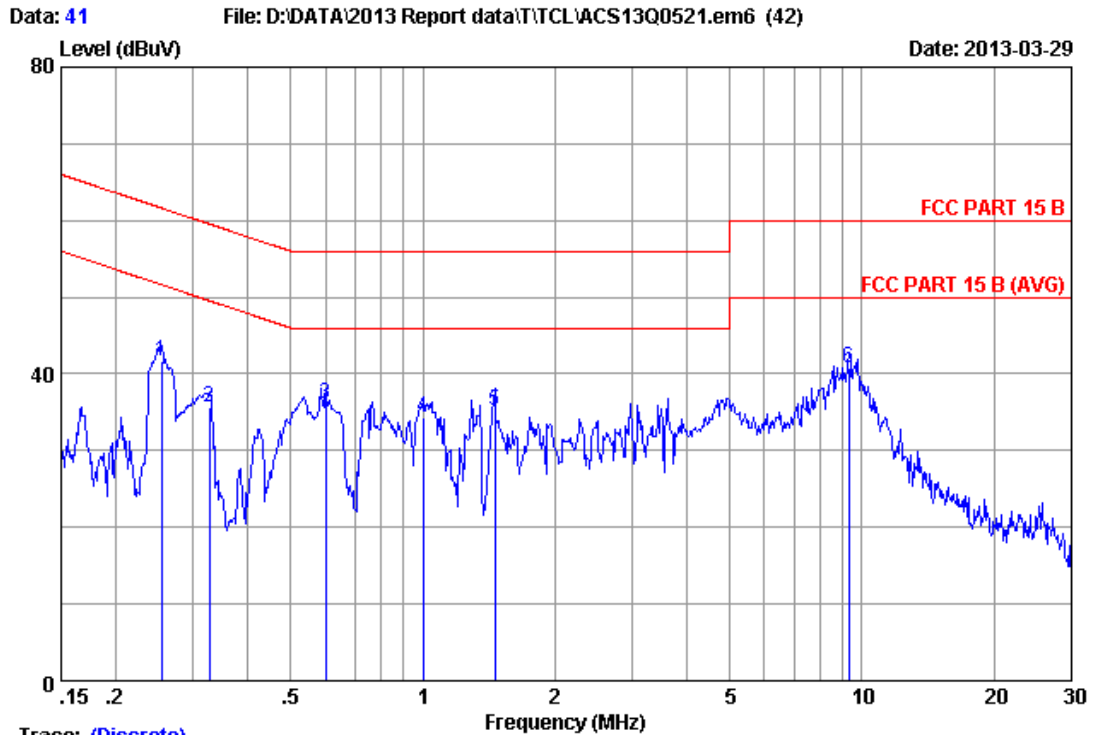


Trace: (Discrete)

Site no : 1#conduction Data No : 42
 Dis./Ant. : ** 2012 ESH2-25 LINE
 Limit : FCC PART 15 B
 Env./Ins. : 25°C/60% Engineer : Dota-YAO
 EUT : LCD TV M/N:LE39FHDE3010
 Power Rating : AC 120V/60Hz
 Test Mode : PC Mode
 Running "H" Pattern And 1KHz Playing
 HDMI 3:1920*1080@60Hz

No	Freq (MHz)	LISN Factor (dB)	Cable Loss (dB)	Reading (dBuV)	Emission Level (dBuV)	Limits (dBuV)	Margin (dB)	Remark
1	0.24814	0.19	0.15	42.30	42.64	61.82	19.18	QP
2	0.32512	0.19	0.15	35.58	35.92	59.57	23.65	QP
3	0.59478	0.20	0.15	36.82	37.17	56.00	18.83	QP
4	1.016	0.21	0.14	35.51	35.86	56.00	20.14	QP
5	1.456	0.22	0.14	34.27	34.63	56.00	21.37	QP
6	9.352	0.43	0.17	40.14	40.74	60.00	19.26	QP

Remarks: 1. Emission Level=LISN Factor+Cable Loss+Reading.
 2. If the average limit is met when using a quasi-peak detector, the EUT shall be deemed to meet both limits and measurement with average detector is unnecessary.



Trace: (Discrete)

Site no :1#conduction Data No :41
 Dis./Ant. **: 2012 ESH2-25 NEUTRAL
 Limit :FCC PART 15 B
 Env./Ins. :25°C/60% Engineer :Dota-YAO
 EUT :LCD TV M/N:LE39FHDE3010
 Power Rating :AC 120V/60Hz
 Test Mode :PC Mode
 Running "H" Pattern And 1KHz Playing
 HDMI 3:1920*1080@60Hz

No	Freq (MHz)	LISN Factor (dB)	Cable Loss (dB)	Reading (dBuV)	Emission Level (dBuV)	Limits (dBuV)	Margin (dB)	Remark
1	0.25345	0.22	0.15	41.36	41.73	61.64	19.91	QP
2	0.32685	0.22	0.15	35.36	35.73	59.53	23.80	QP
3	0.60112	0.24	0.15	35.64	36.03	56.00	19.97	QP
4	0.99968	0.24	0.14	34.01	34.39	56.00	21.61	QP
5	1.456	0.26	0.14	34.81	35.21	56.00	20.79	QP
6	9.352	0.43	0.17	40.20	40.80	60.00	19.20	QP


Remarks: 1.Emission Level=LISN Factor+Cable Loss+Reading.
 2.If the average limit is met when using a quasi-peak detector, the EUT shall be deemed to meet both limits and measurement with average detector is unnecessary.



FCC ID: W8ULE39FHDE3010

AUDIX Technology (Shenzhen) Co., Ltd.

Page 3-1



4. RADIATED EMISSION MEASUREMENT

4.1. Test Equipment

4.1.1. For frequency range 30MHz~1000MHz

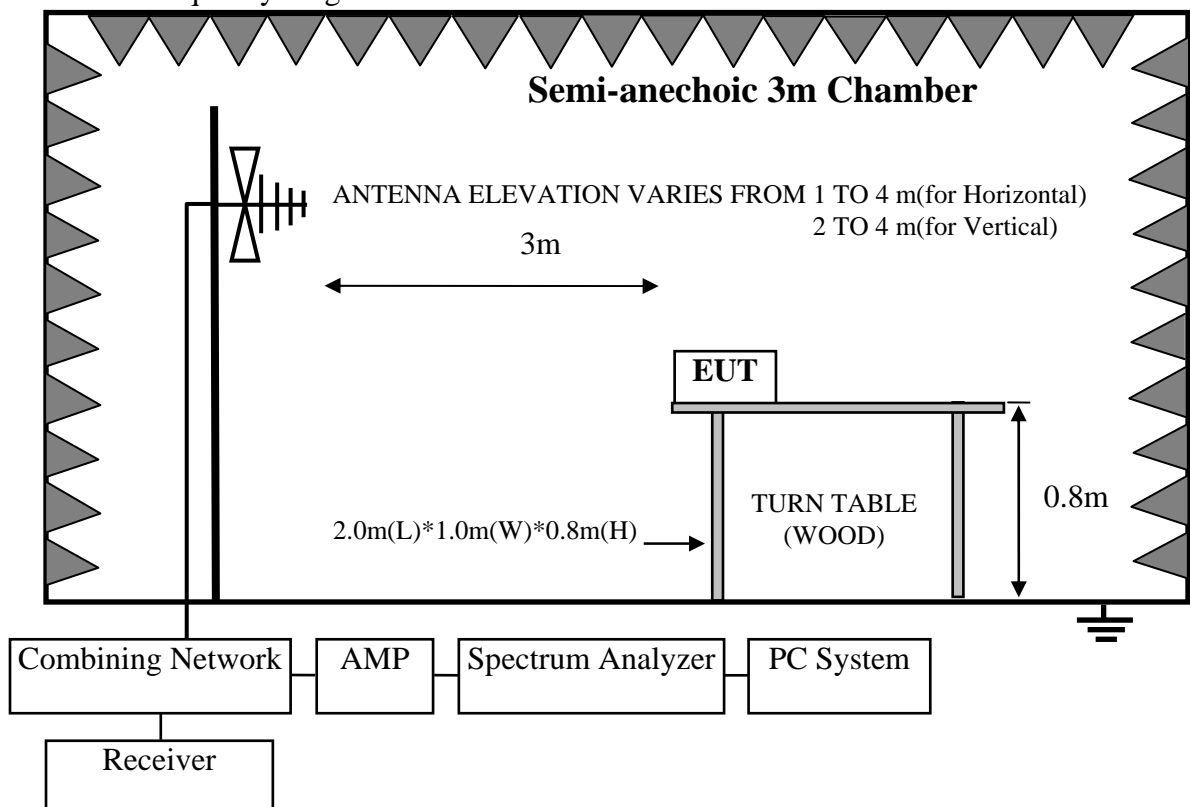
Item	Equipment	Manufacturer	Model No.	Serial No.	Last Cal.	Cal. Interval
1	3#Chamber	AUDIX	N/A	N/A	Nov.24,12	1 Year
2	EMI Spectrum	Agilent	E4407B	MY41440292	May.08, 12	1 Year
3	Test Receiver	Rohde & Schwarz	ESVS10	834468/011	May.08, 12	1 Year
4	Amplifier	HP	8447D	2648A04738	May.08, 12	1 Year
5	Bilog Antenna	Schaffner	CBL6111C	2598	Dec.26, 10	2.0 Year
6	RF Cable	MIYAZAKI	CFD400-NL	3# Chamber No.1	May.08, 12	1 Year
7	Coaxial Switch	Anritsu	MP59B	M74389	May.08, 12	1 Year

4.1.2. For frequency range 1GHz~2GHz

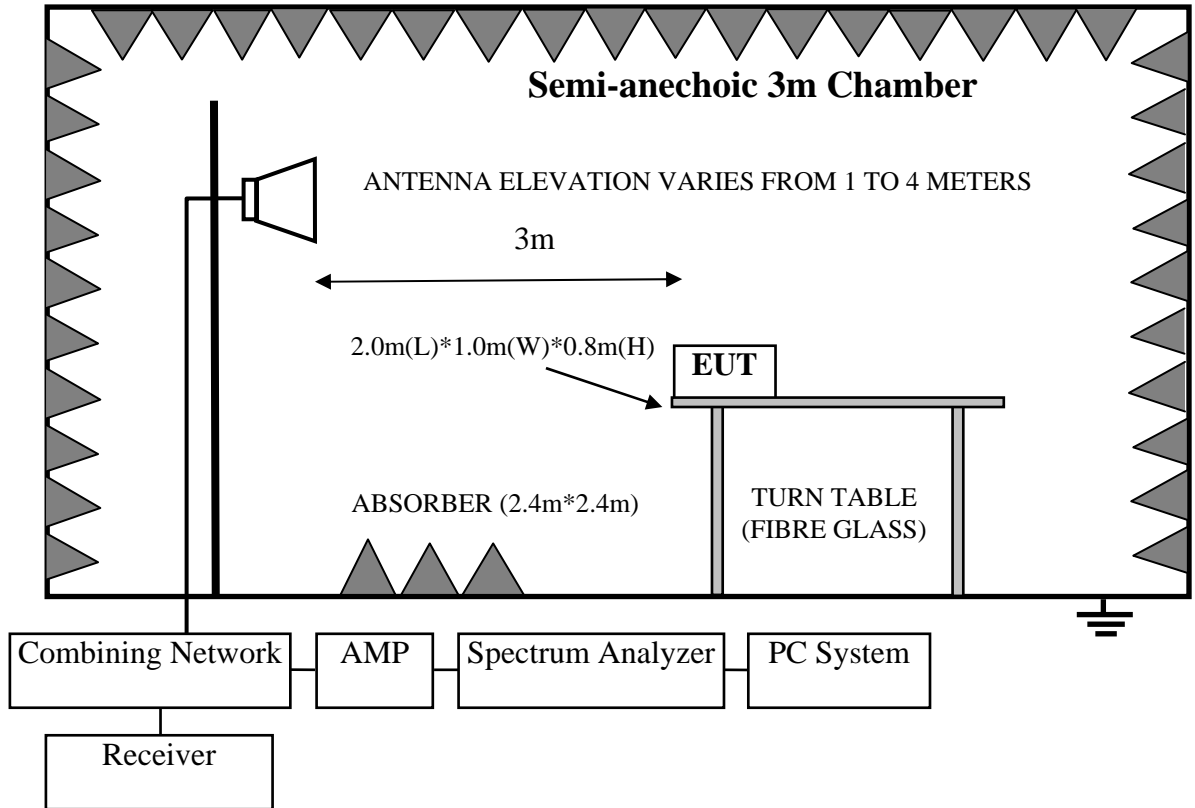
Item	Equipment	Manufacturer	Model No.	Serial No.	Last Cal.	Cal. Interval
1	Spectrum Analyzer	Agilent	E4407B	MY41440292	May.08, 12	1 Year
2	Horn Antenna	EMCO	3115	9510-4580	June.05, 12	1 Year
3	Amplifier	Agilent	8449B	3008A00863	May.08, 12	1 Year
4	RF Cable	Hubersuhner	SUCOFLEX106	77980/6	May.08, 12	1 Year
5	RF Cable	Hubersuhner	SUCOFLEX106	77977/6	May.08, 12	1 Year

4.2. Block Diagram of Test Setup

For frequency range 30MHz-1000MHz



For frequency range 1GHz-2GHz



4.3. Radiated Emission Limit

Frequency MHz	Distance (Meters)	Field Strengths Limits dB(μ V)/m
30 ~ 88	3	40.0
88 ~ 216	3	43.5
216 ~ 960	3	46.0
960 ~ 1000	3	54.0
Above 1000	3	74(Peak)54(Average)

- Remark: (1) Emission level = Antenna Factor + Cable Loss + Reading
 Emission level = Antenna Factor - Amp Factor + Cable Loss + Reading (above 1000MHz)
- (2) The smaller limit shall apply at the cross point between two frequency bands.
- (3) Distance is the distance in meters between the measuring instrument, antenna and the closest point of any part of the device or system.

4.4. EUT Configuration on Test

The configurations of EUT are listed in Section 3.4

4.5. Operating Condition of EUT

Same as Conducted Emission test that is listed in Section 3.5. except the test set up replaced by Section 4.2.

4.6. Test Procedure

The EUT was placed on a non-metallic table, 80 cm above the ground plane inside a semi-anechoic chamber. An antenna was located 3m from the EUT on an adjustable mast. A pre-scan was first performed in order to find prominent radiated emissions. For final emissions measurements at each frequency of interest, the EUT were rotated and the antenna height was varied between 1m and 4m in order to maximize the emission. Measurements in both horizontal and vertical polarities were made and the data was recorded. In order to find the maximum emission, the relative positions of equipments and all of the interface cables were changed according to ANSI C63.4: 2009 on Radiated Emission test.

The bandwidth of the EMI test receiver (R&S ESVS10) is set at 120kHz for frequency range from 30MHz to 1000 MHz.

The bandwidth of the Spectrum's RBW is set at 1MHz and VBW is set at 3MHz for peak emissions measurement above 1GHz and 1MHz RBW, 10Hz VBW for average emissions measure above 1GHz.

4.7. Radiated Disturbance Test Results

PASS. (All emissions not reported below are too low against the prescribed limits.)

EUT: LCD TV Model No. : LE39FHDE3010

For frequency range 30MHz~1000MHz

The EUT with the following test modes were tested and selected to read Q.P values, all the test results are listed in next pages.

Test Date: Mar.29,2013 Temperature: 24°C Humidity: 56%

The details of test modes are as follows :

No.	Test Mode	Input Port	Resolution & Frequency	Reference Test Data No.	
				Horizontal	Vertical
1.	PC Mode	VGA	640*480 @60Hz	#42	#41
2.			1024*768 @ 60Hz	#39	#40
3. ※			1920*1080@60Hz	#38	#37
4.		HDMI 1	1920*1080@60Hz	#35	#36
5.		HDMI 2	1920*1080@60Hz	#34	#33
6.		HDMI 3	1920*1080@60Hz	#31	#32

(※ Worst test mode)

For frequency range 1GHz~2GHz

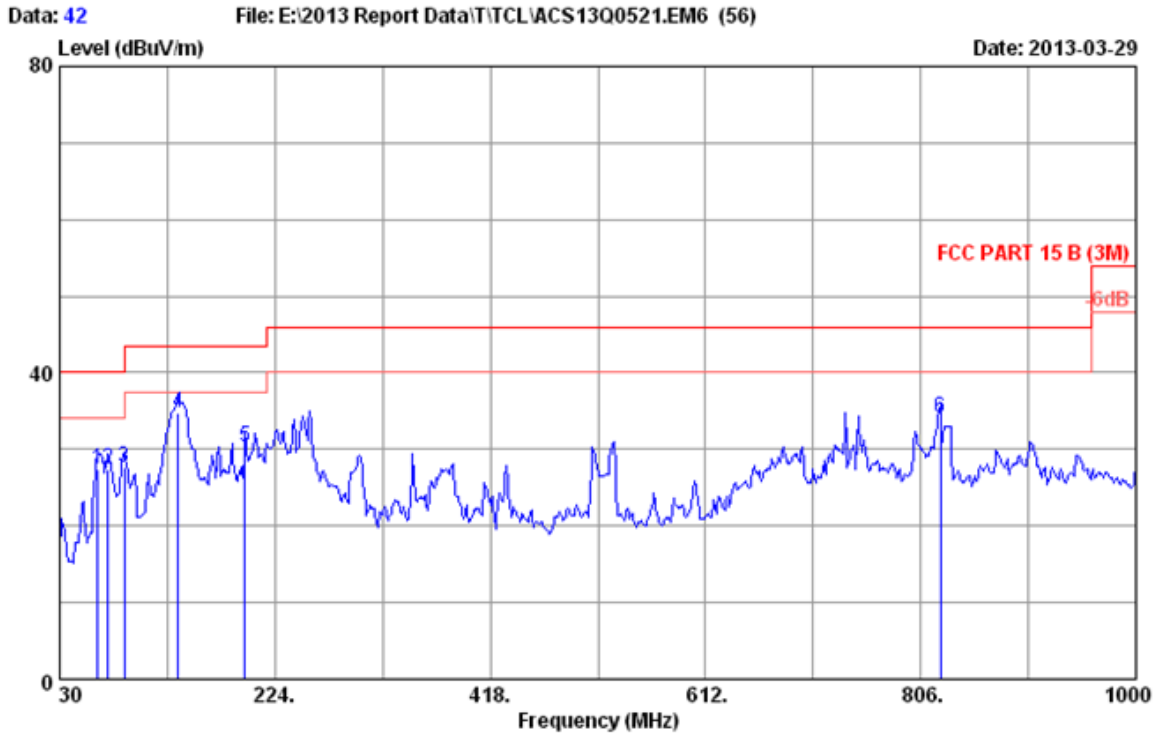
The EUT with below test mode were measured within Anechoic Chamber and the test results listed in next pages

Note: For all the emissions above 1GHz, the peak measured level comply with peak limit, so the average level were deemed to comply with average limit.

Test Date: Mar.29, 2013 Temperature: 24°C Humidity: 56%

NO.	Test Mode	Resolution & Frequency	Reference Test Data No.	
			Horizontal	Vertical
1.	VGA	1920*1080 @60Hz	#44	#43
2.	HDMI 1	1920*1080 @60Hz	#49	#50
3.	HDMI 2	1920*1080 @60Hz	#48	#47
4.	HDMI 3	1920*1080 @60Hz	#45	#46

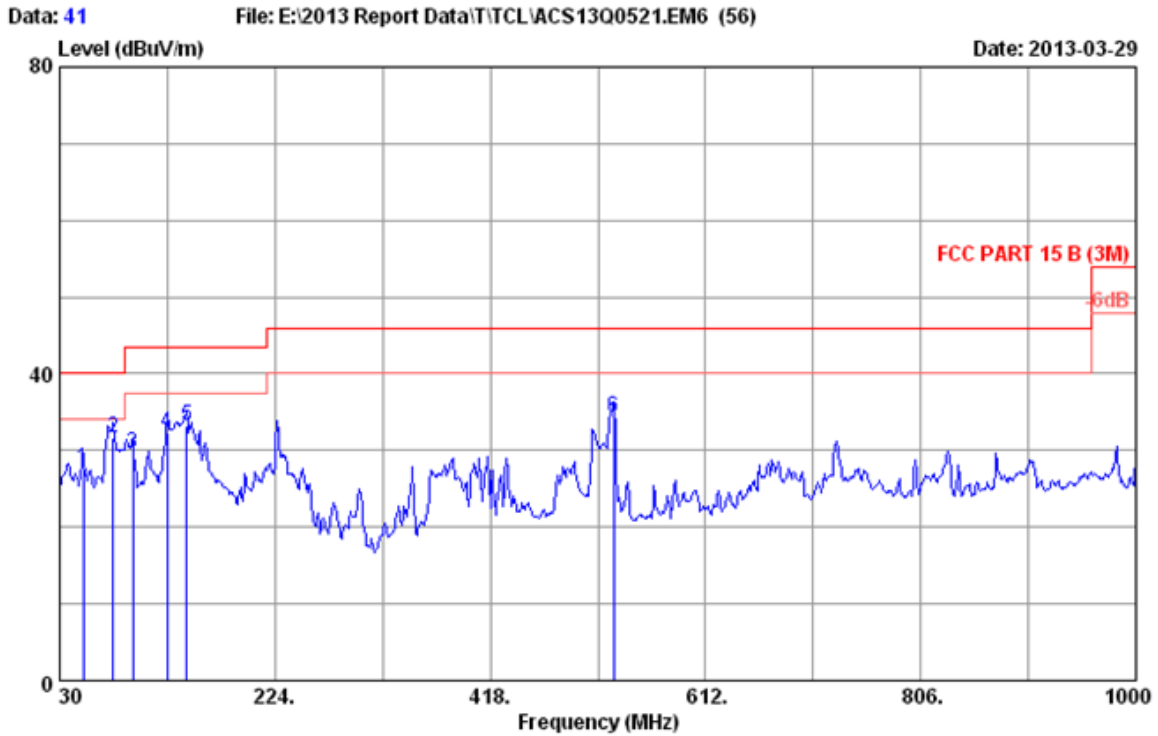
30MHz~1000MHz



Site no. : 3m Chamber Data no. : 42
 Dis. / Ant. : 3m 9168-429 Ant. pol. : HORIZONTAL
 Limit : FCC PART 15 B (3M)
 Env. / Ins. : 24°C/65% Engineer : Even_Deng
 EUT : LCD TV M/N:LE39FHDE3010
 Power rating : AC 120V/60Hz
 Test Mode : Running "H" Pattern And 1KHz Playing
 VGA:640*480@60Hz

No.	Freq. (MHz)	Ant. Factor (dB/m)	Cable Loss (dB)	Reading (dBuV)	Emission Level (dBuV/m)	Limits (dBuV/m)	Margin (dB)	Remark
1	63.950	11.99	0.69	14.79	27.47	40.00	12.53	QP
2	73.650	10.26	0.72	16.47	27.45	40.00	12.55	QP
3	88.200	9.41	0.79	17.34	27.54	43.50	15.96	QP
4	136.700	13.27	0.93	20.56	34.76	43.50	8.74	QP
5	196.840	10.08	1.06	19.18	30.32	43.50	13.18	QP
6	823.460	20.86	2.72	10.45	34.03	46.00	11.97	QP

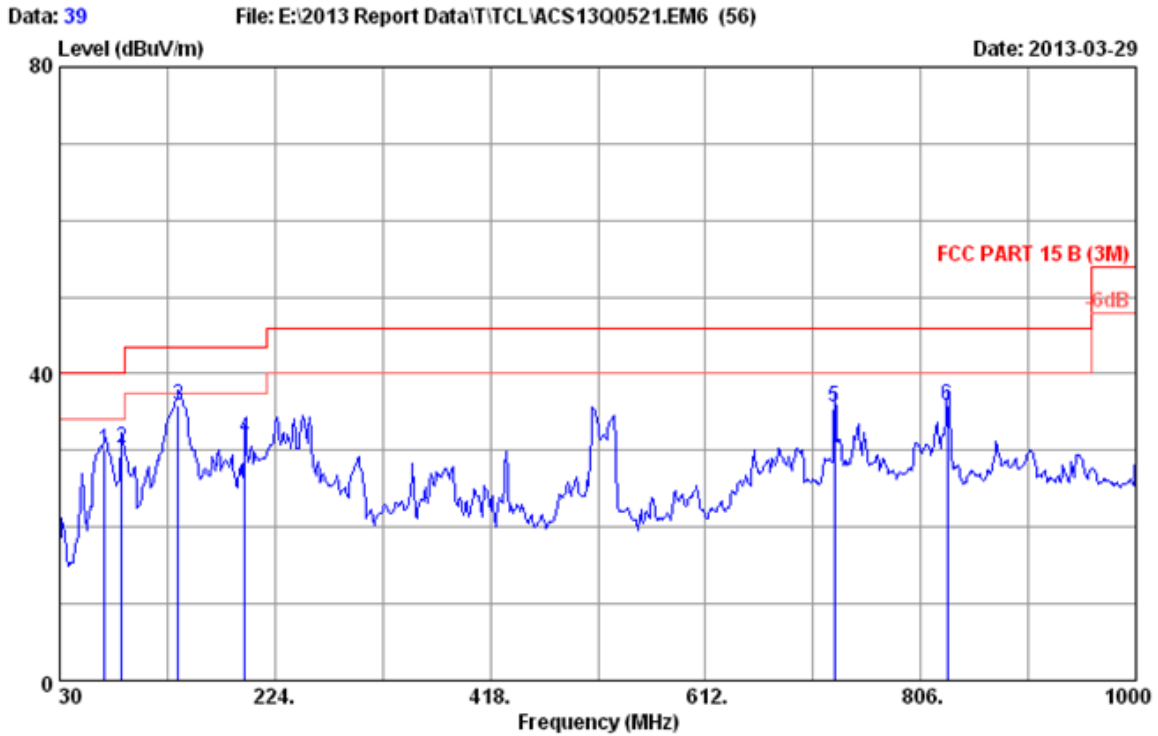
Remarks: 1. Emission Level= Antenna Factor + Cable Loss + Reading.
 2. The emission levels that are 20dB below the official limit are not reported.



Site no. : 3m Chamber Data no. : 41
 Dis. / Ant. : 3m 9168-429 Ant. pol. : VERTICAL
 Limit : FCC PART 15 B (3M)
 Env. / Ins. : 24°C/65% Engineer : Even_Deng
 EUT : LCD TV M/N:LE39FHDE3010
 Power rating : AC 120V/60Hz
 Test Mode : Running "H" Pattern And 1KHz Playing
 VGA:640*480@60Hz

No.	Freq. (MHz)	Ant. Factor (dB/m)	Cable Loss (dB)	Reading (dBuV)	Emission Level (dBuV/m)	Limits (dBuV/m)	Margin (dB)	Remark
1	51.340	13.43	0.63	13.59	27.65	40.00	12.35	QP
2	78.500	9.52	0.76	21.31	31.59	40.00	8.41	QP
3	95.960	9.86	0.82	19.05	29.73	43.50	13.77	QP
4	127.000	12.62	0.91	18.75	32.28	43.50	11.22	QP
5	144.460	13.80	0.94	18.46	33.20	43.50	10.30	QP
6	529.550	17.04	1.91	15.44	34.39	46.00	11.61	QP

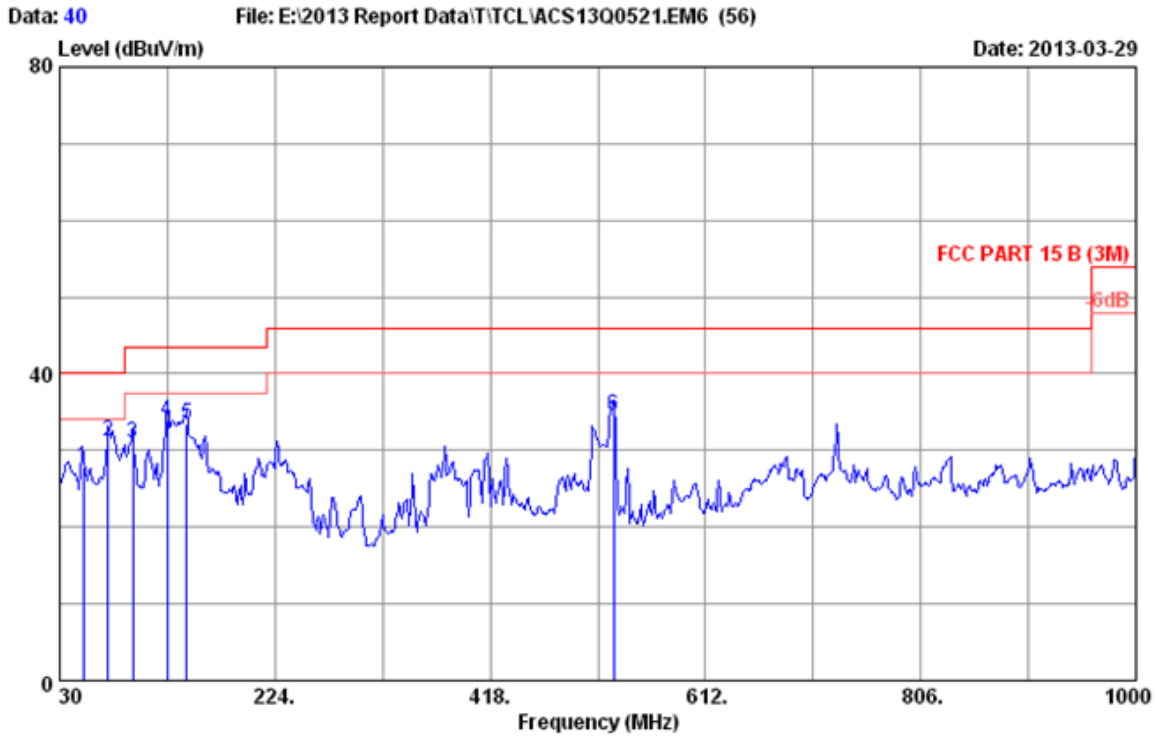
Remarks: 1. Emission Level= Antenna Factor + Cable Loss + Reading.
 2. The emission levels that are 20dB below the official limit are not reported.



Site no. : 3m Chamber Data no. : 39
 Dis. / Ant. : 3m 9168-429 Ant. pol. : HORIZONTAL
 Limit : FCC PART 15 B (3M)
 Env. / Ins. : 24°C/65% Engineer : Even_Deng
 EUT : LCD TV M/N:LE39FHDE3010
 Power rating : AC 120V/60Hz
 Test Mode : Running "H" Pattern And 1KHz Playing
 VGA:1024*768@60Hz

No.	Freq. (MHz)	Ant. Factor (dB/m)	Cable Loss (dB)	Reading (dBuV)	Emission Level (dBuV/m)	Limits (dBuV/m)	Margin (dB)	Remark
1	70.740	10.71	0.72	18.64	30.07	40.00	9.93	QP
2	86.260	9.38	0.79	20.03	30.20	40.00	9.80	QP
3	136.700	13.27	0.93	21.75	35.95	43.50	7.55	QP
4	196.840	10.08	1.06	20.40	31.54	43.50	11.96	QP
5	728.400	20.01	2.50	13.07	35.58	46.00	10.42	QP
6	830.250	20.91	2.73	12.18	35.82	46.00	10.18	QP

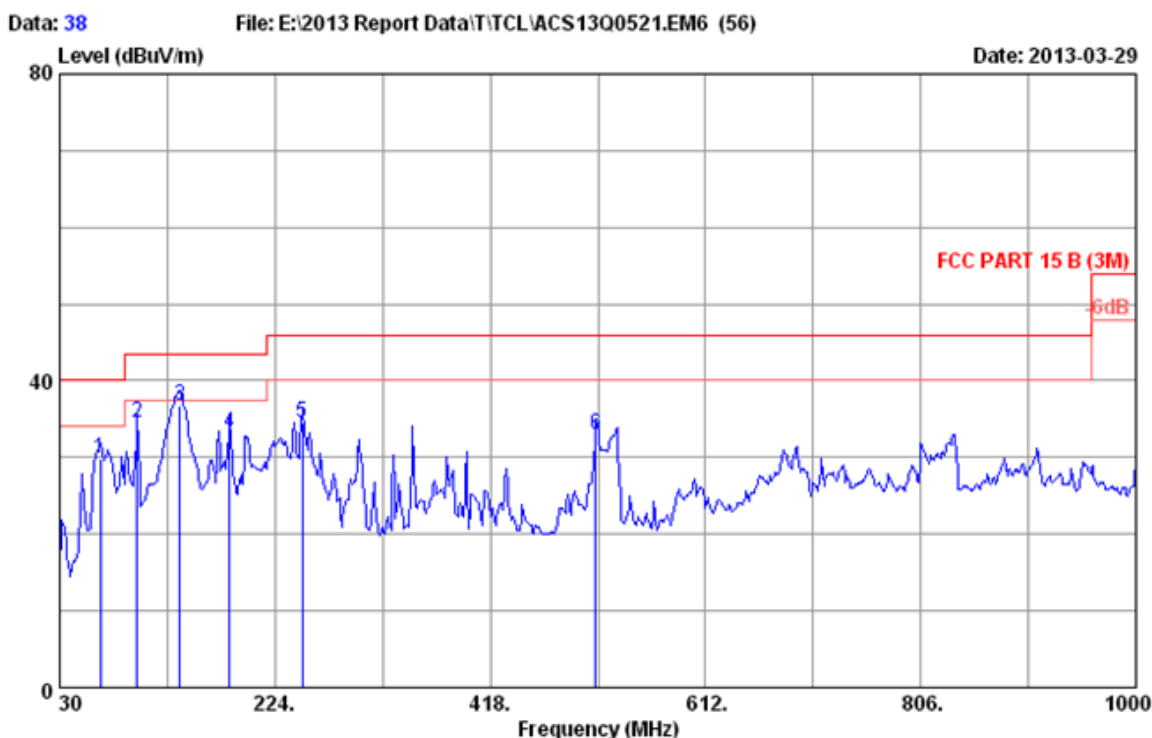
Remarks: 1. Emission Level= Antenna Factor + Cable Loss + Reading.
 2. The emission levels that are 20dB below the official limit are not reported.



Site no. : 3m Chamber Data no. : 40
 Dis. / Ant. : 3m 9168-429 Ant. pol. : VERTICAL
 Limit : FCC PART 15 B (3M)
 Env. / Ins. : 24°C/65% Engineer : Even_Deng
 EUT : LCD TV M/N:LE39FHDE3010
 Power rating : AC 120V/60Hz
 Test Mode : Running "H" Pattern And 1KHz Playing
 VGA:1024*768@60Hz

No.	Freq. (MHz)	Ant. Factor (dB/m)	Cable Loss (dB)	Reading (dBuV)	Emission Level (dBuV/m)	Limits (dBuV/m)	Margin (dB)	Remark
1	51.340	13.43	0.63	13.76	27.82	40.00	12.18	QP
2	73.650	10.26	0.72	20.17	31.15	40.00	8.85	QP
3	95.960	9.86	0.82	20.20	30.88	43.50	12.62	QP
4	127.000	12.62	0.91	20.31	33.84	43.50	9.66	QP
5	144.460	13.80	0.94	18.66	33.40	43.50	10.10	QP
6	529.550	17.04	1.91	15.56	34.51	46.00	11.49	QP

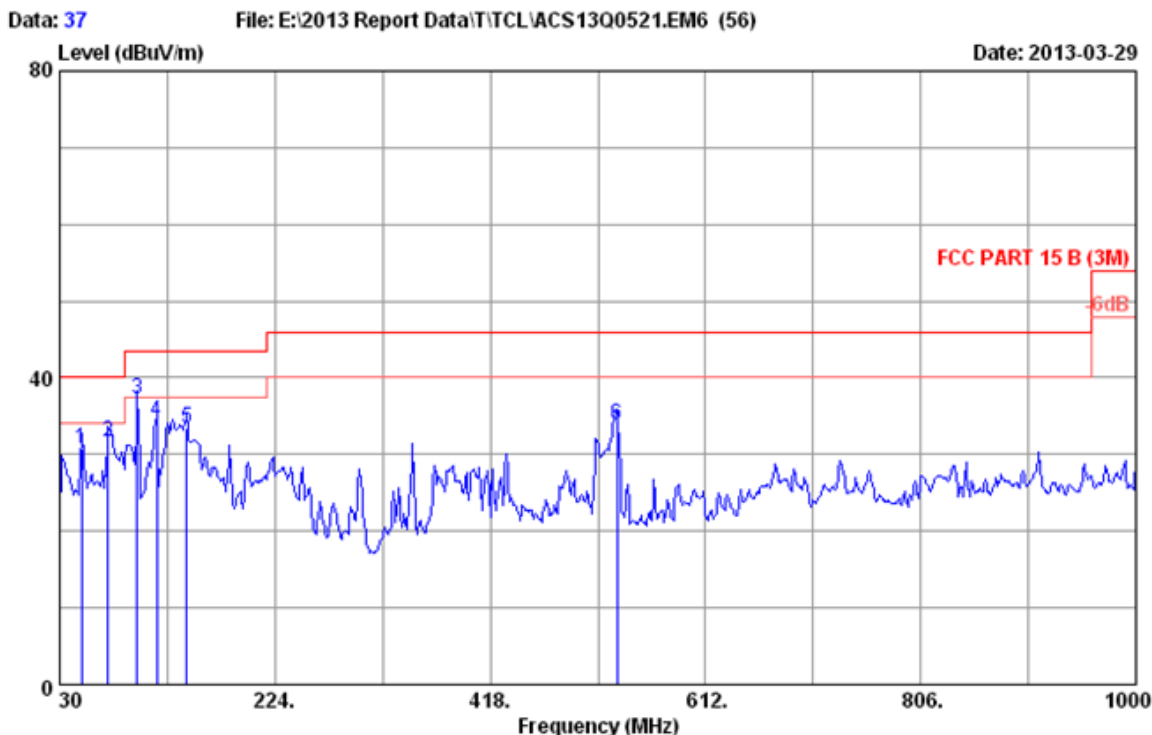
Remarks: 1. Emission Level= Antenna Factor + Cable Loss + Reading.
 2. The emission levels that are 20dB below the official limit are not reported.



Site no. : 3m Chamber Data no. : 38
 Dis. / Ant. : 3m 9168-429 Ant. pol. : HORIZONTAL
 Limit : FCC PART 15 B (3M)
 Env. / Ins. : 24°C/65% Engineer : Even_Deng
 EUT : LCD TV M/N:LE39FHDE3010
 Power rating : AC 120V/60Hz
 Test Mode : Running "H" Pattern And 1KHz Playing
 VGA:1920*1080@60Hz

No.	Freq. (MHz)	Ant. Factor (dB/m)	Cable Loss (dB)	Reading (dBuV)	Emission Level (dBuV/m)	Limits (dBuV/m)	Margin (dB)	Remark
1	66.860	11.43	0.69	17.79	29.91	40.00	10.09	QP
2	99.840	10.14	0.85	23.63	34.62	43.50	8.88	QP
3	138.640	13.41	0.93	22.32	36.66	43.50	6.84	QP
4	183.260	11.29	1.03	20.92	33.24	43.50	10.26	QP
5	248.250	11.55	1.16	21.87	34.58	46.00	11.42	QP
6	513.060	16.75	1.87	14.38	33.00	46.00	13.00	QP

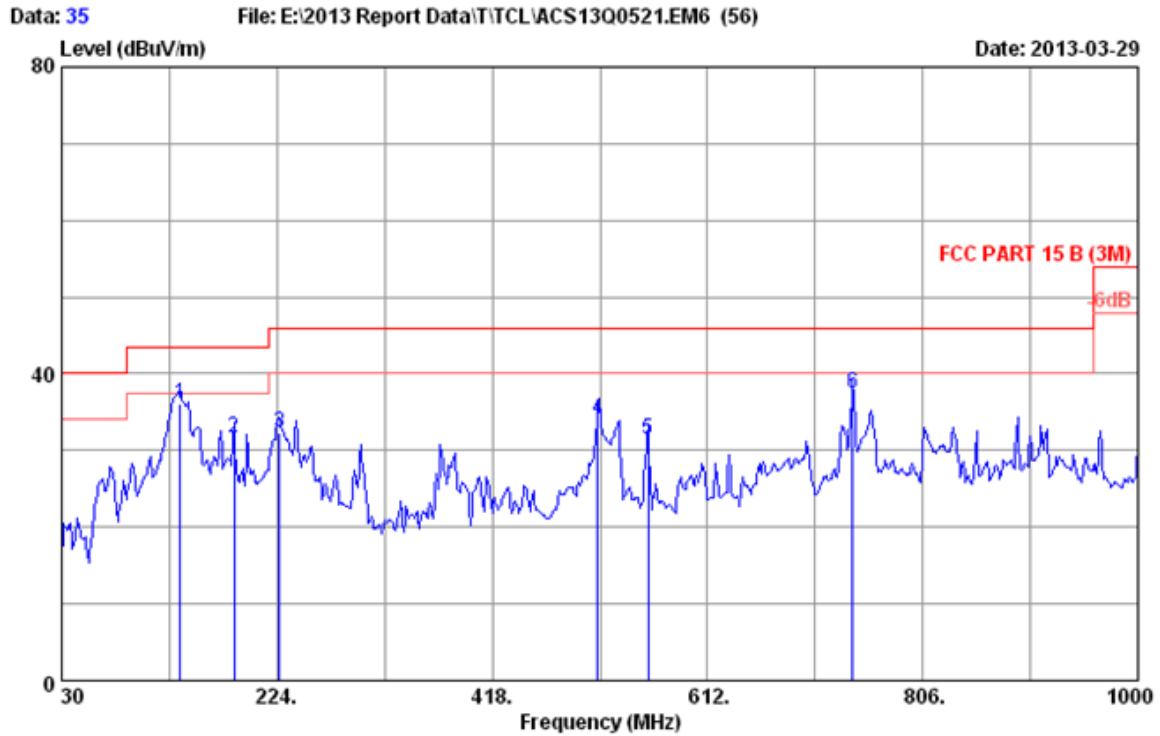
Remarks: 1. Emission Level= Antenna Factor + Cable Loss + Reading.
 2. The emission levels that are 20dB below the official limit are not reported.



Site no. : 3m Chamber Data no. : 37
 Dis. / Ant. : 3m 9168-429 Ant. pol. : VERTICAL
 Limit : FCC PART 15 B (3M)
 Env. / Ins. : 24°C/65% Engineer : Even_Deng
 EUT : LCD TV M/N:LE39FHDE3010
 Power rating : AC 120V/60Hz
 Test Mode : Running "H" Pattern And 1KHz Playing
 VGA:1920*1080@60Hz

No.	Freq. (MHz)	Ant. Factor (dB/m)	Cable Loss (dB)	Reading (dBuV)	Emission Level (dBuV/m)	Limits (dBuV/m)	Margin (dB)	Remark
1	49.400	13.55	0.63	16.60	30.78	40.00	9.22	QP
2	73.650	10.26	0.72	20.68	31.66	40.00	8.34	QP
3	99.840	10.14	0.85	26.25	37.24	43.50	6.26	QP
4	117.300	11.94	0.88	21.49	34.31	43.50	9.19	QP
5	144.460	13.80	0.94	18.75	33.49	43.50	10.01	QP
6	532.460	17.09	1.93	14.94	33.96	46.00	12.04	QP

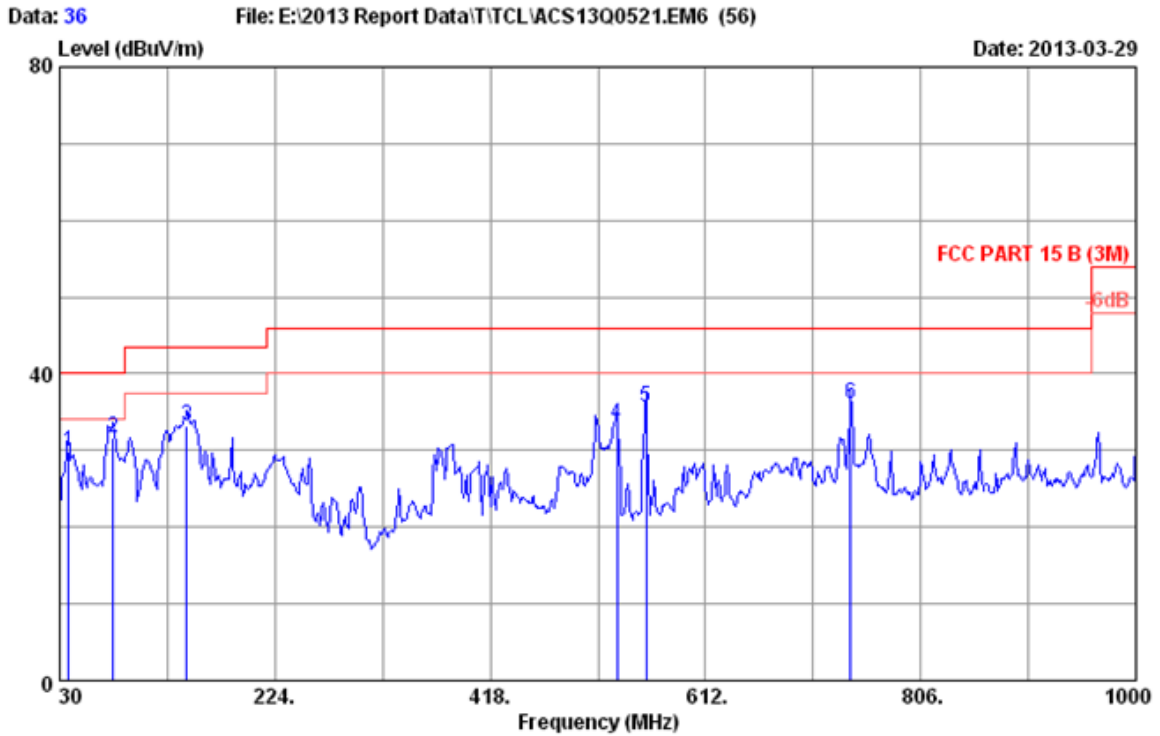
Remarks: 1. Emission Level= Antenna Factor + Cable Loss + Reading.
 2. The emission levels that are 20dB below the official limit are not reported.



Site no. : 3m Chamber Data no. : 35
 Dis. / Ant. : 3m 9168-429 Ant. pol. : HORIZONTAL
 Limit : FCC PART 15 B (3M)
 Env. / Ins. : 24°C/65% Engineer : Even_Deng
 EUT : LCD TV M/N:LE39FHDE3010
 Power rating : AC 120V/60Hz
 Test Mode : Running "H" Pattern And 1KHz Playing
 HDMI 1:1920*1080@60Hz

No.	Freq. (MHz)	Ant. Factor (dB/m)	Cable Loss (dB)	Reading (dBuV)	Emission Level (dBuV/m)	Limits (dBuV/m)	Margin (dB)	Remark
1	136.700	13.27	0.93	21.94	36.14	43.50	7.36	QP
2	185.200	11.05	1.03	19.61	31.69	43.50	11.81	QP
3	225.940	10.98	1.12	20.24	32.34	46.00	13.66	QP
4	513.060	16.75	1.87	15.54	34.16	46.00	11.84	QP
5	558.650	17.54	1.99	11.99	31.52	46.00	14.48	QP
6	742.950	20.19	2.54	14.66	37.39	46.00	8.61	QP

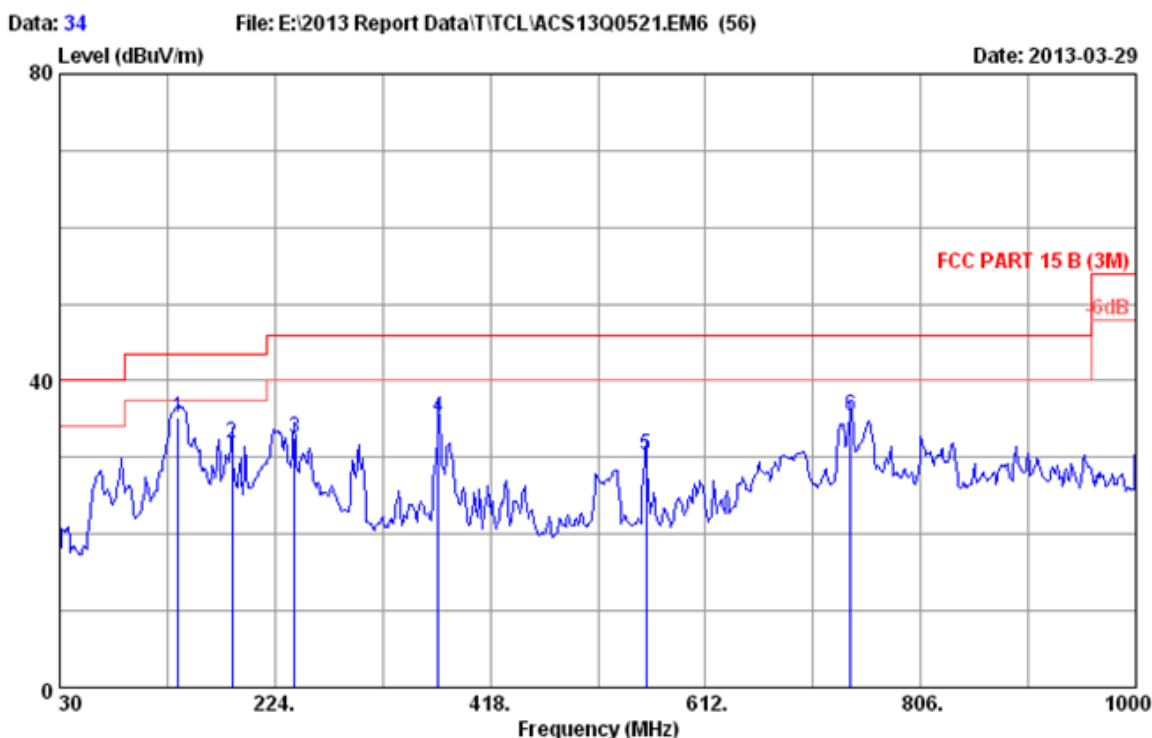
Remarks: 1. Emission Level= Antenna Factor + Cable Loss + Reading.
 2. The emission levels that are 20dB below the official limit are not reported.



Site no. : 3m Chamber Data no. : 36
 Dis. / Ant. : 3m 9168-429 Ant. pol. : VERTICAL
 Limit : FCC PART 15 B (3M)
 Env. / Ins. : 24°C/65% Engineer : Even_Deng
 EUT : LCD TV M/N:LE39FHDE3010
 Power rating : AC 120V/60Hz
 Test Mode : Running "H" Pattern And 1KHz Playing
 HDMI 1:1920*1080@60Hz

No.	Freq. (MHz)	Ant. Factor (dB/m)	Cable Loss (dB)	Reading (dBuV)	Emission Level (dBuV/m)	Limits (dBuV/m)	Margin (dB)	Remark
1	37.760	13.77	0.51	15.69	29.97	40.00	10.03	QP
2	78.500	9.52	0.76	21.35	31.63	40.00	8.37	QP
3	144.460	13.80	0.94	18.53	33.27	43.50	10.23	QP
4	532.460	17.09	1.93	14.32	33.34	46.00	12.66	QP
5	558.650	17.54	1.99	16.12	35.65	46.00	10.35	QP
6	742.950	20.19	2.54	13.35	36.08	46.00	9.92	QP

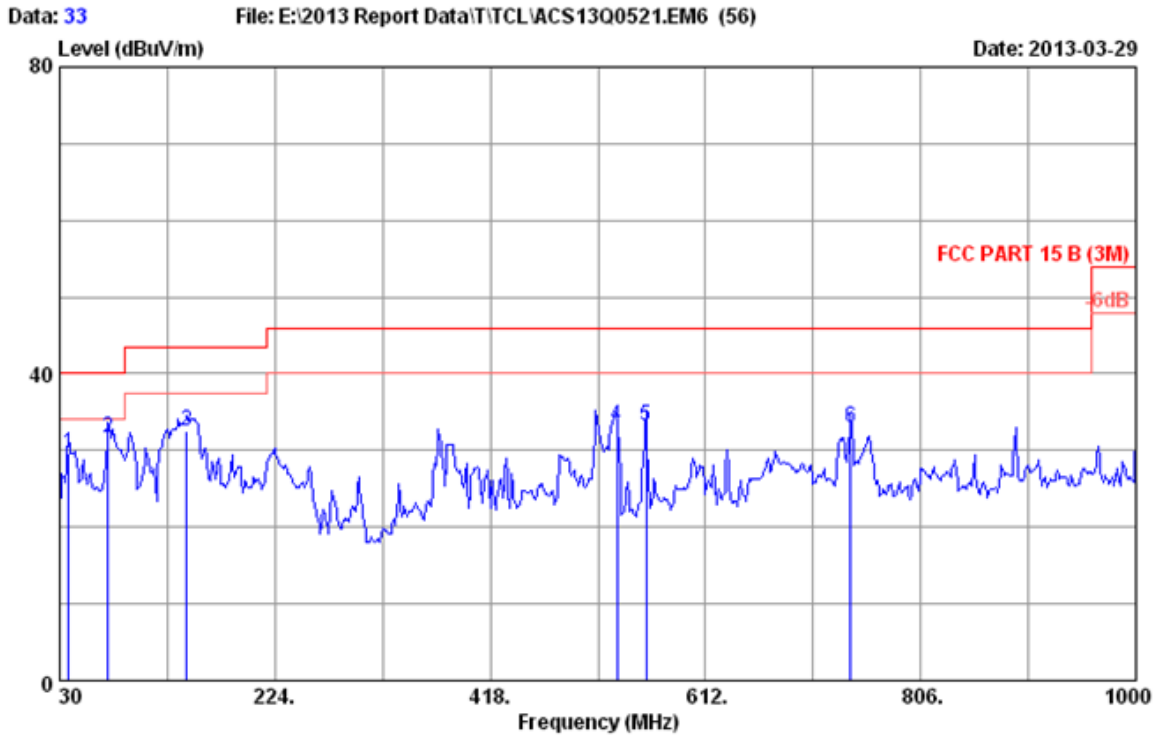
Remarks: 1. Emission Level= Antenna Factor + Cable Loss + Reading.
 2. The emission levels that are 20dB below the official limit are not reported.



Site no. : 3m Chamber Data no. : 34
 Dis. / Ant. : 3m 9168-429 Ant. pol. : HORIZONTAL
 Limit : FCC PART 15 B (3M)
 Env. / Ins. : 24°C/65% Engineer : Even_Deng
 EUT : LCD TV M/N:LE39FHDE3010
 Power rating : AC 120V/60Hz
 Test Mode : Running "H" Pattern And 1KHz Playing
 HDMI 2:1920*1080@60Hz

No.	Freq. (MHz)	Ant. Factor (dB/m)	Cable Loss (dB)	Reading (dBuV)	Emission Level (dBuV/m)	Limits (dBuV/m)	Margin (dB)	Remark
1	136.700	13.27	0.93	20.91	35.11	43.50	8.39	QP
2	185.200	11.05	1.03	19.86	31.94	43.50	11.56	QP
3	241.460	11.47	1.15	19.85	32.47	46.00	13.53	QP
4	371.440	14.25	1.48	19.49	35.22	46.00	10.78	QP
5	558.650	17.54	1.99	10.76	30.29	46.00	15.71	QP
6	742.950	20.19	2.54	12.78	35.51	46.00	10.49	QP

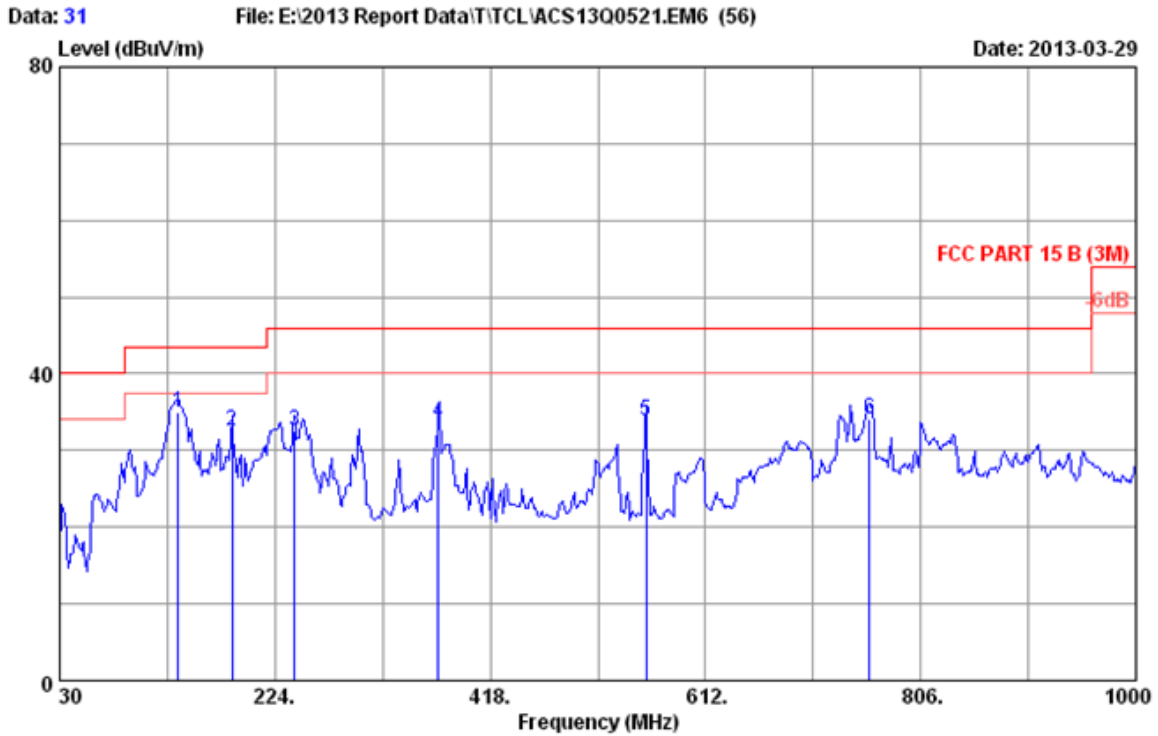
Remarks: 1. Emission Level= Antenna Factor + Cable Loss + Reading.
 2. The emission levels that are 20dB below the official limit are not reported.



Site no. : 3m Chamber Data no. : 33
 Dis. / Ant. : 3m 9168-429 Ant. pol. : VERTICAL
 Limit : FCC PART 15 B (3M)
 Env. / Ins. : 24°C/65% Engineer : Even_Deng
 EUT : LCD TV M/N:LE39FHDE3010
 Power rating : AC 120V/60Hz
 Test Mode : Running "H" Pattern And 1KHz Playing
 HDMI 2:1920*1080@60Hz

No.	Freq. (MHz)	Ant. Factor (dB/m)	Cable Loss (dB)	Reading (dBuV)	Emission Level (dBuV/m)	Limits (dBuV/m)	Margin (dB)	Remark
1	37.760	13.77	0.51	15.33	29.61	40.00	10.39	QP
2	73.650	10.26	0.72	20.61	31.59	40.00	8.41	QP
3	144.460	13.80	0.94	17.75	32.49	43.50	11.01	QP
4	532.460	17.09	1.93	14.17	33.19	46.00	12.81	QP
5	558.650	17.54	1.99	13.69	33.22	46.00	12.78	QP
6	742.950	20.19	2.54	10.26	32.99	46.00	13.01	QP

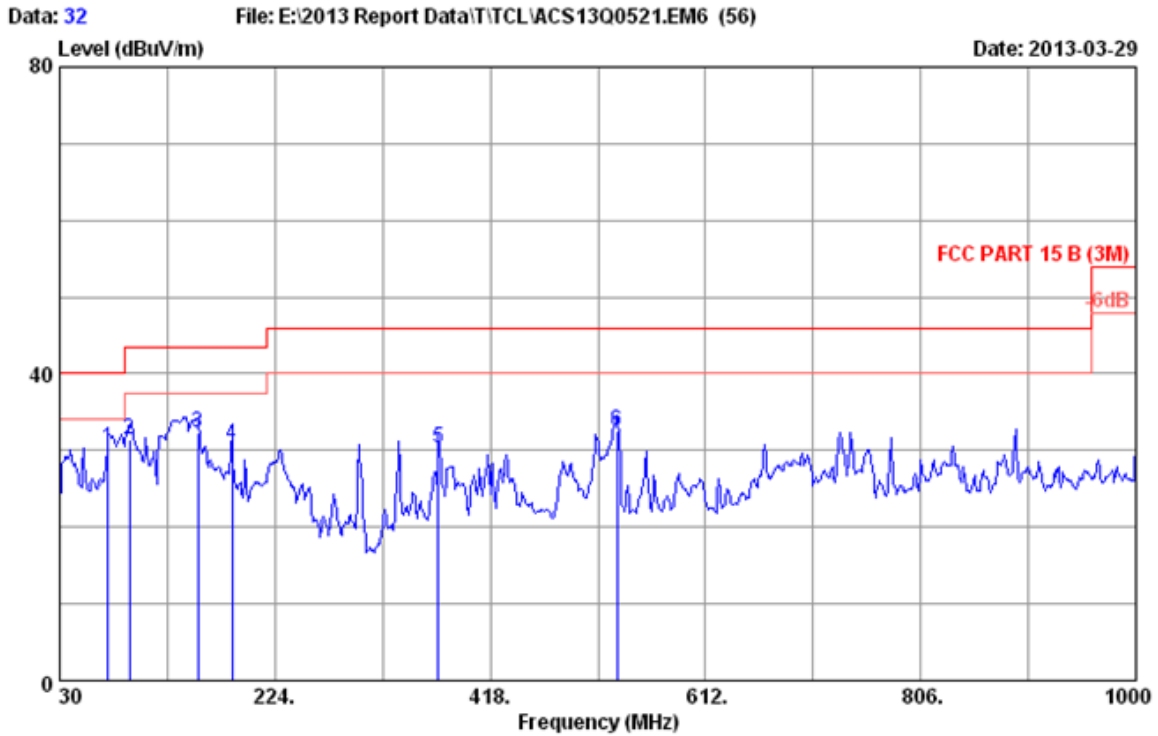
Remarks: 1. Emission Level= Antenna Factor + Cable Loss + Reading.
 2. The emission levels that are 20dB below the official limit are not reported.



Site no. : 3m Chamber Data no. : 31
 Dis. / Ant. : 3m 9168-429 Ant. pol. : HORIZONTAL
 Limit : FCC PART 15 B (3M)
 Env. / Ins. : 24°C/65% Engineer : Even_Deng
 EUT : LCD TV M/N:LE39FHDE3010
 Power rating : AC 120V/60Hz
 Test Mode : Running "H" Pattern And 1KHz Playing
 HDMI 3:1920*1080@60Hz

No.	Freq. (MHz)	Ant. Factor (dB/m)	Cable Loss (dB)	Reading (dBuV)	Emission Level (dBuV/m)	Limits (dBuV/m)	Margin (dB)	Remark
1	136.700	13.27	0.93	20.70	34.90	43.50	8.60	QP
2	185.200	11.05	1.03	20.48	32.56	43.50	10.94	QP
3	241.460	11.47	1.15	19.93	32.55	46.00	13.45	QP
4	371.440	14.25	1.48	17.90	33.63	46.00	12.37	QP
5	558.650	17.54	1.99	14.31	33.84	46.00	12.16	QP
6	759.440	20.37	2.58	11.25	34.20	46.00	11.80	QP

Remarks: 1. Emission Level= Antenna Factor + Cable Loss + Reading.
 2. The emission levels that are 20dB below the official limit are not reported.

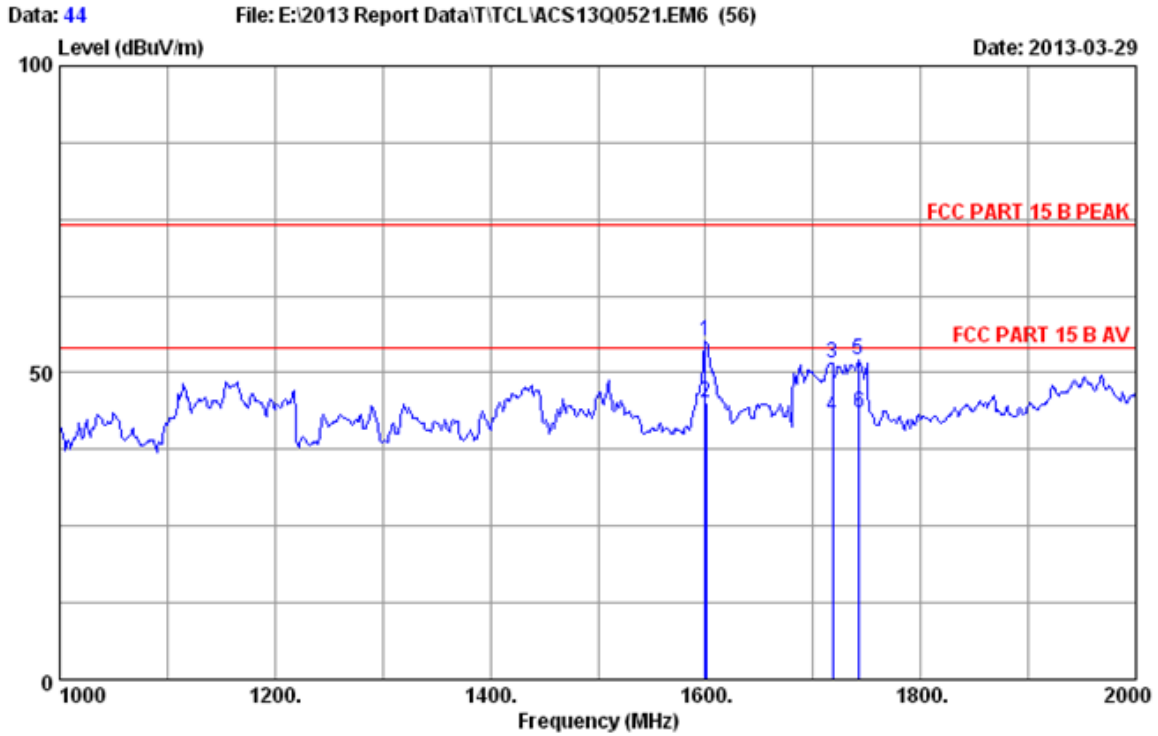


Site no. : 3m Chamber Data no. : 32
 Dis. / Ant. : 3m 9168-429 Ant. pol. : VERTICAL
 Limit : FCC PART 15 B (3M)
 Env. / Ins. : 24°C/65% Engineer : Even_Deng
 EUT : LCD TV M/N:LE39FHDE3010
 Power rating : AC 120V/60Hz
 Test Mode : Running "H" Pattern And 1KHz Playing
 HDMI 3:1920*1080@60Hz

No.	Freq. (MHz)	Ant. Factor (dB/m)	Cable Loss (dB)	Reading (dBuV)	Emission Level (dBuV/m)	Limits (dBuV/m)	Margin (dB)	Remark
1	73.650	10.26	0.72	19.27	30.25	40.00	9.75	QP
2	93.050	9.66	0.82	20.91	31.39	43.50	12.11	QP
3	154.160	14.15	0.97	17.30	32.42	43.50	11.08	QP
4	185.200	11.05	1.03	18.68	30.76	43.50	12.74	QP
5	371.440	14.25	1.48	14.53	30.26	46.00	15.74	QP
6	532.460	17.09	1.93	13.47	32.49	46.00	13.51	QP

Remarks: 1. Emission Level= Antenna Factor + Cable Loss + Reading.
 2. The emission levels that are 20dB below the official limit are not reported.

1G-2GMHz



Site no. : 3m Chamber Data no. : 44
 Dis. / Ant. : 3m 2011 3115 9607-4877 Ant. pol. : HORIZONTAL
 Limit : FCC PART 15 B PEAK
 Env. / Ins. : 24°C/56% Engineer : Even_Deng
 EUT : LCD TV M/N:LE39FHDE3010
 Power Rating : AC 120V/60Hz
 Test Mode : Running "H" Pattern And 1KHz Playing
 VG#:1920*1080@60Hz

No.	Freq. (MHz)	Ant. Factor (dB/m)	Cable Loss (dB)	AMP factor (dB)	Reading (dBUV)	Emission Level (dBUV/m)	Limits (dBUV/m)	Margin (dB)	Remark
1	1600.000	25.98	1.04	33.94	62.01	55.09	74.00	18.91	Peak
2	1600.254	25.98	1.04	33.94	52.10	45.18	54.00	8.82	Average
3	1718.000	26.42	1.07	33.87	57.94	51.56	74.00	22.44	Peak
4	1718.247	26.42	1.07	33.87	49.20	42.82	54.00	11.18	Average
5	1742.000	26.55	1.08	33.85	58.21	51.99	74.00	22.01	Peak
6	1742.512	26.55	1.08	33.85	49.59	43.37	54.00	10.63	Average

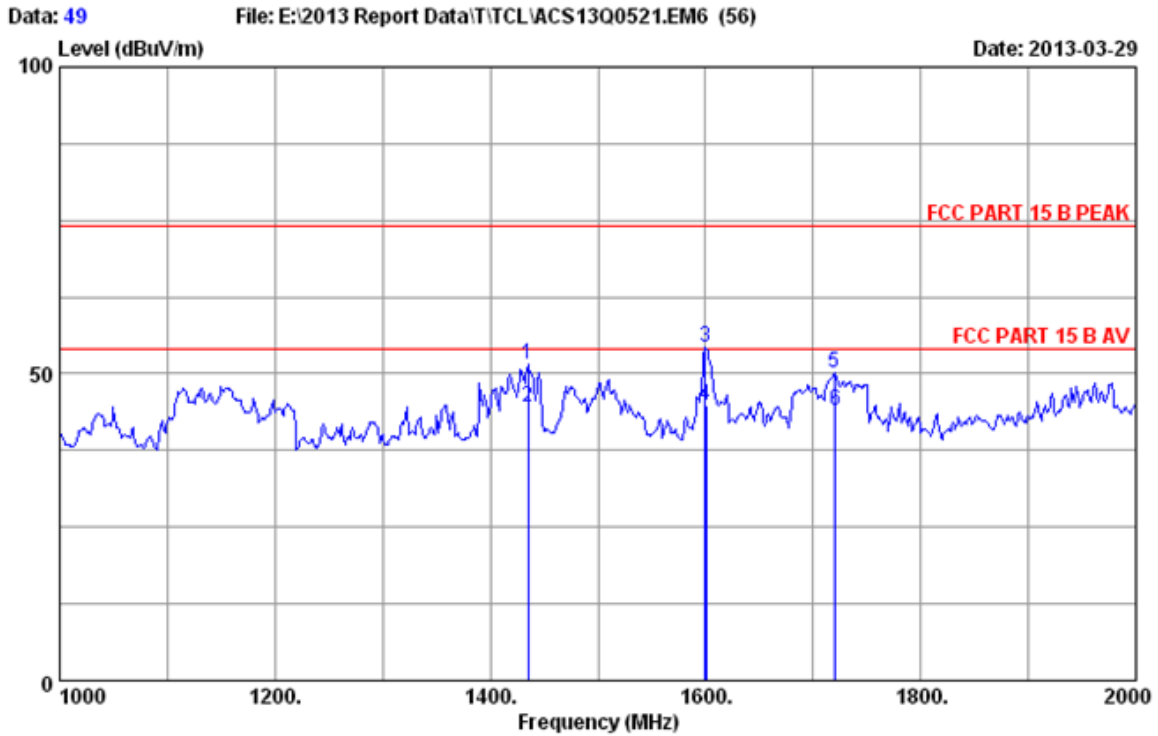
Remarks: 1. Emission Level= Antenna Factor + Cable Loss + Reading - Amp Factor
 2. The emission levels that are 20dB below the official limit are not reported.



Site no. : 3m Chamber Data no. : 43
 Dis. / Ant. : 3m 2011 3115 9607-4877 Ant. pol. : VERTICAL
 Limit : FCC PART 15 B PEAK
 Env. / Ins. : 24°C/56% Engineer : Even_Deng
 EUT : LCD TV M/N:LE39FHDE3010
 Power Rating : AC 120V/60Hz
 Test Mode : Running "H" Pattern And 1KHz Playing
 VGA:1920*1080@60Hz

No.	Freq. (MHz)	Ant. Factor (dB/m)	Cable Loss (dB)	AMP factor (dB)	Reading (dBuV)	Emission Level (dBuV/m)	Limits (dBuV/m)	Margin (dB)	Remark
1	1600.000	25.98	1.04	33.94	65.44	58.52	74.00	15.48	Peak
2	1600.258	25.98	1.04	33.94	52.20	45.28	54.00	8.72	Average
3	1712.000	26.42	1.07	33.87	60.53	54.15	74.00	19.85	Peak
4	1712.257	26.42	1.07	33.87	51.20	44.82	54.00	9.18	Average
5	1750.000	26.55	1.08	33.85	60.24	54.02	74.00	19.98	Peak
6	1750.951	26.55	1.08	33.85	51.20	44.98	54.00	9.02	Average

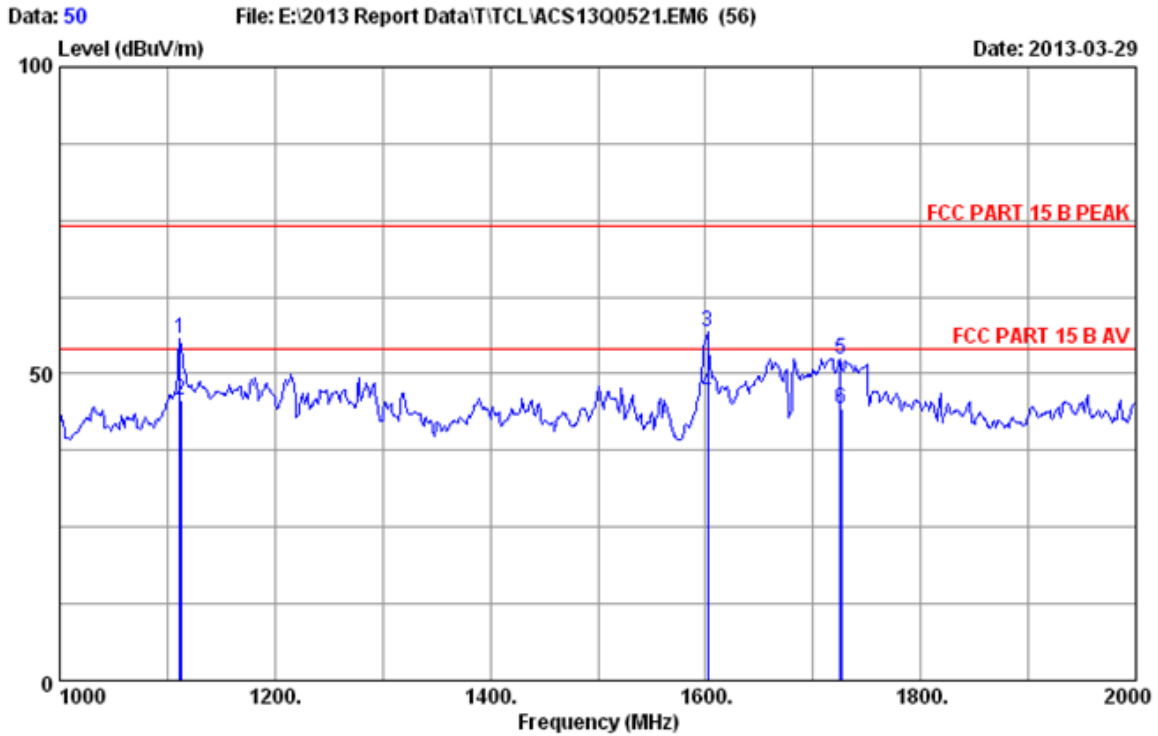
Remarks: 1. Emission Level= Antenna Factor + Cable Loss + Reading - Amp Factor
 2. The emission levels that are 20dB below the official limit are not reported.



Site no. : 3m Chamber Data no. : 49
 Dis. / Ant. : 3m 2011 3115 9607-4877 Ant. pol. : HORIZONTAL
 Limit : FCC PART 15 B PEAK
 Env. / Ins. : 24°C/56% Engineer : Even_Deng
 EUT : LCD TV M/N:LE39FHDE3010
 Power Rating : AC 120V/60Hz
 Test Mode : Running "H" Pattern And 1KHz Playing
 HDMI 1:1920*1080@60Hz

No.	Freq. (MHz)	Ant. Factor (dB/m)	Cable Loss (dB)	AMP factor (dB)	Reading (dBuV)	Emission Level (dBuV/m)	Limits (dBuV/m)	Margin (dB)	Remark
1	1435.000	25.35	1.01	34.01	59.25	51.60	74.00	22.40	Peak
2	1435.576	25.35	1.01	34.01	52.10	44.45	54.00	9.55	Average
3	1600.000	25.98	1.04	33.94	61.25	54.33	74.00	19.67	Peak
4	1600.631	25.98	1.04	33.94	51.90	44.98	54.00	9.02	Average
5	1720.000	26.42	1.07	33.87	56.49	50.11	74.00	23.89	Peak
6	1720.418	26.42	1.07	33.87	50.30	43.92	54.00	10.08	Average

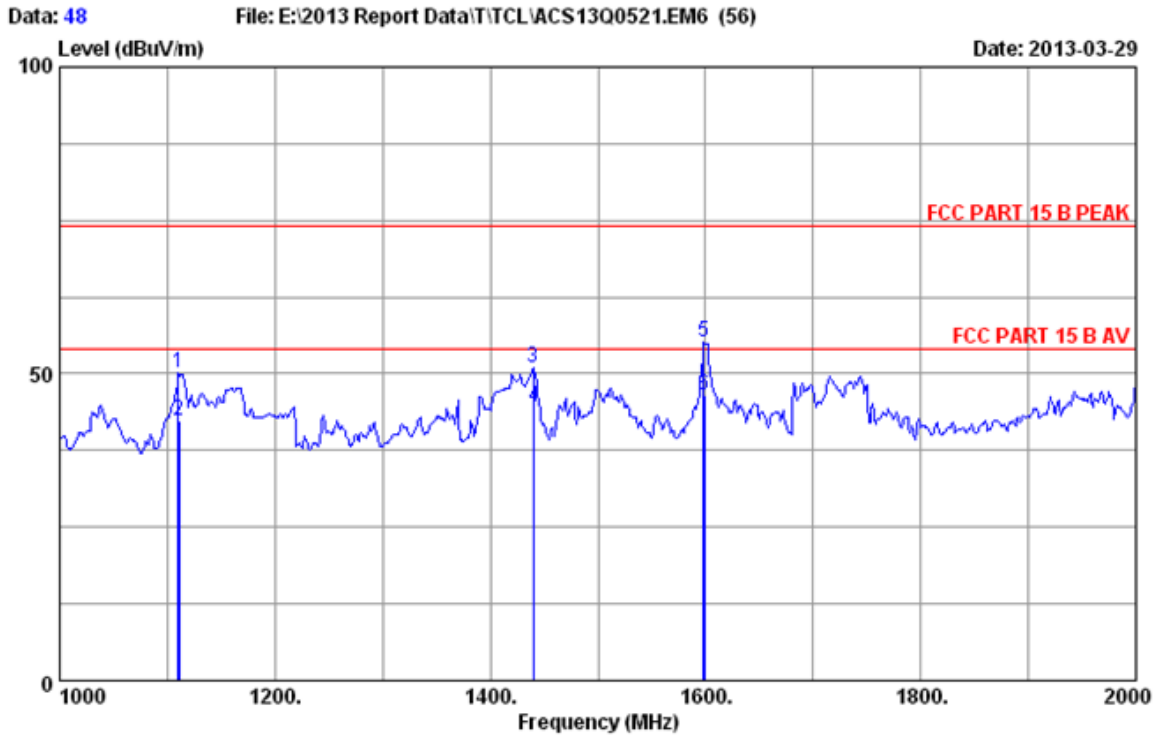
Remarks: 1. Emission Level= Antenna Factor + Cable Loss + Reading - Amp Factor
 2. The emission levels that are 20dB below the official limit are not reported.



Site no. : 3m Chamber Data no. : 50
 Dis. / Ant. : 3m 2011 3115 9607-4877 Ant. pol. : VERTICAL
 Limit : FCC PART 15 B PEAK
 Env. / Ins. : 24°C/56% Engineer : Even_Deng
 EUT : LCD TV M/N:LE39FHDE3010
 Power Rating : AC 120V/60Hz
 Test Mode : Running "H" Pattern And 1KHz Playing
 HDMI 1:1920*1080@60Hz

No.	Freq. (MHz)	Ant. Factor (dB/m)	Cable Loss (dB)	AMP factor (dB)	Reading (dBuV)	Emission Level (dBuV/m)	Limits (dBuV/m)	Margin (dB)	Remark
1	1112.000	23.78	0.97	34.08	65.00	55.67	74.00	18.33	Peak
2	1112.249	23.78	0.97	34.08	54.90	45.57	54.00	8.43	Average
3	1602.000	25.98	1.04	33.94	63.66	56.74	74.00	17.26	Peak
4	1602.523	25.98	1.04	33.94	53.80	46.88	54.00	7.12	Average
5	1725.000	26.49	1.07	33.87	58.78	52.47	74.00	21.53	Peak
6	1725.841	26.49	1.07	33.86	50.49	44.19	54.00	9.81	Average

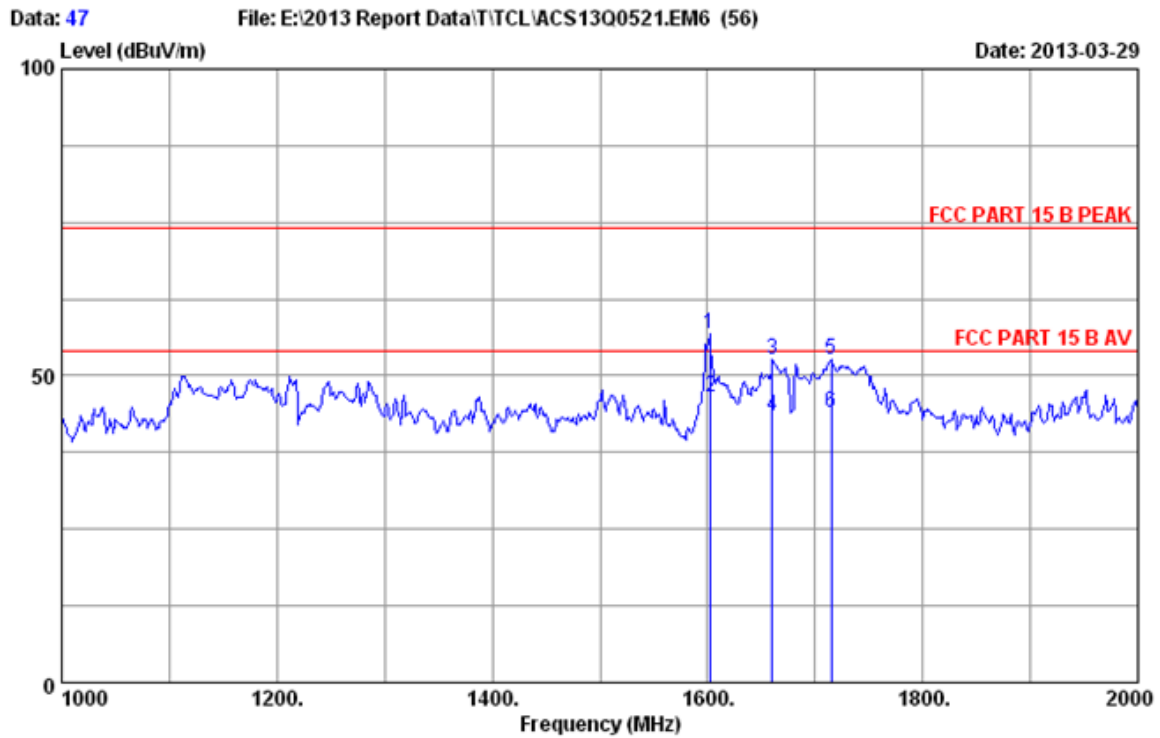
Remarks: 1. Emission Level= Antenna Factor + Cable Loss + Reading - Amp Factor
 2. The emission levels that are 20dB below the official limit are not reported.



Site no. : 3m Chamber Data no. : 48
 Dis. / Ant. : 3m 2011 3115 9607-4877 Ant. pol. : HORIZONTAL
 Limit : FCC PART 15 B PEAK
 Env. / Ins. : 24°C/56% Engineer : Even_Deng
 EUT : LCD TV M/N:LE39FHDE3010
 Power Rating : AC 120V/60Hz
 Test Mode : Running "H" Pattern And 1KHz Playing
 HDMI 2:1920*1080@60Hz

No.	Freq. (MHz)	Ant. Factor (dB/m)	Cable Loss (dB)	AMP factor (dB)	Reading (dBuV)	Emission Level (dBuV/m)	Limits (dBuV/m)	Margin (dB)	Remark
1	1110.000	23.70	0.96	34.08	59.59	50.17	74.00	23.83	Peak
2	1110.913	23.78	0.97	34.08	51.70	42.37	54.00	11.63	Average
3	1440.000	25.35	1.01	34.01	58.76	51.11	74.00	22.89	Peak
4	1440.854	25.35	1.01	34.01	52.10	44.45	54.00	9.55	Average
5	1598.000	25.98	1.04	33.94	61.98	55.06	74.00	18.94	Peak
6	1598.746	25.98	1.04	33.94	53.40	46.48	54.00	7.52	Average

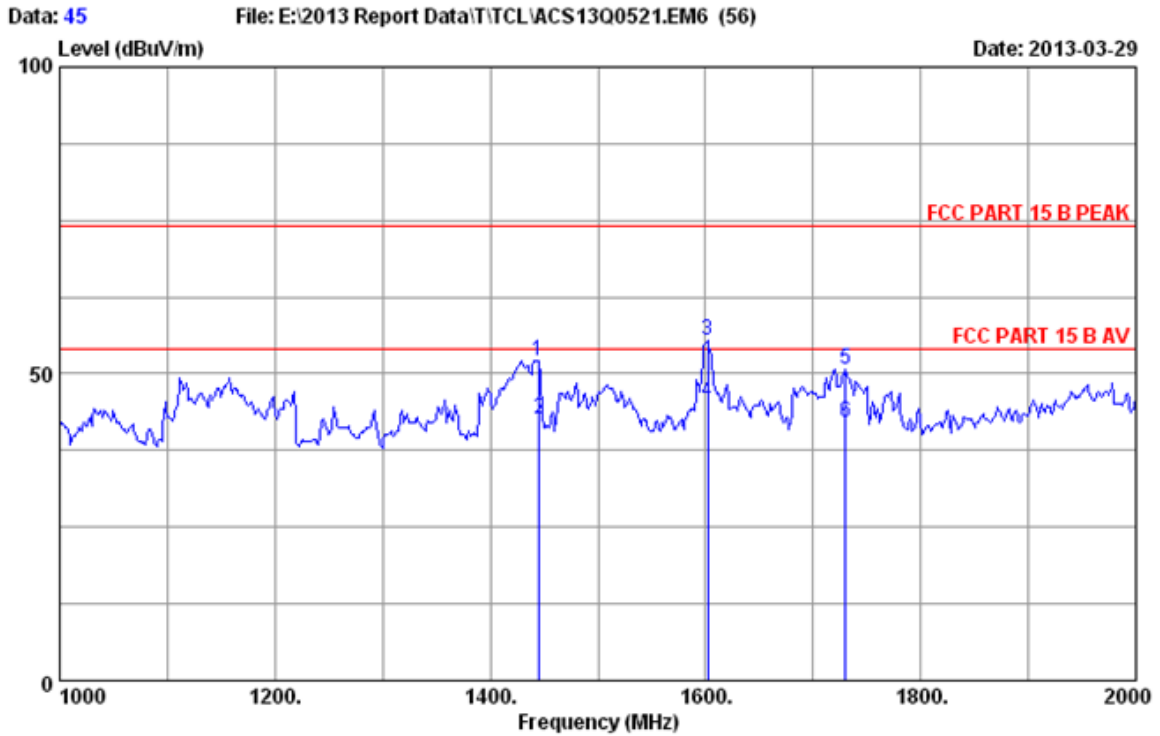
Remarks: 1. Emission Level= Antenna Factor + Cable Loss + Reading - Amp Factor
 2. The emission levels that are 20dB below the official limit are not reported.



Site no. : 3m Chamber Data no. : 47
 Dis. / Ant. : 3m 2011 3115 9607-4877 Ant. pol. : VERTICAL
 Limit : FCC PART 15 B PEAK
 Env. / Ins. : 24°C/56% Engineer : Even_Deng
 EUT : LCD TV M/N:LE39FHDE3010
 Power Rating : AC 120V/60Hz
 Test Mode : Running "H" Pattern And 1KHz Playing
 HDMI 2:1920*1080@60Hz

No.	Freq. (MHz)	Ant. Factor (dB/m)	Cable Loss (dB)	AMP factor (dB)	Reading (dBuV)	Emission Level (dBuV/m)	Limits (dBuV/m)	Margin (dB)	Remark
1	1602.000	25.98	1.04	33.94	63.69	56.77	74.00	17.23	Peak
2	1602.851	25.98	1.04	33.94	53.50	46.58	54.00	7.42	Average
3	1660.000	26.23	1.06	33.90	59.21	52.60	74.00	21.40	Peak
4	1660.472	26.23	1.06	33.90	50.20	43.59	54.00	10.41	Average
5	1715.000	26.42	1.07	33.87	59.16	52.78	74.00	21.22	Peak
6	1715.249	26.42	1.07	33.87	50.40	44.02	54.00	9.98	Average

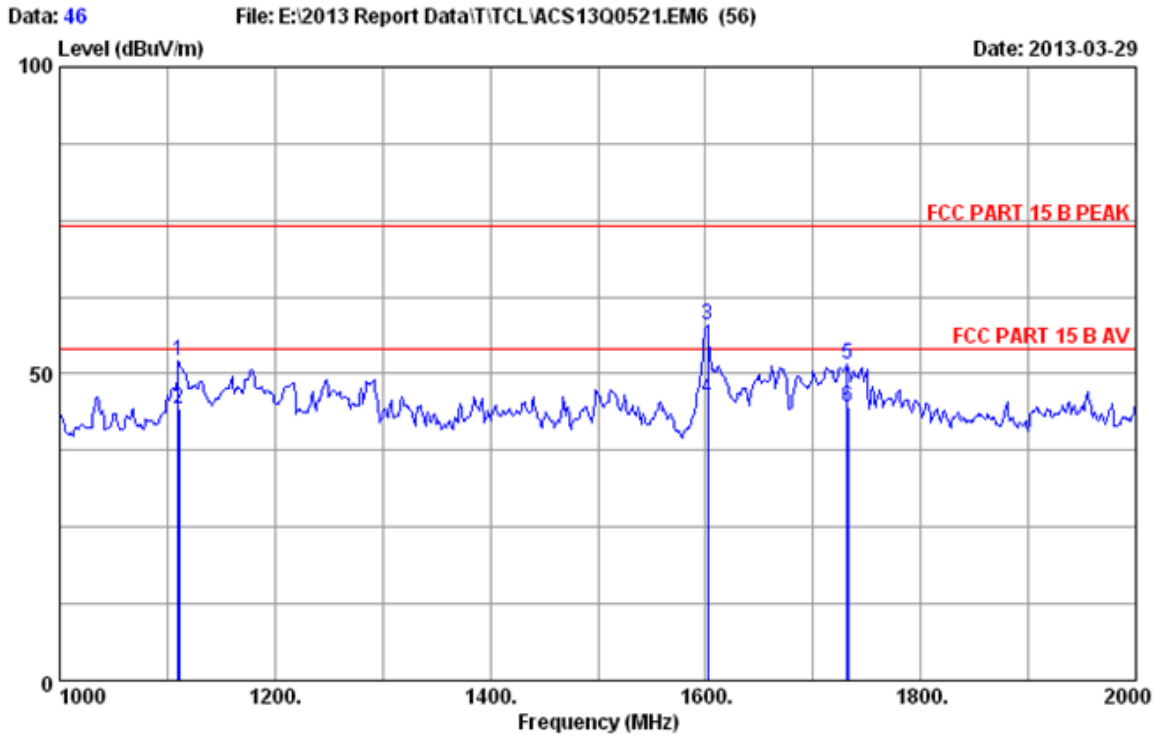
Remarks: 1. Emission Level= Antenna Factor + Cable Loss + Reading - Amp Factor
 2. The emission levels that are 20dB below the official limit are not reported.



Site no. : 3m Chamber Data no. : 45
 Dis. / Ant. : 3m 2011 3115 9607-4877 Ant. pol. : HORIZONTAL
 Limit : FCC PART 15 B PEAK
 Env. / Ins. : 24°C/56% Engineer : Even_Deng
 EUT : LCD TV M/N:LE39FHDE3010
 Power Rating : AC 120V/60Hz
 Test Mode : Running "H" Pattern And 1KHz Playing
 HDMI 3:1920*1080@60Hz

No.	Freq. (MHz)	Ant. Factor (dB/m)	Cable Loss (dB)	AMP factor (dB)	Reading (dBuV)	Emission Level (dBuV/m)	Limits (dBuV/m)	Margin (dB)	Remark
1	1445.000	25.35	1.01	34.01	59.78	52.13	74.00	21.87	Peak
2	1445.523	25.35	1.01	34.01	50.30	42.65	54.00	11.35	Average
3	1602.000	25.98	1.04	33.94	62.22	55.30	74.00	18.70	Peak
4	1602.253	25.98	1.04	33.94	52.30	45.38	54.00	8.62	Average
5	1730.000	26.49	1.07	33.86	57.04	50.74	74.00	23.26	Peak
6	1730.243	26.49	1.07	33.86	48.50	42.20	54.00	11.80	Average

Remarks: 1. Emission Level= Antenna Factor + Cable Loss + Reading - Amp Factor
 2. The emission levels that are 20dB below the official limit are not reported.



Site no. : 3m Chamber Data no. : 46
 Dis. / Ant. : 3m 2011 3115 9607-4877 Ant. pol. : VERTICAL
 Limit : FCC PART 15 B PEAK
 Env. / Ins. : 24°C/56% Engineer : Even_Deng
 EUT : LCD TV M/N:LE39FHDE3010
 Power Rating : AC 120V/60Hz
 Test Mode : Running "H" Pattern And 1KHz Playing
 HDMI 3:1920*1080@60Hz

No.	Freq. (MHz)	Ant. Factor (dB/m)	Cable Loss (dB)	AMP factor (dB)	Reading (dBuV)	Emission Level (dBuV/m)	Limits (dBuV/m)	Margin (dB)	Remark
1	1110.000	23.70	0.96	34.08	61.57	52.15	74.00	21.85	Peak
2	1110.695	23.78	0.97	34.08	53.60	44.27	54.00	9.73	Average
3	1602.000	25.98	1.04	33.94	64.86	57.94	74.00	16.06	Peak
4	1602.485	25.98	1.04	33.94	52.80	45.88	54.00	8.12	Average
5	1732.000	26.49	1.07	33.86	57.87	51.57	74.00	22.43	Peak
6	1732.472	26.49	1.07	33.86	50.90	44.60	54.00	9.40	Average

Remarks: 1. Emission Level= Antenna Factor + Cable Loss + Reading - Amp Factor
 2. The emission levels that are 20dB below the official limit are not reported.

5. DEVIATION TO TEST SPECIFICATIONS

[NONE]