



FCC ID:W8ULE19HDF3200

APPLICATION OF CERTIFICATION  
For

TTE Technology Inc.

LCD TV

| Brand Name | Model Number |
|------------|--------------|
| TCL        | LE19HDF3200  |
|            | L19D3260     |

FCC ID: W8ULE19HDF3200

Prepared for : TTE Technology Inc.  
5541 W. 74<sup>th</sup> St, Indianapolis, IN 46268, U.S.A.

Prepared By: Audix Technology (Shenzhen) Co., Ltd.  
No. 6, Ke Feng Rd., 52 Block,  
Shenzhen Science & Industrial Park,  
Nantou, Shenzhen, Guangdong, China

Tel: (0755) 26639496  
Fax: (0755) 26632877

Report Number : ACS- F11262  
Date of Test : Nov.03, 2011  
Date of Report : Nov.18, 2011

**TABLE OF CONTENTS**

| <b>Description</b>   | <b>Page</b> |
|--|-------------|
| <b>Test Report Certification</b>                                     |             |
| <b>1. SUMMARY OF STANDARDS AND RESULTS .....</b>                     | <b>1-1</b>  |
| 1.1. Description of Standards and Results .....                      | 1-1         |
| <b>2. GENERAL INFORMATION.....</b>                                   | <b>2-1</b>  |
| 2.1. Description of Device (EUT).....                                | 2-1         |
| 2.2. Tested Supporting System Details .....                          | 2-2         |
| 2.3. Block diagram of connection between the EUT and simulators..... | 2-3         |
| 2.4. Test Facility .....   | 2-4         |
| 2.5. Measurement Uncertainty (95% confidence levels, k=2).....       | 2-4         |
| <b>3. POWER LINE CONDUCTED EMISSION TEST .....</b>                   | <b>3-1</b>  |
| 3.1. Test Equipment.....   | 3-1         |
| 3.2. Block Diagram of Test Setup.....                                | 3-1         |
| 3.3. Power Line Conducted Emission Test Limits .....                 | 3-1         |
| 3.4. Configuration of EUT on Test.....                               | 3-1         |
| 3.5. Operating Condition of EUT .....                                | 3-2         |
| 3.6. Test Procedure .....  | 3-2         |
| 3.7. Conducted Disturbance at Mains Terminals Test Results .....     | 3-2         |
| <b>4. RADIATED EMISSION TEST.....</b>                                | <b>4-1</b>  |
| 4.1. Test Equipment.....   | 4-1         |
| 4.2. Block Diagram of Test Setup.....                                | 4-1         |
| 4.3. Radiated Emission Limit .....                                   | 4-2         |
| 4.4. EUT Configuration on Test .....                                 | 4-2         |
| 4.5. Operating Condition of EUT .....                                | 4-2         |
| 4.6. Test Procedure .....  | 4-3         |
| 4.7. Radiated Disturbance Test Results .....                         | 4-3         |
| <b>5. DEVIATION TO TEST SPECIFICATIONS .....</b>                     | <b>5-1</b>  |
| <b>6. PHOTOGRAPH .....</b>   | <b>6-1</b>  |
| 6.1. Photos of Power Line Conducted Emission Test.....               | 6-1         |
| 6.2. Photos of Radiated Emission Test (In Anechoic Chamber) .....    | 6-2         |
| <b>7. PHOTOS OF THE EUT .....</b>                                    | <b>7-1</b>  |

### TEST REPORT CERTIFICATION

Applicant : TTE Technology Inc.  
 Manufacturer : TCL King Electrical Appliances (Huizhou) Co., Ltd.  
 EUT Description : LCD TV  
 FCC ID : W8ULE19HDF3200

|                            |            |                         |
|----------------------------|------------|-------------------------|
| (A) Model No. & Brand Name | Brand Name | Model Number            |
|                            | TCL        | LE19HDF3200<br>L19D3260 |

(B) Power Supply : AC 120V/60Hz  
 (C) Test Voltage : AC 120V/60Hz

Measurement Standard Used:

FCC Rules and Regulations Part 15 Subpart B Class B 2010, ANSI C63.4: 2009 ICES-003 Issue 4 February 2004.

The device described above is tested by AUDIX TECHNOLOGY (SHENZHEN) CO., LTD. to determine the maximum emission levels emanating from the device. The maximum emission levels are compared to the FCC Part 15 Subpart B Class B limits both conducted and radiated emissions. The test results are contained in this test report and AUDIX TECHNOLOGY (SHENZHEN) CO., LTD. is assumed of full responsibility for the accuracy and completeness of these tests. This report contains data that are not covered by the NVLAP accreditation.

After the test, our opinion is that EUT compliance with the requirement of the above standards.

This Report is made under FCC Part 2.1075. No modifications were required during testing to bring this product into compliance.

This report applies to above tested sample only. This report shall not be reproduced in parts without written approval of AUDIX TECHNOLOGY (SHENZHEN) CO., LTD.

The report must not be used by the client to claim product certification, approval, or endorsement by NVLAP, NIST, or any agency of the federal government.

Date of Test : Nov.03, 2011 Report of date: Nov.18, 2011

Prepared by : Cerry He / Assistant Reviewed by : Sun Zeng / Supervisor

Stamp only for EMC Dept Report  
 Signature: Ken Lu  
 Ken Lu / Manager

Approved & Authorized Signer :

## 1. SUMMARY OF STANDARDS AND RESULTS

### 1.1. Description of Standards and Results

The EUT have been tested according to the applicable standards as referenced below.

| EMISSION                            |                                       |         |   |
|-------------------------------------|---------------------------------------|---------|---|
| Description of Test Item            | Standard                              | Results | Remarks   |
| Power Line Conducted Emission Test  | FCC Part 15: 2010<br>ANSI C63.4: 2009 | PASS    | Meets Class B Limit Minimum passing margin is 10.88dB at 0.15800MHz |
| Radiated Emission Test (30-1000MHz) | FCC Part 15: 2010<br>ANSI C63.4: 2009 | PASS    | Meets Class B Limit Minimum passing margin is 1.03dB at 891.000MHz  |
| Radiated Emission Test (1-2GHz)     | FCC Part 15: 2010<br>ANSI C63.4: 2009 | PASS    | Meets Class B Limit Minimum passing margin is 7.14dB at 1111.670MHz |

## 2. GENERAL INFORMATION

### 2.1. Description of Device (EUT)

Description : LCD TV

|                |            |                         |
|----------------|------------|-------------------------|
| Model Number : | Brand Name | Model Number            |
|                | TCL        | LE19HDF3200<br>L19D3260 |

FCC ID : W8ULE19HDF3200

Applicant : TTE Technology Inc.  
5541 W. 74<sup>th</sup> St, Indianapolis, IN 46268, U.S.A.

Manufacturer : TCL King Electrical Appliances (Huizhou) Co., Ltd.  
Section 19, Zhongkai Development Zone for New & High-Level  
Tech Industries, Huizhou, Guangdong Province, China, 516006.

| FREQUENCIES USED AND GENERATED WITHIN DEVICE |                 |            |
|--|-----------------|------------|
| X54M1  | 45-OSC54M-0Y1CR | 54MHz      |
| LVDS CLOCK                                   | 81.43MHZ        |            |
| IF   | 44MHz           |            |
| DC-DC  | U302->385KHz    | U303->1MHz |
| DDR  | 390MHz          |            |
| AMP  | 384KHz          |            |

Date of Test : Nov.03, 2011

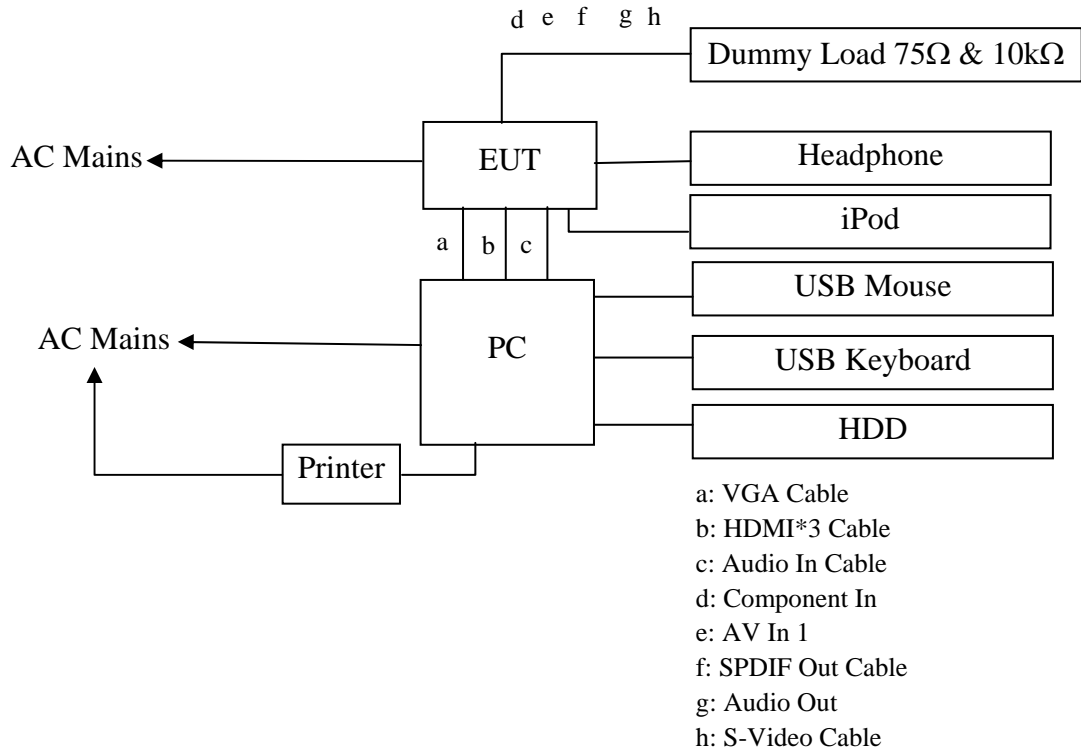
Date of Receipt : Nov.02, 2011

Sample Type : Prototype production

**2.2. Tested Supporting System Details**

|    | Description  | ACS No.  | Manufacturer | Model      | Serial Number                | Approved type  |
|----|--|--|--------------|------------|------------------------------|--|
| 1. | Personal Computer  | Test PC M  | DELL         | Studio 540 | 224XK2X                      | <input checked="" type="checkbox"/> FCC DoC<br><input checked="" type="checkbox"/> BSMI ID:R33002    |
|    |  | Power Cord: Unshielded, Detachable, 1.8m<br>Display Card: HD3450 (DVI+VGA+HDMI)  |              |            |                              |  |
| 2. | USB Keyboard   | ACS-EMC- K04R  | DELL         | SK-8115    | CN-ODJ313-7161<br>6-6BB-049J | <input checked="" type="checkbox"/> FCC DoC<br><input checked="" type="checkbox"/> BSMI ID: T3A002   |
|    |  | Power Cord: shielded, Undetachable, 2.0m   |              |            |                              |  |
| 3. | Headphone  | ACS-EMC-EP03   | OVANN        | OV880V     | N/A                          | <input type="checkbox"/> FCC ID<br><input type="checkbox"/> BSMI ID                                  |
|    |  | Cable: Shielded, Undetachabled, 4.0m   |              |            |                              |  |
| 4. | Printer  | ACS-EMC-PT04   | HP           | C9079A     | N/A                          | <input checked="" type="checkbox"/> FCC DoC<br><input checked="" type="checkbox"/> BSMI ID: R33001   |
|    |  | USB Cable: Shielded, Detachabled, 1.8m<br>Power Cord: Unshielded, Detachabled, 1.8m<br>Power Adapter: HP, M/N: 0957-2119, BSMI ID: R33030,<br>DC Cable: Unshielded, Detachabled, 1.5m          |              |            |                              |  |
| 5. | USB Mouse  | ACS-EMC-M04R   | DELL         | M056UO     | 512024282                    | <input checked="" type="checkbox"/> FCC DoC<br><input checked="" type="checkbox"/> BSMI ID: R41108   |
|    |  | Power Cord: shielded, Undetachable, 1.8m   |              |            |                              |  |
| 6. | iPod nano  | ACS-EMC-IP03   | APPLE        | A1199      | YM711H3LVQ5                  | <input checked="" type="checkbox"/> FCC DoC<br><input checked="" type="checkbox"/> BSMI ID: R33057   |
|    |  | Data Cable: Shielded, Detachabled, 1.0m  |              |            |                              |  |
| 7. | HDD  | ACS-EMC-HDD03  | Terasys      | F12-UF     | A0100215-53900<br>30         | <input checked="" type="checkbox"/> FCC DoC<br><input checked="" type="checkbox"/> BSMI ID: 4912A022 |
|    |  | USB Cable: Shielded, Detachable, 1.8m  |              |            |                              |  |
| 8. | Dummy Load (10KΩ &75Ω)   | Component In Cable: Unshielded, Detachabled, 1.5m<br>SPDIF Out Cable: Unshielded, Detachabled, 1.5m<br>AV Cable: Unshielded, Detachable, 1.5m<br>Audio Out Cable: Unshielded, Detachable, 1.5m |              |            |                              |  |
| 9. | Power Cord : Unshielded, Detachable, 2.0m<br>D-Sub Cable: Shielded, Detachable, 1.5m<br>HDMI Cable: Shielded, Detachable, 1.5m<br>Audio Cable: Unshielded, Detachable, 1.5m<br>S-Video Cable: Unshielded, Detachable, 1.5m |  |              |            |                              |  |

2.3. Block diagram of connection between the EUT and simulators



(EUT: LCD TV)

## 2.4. Test Facility

### Site Description

- Name of Firm : Audix Technology (Shenzhen) Co., Ltd.  
No. 6, Ke Feng Rd., 52 Block, Shenzhen Science & Industrial Park, Nantou, Shenzhen, Guangdong, China
- 3m Anechoic Chamber : Certificated by FCC, USA  
Registration Number: 90454  
Valid Date: Mar.31, 2012
- 3m & 10m Anechoic Chamber : Certificated by FCC, USA  
Registration Number: 794232  
Valid Date: Dec.30, 2012
- EMC Lab. : Certificated by DAkkS, Germany  
Registration No: D-PL-12151-01-01  
Valid Date: Feb.01, 2014
- Accredited by NVLAP, USA  
NVLAP Code: 200372-0  
Valid Date: Mar.31, 2012

## 2.5. Measurement Uncertainty (95% confidence levels, k=2)

| Test Item  | Uncertainty                      |
|--|----------------------------------|
| Uncertainty for Conduction emission test in No. 1 Conduction       | 3.2 dB                           |
| Uncertainty for Radiation Emission test in 3m chamber              | 3.6 dB(30~200MHz, Polarize: H)   |
|  | 3.7 dB(30~200MHz, Polarize: V)   |
|  | 4.0 dB(200M~1GHz, Polarize: H)   |
|  | 3.7 dB(200M~1GHz, Polarize: V)   |
| Uncertainty for Radiation Emission test in 3m chamber (1GHz-18GHz) | 3.1dB(Distance: 3m Polarize: V)  |
|  | 3.7 dB(Distance: 3m Polarize: H) |
| Uncertainty for test site temperature and humidity                 | 3%                               |
|  | 0.6°C                            |

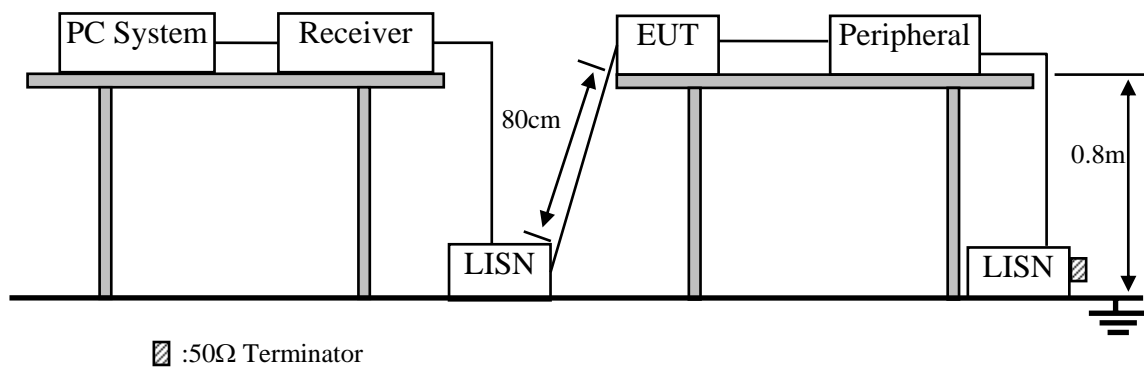


### 3. POWER LINE CONDUCTED EMISSION TEST

#### 3.1. Test Equipment

| Item | Equipment      | Manufacturer    | Model No. | Serial No.    | Last Cal.  | Cal. Interval |
|------|----------------|-----------------|-----------|---------------|------------|---------------|
| 1.   | Test Receiver  | Rohde & Schwarz | ESHS10    | 838693/001    | Nov.05, 10 | 1 Year        |
| 2.   | L.I.S.N.#1     | Rohde & Schwarz | ESH2-Z5   | 834066/011    | Nov.05, 10 | 1 Year        |
| 3.   | L.I.S.N.#3     | Kyoritsu        | KNW-242C  | 8-1920-1      | May.08, 11 | 1 Year        |
| 4.   | Terminator     | Hubersuhner     | 50Ω       | No. 1         | May.08, 11 | 1 Year        |
| 5.   | RF Cable       | Fujikura        | 3D-2W     | LISN Cable 1# | May.08, 11 | 1Year         |
| 6.   | Coaxial Switch | Anritsu         | MP59B     | M55367        | May.08, 11 | 1 Year        |
| 7.   | Passive Probe  | Rohde & Schwarz | ESH2-Z3   | 299.7810.52   | May.08, 11 | 1 Year        |
| 8.   | Pulse Limiter  | Rohde & Schwarz | ESH3-Z2   | 100341        | May.08, 11 | 1 Year        |

#### 3.2. Block Diagram of Test Setup



#### 3.3. Power Line Conducted Emission Test Limits

| Frequency       | Maximum RF Line Voltage    |                         |
|-----------------|----------------------------|-------------------------|
|                 | Quasi-Peak Level<br>dB(μV) | Average Level<br>dB(μV) |
| 150kHz ~ 500kHz | 66 ~ 56*                   | 56 ~ 46*                |
| 500kHz ~ 5MHz   | 56                         | 46                      |
| 5MHz ~ 30MHz    | 60                         | 50                      |

- Notes: 1. \* Decreasing linearly with logarithm of frequency.  
 2. The lower limit shall apply at the transition frequencies.

#### 3.4. Configuration of EUT on Test

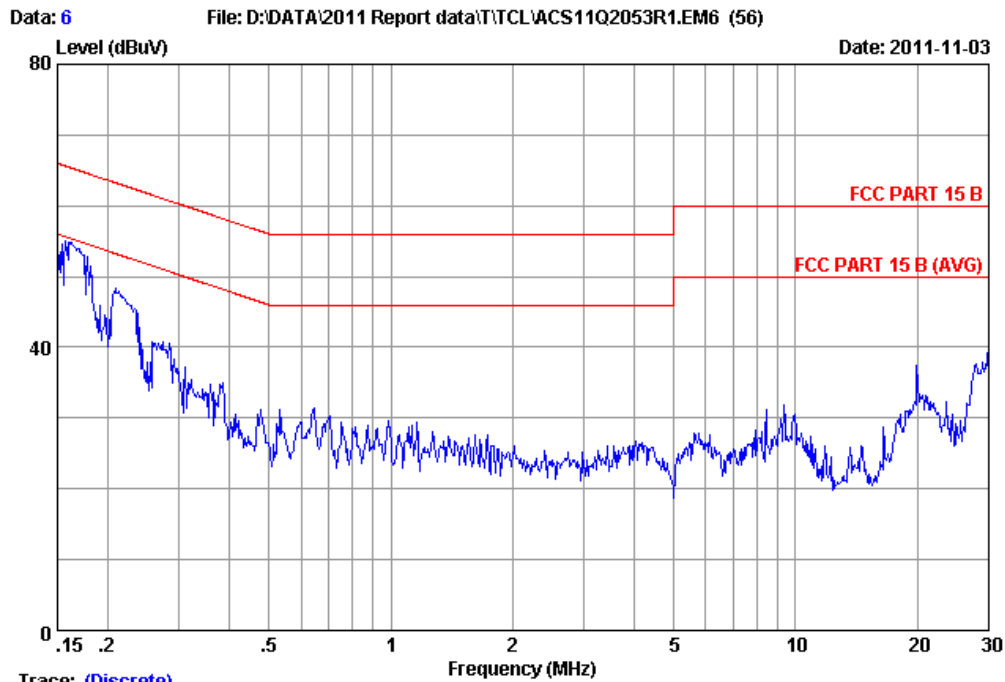
The following equipment are installed on Power Line Conducted Emission Test to meet the commission requirement and operating regulations in a manner which tends to maximize its emission characteristics in a normal application.

##### 3.4.1. LCD TV (EUT)

Model Number : LE19HDF3200  
 Serial Number : N/A

##### 3.4.2. Support Equipment : As Tested Supporting System Detail, in Section 2.2.





Trace: (Discrete)

Site no : 1#conduction Data No : 6

Dis./Ant. : \*\* 2011 ESH2-25 LINE

Limit : FCC PART 15 B

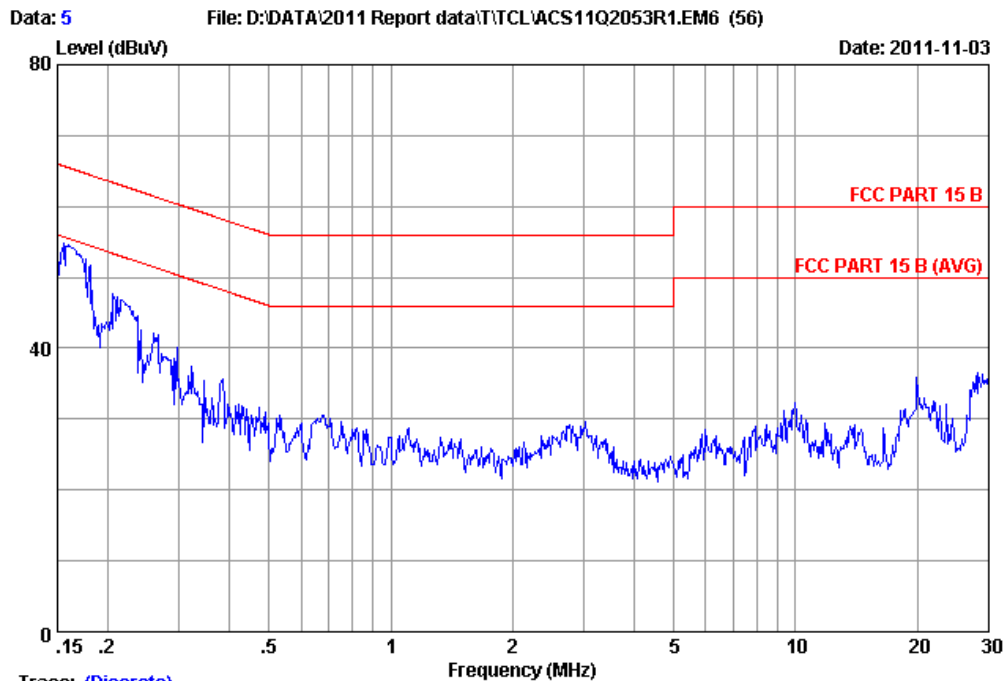
Env./Ins. : 25.5°C/55% Engineer : Jolly\_Xu

EUT : LCD TV M/N:LE19HDF3200

Power Rating : AC 120V/60Hz

Test Mode : Running "H" Pattern And 1kHz Playing

:VGA:640\*480@60Hz



Trace: (Discrete)

Site no : 1#conduction Data No : 5

Dis./Ant. : \*\* 2011 ESH2-25 NEUTRAL

Limit : FCC PART 15 B

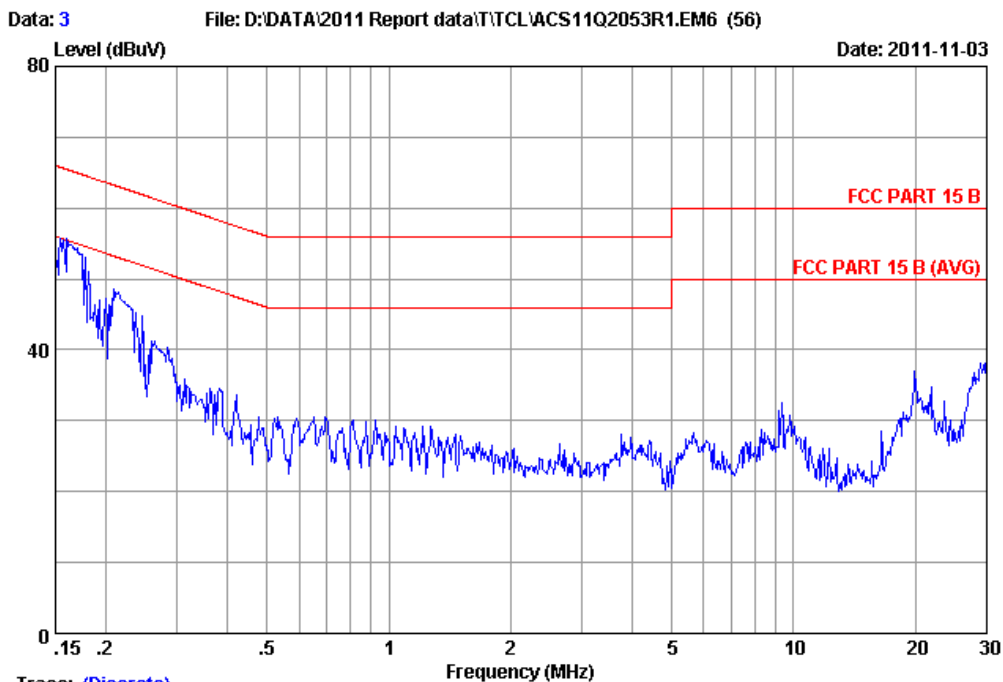
Env./Ins. : 25.5°C/55% Engineer : Jolly\_Xu

EUT : LCD TV M/N:LE19HDF3200

Power Rating : AC 120V/60Hz

Test Mode : Running "H" Pattern And 1kHz Playing

:VGA:640\*480@60Hz



Trace: (Discrete)

Site no :1#conduction Data No :3

Dis./Ant. \*\*: 2011 ESH2-25 LINE

Limit :FCC PART 15 B

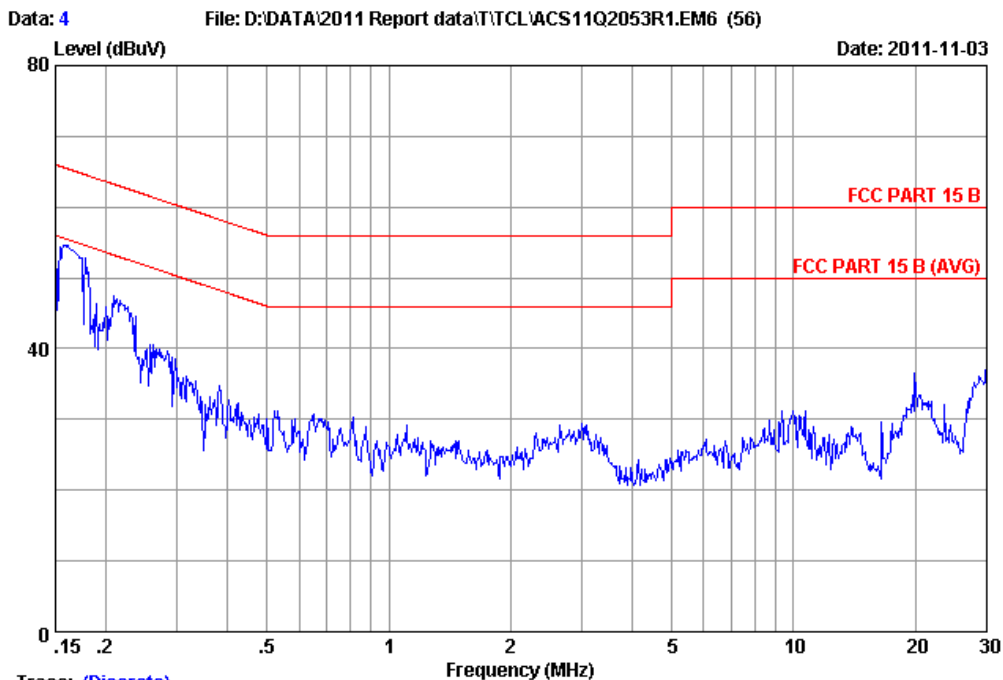
Env./Ins. :25.5°C/55% Engineer :Jolly\_Xu

EUT :LCD TV M/N:LE19HDF3200

Power Rating :AC 120V/60Hz

Test Mode :Running "H" Pattern And 1kHz Playing

:VGA:800\*600@60Hz



Trace: (Discrete)

Site no :1#conduction Data No :4

Dis./Ant. \*\*: 2011 ESH2-25 NEUTRAL

Limit :FCC PART 15 B

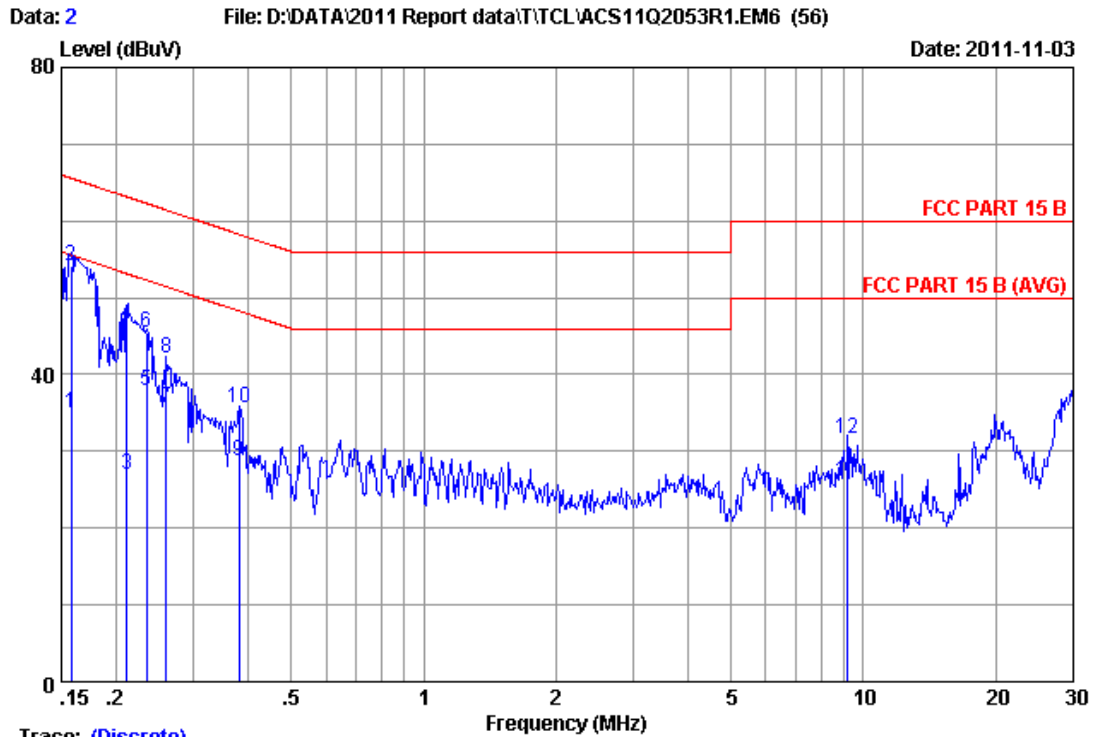
Env./Ins. :25.5°C/55% Engineer :Jolly\_Xu

EUT :LCD TV M/N:LE19HDF3200

Power Rating :AC 120V/60Hz

Test Mode :Running "H" Pattern And 1kHz Playing

:VGA:800\*600@60Hz



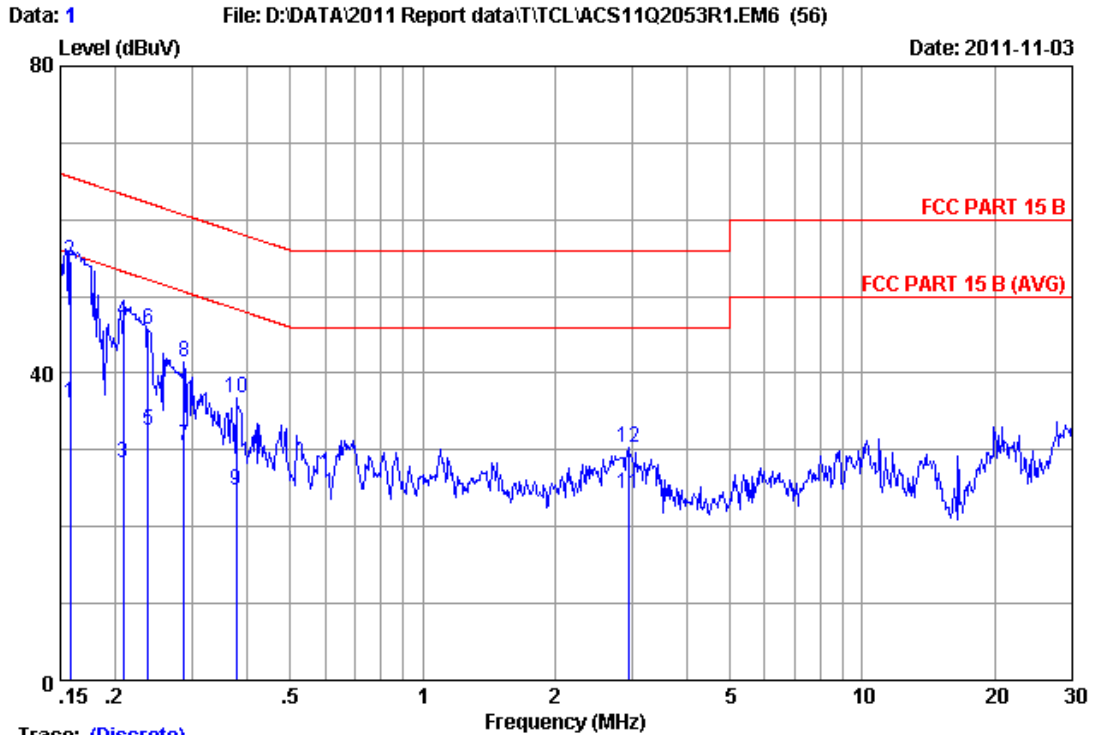
Trace: (Discrete)

Site no :1#conduction Data No :2  
 Dis./Ant. \*\*: 2011 ESH2-25 LINE  
 Limit :FCC PART 15 B  
 Env./Ins. :25.5°C/55% Engineer :Jolly\_Xu  
 EUT :LCD TV M/N:LE19HDF3200  
 Power Rating :AC 120V/60Hz  
 Test Mode :Running "H" Pattern And 1kHz Playing  
 :VGA:1024\*768@60Hz  
 :

| No | Freq (MHz) | LISN Factor (dB) | Cable Loss (dB) | Reading (dBuV) | Emission Level (dBuV) | Limits (dBuV) | Margin (dB) | Remark  |
|----|------------|------------------|-----------------|----------------|-----------------------|---------------|-------------|---------|
| 1  | 0.15800    | 0.17             | 9.98            | 24.81          | 34.96                 | 55.57         | 20.61       | Average |
| 2  | 0.15800    | 0.17             | 9.98            | 44.11          | 54.26                 | 65.57         | 11.31       | QP      |
| 3  | 0.21100    | 0.17             | 9.98            | 16.80          | 26.95                 | 53.17         | 26.22       | Average |
| 4  | 0.21100    | 0.17             | 9.98            | 36.50          | 46.65                 | 63.17         | 16.52       | QP      |
| 5  | 0.23400    | 0.17             | 9.86            | 27.80          | 37.83                 | 52.31         | 14.48       | Average |
| 6  | 0.23400    | 0.17             | 9.86            | 35.50          | 45.53                 | 62.31         | 16.78       | QP      |
| 7  | 0.26000    | 0.17             | 9.86            | 25.60          | 35.63                 | 51.43         | 15.80       | Average |
| 8  | 0.26000    | 0.17             | 9.86            | 32.00          | 42.03                 | 61.43         | 19.40       | QP      |
| 9  | 0.38100    | 0.18             | 9.86            | 18.70          | 28.74                 | 48.26         | 19.52       | Average |
| 10 | 0.38100    | 0.18             | 9.86            | 25.50          | 35.54                 | 58.26         | 22.72       | QP      |
| 11 | 9.200      | 0.61             | 10.05           | 15.40          | 26.06                 | 50.00         | 23.94       | Average |
| 12 | 9.200      | 0.61             | 10.05           | 21.00          | 31.66                 | 60.00         | 28.34       | QP      |

Remarks: 1.Emission Level=LISN Factor+Cable Loss(Include 10dB pulse limit)+Reading.

2.If the average limit is met when using a quasi-peak detector. the EUT shall be deemed to meet both limits and measurement with average detector is unnecessary.

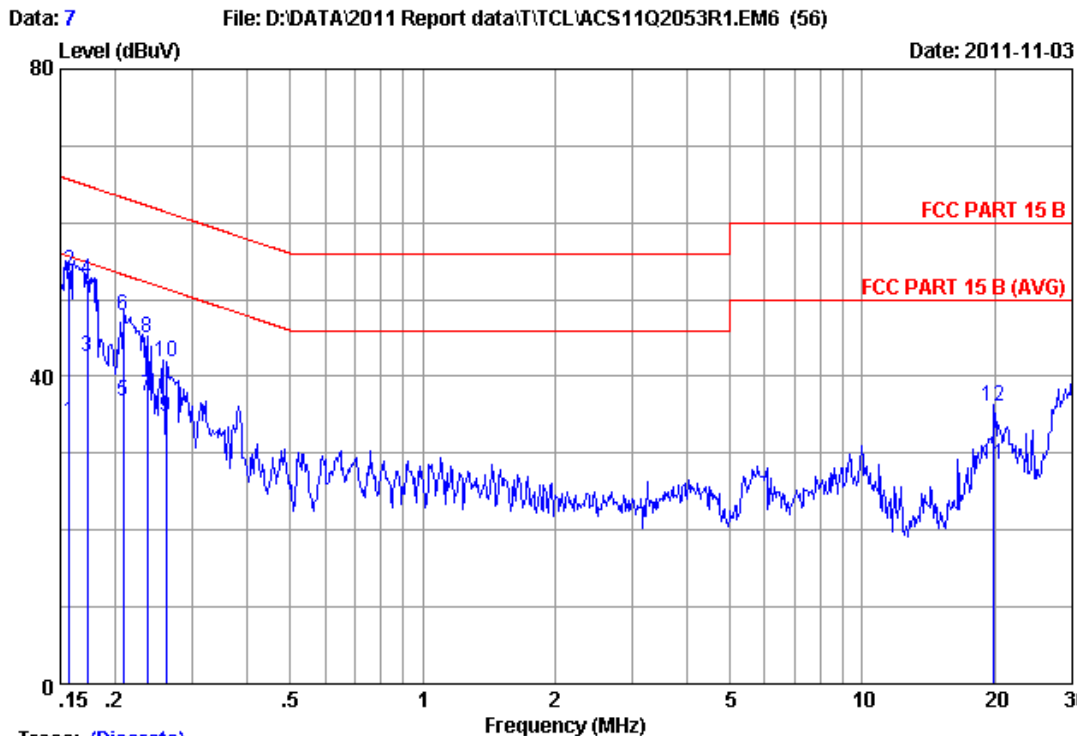


Trace: (Discrete)

Site no :1#conduction Data No :1  
 Dis./Ant. \*\*: 2011 ESH2-Z5 NEUTRAL  
 Limit :FCC PART 15 B  
 Env./Ins. :25.5\*C/55% Engineer :Jolly\_Xu  
 EUT :LCD TV M/N:LE19HDF3200  
 Power Rating :AC 120V/60Hz  
 Test Mode :Running "H" Pattern And 1kHz Playing  
 :VGA:1024\*768@60Hz  
 :

| No | Freq (MHz) | LISN Factor (dB) | Cable Loss (dB) | Reading (dBuV) | Emission Level (dBuV) | Limits (dBuV) | Margin (dB) | Remark  |
|----|------------|------------------|-----------------|----------------|-----------------------|---------------|-------------|---------|
| 1  | 0.15800    | 0.21             | 9.98            | 26.00          | 36.19                 | 55.57         | 19.38       | Average |
| 2  | 0.15800    | 0.21             | 9.98            | 44.50          | 54.69                 | 65.57         | 10.88       | QP      |
| 3  | 0.20900    | 0.21             | 9.98            | 18.00          | 28.19                 | 53.24         | 25.05       | Average |
| 4  | 0.20900    | 0.21             | 9.98            | 36.50          | 46.69                 | 63.24         | 16.55       | QP      |
| 5  | 0.23784    | 0.21             | 9.86            | 22.53          | 32.60                 | 52.17         | 19.57       | Average |
| 6  | 0.23784    | 0.21             | 9.86            | 35.53          | 45.60                 | 62.17         | 16.57       | QP      |
| 7  | 0.28630    | 0.21             | 9.86            | 20.43          | 30.50                 | 50.63         | 20.13       | Average |
| 8  | 0.28630    | 0.21             | 9.86            | 31.43          | 41.50                 | 60.63         | 19.13       | QP      |
| 9  | 0.37711    | 0.22             | 9.86            | 14.59          | 24.67                 | 48.34         | 23.67       | Average |
| 10 | 0.37711    | 0.22             | 9.86            | 26.59          | 36.67                 | 58.34         | 21.67       | QP      |
| 11 | 2.931      | 0.29             | 9.95            | 14.04          | 24.28                 | 46.00         | 21.72       | Average |
| 12 | 2.931      | 0.29             | 9.95            | 20.04          | 30.28                 | 56.00         | 25.72       | QP      |

Remarks: 1.Emission Level=LISN Factor+Cable Loss(Include 10dB pulse limit)+Reading.  
 2.If the average limit is met when using a quasi-peak detector, the EUT shall be deemed to meet both limits and measurement with average detector is unnecessary.

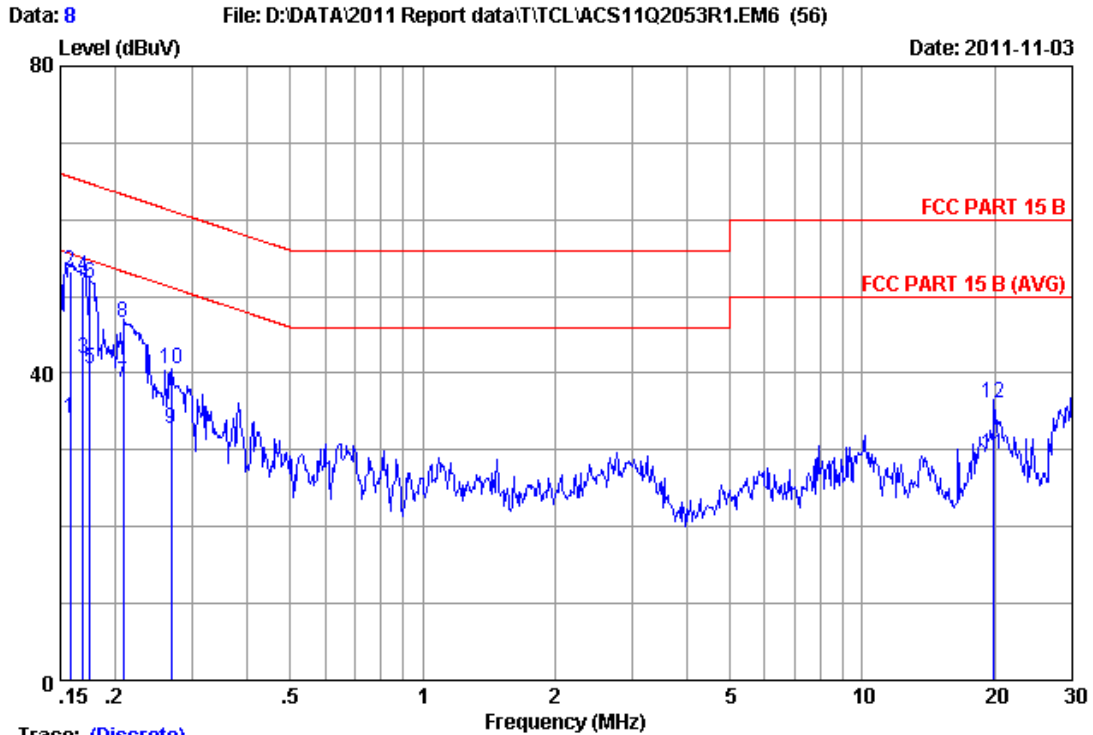


Trace: (Discrete)

Site no : 1#conduction Data No : 7  
 Dis./Ant. : \*\* 2011 ESH2-25 LINE  
 Limit : FCC PART 15 B  
 Env./Ins. : 25.5°C/55% Engineer : Jolly\_Xu  
 EUT : LCD TV M/N:LE19HDF3200  
 Power Rating : AC 120V/60Hz  
 Test Mode : Running "H" Pattern And 1kHz Playing  
 : HDMI 1:1920\*1080@60Hz  
 :

| No | Freq (MHz) | LISM Factor (dB) | Cable Loss (dB) | Reading (dBuV) | Emission Level (dBuV) | Limits (dBuV) | Margin (dB) | Remark  |
|----|------------|------------------|-----------------|----------------|-----------------------|---------------|-------------|---------|
| 1  | 0.15700    | 0.17             | 9.98            | 24.01          | 34.16                 | 55.62         | 21.46       | Average |
| 2  | 0.15700    | 0.17             | 9.98            | 43.51          | 53.66                 | 65.62         | 11.96       | QP      |
| 3  | 0.17300    | 0.17             | 9.86            | 32.50          | 42.53                 | 54.82         | 12.29       | Average |
| 4  | 0.17300    | 0.17             | 9.86            | 42.60          | 52.63                 | 64.82         | 12.19       | QP      |
| 5  | 0.20900    | 0.17             | 9.86            | 26.80          | 36.83                 | 53.24         | 16.41       | Average |
| 6  | 0.20900    | 0.17             | 9.86            | 37.80          | 47.83                 | 63.24         | 15.41       | QP      |
| 7  | 0.23600    | 0.17             | 9.86            | 27.50          | 37.53                 | 52.24         | 14.71       | Average |
| 8  | 0.23600    | 0.17             | 9.86            | 35.00          | 45.03                 | 62.24         | 17.21       | QP      |
| 9  | 0.26100    | 0.17             | 9.86            | 24.70          | 34.73                 | 51.40         | 16.67       | Average |
| 10 | 0.26100    | 0.17             | 9.86            | 31.80          | 41.83                 | 61.40         | 19.57       | QP      |
| 11 | 19.940     | 0.99             | 10.13           | 17.40          | 28.52                 | 50.00         | 21.48       | Average |
| 12 | 19.940     | 0.99             | 10.13           | 25.00          | 36.12                 | 60.00         | 23.88       | QP      |

Remarks: 1.Emission Level=LISM Factor+Cable Loss(Include 10dB pulse limit)+Reading.  
 2.If the average limit is met when using a quasi-peak detector. the EUT shall be deemed to meet both limits and measurement with average detector is unnecessary.



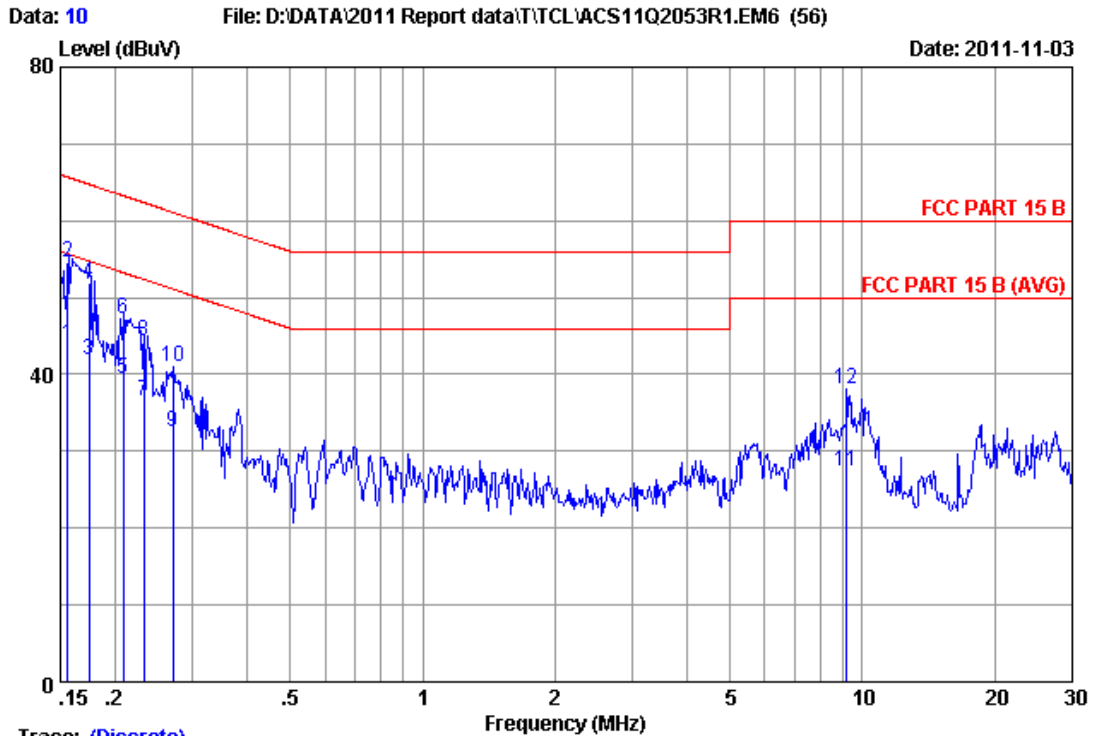
Trace: (Discrete)

Site no :1#conduction Data No :8  
 Dis./Ant. \*\*: 2011 ESH2-Z5 NEUTRAL  
 Limit :FCC PART 15 B  
 Env./Ins. :25.5\*C/55% Engineer :Jolly\_Xu  
 EUT :LCD TV M/N:LE19HDF3200  
 Power Rating :AC 120V/60Hz  
 Test Mode :Running "H" Pattern And 1kHz Playing  
 :HDMI 1:1920\*1080@60Hz  
 :

| No | Freq (MHz) | LISN Factor (dB) | Cable Loss (dB) | Reading (dBuV) | Emission Level (dBuV) | Limits (dBuV) | Margin (dB) | Remark  |
|----|------------|------------------|-----------------|----------------|-----------------------|---------------|-------------|---------|
| 1  | 0.15800    | 0.21             | 9.98            | 24.00          | 34.19                 | 55.57         | 21.38       | Average |
| 2  | 0.15800    | 0.21             | 9.98            | 43.00          | 53.19                 | 65.57         | 12.38       | QP      |
| 3  | 0.16900    | 0.21             | 9.86            | 31.80          | 41.87                 | 55.01         | 13.14       | Average |
| 4  | 0.16900    | 0.21             | 9.86            | 42.60          | 52.67                 | 65.01         | 12.34       | QP      |
| 5  | 0.17500    | 0.21             | 9.86            | 30.50          | 40.57                 | 54.72         | 14.15       | Average |
| 6  | 0.17500    | 0.21             | 9.86            | 41.60          | 51.67                 | 64.72         | 13.05       | QP      |
| 7  | 0.20900    | 0.21             | 9.86            | 28.80          | 38.87                 | 53.24         | 14.37       | Average |
| 8  | 0.20900    | 0.21             | 9.86            | 36.50          | 46.57                 | 63.24         | 16.67       | QP      |
| 9  | 0.26800    | 0.21             | 9.86            | 22.70          | 32.77                 | 51.18         | 18.41       | Average |
| 10 | 0.26800    | 0.21             | 9.86            | 30.50          | 40.57                 | 61.18         | 20.61       | QP      |
| 11 | 19.940     | 0.77             | 10.13           | 18.60          | 29.50                 | 50.00         | 20.50       | Average |
| 12 | 19.940     | 0.77             | 10.13           | 25.20          | 36.10                 | 60.00         | 23.90       | QP      |

Remarks: 1.Emission Level=LISN Factor+Cable Loss(Include 10dB pulse limit)+Reading.  
 2.If the average limit is met when using a quasi-peak detector, the EUT shall be deemed to meet both limits and measurement with average detector is unnecessary.



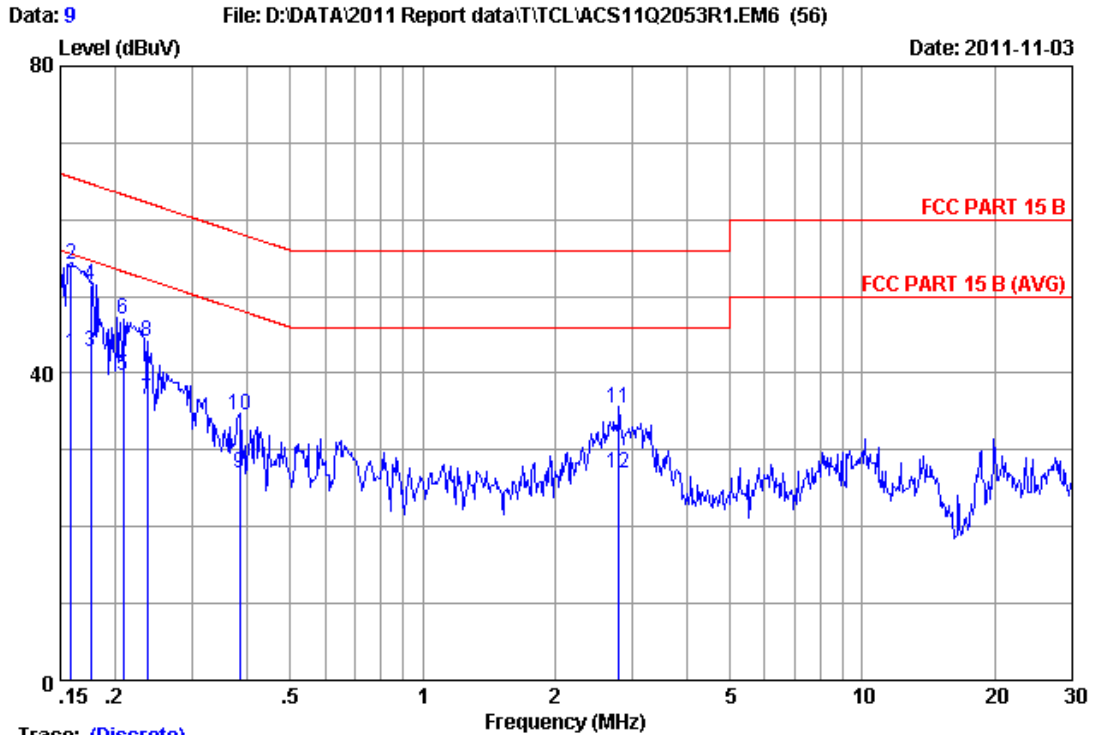


Trace: (Discrete)

Site no : 1#conduction Data No : 10  
 Dis./Ant. : \*\* 2011 ESH2-25 LINE  
 Limit : FCC PART 15 B  
 Env./Ins. : 25.5°C/55% Engineer : Jolly\_Xu  
 EUT : LCD TV M/N:LE19HDF3200  
 Power Rating : AC 120V/60Hz  
 Test Mode : Running "H" Pattern And 1kHz Playing  
 : HDMI 2:1920\*1080@60Hz  
 :

| No | Freq (MHz) | LISM Factor (dB) | Cable Loss (dB) | Reading (dBUV) | Emission Level (dBUV) | Limits (dBUV) | Margin (dB) | Remark  |
|----|------------|------------------|-----------------|----------------|-----------------------|---------------|-------------|---------|
| 1  | 0.15600    | 0.17             | 9.86            | 33.80          | 43.83                 | 55.67         | 11.84       | Average |
| 2  | 0.15600    | 0.17             | 9.86            | 44.50          | 54.53                 | 65.67         | 11.14       | QP      |
| 3  | 0.17400    | 0.17             | 9.86            | 31.80          | 41.83                 | 54.77         | 12.94       | Average |
| 4  | 0.17400    | 0.17             | 9.86            | 42.00          | 52.03                 | 64.77         | 12.74       | QP      |
| 5  | 0.20900    | 0.17             | 9.86            | 29.50          | 39.53                 | 53.24         | 13.71       | Average |
| 6  | 0.20900    | 0.17             | 9.86            | 37.30          | 47.33                 | 63.24         | 15.91       | QP      |
| 7  | 0.23200    | 0.17             | 9.86            | 26.60          | 36.63                 | 52.38         | 15.75       | Average |
| 8  | 0.23200    | 0.17             | 9.86            | 34.40          | 44.43                 | 62.38         | 17.95       | QP      |
| 9  | 0.27000    | 0.18             | 9.86            | 22.50          | 32.54                 | 51.12         | 18.58       | Average |
| 10 | 0.27000    | 0.18             | 9.86            | 31.00          | 41.04                 | 61.12         | 20.08       | QP      |
| 11 | 9.200      | 0.61             | 10.05           | 16.80          | 27.46                 | 50.00         | 22.54       | Average |
| 12 | 9.200      | 0.61             | 10.05           | 27.50          | 38.16                 | 60.00         | 21.84       | QP      |

Remarks: 1.Emission Level=LISM Factor+Cable Loss(Include 10dB pulse limit)+Reading.  
 2.If the average limit is met when using a quasi-peak detector. the EUT shall be deemed to meet both limits and measurement with average detector is unnecessary.

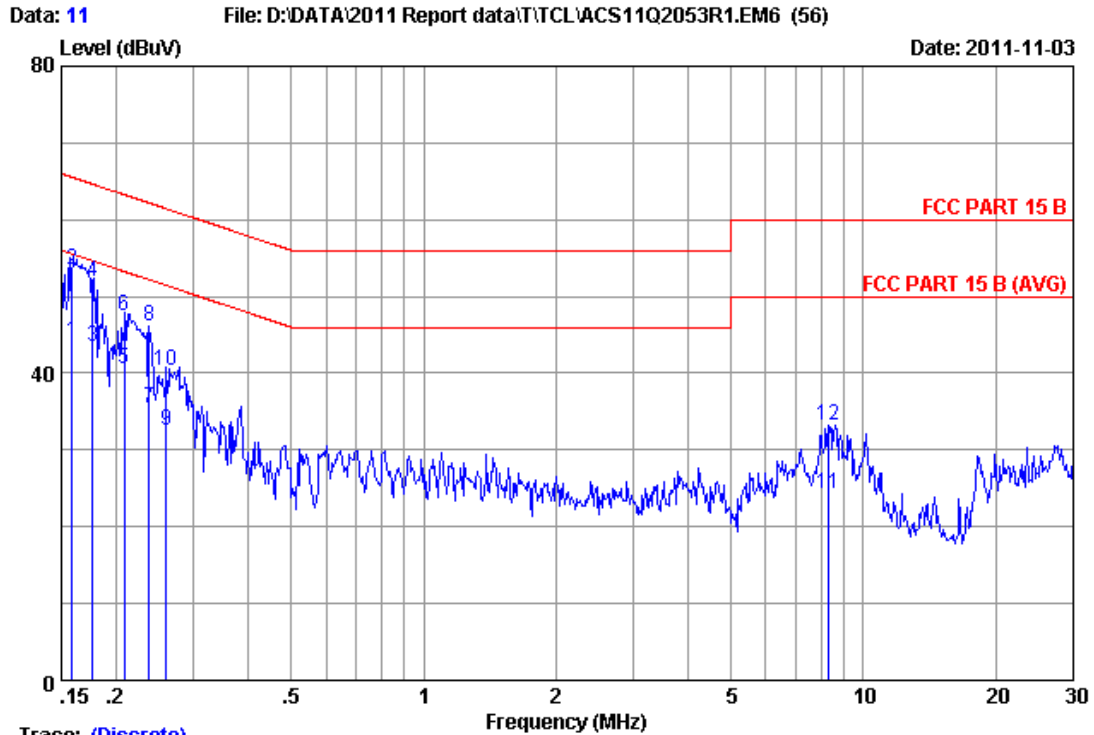


Trace: (Discrete)

Site no :1#conduction Data No :9  
 Dis./Ant. \*\*: 2011 ESH2-Z5 NEUTRAL  
 Limit :FCC PART 15 B  
 Env./Ins. :25.5\*C/55% Engineer :Jolly\_Xu  
 EUT :LCD TV M/N:LE19HDF3200  
 Power Rating :AC 120V/60Hz  
 Test Mode :Running "H" Pattern And 1kHz Playing  
 :HDMI 2:1920\*1080@60Hz  
 :

| No | Freq (MHz) | LISN Factor (dB) | Cable Loss (dB) | Reading (dBuV) | Emission Level (dBuV) | Limits (dBuV) | Margin (dB) | Remark  |
|----|------------|------------------|-----------------|----------------|-----------------------|---------------|-------------|---------|
| 1  | 0.15900    | 0.21             | 9.86            | 32.50          | 42.57                 | 55.52         | 12.95       | Average |
| 2  | 0.15900    | 0.21             | 9.86            | 44.00          | 54.07                 | 65.52         | 11.45       | QP      |
| 3  | 0.17600    | 0.21             | 9.86            | 32.70          | 42.77                 | 54.67         | 11.90       | Average |
| 4  | 0.17600    | 0.21             | 9.86            | 41.50          | 51.57                 | 64.67         | 13.10       | QP      |
| 5  | 0.20900    | 0.21             | 9.86            | 29.50          | 39.57                 | 53.24         | 13.67       | Average |
| 6  | 0.20900    | 0.21             | 9.86            | 37.00          | 47.07                 | 63.24         | 16.17       | QP      |
| 7  | 0.23600    | 0.21             | 9.86            | 26.50          | 36.57                 | 52.24         | 15.67       | Average |
| 8  | 0.23600    | 0.21             | 9.86            | 34.00          | 44.07                 | 62.24         | 18.17       | QP      |
| 9  | 0.38300    | 0.22             | 9.86            | 16.80          | 26.88                 | 48.21         | 21.33       | Average |
| 10 | 0.38300    | 0.22             | 9.86            | 24.50          | 34.58                 | 58.21         | 23.63       | QP      |
| 11 | 2.790      | 0.29             | 9.95            | 25.09          | 35.33                 | 56.00         | 20.67       | QP      |
| 12 | 2.794      | 0.29             | 9.95            | 16.69          | 26.93                 | 46.00         | 19.07       | Average |

Remarks: 1.Emission Level=LISN Factor+Cable Loss(Include 10dB pulse limit)+Reading.  
 2.If the average limit is met when using a quasi-peak detector, the EUT shall be deemed to meet both limits and measurement with average detector is unnecessary.

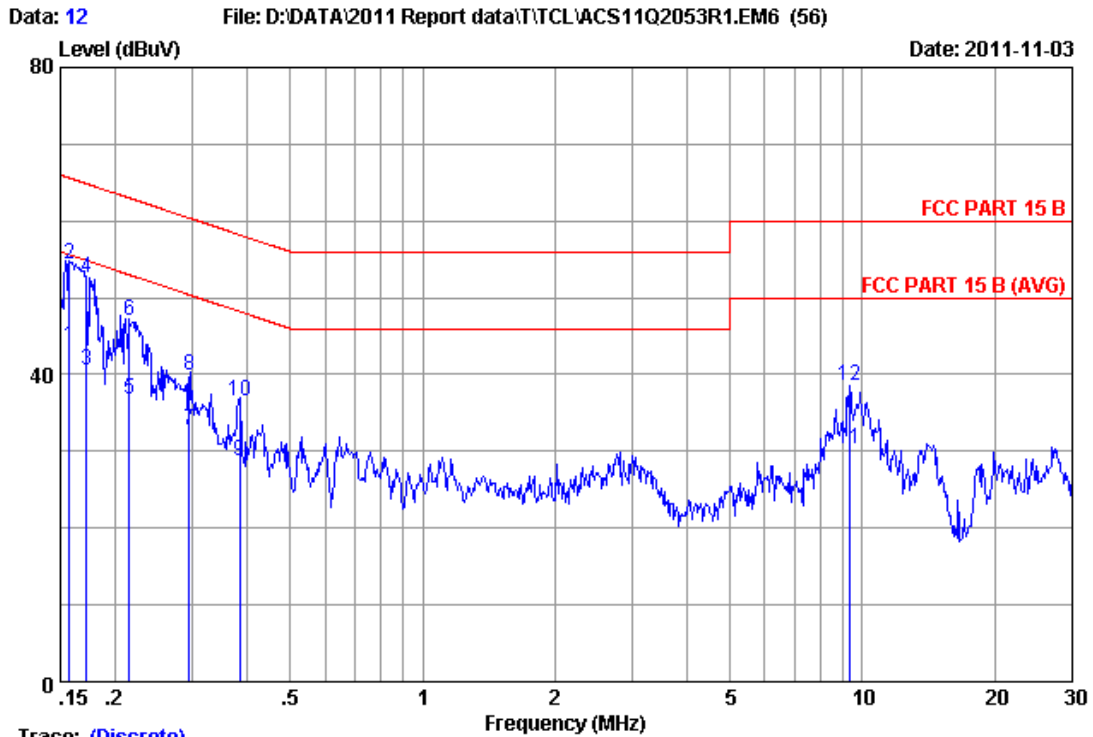


Trace: (Discrete)

Site no :1#conduction Data No :11  
 Dis./Ant. \*\*: 2011 ESH2-Z5 LINE  
 Limit :FCC PART 15 B  
 Env./Ins. :25.5\*C/55% Engineer :Jolly\_Xu  
 EUT :LCD TV M/N:LE19HDF3200  
 Power Rating :AC 120V/60Hz  
 Test Mode :Running "H" Pattern And 1kHz Playing  
 :HDMI 3:1920\*1080@60Hz  
 :

| No | Freq (MHz) | LISN Factor (dB) | Cable Loss (dB) | Reading (dBUV) | Emission Level (dBUV) | Limits (dBUV) | Margin (dB) | Remark  |
|----|------------|------------------|-----------------|----------------|-----------------------|---------------|-------------|---------|
| 1  | 0.15900    | 0.17             | 9.86            | 34.20          | 44.23                 | 55.52         | 11.29       | Average |
| 2  | 0.15900    | 0.17             | 9.86            | 43.50          | 53.53                 | 65.52         | 11.99       | QP      |
| 3  | 0.17700    | 0.17             | 9.86            | 33.50          | 43.53                 | 54.63         | 11.10       | Average |
| 4  | 0.17700    | 0.17             | 9.86            | 41.80          | 51.83                 | 64.63         | 12.80       | QP      |
| 5  | 0.20900    | 0.17             | 9.86            | 30.60          | 40.63                 | 53.24         | 12.61       | Average |
| 6  | 0.20900    | 0.17             | 9.86            | 37.50          | 47.53                 | 63.24         | 15.71       | QP      |
| 7  | 0.23700    | 0.17             | 9.86            | 25.50          | 35.53                 | 52.20         | 16.67       | Average |
| 8  | 0.23700    | 0.17             | 9.86            | 36.00          | 46.03                 | 62.20         | 16.17       | QP      |
| 9  | 0.26000    | 0.17             | 9.86            | 22.40          | 32.43                 | 51.43         | 19.00       | Average |
| 10 | 0.26000    | 0.17             | 9.86            | 30.20          | 40.23                 | 61.43         | 21.20       | QP      |
| 11 | 8.320      | 0.55             | 10.05           | 13.80          | 24.40                 | 50.00         | 25.60       | Average |
| 12 | 8.320      | 0.55             | 10.05           | 22.50          | 33.10                 | 60.00         | 26.90       | QP      |

Remarks: 1.Emission Level=LISN Factor+Cable Loss(Include 10dB pulse limit)+Reading.  
 2.If the average limit is met when using a quasi-peak detector, the EUT shall be deemed to meet both limits and measurement with average detector is unnecessary.



Trace: (Discrete)

Site no :1#conduction      Data No :12  
 Dis./Ant. \*\*: 2011 ESH2-25 NEUTRAL  
 Limit :FCC PART 15 B  
 Env./Ins. :25.5\*C/55%      Engineer :Jolly\_Xu  
 EUT :LCD TV M/N:LE19HDF3200  
 Power Rating :AC 120V/60Hz  
 Test Mode :Running "H" Pattern And 1kHz Playing  
 :HDMI 3:1920\*1080@60Hz  
 :

| No | Freq (MHz) | LISN Factor (dB) | Cable Loss (dB) | Reading (dBUV) | Emission Level (dBUV) | Limits (dBUV) | Margin (dB) | Remark  |
|----|------------|------------------|-----------------|----------------|-----------------------|---------------|-------------|---------|
| 1  | 0.15700    | 0.21             | 9.86            | 33.60          | 43.67                 | 55.62         | 11.95       | Average |
| 2  | 0.15700    | 0.21             | 9.86            | 44.20          | 54.27                 | 65.62         | 11.35       | QP      |
| 3  | 0.17200    | 0.21             | 9.86            | 30.60          | 40.67                 | 54.86         | 14.19       | Average |
| 4  | 0.17200    | 0.21             | 9.86            | 42.50          | 52.57                 | 64.86         | 12.29       | QP      |
| 5  | 0.21500    | 0.21             | 9.86            | 26.80          | 36.87                 | 53.01         | 16.14       | Average |
| 6  | 0.21500    | 0.21             | 9.86            | 37.00          | 47.07                 | 63.01         | 15.94       | QP      |
| 7  | 0.29500    | 0.21             | 9.86            | 22.60          | 32.67                 | 50.38         | 17.71       | Average |
| 8  | 0.29500    | 0.21             | 9.86            | 29.80          | 39.87                 | 60.38         | 20.51       | QP      |
| 9  | 0.38300    | 0.22             | 9.86            | 18.70          | 28.78                 | 48.21         | 19.43       | Average |
| 10 | 0.38300    | 0.22             | 9.86            | 26.50          | 36.58                 | 58.21         | 21.63       | QP      |
| 11 | 9.350      | 0.44             | 10.05           | 19.80          | 30.29                 | 50.00         | 19.71       | Average |
| 12 | 9.350      | 0.44             | 10.05           | 28.00          | 38.49                 | 60.00         | 21.51       | QP      |

Remarks: 1.Emission Level=LISN Factor+Cable Loss(Include 10dB pulse limit)+Reading.  
 2.If the average limit is met when using a quasi-peak detector. the EUT shall be deemed to meet both limits and measurement with average detector is unnecessary.

## 4. RADIATED EMISSION TEST

### 4.1. Test Equipment

#### 4.1.1. For frequency range 30MHz~1000MHz

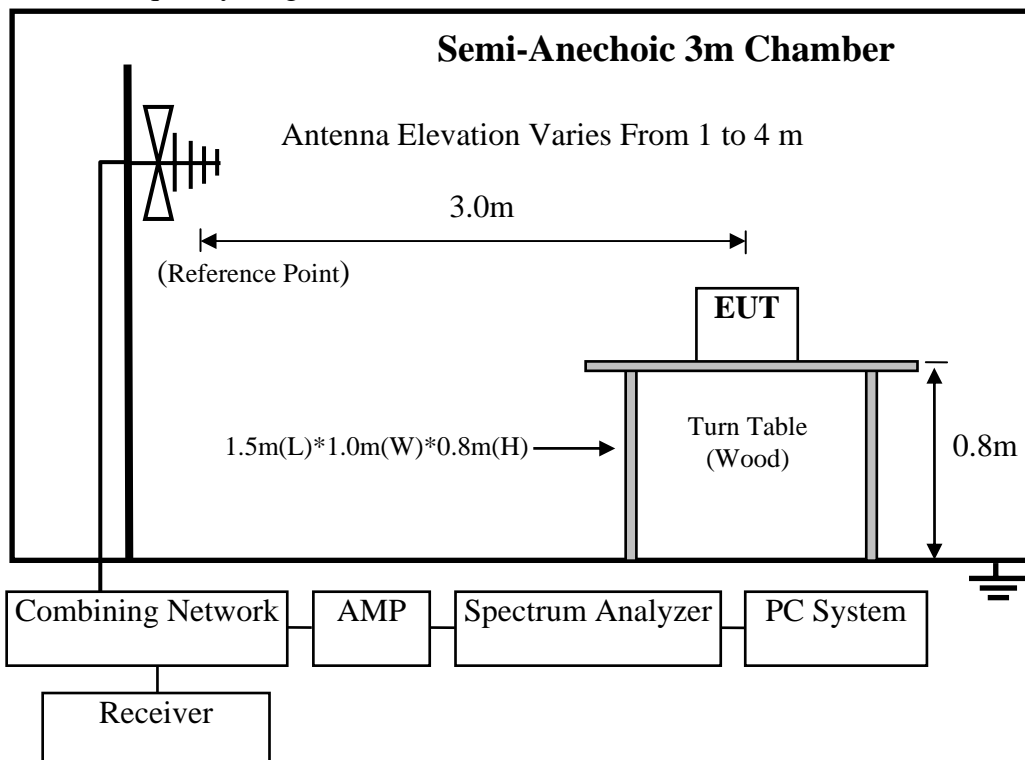
| Item | Equipment      | Manufacturer    | Model No. | Serial No.      | Last Cal.  | Cal. Interval |
|------|----------------|-----------------|-----------|-----------------|------------|---------------|
| 1    | 3#Chamber      | AUDIX           | N/A       | N/A             | Dec.06,10  | 1 Year        |
| 2    | EMI Spectrum   | Agilent         | E4407B    | MY41440292      | May.08, 11 | 1 Year        |
| 3    | Test Receiver  | Rohde & Schwarz | ESVS10    | 834468/011      | May.08, 11 | 1 Year        |
| 4    | Amplifier      | HP              | 8447D     | 2648A04738      | May.08, 11 | 1 Year        |
| 5    | Bilog Antenna  | Schaffner       | CBL6111C  | 2597            | May.25, 11 | 1 Year        |
| 6    | RF Cable       | MIYAZAKI        | 8D-FB     | 3# Chamber No.1 | May.08, 11 | 1 Year        |
| 7    | Coaxial Switch | Anritsu         | MP59B     | M73989          | May.08, 11 | 1 Year        |

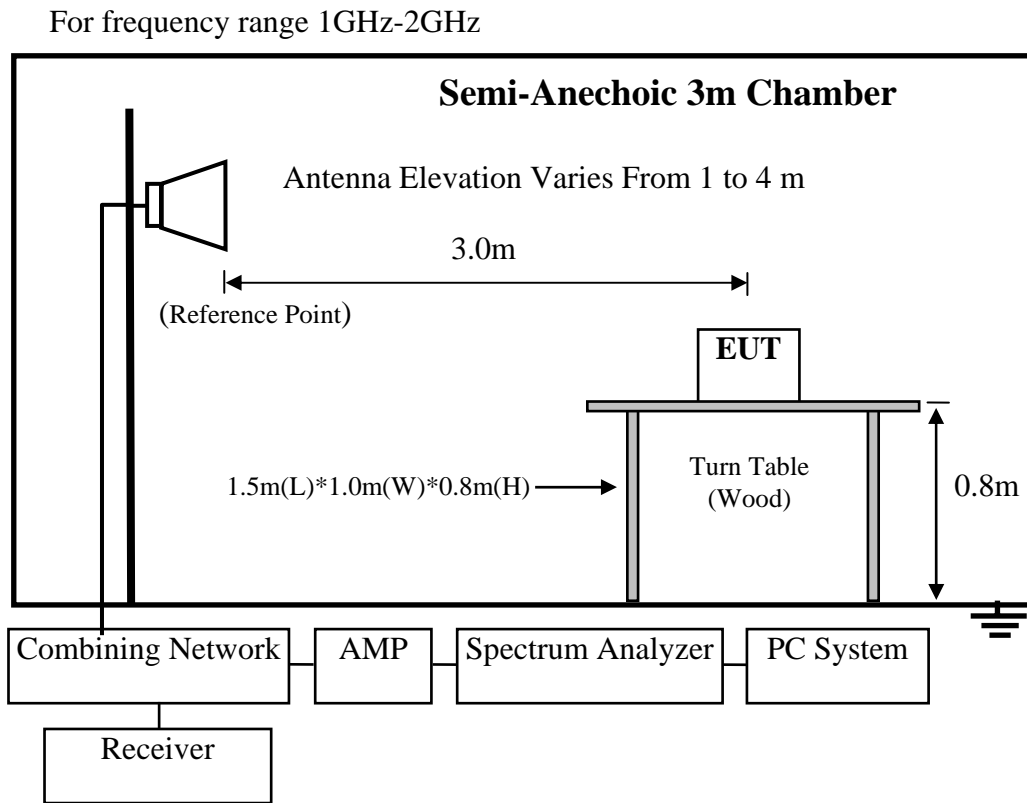
#### 4.1.2. For frequency range 1GHz~2GHz

| Item | Equipment         | Manufacturer | Model No.   | Serial No. | Last Cal.   | Cal. Interval |
|------|-------------------|--------------|-------------|------------|-------------|---------------|
| 1    | Spectrum Analyzer | Agilent      | E4407B      | MY41440292 | May.08, 11  | 1 Year        |
| 2    | Horn Antenna      | EMCO         | 3115        | 9607-4877  | July.01, 11 | 1 Year        |
| 3    | Amplifier         | Agilent      | 8449B       | 3008A00863 | May.08, 11  | 1 Year        |
| 4    | RF Cable          | Hubersuhner  | SUCOFLEX102 | 28622/2    | May.08, 11  | 1 Year        |
| 5    | RF Cable          | Hubersuhner  | SUCOFLEX102 | 29091/2    | May.08, 11  | 1 Year        |

### 4.2. Block Diagram of Test Setup

For frequency range 30MHz-1000MHz





#### 4.3. Radiated Emission Limit

| Frequency MHz | Distance (Meters) | Field Strengths Limits dB(μV)/m |
|---------------|-------------------|---------------------------------|
| 30 ~ 88       | 3                 | 40.0                            |
| 88 ~ 216      | 3                 | 43.5                            |
| 216 ~ 960     | 3                 | 46.0                            |
| 960 ~ 1000    | 3                 | 54.0                            |
| Above 1000    | 3                 | 74(Peak)54(Average)             |

- Remark: (1) Emission level = Antenna Factor + Cable Loss + Reading  
Emission level = Antenna Factor - Amp Factor + Cable Loss + Reading (above 1000MHz)
- (2) The smaller limit shall apply at the cross point between two frequency bands.
- (3) Distance is the distance in meters between the measuring instrument, antenna and the closest point of any part of the device or system.

#### 4.4. EUT Configuration on Test

The configurations of EUT are listed in Section 3.4

#### 4.5. Operating Condition of EUT

Same as Conducted Emission test that is listed in Section 3.5. except the test set up replaced by Section 4.2.

#### 4.6. Test Procedure

The EUT was placed on a non-metallic table, 80 cm above the ground plane inside a semi-anechoic chamber. An antenna was located 3m from the EUT on an adjustable mast. A pre-scan was first performed in order to find prominent radiated emissions. For final emissions measurements at each frequency of interest, the EUT were rotated and the antenna height was varied between 1m and 4m in order to maximize the emission. Measurements in both horizontal and vertical polarities were made and the data was recorded. In order to find the maximum emission, the relative positions of equipments and all of the interface cables were changed according to ANSI C63.4: 2009 on Radiated Emission test.

The bandwidth of the EMI test receiver (R&S ESVS10) is set at 120kHz for frequency range from 30MHz to 1000 MHz.

The bandwidth of the Spectrum's RBW is set at 1MHz and VBW is set at 3MHz for peak emissions measurement above 1GHz and 1MHz RBW, 10Hz VBW for average emissions measure above 1GHz.

#### 4.7. Radiated Disturbance Test Results

**PASS.** (All emissions not reported below are too low against the prescribed limits.)

EUT: LCD TV      Model No. : LE19HDF3200

##### **For frequency range 30MHz~1000MHz**

The EUT with the following test modes were tested and selected to read Q.P values, all the test results are listed in next pages.

Test Date: Nov.03, 2011      Temperature: 24°C      Humidity: 56%

The details of test modes are as follows :

| No.         | Test Mode | Input Port    | Resolution & Frequency | Reference Test Data No. |            |
|-------------|-----------|---------------|------------------------|-------------------------|------------|
|             |           |               |                        | Horizontal              | Vertical   |
| 1.          | PC Mode   | VGA           | 640*480 @60Hz          | #46                     | #45        |
| 2.          |           |               | 800*600 @ 60Hz         | #48                     | #47        |
| 3.          |           |               | <b>1024*768 @60Hz</b>  | <b>#50</b>              | <b>#49</b> |
| <b>4. ※</b> |           | <b>HDMI 1</b> | <b>1920*1080@60Hz</b>  | <b>#52</b>              | <b>#51</b> |
| 5.          |           | <b>HDMI 2</b> | <b>1920*1080@60Hz</b>  | <b>#54</b>              | <b>#53</b> |
| 6.          |           | <b>HDMI 3</b> | <b>1920*1080@60Hz</b>  | <b>#55</b>              | <b>#56</b> |

(※ Worst test mode)

**For frequency range 1GHz~2GHz**

The EUT with below test mode were measured within Anechoic Chamber and the test results listed in next pages

Note: For all the emissions above 1GHz, the peak measured level comply with peak limit, so the average level were deemed to comply with average limit.

Test Date: Nov.03, 2011

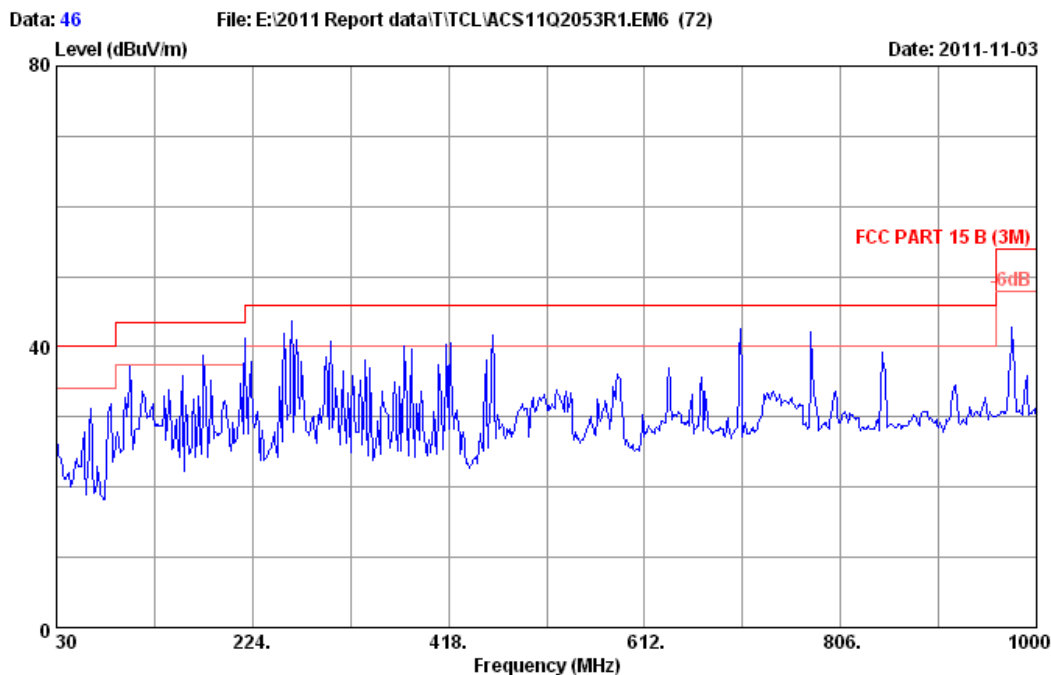
Temperature: 24°C

Humidity: 56%

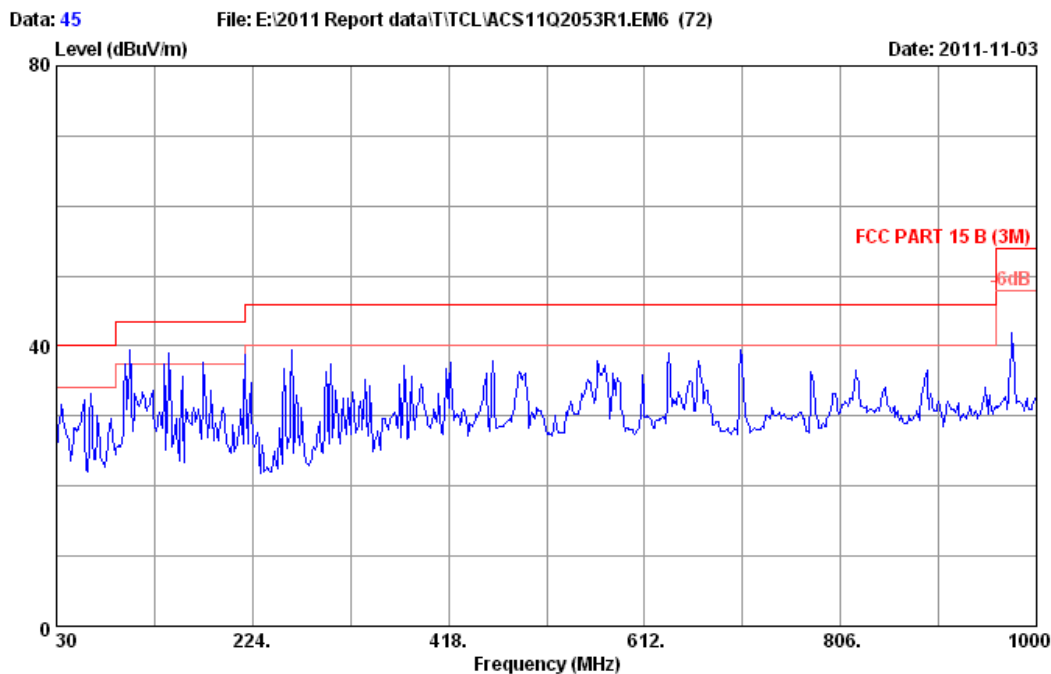
| NO. | Test Mode | Resolution & Frequency | Reference Test Data No. |          |
|-----|-----------|------------------------|-------------------------|----------|
|     |           |                        | Horizontal              | Vertical |
| 1.  | VGA       | 1024*768 @60Hz         | #59, #60                | #57, #58 |
| 2.  | HDMI 1    | 1920*1080 @60Hz        | #69, #70                | #71, #72 |
| 3.  | HDMI 2    | 1920*1080 @60Hz        | #65, #66                | #67, #68 |
| 4.  | HDMI 3    | 1920*1080 @60Hz        | #63, #64                | #61, #62 |



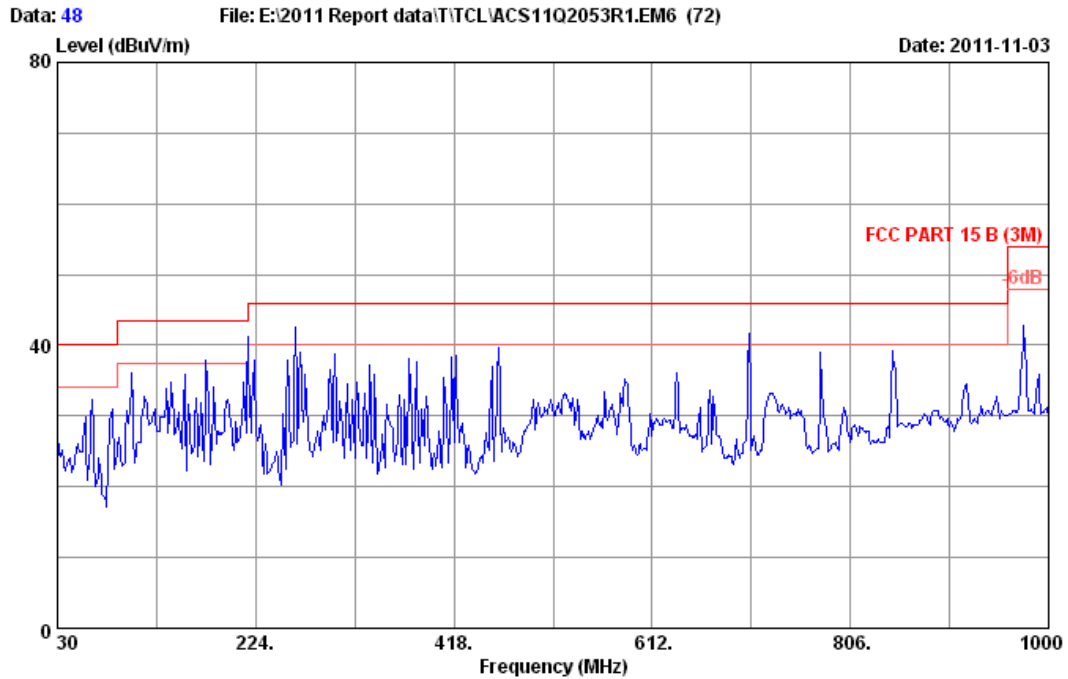
30MHz~1000MHz



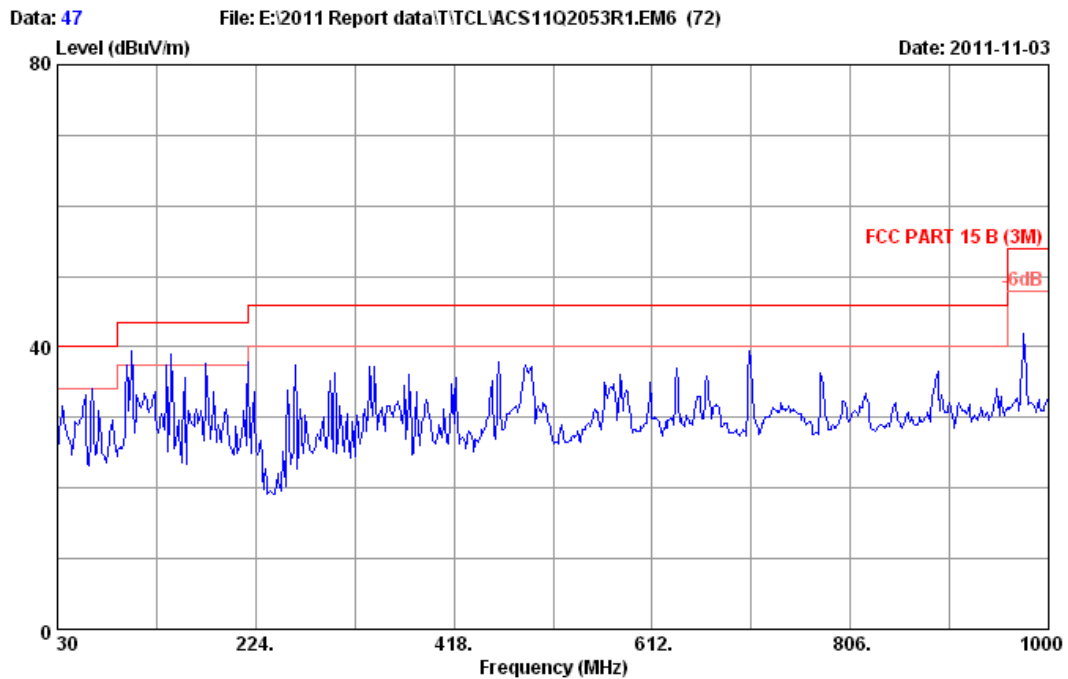
Site no. : 3m Chamber Data no. : 46  
 Dis. / Ant. : 3m 2597 FACTOR 3M Ant. pol. : HORIZONTAL  
 Limit : FCC PART 15 B (3M)  
 Env. / Ins. : 24°C/56% Engineer : Victory-Cao  
 EUT : LCD TV M/N:LE19HDF3200  
 Power rating : AC 120V/60Hz  
 Test Mode : Running"H"Pattern And 1KHz Playing  
 VGA:640\*480@60Hz



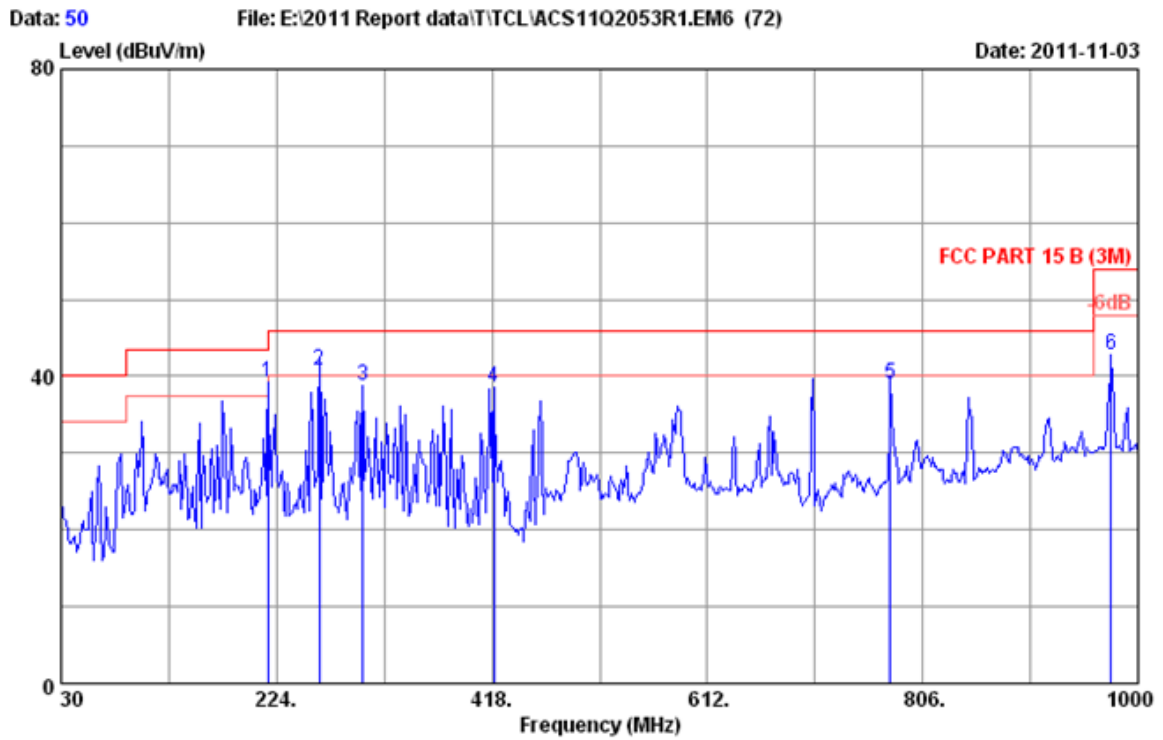
Site no. : 3m Chamber Data no. : 45  
 Dis. / Ant. : 3m 2597 FACTOR 3M Ant. pol. : VERTICAL  
 Limit : FCC PART 15 B (3M)  
 Env. / Ins. : 24°C/56% Engineer : Victory-Cao  
 EUT : LCD TV M/N:LE19HDF3200  
 Power rating : AC 120V/60Hz  
 Test Mode : Running"H"Pattern And 1KHz Playing  
 VGA:640\*480@60Hz



Site no. : 3m Chamber Data no. : 48  
 Dis. / Ant. : 3m 2597 FACTOR 3M Ant. pol. : HORIZONTAL  
 Limit : FCC PART 15 B (3M)  
 Env. / Ins. : 24°C/56% Engineer : Victory-Cao  
 EUT : LCD TV M/N:LE19HDF3200  
 Power rating : AC 120V/60Hz  
 Test Mode : Running"H"Pattern And 1KHz Playing  
 VGA:800\*600@60Hz



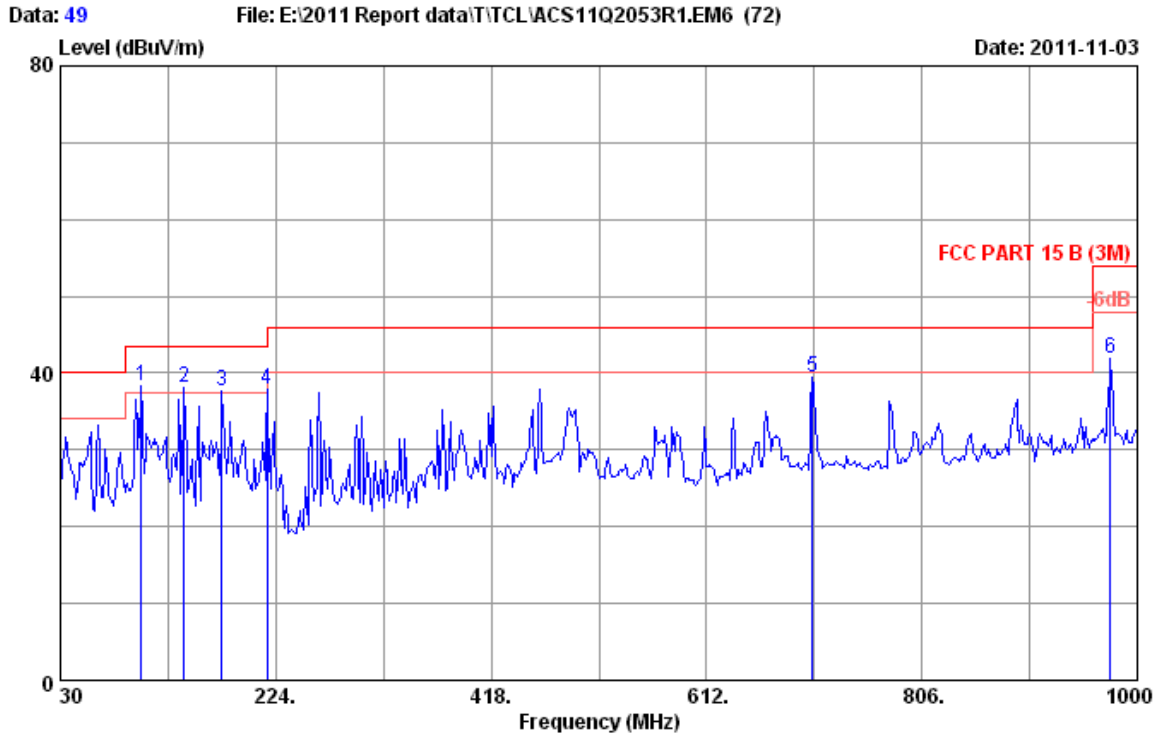
Site no. : 3m Chamber Data no. : 47  
 Dis. / Ant. : 3m 2597 FACTOR 3M Ant. pol. : VERTICAL  
 Limit : FCC PART 15 B (3M)  
 Env. / Ins. : 24°C/56% Engineer : Victory-Cao  
 EUT : LCD TV M/N:LE19HDF3200  
 Power rating : AC 120V/60Hz  
 Test Mode : Running"H"Pattern And 1KHz Playing  
 VGA:800\*600@60Hz



Site no. : 3m Chamber Data no. : 50  
 Dis. / Ant. : 3m 2597 FACTOR 3M Ant. pol. : HORIZONTAL  
 Limit : FCC PART 15 B (3M)  
 Env. / Ins. : 24°C/56% Engineer : Victory-Cao  
 EUT : LCD TV M/N:LE19HDF3200  
 Power rating : AC 120V/60Hz  
 Test Mode : Running "H" Pattern And 1KHz Playing  
 VGA:1024\*768@60Hz

| No. | Freq. (MHz) | Ant. Factor (dB/m) | Cable Loss (dB) | Reading (dBuV) | Emission Level (dBuV/m) | Limits (dBuV/m) | Margin (dB) | Remark |
|-----|-------------|--------------------|-----------------|----------------|-------------------------|-----------------|-------------|--------|
| 1   | 216.240     | 9.46               | 2.02            | 27.80          | 39.28                   | 46.00           | 6.72        | QP     |
| 2   | 262.800     | 13.10              | 2.57            | 25.00          | 40.67                   | 46.00           | 5.33        | QP     |
| 3   | 301.600     | 13.27              | 3.01            | 22.56          | 38.84                   | 46.00           | 7.16        | QP     |
| 4   | 419.940     | 16.50              | 3.46            | 18.63          | 38.59                   | 46.00           | 7.41        | QP     |
| 5   | 776.900     | 21.54              | 5.39            | 12.10          | 39.03                   | 46.00           | 6.97        | QP     |
| 6   | 975.750     | 23.48              | 6.04            | 13.22          | 42.74                   | 54.00           | 11.26       | QP     |

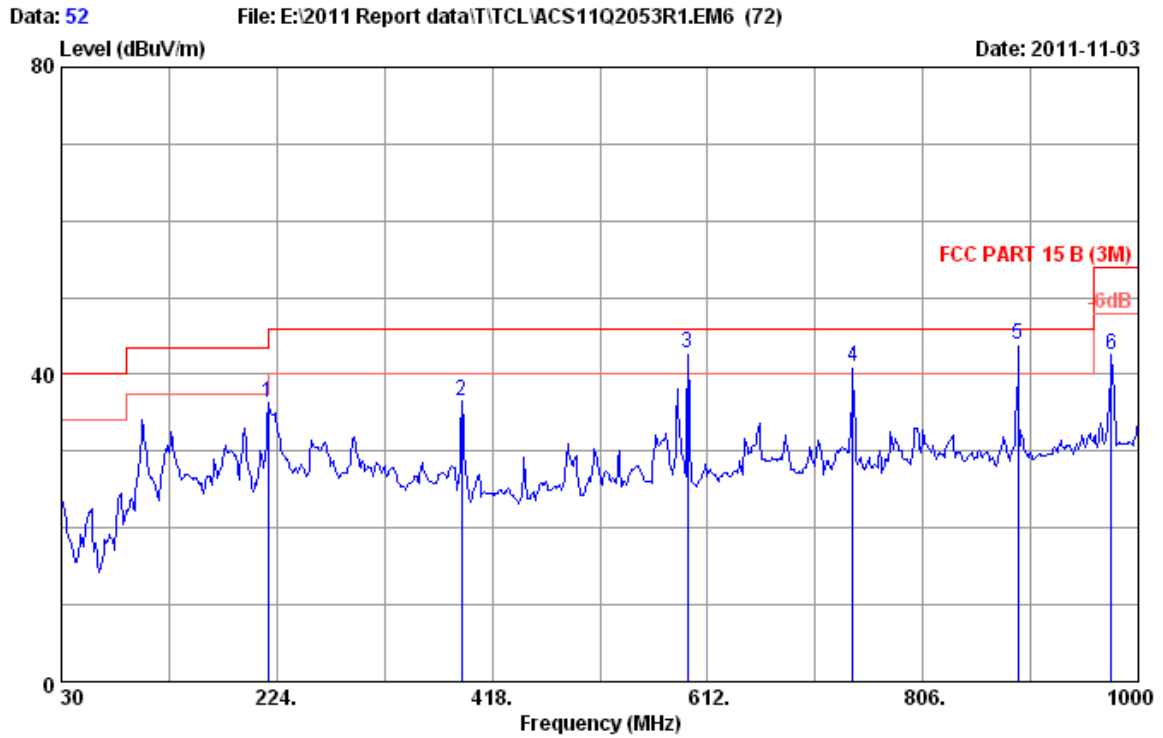
Remarks: 1. Emission Level= Antenna Factor + Cable Loss + Reading.  
 2. The emission levels that are 20dB below the official limit are not reported.



Site no. : 3m Chamber Data no. : 49  
 Dis. / Ant. : 3m 2597 FACTOR 3M Ant. pol. : VERTICAL  
 Limit : FCC PART 15 B (3M)  
 Env. / Ins. : 24°C/56% Engineer : Victory-Cao  
 EUT : LCD TV M/N:LE19HDF3200  
 Power rating : AC 120V/60Hz  
 Test Mode : Running"H"Pattern And 1KHz Playing  
 VGA:1024\*768@60Hz

| No. | Freq. (MHz) | Ant. Factor (dB/m) | Cable Loss (dB) | Reading (dBuV) | Emission Level (dBuV/m) | Limits (dBuV/m) | Margin (dB) | Remark |
|-----|-------------|--------------------|-----------------|----------------|-------------------------|-----------------|-------------|--------|
| 1   | 102.750     | 12.25              | 1.19            | 24.98          | 38.42                   | 43.50           | 5.08        | QP     |
| 2   | 141.550     | 13.30              | 1.45            | 23.31          | 38.06                   | 43.50           | 5.44        | QP     |
| 3   | 175.500     | 10.47              | 1.66            | 25.60          | 37.73                   | 43.50           | 5.77        | QP     |
| 4   | 216.240     | 9.46               | 2.02            | 26.39          | 37.87                   | 46.00           | 8.13        | QP     |
| 5   | 707.060     | 20.42              | 5.03            | 14.09          | 39.54                   | 46.00           | 6.46        | QP     |
| 6   | 975.750     | 23.48              | 6.04            | 12.47          | 41.99                   | 54.00           | 12.01       | QP     |

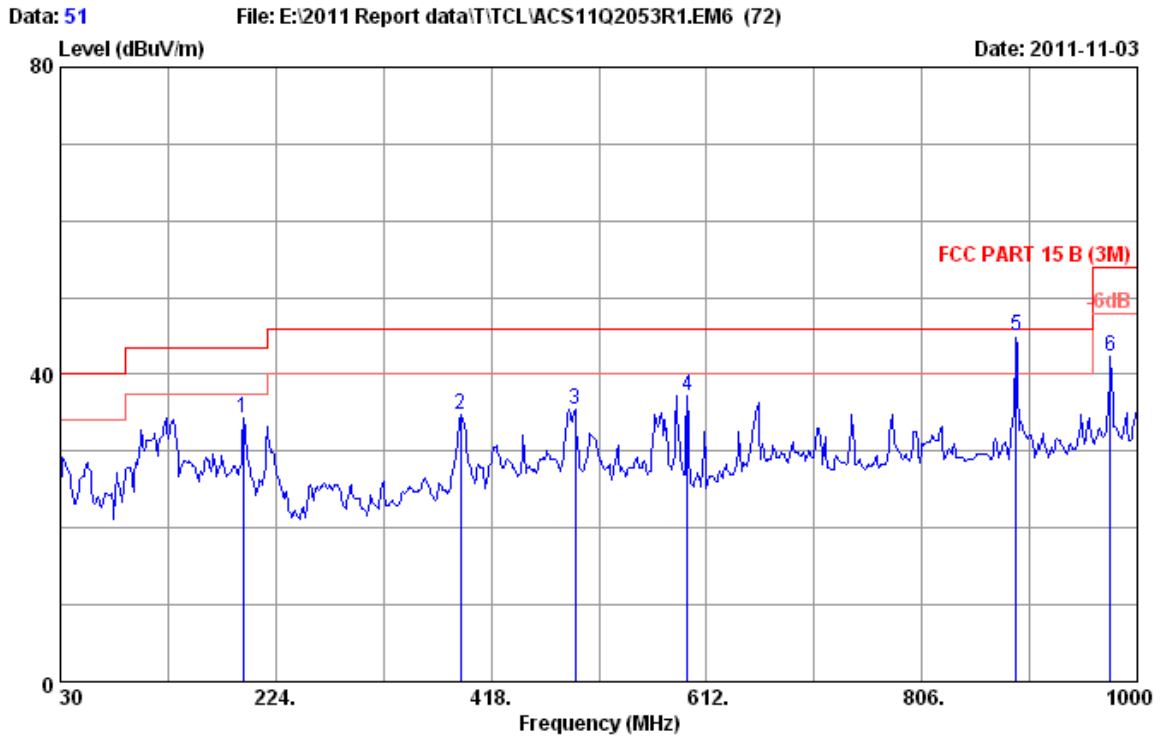
Remarks: 1. Emission Level= Antenna Factor + Cable Loss + Reading.  
 2. The emission levels that are 20dB below the official limit are not reported.



Site no. : 3m Chamber Data no. : 52  
 Dis. / Ant. : 3m 2597 FACTOR 3M Ant. pol. : HORIZONTAL  
 Limit : FCC PART 15 B (3M)  
 Env. / Ins. : 24°C/56% Engineer : Victory-Cao  
 EUT : LCD TV M/N:LE19HDF3200  
 Power rating : AC 120V/60Hz  
 Test Mode : Running "H" Pattern And 1KHz Playing  
 HDMI 1:1920\*1080@60Hz

| No. | Freq. (MHz) | Ant. Factor (dB/m) | Cable Loss (dB) | Reading (dBuV) | Emission Level (dBuV/m) | Limits (dBuV/m) | Margin (dB) | Remark |
|-----|-------------|--------------------|-----------------|----------------|-------------------------|-----------------|-------------|--------|
| 1   | 216.240     | 9.46               | 2.02            | 24.89          | 36.37                   | 46.00           | 9.63        | QP     |
| 2   | 390.840     | 15.64              | 3.30            | 17.53          | 36.47                   | 46.00           | 9.53        | QP     |
| 3   | 594.000     | 18.88              | 4.47            | 19.40          | 42.75                   | 46.00           | 3.25        | QP     |
| 4   | 742.500     | 21.30              | 5.21            | 14.40          | 40.91                   | 46.00           | 5.09        | QP     |
| 5   | 891.360     | 22.32              | 5.65            | 15.85          | 43.82                   | 46.00           | 2.18        | QP     |
| 6   | 975.750     | 23.48              | 6.04            | 13.07          | 42.59                   | 54.00           | 11.41       | QP     |

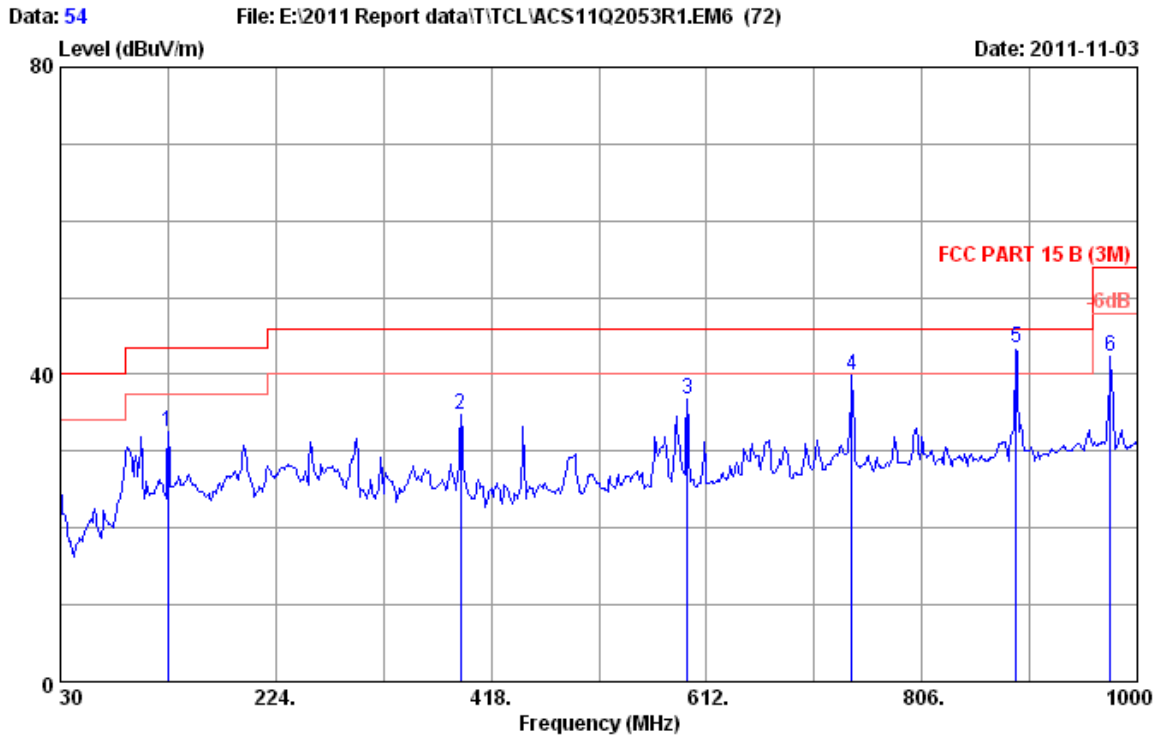
Remarks: 1. Emission Level= Antenna Factor + Cable Loss + Reading.  
 2. The emission levels that are 20dB below the official limit are not reported.



Site no. : 3m Chamber Data no. : 51  
 Dis. / Ant. : 3m 2597 FACTOR 3M Ant. pol. : VERTICAL  
 Limit : FCC PART 15 B (3M)  
 Env. / Ins. : 24°C/56% Engineer : Victory-Cao  
 EUT : LCD TV M/N:LE19HDF3200  
 Power rating : AC 120V/60Hz  
 Test Mode : Running "H" Pattern And 1KHz Playing  
 HDMI 1:1920\*1080@60Hz

| No. | Freq. (MHz) | Ant. Factor (dB/m) | Cable Loss (dB) | Reading (dBUV) | Emission Level (dBUV/m) | Limits (dBUV/m) | Margin (dB) | Remark |
|-----|-------------|--------------------|-----------------|----------------|-------------------------|-----------------|-------------|--------|
| 1   | 194.900     | 9.95               | 1.80            | 22.62          | 34.37                   | 43.50           | 9.13        | QP     |
| 2   | 390.840     | 15.64              | 3.30            | 15.78          | 34.72                   | 46.00           | 11.28       | QP     |
| 3   | 493.660     | 17.70              | 3.96            | 13.83          | 35.49                   | 46.00           | 10.51       | QP     |
| 4   | 594.540     | 18.90              | 4.47            | 13.95          | 37.32                   | 46.00           | 8.68        | QP     |
| 5   | 891.000     | 22.32              | 5.65            | 17.00          | 44.97                   | 46.00           | 1.03        | QP     |
| 6   | 975.750     | 23.48              | 6.04            | 12.90          | 42.42                   | 54.00           | 11.58       | QP     |

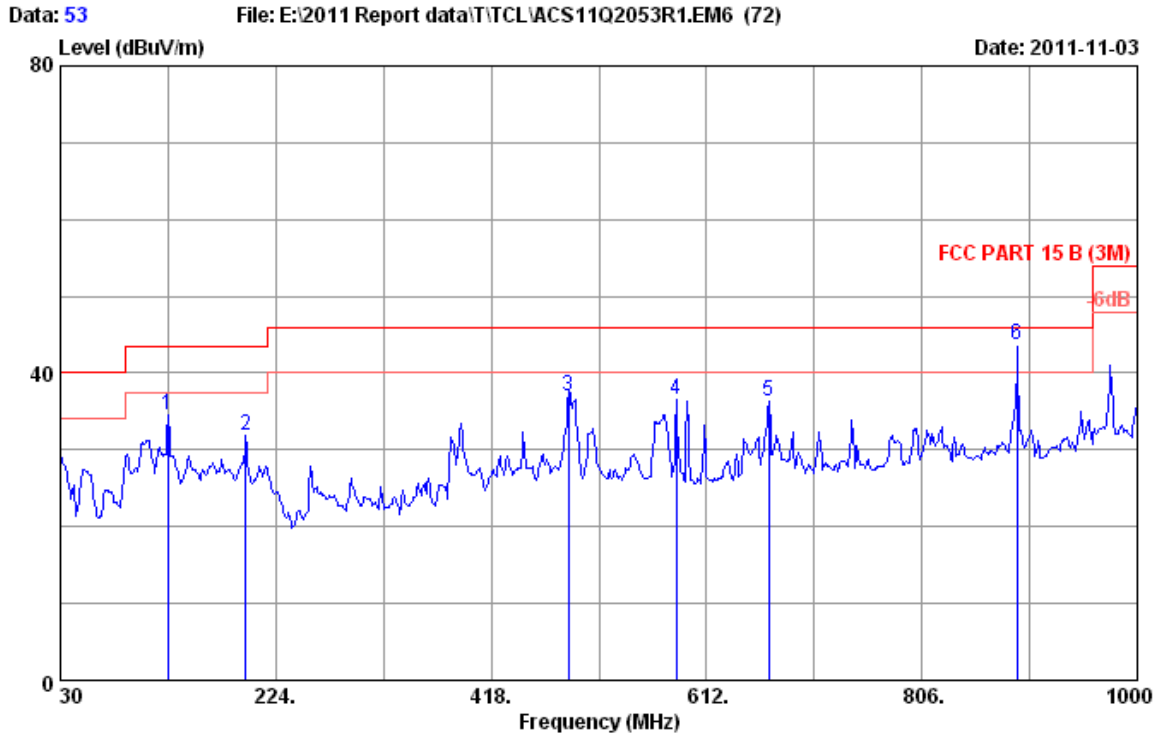
Remarks: 1. Emission Level= Antenna Factor + Cable Loss + Reading.  
 2. The emission levels that are 20dB below the official limit are not reported.



Site no. : 3m Chamber Data no. : 54  
 Dis. / Ant. : 3m 2597 FACTOR 3M Ant. pol. : HORIZONTAL  
 Limit : FCC PART 15 B (3M)  
 Env. / Ins. : 24°C/56% Engineer : Victory-Cao  
 EUT : LCD TV M/N:LE19HDF3200  
 Power rating : AC 120V/60Hz  
 Test Mode : Running"H"Pattern And 1KHz Playing  
 HDMI 2:1920\*1080@60Hz

| No. | Freq.<br>(MHz) | Ant.<br>Factor<br>(dB/m) | Cable<br>Loss<br>(dB) | Reading<br>(dBuV) | Emission<br>Level<br>(dBuV/m) | Limits<br>(dBuV/m) | Margin<br>(dB) | Remark |
|-----|----------------|--------------------------|-----------------------|-------------------|-------------------------------|--------------------|----------------|--------|
| 1   | 127.000        | 13.40                    | 1.35                  | 17.89             | 32.64                         | 43.50              | 10.86          | QP     |
| 2   | 390.840        | 15.64                    | 3.30                  | 15.74             | 34.68                         | 46.00              | 11.32          | QP     |
| 3   | 594.540        | 18.90                    | 4.47                  | 13.50             | 36.87                         | 46.00              | 9.13           | QP     |
| 4   | 742.950        | 21.30                    | 5.22                  | 13.47             | 39.99                         | 46.00              | 6.01           | QP     |
| 5   | 891.000        | 22.32                    | 5.65                  | 15.50             | 43.47                         | 46.00              | 2.53           | QP     |
| 6   | 975.750        | 23.48                    | 6.04                  | 12.72             | 42.24                         | 54.00              | 11.76          | QP     |

Remarks: 1. Emission Level= Antenna Factor + Cable Loss + Reading.  
 2. The emission levels that are 20dB below the official limit are not reported.

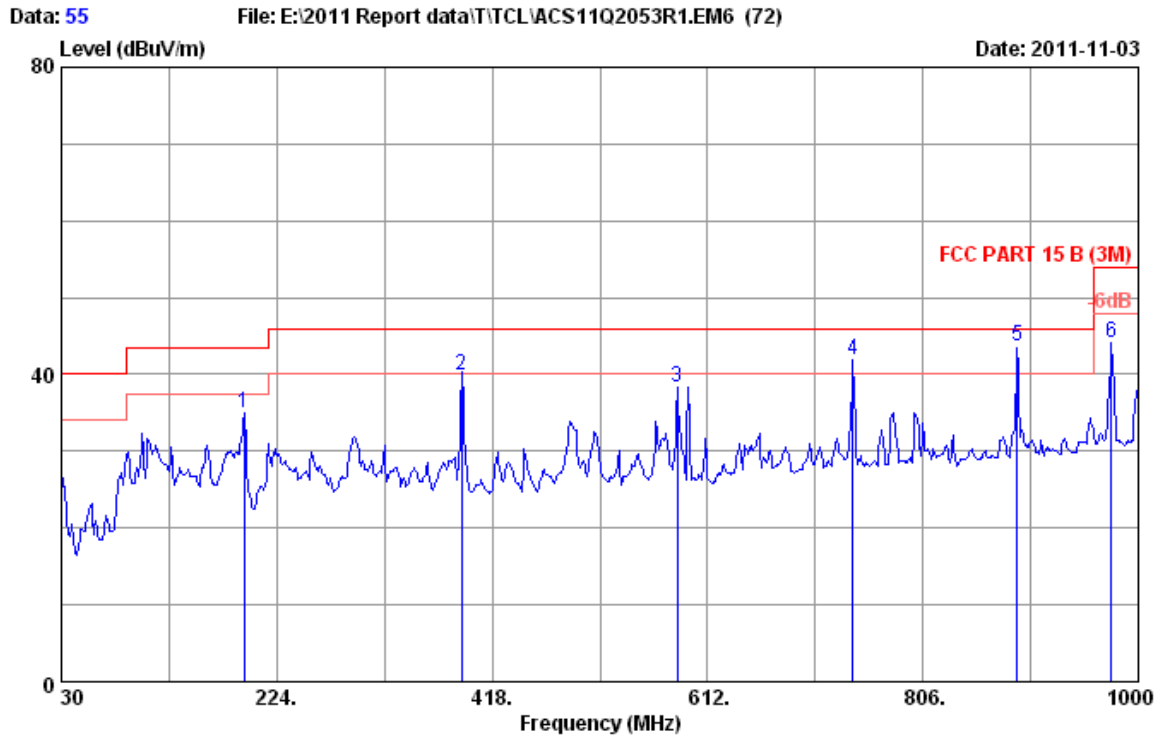


Site no. : 3m Chamber Data no. : 53  
 Dis. / Ant. : 3m 2597 FACTOR 3M Ant. pol. : VERTICAL  
 Limit : FCC PART 15 B (3M)  
 Env. / Ins. : 24°C/56% Engineer : Victory-Cao  
 EUT : LCD TV M/N:LE19HDF3200  
 Power rating : AC 120V/60Hz  
 Test Mode : Running"H"Pattern And 1KHz Playing  
 HDMI 2:1920\*1080@60Hz

| No. | Freq. (MHz) | Ant. Factor (dB/m) | Cable Loss (dB) | Reading (dBuV) | Emission Level (dBuV/m) | Limits (dBuV/m) | Margin (dB) | Remark |
|-----|-------------|--------------------|-----------------|----------------|-------------------------|-----------------|-------------|--------|
| 1   | 127.000     | 13.40              | 1.35            | 19.69          | 34.44                   | 43.50           | 9.06        | QP     |
| 2   | 196.840     | 10.10              | 1.81            | 19.94          | 31.85                   | 43.50           | 11.65       | QP     |
| 3   | 487.840     | 17.70              | 3.92            | 15.36          | 36.98                   | 46.00           | 9.02        | QP     |
| 4   | 584.840     | 18.90              | 4.43            | 13.14          | 36.47                   | 46.00           | 9.53        | QP     |
| 5   | 668.260     | 19.66              | 4.84            | 11.93          | 36.43                   | 46.00           | 9.57        | QP     |
| 6   | 891.400     | 22.32              | 5.65            | 15.74          | 43.71                   | 46.00           | 2.29        | QP     |

Remarks: 1. Emission Level= Antenna Factor + Cable Loss + Reading.  
 2. The emission levels that are 20dB below the official limit are not reported.

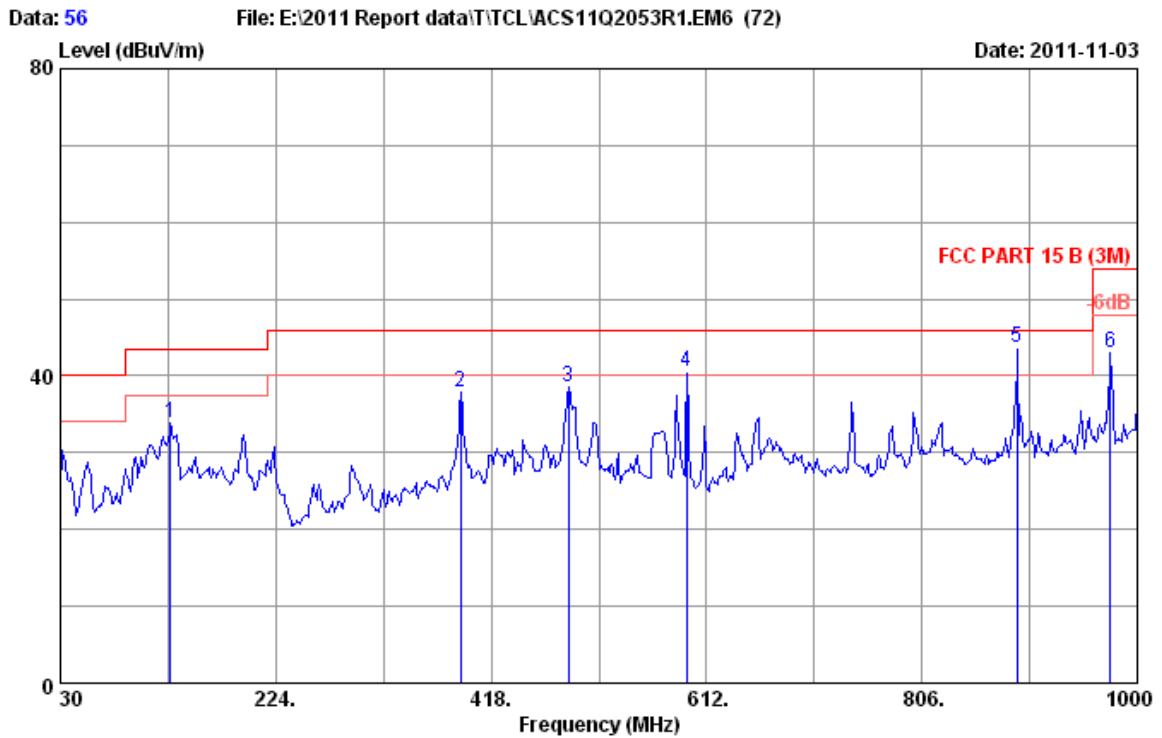




Site no. : 3m Chamber Data no. : 55  
 Dis. / Ant. : 3m 2597 FACTOR 3M Ant. pol. : HORIZONTAL  
 Limit : FCC PART 15 B (3M)  
 Env. / Ins. : 24°C/56% Engineer : Victory-Cao  
 EUT : LCD TV M/N:LE19HDF3200  
 Power rating : AC 120V/60Hz  
 Test Mode : Running"H"Pattern And 1KHz Playing  
 HDMI 3:1920\*1080@60Hz

| No. | Freq. (MHz) | Ant. Factor (dB/m) | Cable Loss (dB) | Reading (dBuV) | Emission Level (dBuV/m) | Limits (dBuV/m) | Margin (dB) | Remark |
|-----|-------------|--------------------|-----------------|----------------|-------------------------|-----------------|-------------|--------|
| 1   | 194.900     | 9.95               | 1.80            | 23.30          | 35.05                   | 43.50           | 8.45        | QP     |
| 2   | 390.200     | 15.60              | 3.30            | 21.10          | 40.00                   | 46.00           | 6.00        | QP     |
| 3   | 584.840     | 18.90              | 4.43            | 14.94          | 38.27                   | 46.00           | 7.73        | QP     |
| 4   | 742.500     | 21.30              | 5.21            | 15.40          | 41.91                   | 46.00           | 4.09        | QP     |
| 5   | 891.000     | 22.32              | 5.65            | 15.60          | 43.57                   | 46.00           | 2.43        | QP     |
| 6   | 975.750     | 23.48              | 6.04            | 14.54          | 44.06                   | 54.00           | 9.94        | QP     |

Remarks: 1. Emission Level= Antenna Factor + Cable Loss + Reading.  
 2. The emission levels that are 20dB below the official limit are not reported.

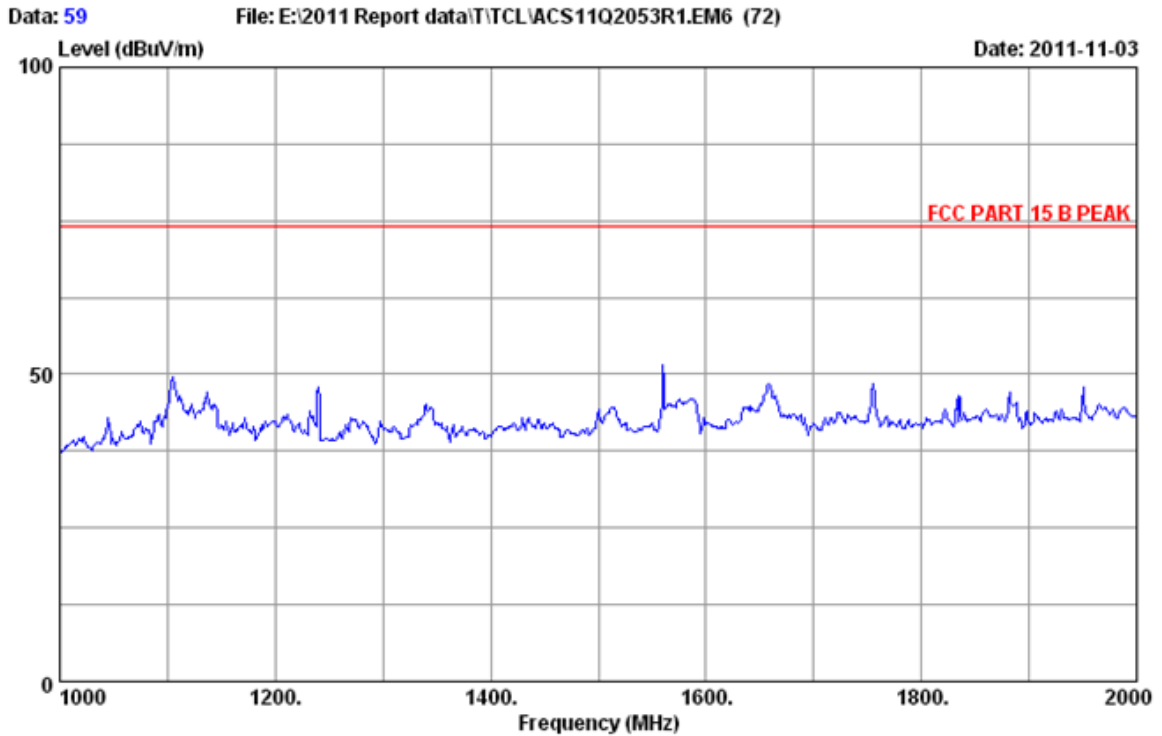


Site no. : 3m Chamber Data no. : 56  
 Dis. / Ant. : 3m 2597 FACTOR 3M Ant. pol. : VERTICAL  
 Limit : FCC PART 15 B (3M)  
 Env. / Ins. : 24°C/56% Engineer : Victory-Cao  
 EUT : LCD TV M/N:LE19HDF3200  
 Power rating : AC 120V/60Hz  
 Test Mode : Running "H" Pattern And 1KHz Playing  
 HDMI 3:1920\*1080@60Hz

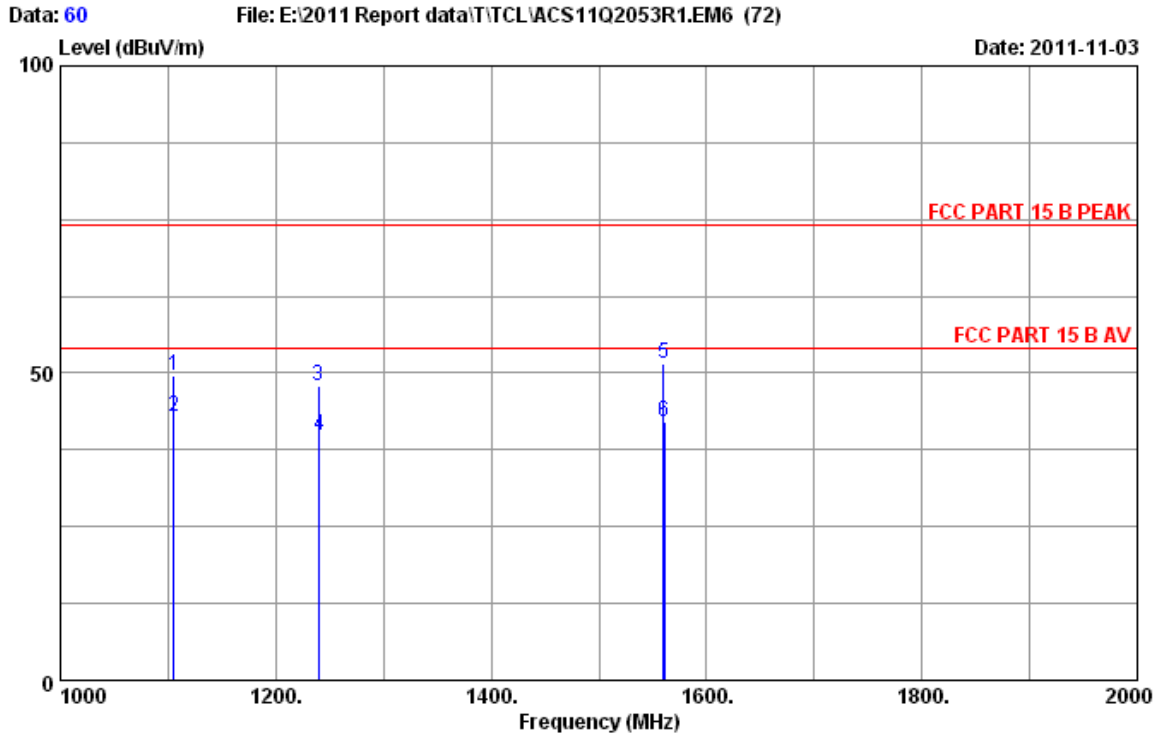
| No. | Freq. (MHz) | Ant. Factor (dB/m) | Cable Loss (dB) | Reading (dBUV) | Emission Level (dBUV/m) | Limits (dBUV/m) | Margin (dB) | Remark |
|-----|-------------|--------------------|-----------------|----------------|-------------------------|-----------------|-------------|--------|
| 1   | 128.940     | 13.40              | 1.36            | 19.22          | 33.98                   | 43.50           | 9.52        | QP     |
| 2   | 390.840     | 15.64              | 3.30            | 18.91          | 37.85                   | 46.00           | 8.15        | QP     |
| 3   | 487.840     | 17.70              | 3.92            | 16.96          | 38.58                   | 46.00           | 7.42        | QP     |
| 4   | 594.000     | 18.88              | 4.47            | 17.10          | 40.45                   | 46.00           | 5.55        | QP     |
| 5   | 891.360     | 22.32              | 5.65            | 15.78          | 43.75                   | 46.00           | 2.25        | QP     |
| 6   | 975.750     | 23.48              | 6.04            | 13.54          | 43.06                   | 54.00           | 10.94       | QP     |

Remarks: 1. Emission Level= Antenna Factor + Cable Loss + Reading.  
 2. The emission levels that are 20dB below the official limit are not reported.

## 1GHz~2GHz



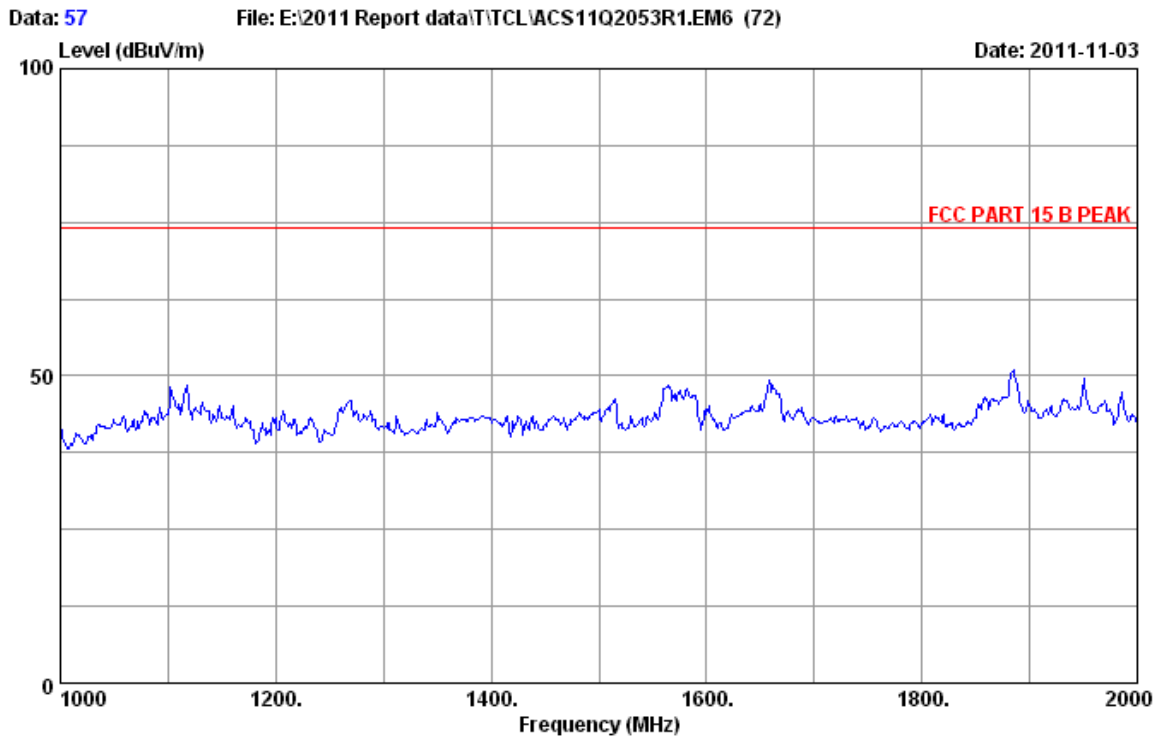
Site no. : 3m Chamber Data no. : 59  
Dis. / Ant. : 3m 2011 3115 9607-4877 Ant. pol. : HORIZONTAL  
Limit : FCC PART 15 B PEAK  
Env. / Ins. : 24°C/56% Engineer : Victory-Cao  
EUT : LCD TV M/N:LE19HDF3200  
Power Rating : AC 120V/60Hz  
Test Mode : Running "H" Pattern And 1KHz Playing  
VGA:1024\*768@60Hz



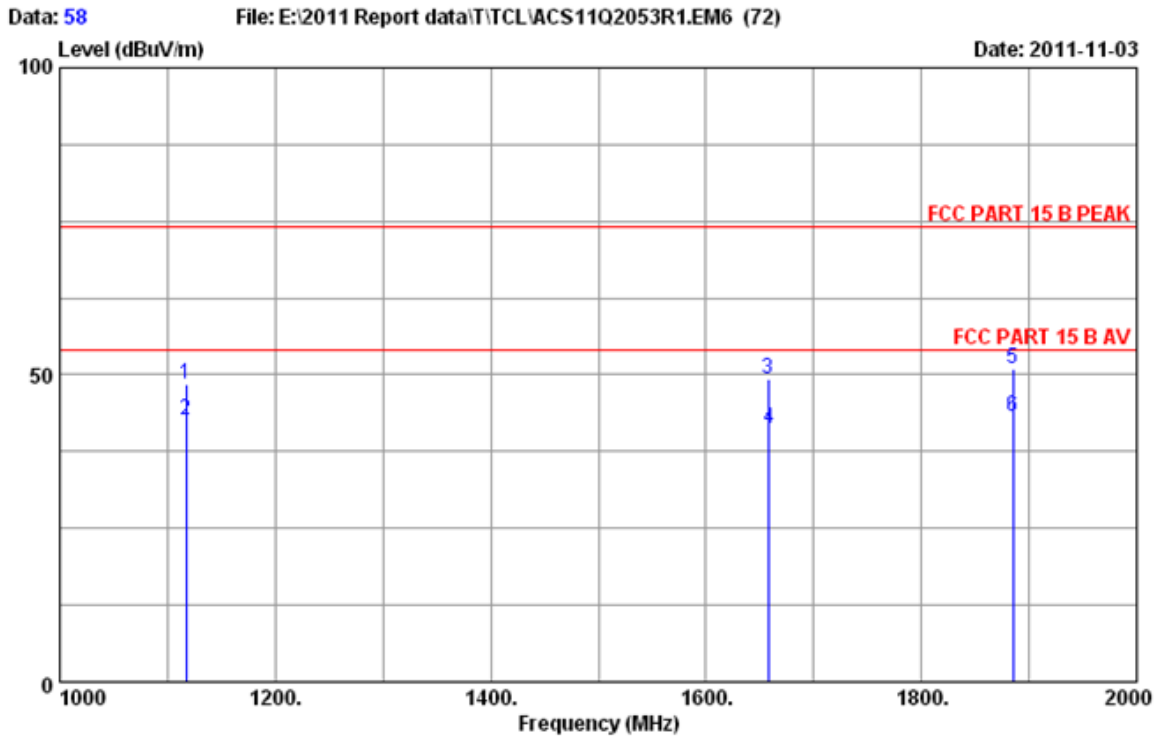
Site no. : 3m Chamber Data no. : 60  
 Dis. / Ant. : 3m 2011 3115 9607-4877 Ant. pol. : HORIZONTAL  
 Limit : FCC PART 15 B PEAK  
 Env. / Ins. : 24°C/56% Engineer : Victory-Cao  
 EUT : LCD TV M/N:LE19HDF3200  
 Power Rating : AC 120V/60Hz  
 Test Mode : Running "H" Pattern And 1KHz Playing  
 VGA:1024\*768@60Hz

| No. | Freq. (MHz) | Ant. Factor (dB/m) | Cable Loss (dB) | AMP factor (dBuV) | Reading (dBuV/m) | Emission Level (dBuV/m) | Limits (dB) | Margin (dB) | Remark  |
|-----|-------------|--------------------|-----------------|-------------------|------------------|-------------------------|-------------|-------------|---------|
| 1   | 1105.000    | 23.70              | 3.17            | 35.32             | 58.07            | 49.62                   | 74.00       | 24.38       | Peak    |
| 2   | 1105.270    | 23.70              | 3.17            | 35.32             | 51.26            | 42.81                   | 54.00       | 11.19       | Average |
| 3   | 1240.000    | 24.36              | 3.38            | 35.20             | 55.26            | 47.80                   | 74.00       | 26.20       | Peak    |
| 4   | 1240.180    | 24.36              | 3.38            | 35.20             | 47.28            | 39.82                   | 54.00       | 14.18       | Average |
| 5   | 1560.000    | 25.85              | 3.91            | 34.96             | 56.85            | 51.65                   | 74.00       | 22.35       | Peak    |
| 6   | 1560.450    | 25.85              | 3.91            | 34.96             | 47.28            | 42.08                   | 54.00       | 11.92       | Average |

Remarks: 1. Emission Level= Antenna Factor + Cable Loss + Reading - Amp Factor  
 2. The emission levels that are 20dB below the official limit are not reported.



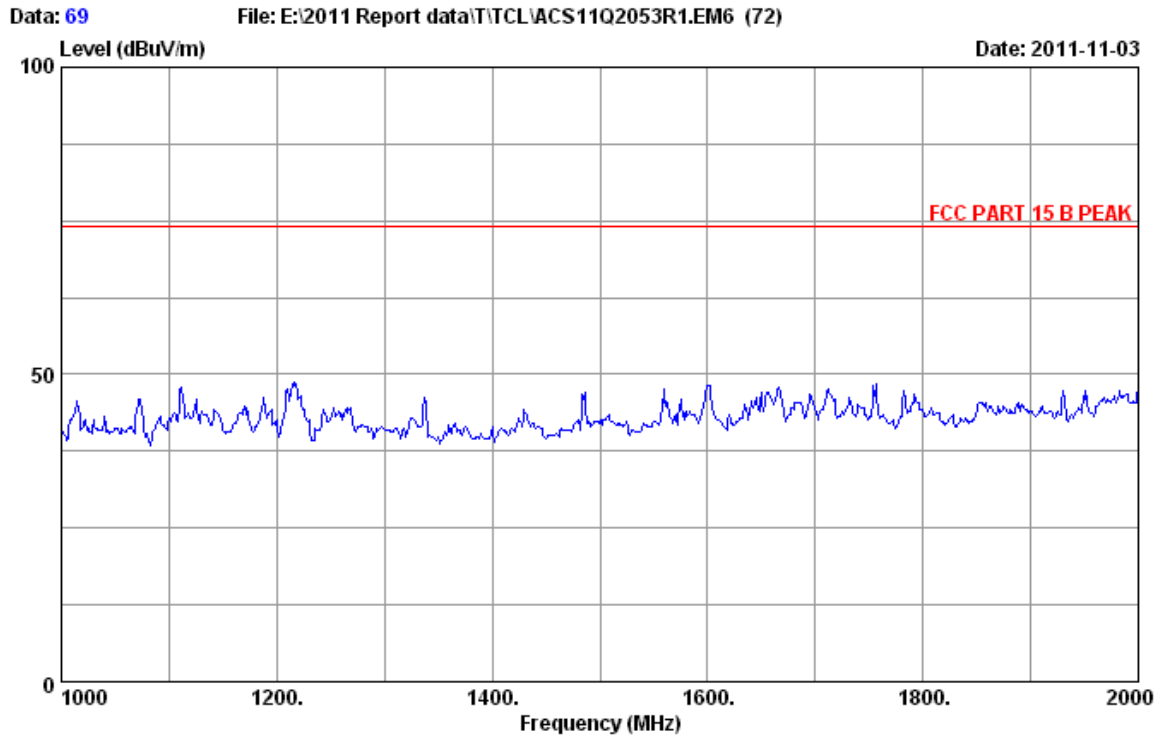
Site no. : 3m Chamber Data no. : 57  
Dis. / Ant. : 3m 2011 3115 9607-4877 Ant. pol. : VERTICAL  
Limit : FCC PART 15 B PEAK  
Env. / Ins. : 24°C/56% Engineer : Victory-Cao  
EUT : LCD TV M/N:LE19HDF3200  
Power Rating : AC 120V/60Hz  
Test Mode : Running "H" Pattern And 1KHz Playing  
VGA:1024\*768@60Hz



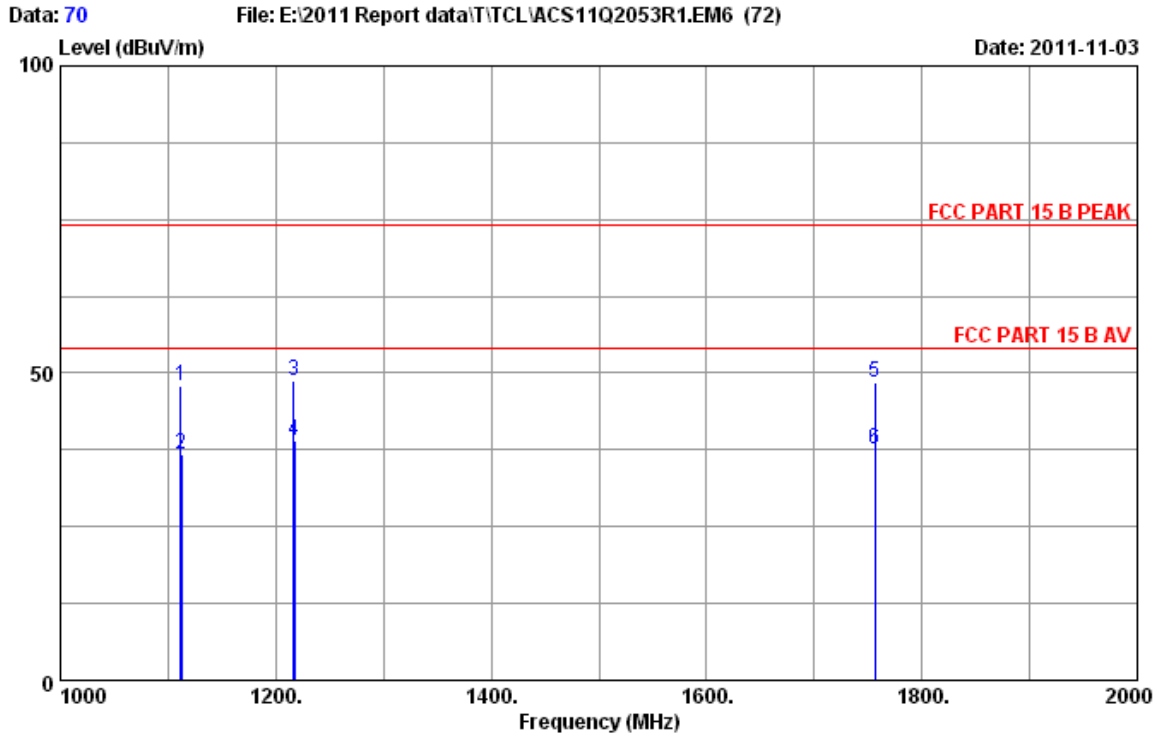
Site no. : 3m Chamber Data no. : 58  
 Dis. / Ant. : 3m 2011 3115 9607-4877 Ant. pol. : VERTICAL  
 Limit : FCC PART 15 B PEAK  
 Env. / Ins. : 24°C/56% Engineer : Victory-Cao  
 EUT : LCD TV M/N:LE19HDF3200  
 Power Rating : AC 120V/60Hz  
 Test Mode : Running "H" Pattern And 1KHz Playing  
 VG#:1024\*768@60Hz

| No. | Freq. (MHz) | Ant. Factor (dB/m) | Cable Loss (dB) | AMP factor (dBUV) | Reading (dBUV/m) | Emission Level (dBUV/m) | Limits (dB) | Margin (dB) | Remark  |
|-----|-------------|--------------------|-----------------|-------------------|------------------|-------------------------|-------------|-------------|---------|
| 1   | 1117.000    | 23.78              | 3.17            | 35.30             | 56.95            | 48.60                   | 74.00       | 25.40       | Peak    |
| 2   | 1117.230    | 23.78              | 3.20            | 35.30             | 50.86            | 42.54                   | 54.00       | 11.46       | Average |
| 3   | 1658.000    | 26.23              | 4.09            | 34.88             | 53.96            | 49.40                   | 74.00       | 24.60       | Peak    |
| 4   | 1658.360    | 26.23              | 4.09            | 34.88             | 45.92            | 41.36                   | 54.00       | 12.64       | Average |
| 5   | 1885.000    | 27.06              | 4.44            | 34.70             | 54.25            | 51.05                   | 74.00       | 22.95       | Peak    |
| 6   | 1885.250    | 27.06              | 4.44            | 34.70             | 46.29            | 43.09                   | 54.00       | 10.91       | Average |

Remarks: 1. Emission Level= Antenna Factor + Cable Loss + Reading - Amp Factor  
 2. The emission levels that are 20dB below the official limit are not reported.



Site no. : 3m Chamber Data no. : 69  
Dis. / Ant. : 3m 2011 3115 9607-4877 Ant. pol. : HORIZONTAL  
Limit : FCC PART 15 B PEAK  
Env. / Ins. : 24°C/56% Engineer : Victory-Cao  
EUT : LCD TV M/N:LE19HDF3200  
Power Rating : AC 120V/60Hz  
Test Mode : Running "H" Pattern And 1KHz Playing  
HDMI 1:1920\*1080@60Hz

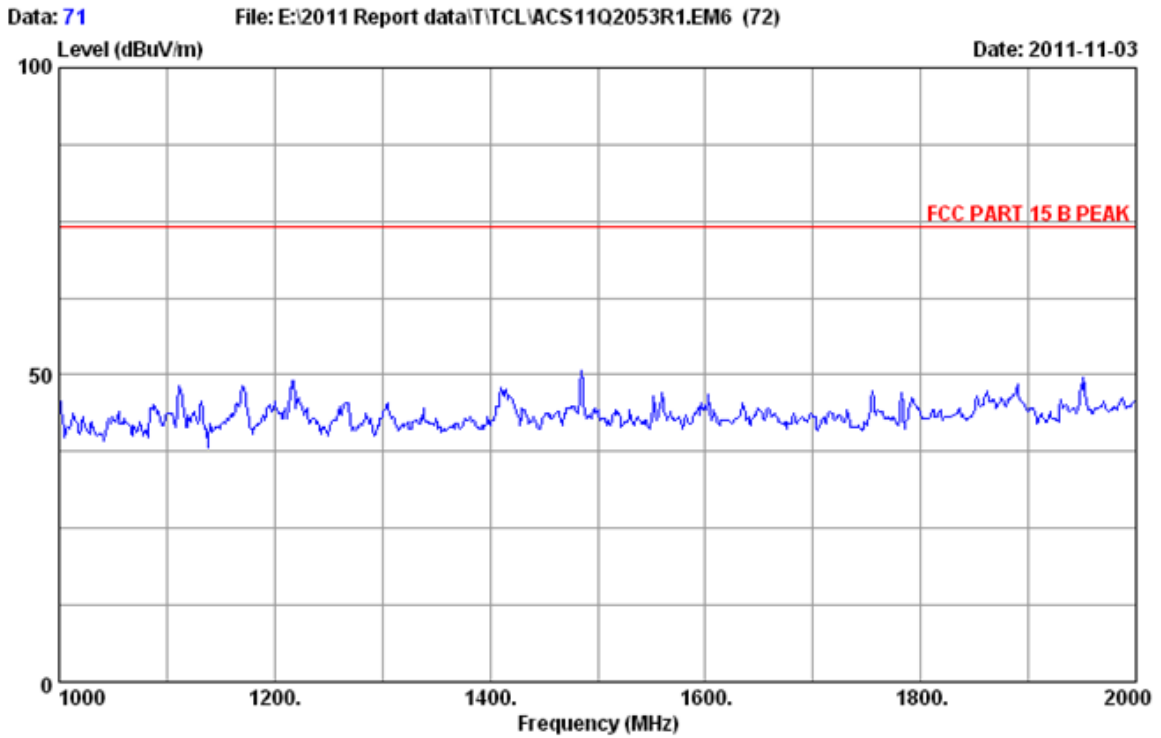


Site no. : 3m Chamber Data no. : 70  
 Dis. / Ant. : 3m 2011 3115 9607-4877 Ant. pol. : HORIZONTAL  
 Limit : FCC PART 15 B PEAK  
 Env. / Ins. : 24°C/56% Engineer : Victory-Cao  
 EUT : LCD TV M/N:LE19HDF3200  
 Power Rating : AC 120V/60Hz  
 Test Mode : Running "H" Pattern And 1KHz Playing  
 HDMI 1:1920\*1080@60Hz

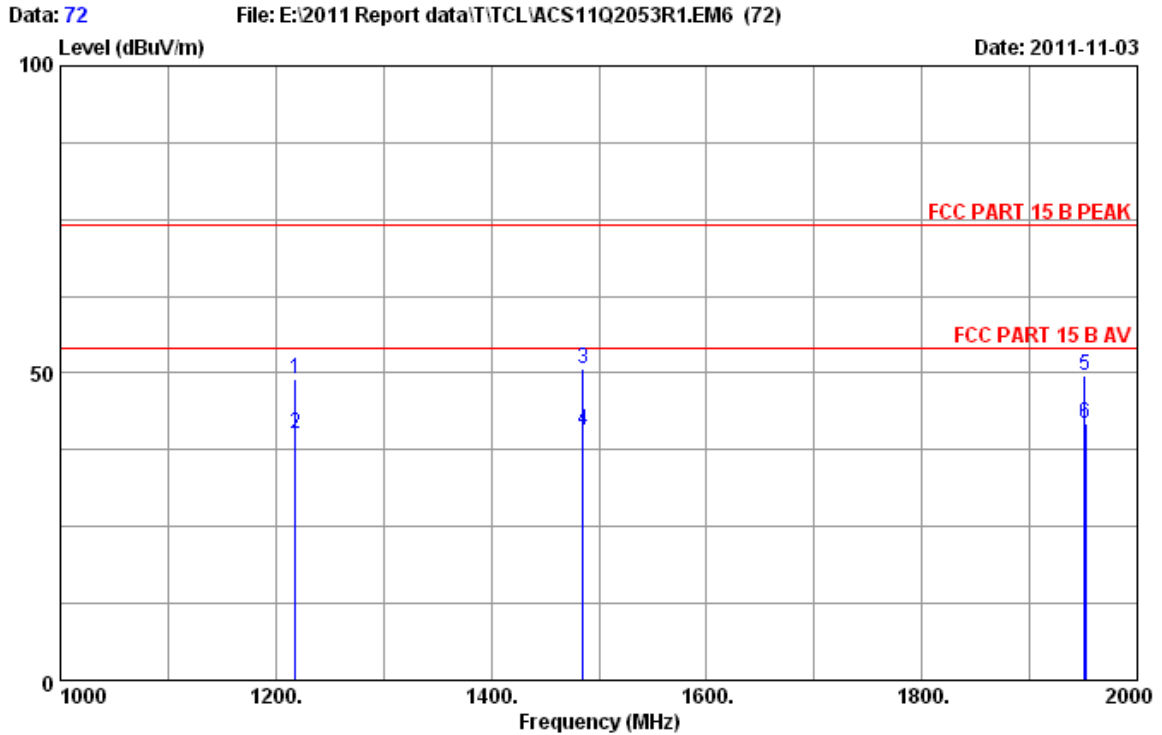
| No. | Freq. (MHz) | Ant. Factor (dB/m) | Cable Loss (dB) | AMP factor (dBuV) | Reading (dBuV/m) | Emission Level (dBuV/m) | Limits (dB) | Margin (dB) | Remark  |
|-----|-------------|--------------------|-----------------|-------------------|------------------|-------------------------|-------------|-------------|---------|
| 1   | 1112.000    | 23.78              | 3.17            | 35.32             | 56.28            | 47.91                   | 74.00       | 26.09       | Peak    |
| 2   | 1112.380    | 23.78              | 3.17            | 35.32             | 45.22            | 36.85                   | 54.00       | 17.15       | Average |
| 3   | 1217.000    | 24.28              | 3.35            | 35.22             | 56.44            | 48.85                   | 74.00       | 25.15       | Peak    |
| 4   | 1217.240    | 24.28              | 3.35            | 35.22             | 46.48            | 38.89                   | 54.00       | 15.11       | Average |
| 5   | 1756.000    | 26.55              | 4.23            | 34.80             | 52.59            | 48.57                   | 74.00       | 25.43       | Peak    |
| 6   | 1756.360    | 26.55              | 4.23            | 34.80             | 41.50            | 37.48                   | 54.00       | 16.52       | Average |

Remarks: 1. Emission Level= Antenna Factor + Cable Loss + Reading - Amp Factor  
 2. The emission levels that are 20dB below the official limit are not reported.





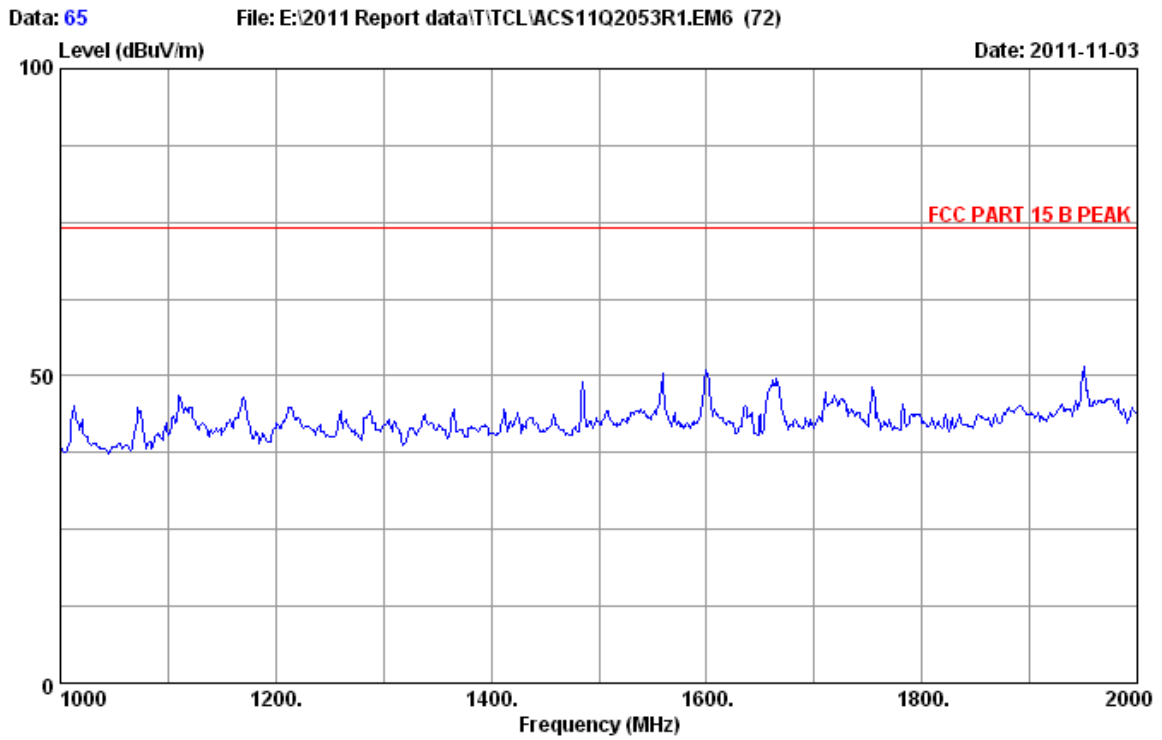
Site no. : 3m Chamber Data no. : 71  
Dis. / Ant. : 3m 2011 3115 9607-4877 Ant. pol. : VERTICAL  
Limit : FCC PART 15 B PEAK  
Env. / Ins. : 24°C/56% Engineer : Victory-Cao  
EUT : LCD TV M/N:LE19HDF3200  
Power Rating : AC 120V/60Hz  
Test Mode : Running "H" Pattern And 1KHz Playing  
HDMI 1:1920\*1080@60Hz



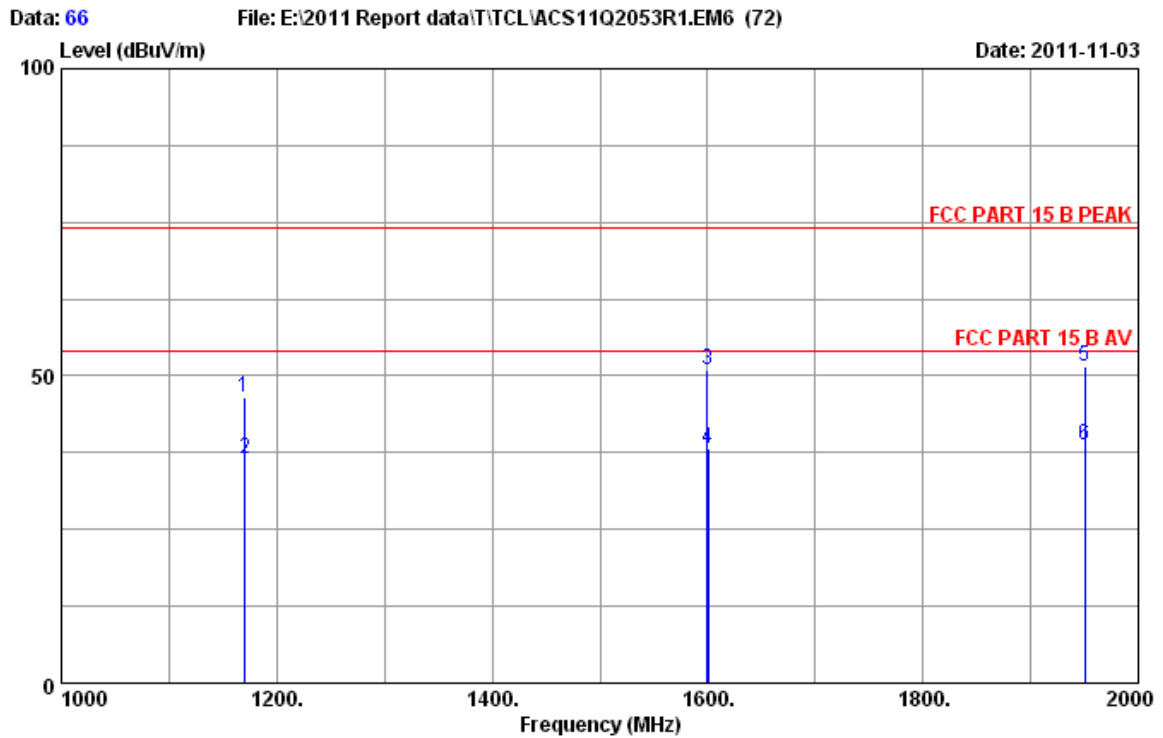
Site no. : 3m Chamber Data no. : 72  
 Dis. / Ant. : 3m 2011 3115 9607-4877 Ant. pol. : VERTICAL  
 Limit : FCC PART 15 B PEAK  
 Env. / Ins. : 24°C/56% Engineer : Victory-Cao  
 EUT : LCD TV M/N:LE19HDF3200  
 Power Rating : AC 120V/60Hz  
 Test Mode : Running "H" Pattern And 1KHz Playing  
 HDMI 1:1920\*1080@60Hz

| No. | Freq. (MHz) | Ant. Factor (dB/m) | Cable Loss (dB) | AMP factor (dBuV) | Reading (dBuV/m) | Emission Level (dBuV/m) | Limits (dB) | Margin (dB) | Remark  |
|-----|-------------|--------------------|-----------------|-------------------|------------------|-------------------------|-------------|-------------|---------|
| 1   | 1218.000    | 24.28              | 3.35            | 35.22             | 56.73            | 49.14                   | 74.00       | 24.86       | Peak    |
| 2   | 1218.360    | 24.28              | 3.35            | 35.22             | 47.74            | 40.15                   | 54.00       | 13.85       | Average |
| 3   | 1485.000    | 25.60              | 3.79            | 35.02             | 56.22            | 50.59                   | 74.00       | 23.41       | Peak    |
| 4   | 1485.240    | 25.60              | 3.79            | 35.02             | 46.29            | 40.66                   | 54.00       | 13.34       | Average |
| 5   | 1951.000    | 27.31              | 4.56            | 34.64             | 52.34            | 49.57                   | 74.00       | 24.43       | Peak    |
| 6   | 1951.540    | 27.31              | 4.56            | 34.64             | 44.63            | 41.86                   | 54.00       | 12.14       | Average |

Remarks: 1. Emission Level= Antenna Factor + Cable Loss + Reading - Amp Factor  
 2. The emission levels that are 20dB below the official limit are not reported.



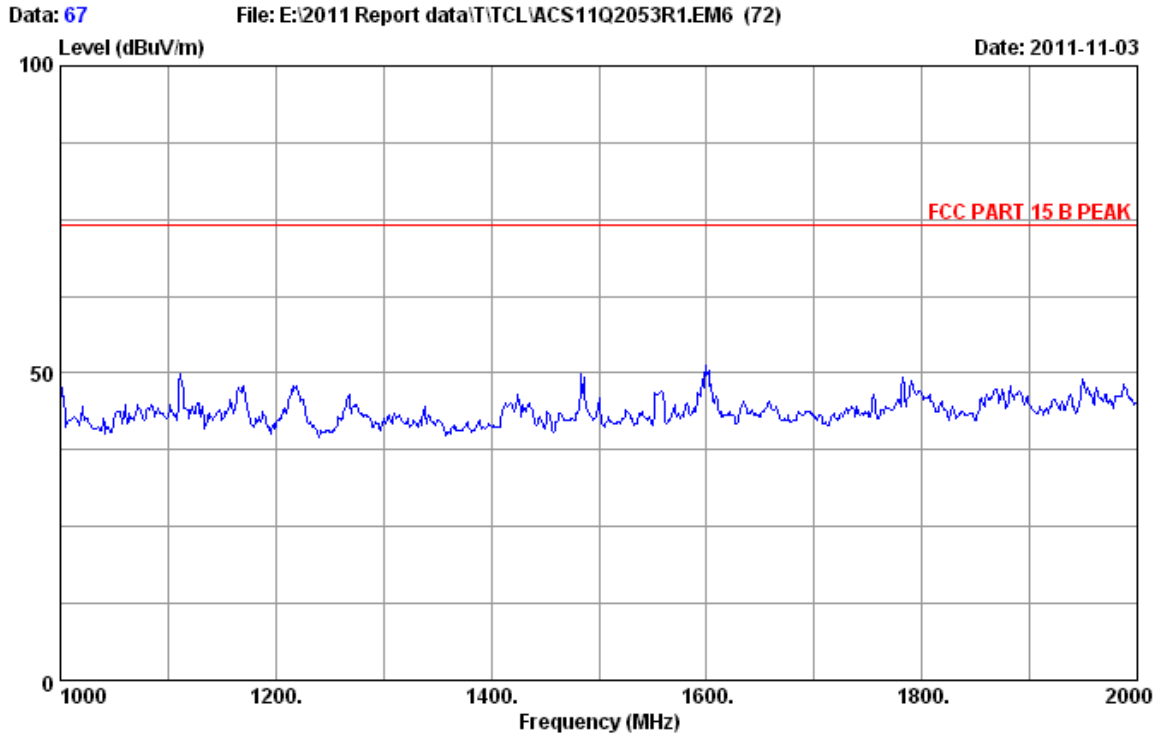
Site no. : 3m Chamber Data no. : 65  
Dis. / Ant. : 3m 2011 3115 9607-4877 Ant. pol. : HORIZONTAL  
Limit : FCC PART 15 B PEAK  
Env. / Ins. : 24°C/56% Engineer : Victory-Cao  
EUT : LCD TV M/N:LE19HDF3200  
Power Rating : AC 120V/60Hz  
Test Mode : Running "H" Pattern And 1KHz Playing  
HDMI 2:1920\*1080@60Hz



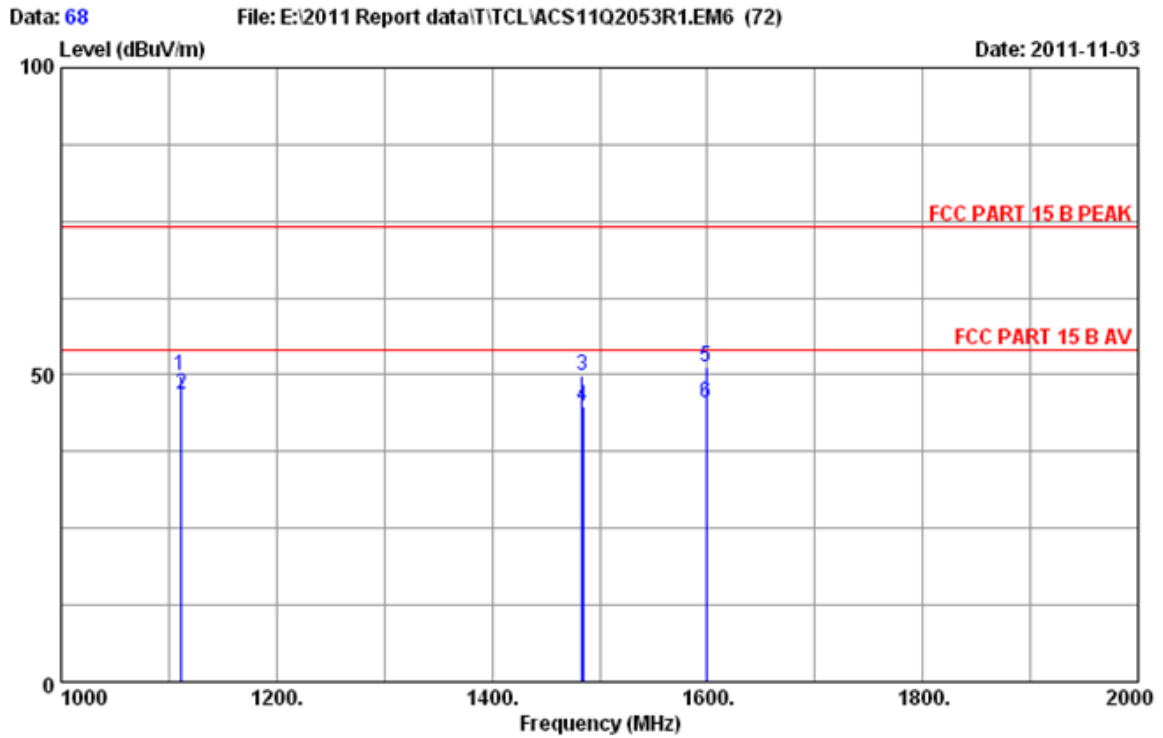
Site no. : 3m Chamber Data no. : 66  
 Dis. / Ant. : 3m 2011 3115 9607-4877 Ant. pol. : HORIZONTAL  
 Limit : FCC PART 15 B PEAK  
 Env. / Ins. : 24°C/56% Engineer : Victory-Cao  
 EUT : LCD TV M/N:LE19HDF3200  
 Power Rating : AC 120V/60Hz  
 Test Mode : Running "H" Pattern And 1KHz Playing  
 HDMI 2:1920\*1080@60Hz

| No. | Freq. (MHz) | Ant. Factor (dB/m) | Cable Loss (dB) | AMP factor (dBUV) | Reading (dBUV/m) | Emission Level (dBUV/m) | Limits (dB) | Margin (dB) | Remark  |
|-----|-------------|--------------------|-----------------|-------------------|------------------|-------------------------|-------------|-------------|---------|
| 1   | 1170.000    | 24.03              | 3.26            | 35.26             | 54.57            | 46.60                   | 74.00       | 27.40       | Peak    |
| 2   | 1170.120    | 24.03              | 3.26            | 35.26             | 44.51            | 36.54                   | 54.00       | 17.46       | Average |
| 3   | 1600.000    | 25.98              | 3.97            | 34.92             | 55.84            | 50.87                   | 74.00       | 23.13       | Peak    |
| 4   | 1600.390    | 25.98              | 3.97            | 34.92             | 43.25            | 38.28                   | 54.00       | 15.72       | Average |
| 5   | 1950.000    | 27.31              | 4.56            | 34.64             | 54.41            | 51.64                   | 74.00       | 22.36       | Peak    |
| 6   | 1950.150    | 27.31              | 4.56            | 34.64             | 41.47            | 38.70                   | 54.00       | 15.30       | Average |

Remarks: 1. Emission Level= Antenna Factor + Cable Loss + Reading -Amp Factor  
 2. The emission levels that are 20dB below the official limit are not reported.



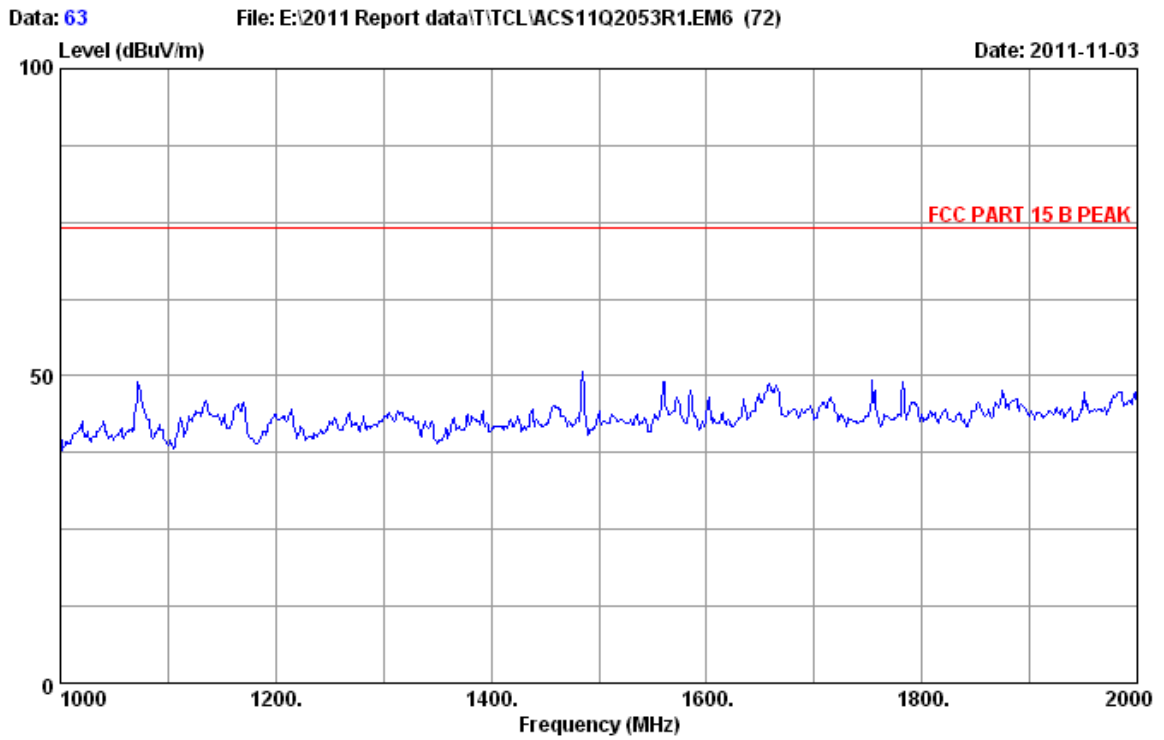
Site no. : 3m Chamber Data no. : 67  
Dis. / Ant. : 3m 2011 3115 9607-4877 Ant. pol. : VERTICAL  
Limit : FCC PART 15 B PEAK  
Env. / Ins. : 24°C/56% Engineer : Victory-Cao  
EUT : LCD TV M/N:LE19HDF3200  
Power Rating : AC 120V/60Hz  
Test Mode : Running "H" Pattern And 1KHz Playing  
HDMI 2:1920\*1080@60Hz



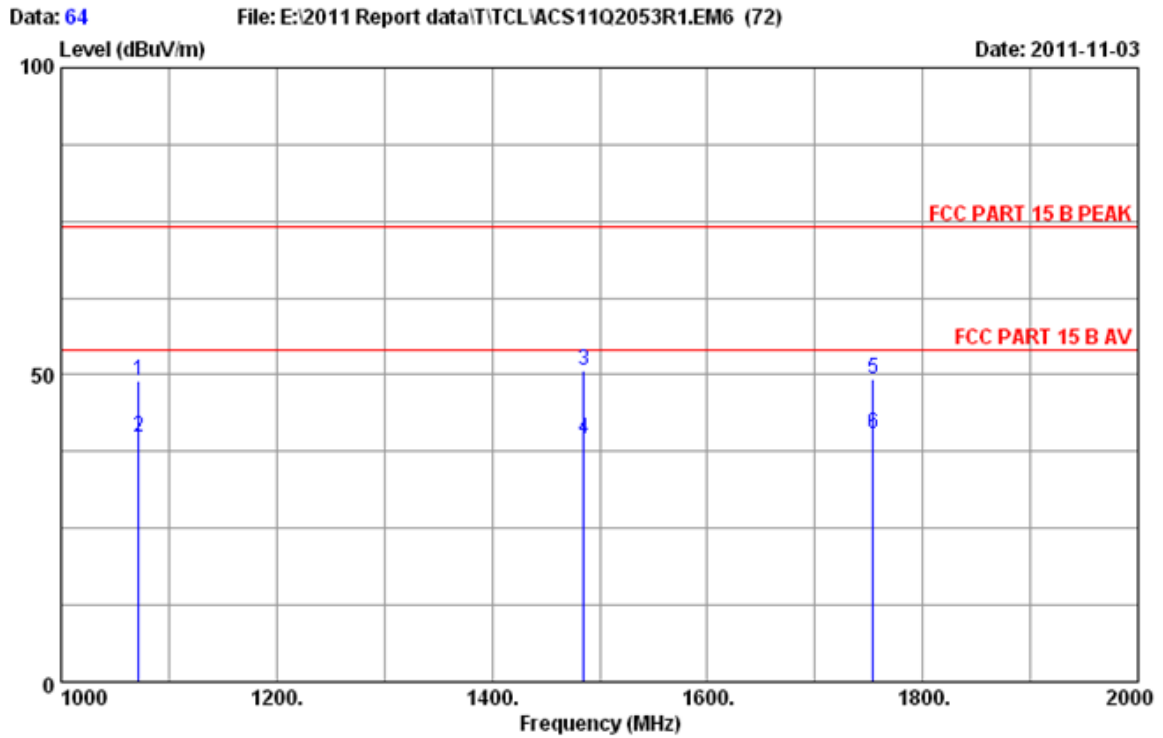
Site no. : 3m Chamber Data no. : 68  
 Dis. / Ant. : 3m 2011 3115 9607-4877 Ant. pol. : VERTICAL  
 Limit : FCC PART 15 B PEAK  
 Env. / Ins. : 24°C/56% Engineer : Victory-Cao  
 EUT : LCD TV M/N:LE19HDF3200  
 Power Rating : AC 120V/60Hz  
 Test Mode : Running "H" Pattern And 1KHz Playing  
 HDMI 2:1920\*1080@60Hz

| No. | Freq. (MHz) | Ant. Factor (dB/m) | Cable Loss (dB) | AMP factor (dBuV) | Reading (dBuV/m) | Emission Level (dBuV/m) | Limits (dB) | Margin (dB) | Remark  |
|-----|-------------|--------------------|-----------------|-------------------|------------------|-------------------------|-------------|-------------|---------|
| 1   | 1111.000    | 23.78              | 3.17            | 35.32             | 58.25            | 49.88                   | 74.00       | 24.12       | Peak    |
| 2   | 1111.670    | 23.78              | 3.17            | 35.32             | 55.23            | 46.86                   | 54.00       | 7.14        | Average |
| 3   | 1484.000    | 25.52              | 3.79            | 35.02             | 55.61            | 49.90                   | 74.00       | 24.10       | Peak    |
| 4   | 1484.270    | 25.52              | 3.79            | 35.02             | 50.58            | 44.87                   | 54.00       | 9.13        | Average |
| 5   | 1599.000    | 25.98              | 3.97            | 34.92             | 56.31            | 51.34                   | 74.00       | 22.66       | Peak    |
| 6   | 1599.360    | 25.98              | 3.97            | 34.92             | 50.39            | 45.42                   | 54.00       | 8.58        | Average |

Remarks: 1. Emission Level= Antenna Factor + Cable Loss + Reading - Amp Factor  
 2. The emission levels that are 20dB below the official limit are not reported.



Site no. : 3m Chamber Data no. : 63  
Dis. / Ant. : 3m 2011 3115 9607-4877 Ant. pol. : HORIZONTAL  
Limit : FCC PART 15 B PEAK  
Env. / Ins. : 24°C/56% Engineer : Victory-Cao  
EUT : LCD TV M/N:LE19HDF3200  
Power Rating : AC 120V/60Hz  
Test Mode : Running "H" Pattern And 1KHz Playing  
HDMI 3:1920\*1080@60Hz

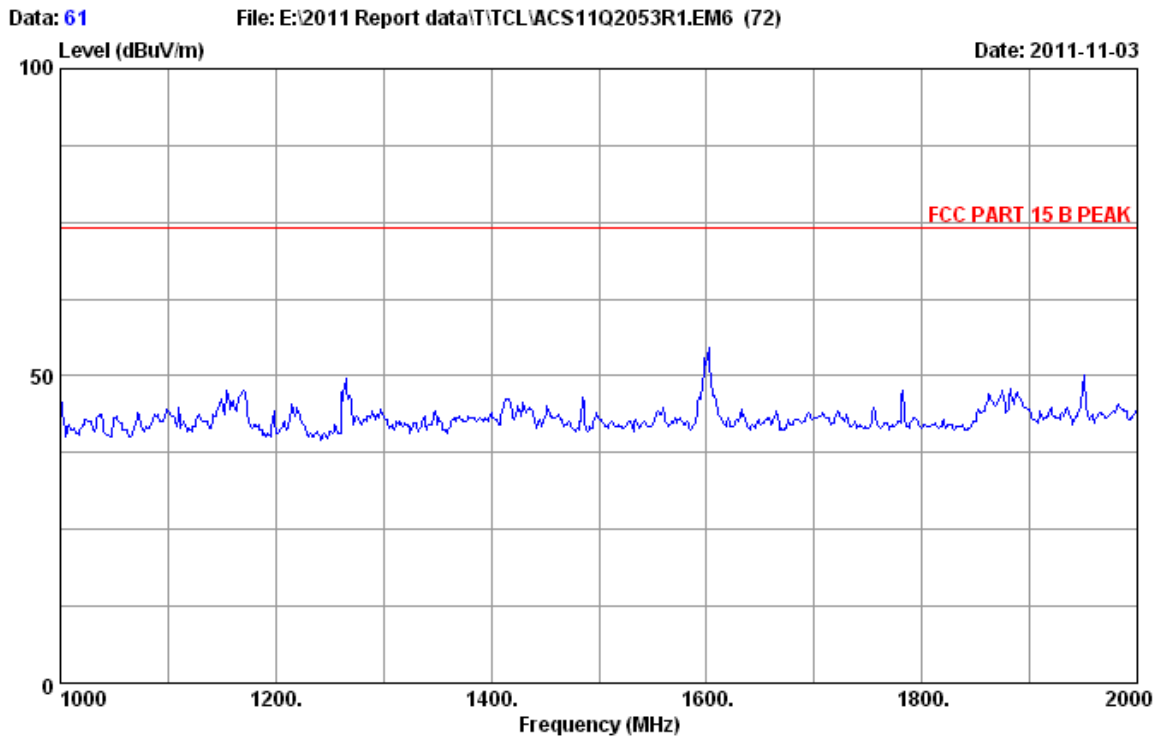


Site no. : 3m Chamber Data no. : 64  
 Dis. / Ant. : 3m 2011 3115 9607-4877 Ant. pol. : HORIZONTAL  
 Limit : FCC PART 15 B PEAK  
 Env. / Ins. : 24°C/56% Engineer : Victory-Cao  
 EUT : LCD TV M/N:LE19HDF3200  
 Power Rating : AC 120V/60Hz  
 Test Mode : Running "H" Pattern And 1KHz Playing  
 HDMI 3:1920\*1080@60Hz

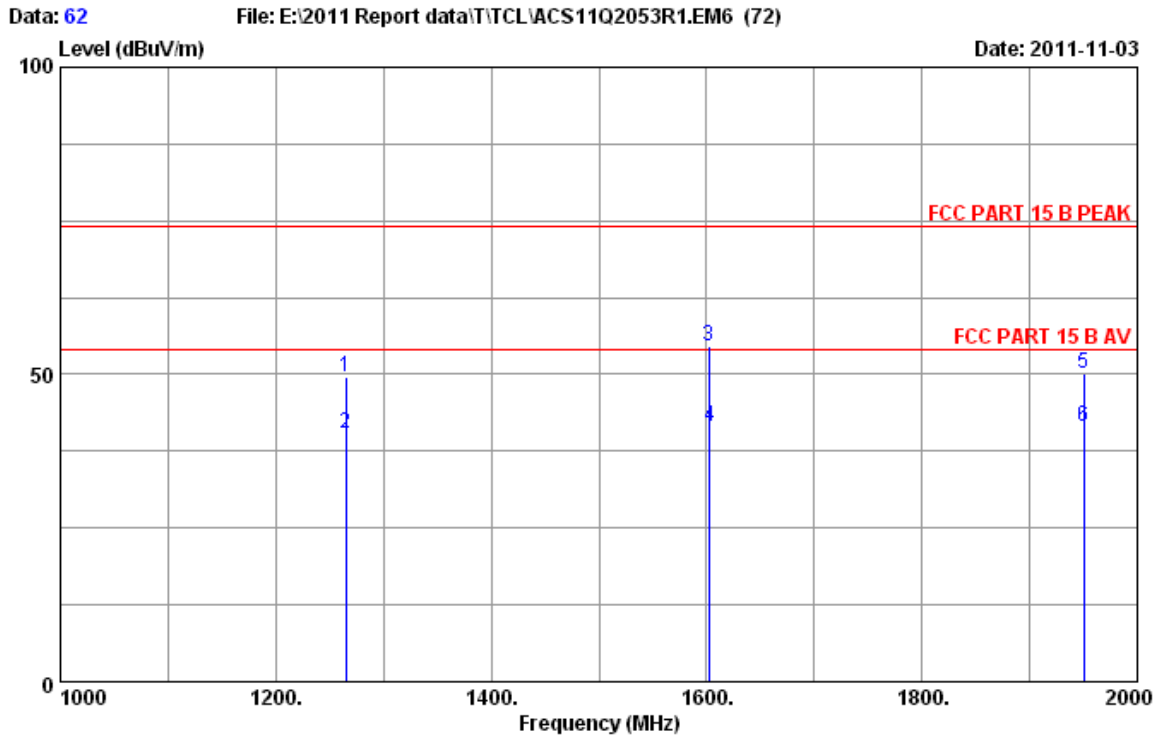
| No. | Freq. (MHz) | Ant. Factor (dB/m) | Cable Loss (dB) | AMP factor (dBuV) | Reading (dBuV/m) | Emission Level (dBuV/m) | Limits (dB) | Margin (dB) | Remark  |
|-----|-------------|--------------------|-----------------|-------------------|------------------|-------------------------|-------------|-------------|---------|
| 1   | 1072.000    | 23.53              | 3.11            | 35.34             | 57.65            | 48.95                   | 74.00       | 25.05       | Peak    |
| 2   | 1072.280    | 23.53              | 3.11            | 35.34             | 48.62            | 39.92                   | 54.00       | 14.08       | Average |
| 3   | 1485.000    | 25.60              | 3.79            | 35.02             | 56.27            | 50.64                   | 74.00       | 23.36       | Peak    |
| 4   | 1485.480    | 25.60              | 3.79            | 35.02             | 45.23            | 39.60                   | 54.00       | 14.40       | Average |
| 5   | 1754.000    | 26.55              | 4.23            | 34.80             | 53.24            | 49.22                   | 74.00       | 24.78       | Peak    |
| 6   | 1754.250    | 26.55              | 4.23            | 34.80             | 44.29            | 40.27                   | 54.00       | 13.73       | Average |

Remarks: 1. Emission Level= Antenna Factor + Cable Loss + Reading - Amp Factor  
 2. The emission levels that are 20dB below the official limit are not reported.





Site no. : 3m Chamber Data no. : 61  
Dis. / Ant. : 3m 2011 3115 9607-4877 Ant. pol. : VERTICAL  
Limit : FCC PART 15 B PEAK  
Env. / Ins. : 24°C/56% Engineer : Victory-Cao  
EUT : LCD TV M/N:LE19HDF3200  
Power Rating : AC 120V/60Hz  
Test Mode : Running "H" Pattern And 1KHz Playing  
HDMI 3:1920\*1080@60Hz



Site no. : 3m Chamber Data no. : 62  
 Dis. / Ant. : 3m 2011 3115 9607-4877 Ant. pol. : VERTICAL  
 Limit : FCC PART 15 B PEAK  
 Env. / Ins. : 24°C/56% Engineer : Victory-Cao  
 EUT : LCD TV M/N:LE19HDF3200  
 Power Rating : AC 120V/60Hz  
 Test Mode : Running "H" Pattern And 1KHz Playing  
 HDMI 3:1920\*1080@60Hz

| No. | Freq. (MHz) | Ant. Factor (dB/m) | Cable Loss (dB) | AMP factor (dBuV) | Reading (dBuV/m) | Emission Level (dBuV/m) | Limits (dB) | Margin (dB) | Remark  |
|-----|-------------|--------------------|-----------------|-------------------|------------------|-------------------------|-------------|-------------|---------|
| 1   | 1265.000    | 24.52              | 3.43            | 35.18             | 56.69            | 49.46                   | 74.00       | 24.54       | Peak    |
| 2   | 1265.250    | 24.52              | 3.43            | 35.18             | 47.63            | 40.40                   | 54.00       | 13.60       | Average |
| 3   | 1602.000    | 25.98              | 3.97            | 34.92             | 59.47            | 54.50                   | 74.00       | 19.50       | Peak    |
| 4   | 1602.580    | 25.98              | 4.00            | 34.92             | 46.32            | 41.38                   | 54.00       | 12.62       | Average |
| 5   | 1950.000    | 27.31              | 4.56            | 34.64             | 53.04            | 50.27                   | 74.00       | 23.73       | Peak    |
| 6   | 1950.180    | 27.31              | 4.56            | 34.64             | 44.23            | 41.46                   | 54.00       | 12.54       | Average |

Remarks: 1. Emission Level= Antenna Factor + Cable Loss + Reading -Amp Factor  
 2. The emission levels that are 20dB below the official limit are not reported.

## 5. DEVIATION TO TEST SPECIFICATIONS

[NONE]