

**Figure 5**  
General Appearance of the EUT



**Figure 6**  
Inside of the EUT



**Figure 7**  
General Appearance of the EUT



**Figure 8**  
Inside of the EUT




**Figure 9**  
General Appearance of the EUT



**Figure 10**  
Inside of the EUT



**Figure 11**  
General Appearance of the EUT



**Figure 12**  
Inside of the EUT



**Figure 13**  
Inside of the EUT



**Figure 14**  
Inside of the EUT



**Figure 15**  
Inside of the EUT



**Figure 16**  
Speaker of the EUT




**Figure 17**  
Speaker of the EUT




**Figure 18**  
Component Side of the PCB



**Figure 19**  
Component Side of the PCB




**Figure 20**  
Component Side of the PCB





**Figure 21**  
Component Side of the PCB



**Figure 22**  
Component Side of the PCB




**Figure 23**  
Component Side of the PCB



**Figure 24**  
Tuner of the EUT



**Figure 25**  
Component Side of the PCB



**Figure 26**  
Component Side of the PCB

