

APPLICATION OF CERTIFICATION

For

TTE Technology Inc.

LCD TV

Brand Name	Model Number
TCL	L26HDF12TA

FCC ID: W8UL26HDF12TA

Prepared for : TTE Technology Inc.
5541 West 74th Street, Indianapolis, IN 46268, U.S.A.

Prepared By: Audix Technology (Shenzhen) Co., Ltd.
No. 6, Ke Feng Rd., 52 Block,
Shenzhen Science & Industrial Park,
Nantou, Shenzhen, Guangdong, China

Tel: (0755) 26639496

Fax: (0755) 26632877

Report Number : ACS- F11066
Date of Test : Mar.17~18, 2011
Date of Report : Mar.23, 2011

TABLE OF CONTENTS

Description	Page
Test Report Certification	
1. SUMMARY OF STANDARDS AND RESULTS	1-4
1.1. Description of Standards and Results	1-4
2. GENERAL INFORMATION.....	2-1
2.1. Description of Device (EUT).....	2-1
2.2. Tested Supporting System Details	2-2
2.3. Block diagram of connection between the EUT and simulators.....	2-3
2.4. Test Facility	2-4
2.5. Measurement Uncertainty (95% confidence levels, k=2).....	2-4
3. POWER LINE CONDUCTED EMISSION TEST	3-1
3.1. Test Equipment.....	3-1
3.2. Block Diagram of Test Setup.....	3-1
3.3. Power Line Conducted Emission Test Limits	3-1
3.4. Configuration of EUT on Test.....	3-1
3.5. Operating Condition of EUT	3-2
3.6. Test Procedure	3-2
3.7. Conducted Disturbance at Mains Terminals Test Results	3-2
4. RADIATED EMISSION TEST.....	4-1
4.1. Test Equipment.....	4-1
4.2. Block Diagram of Test Setup.....	4-1
4.3. Radiated Emission Limit	4-2
4.4. EUT Configuration on Test	4-2
4.5. Operating Condition of EUT	4-2
4.6. Test Procedure	4-3
4.7. Radiated Disturbance Test Results	4-3
5. DEVIATION TO TEST SPECIFICATIONS	5-31
6. PHOTOGRAPH	6-1
6.1. Photos of Power Line Conducted Emission Test.....	6-1
6.2. Photos of Radiated Emission Test (In Anechoic Chamber)	6-2
7. PHOTOS OF THE EUT	7-5

TEST REPORT CERTIFICATION

Applicant : TTE Technology Inc.
 Manufacturer : TCL King Electrical Appliances (Huizhou) Co., Ltd.
 EUT Description : LCD TV
 FCC ID : W8UL26HDF12TA

(A) Model No. & Brand Name	Brand Name	Model Number
	TCL	L26HDF12TA

(B) Serial No. : N/A
 (C) Test Voltage : AC 120V/60Hz

Measurement Standard Used:

FCC Rules and Regulations Part 15 Subpart B Class B 2008, ANSI C63.4-2003
 ICES-003 Issue 4 February 2004.

The device described above is tested by AUDIX TECHNOLOGY (SHENZHEN) CO., LTD. to determine the maximum emission levels emanating from the device. The maximum emission levels are compared to the FCC Part 15 Subpart B Class B limits both conducted and radiated emissions. The test results are contained in this test report and AUDIX TECHNOLOGY (SHENZHEN) CO., LTD. is assumed of full responsibility for the accuracy and completeness of these tests.

After the test, our opinion is that EUT compliance with the requirement of the above standards.

This Report is made under FCC Part 2.1075. No modifications were required during testing to bring this product into compliance.

This report applies to above tested sample only. This report shall not be reproduced in parts without written approval of AUDIX TECHNOLOGY (SHENZHEN) CO., LTD.

Date of Test : Mar.17~18, 2011 Report of date: Mar.25, 2011

Prepared by : Sarah Liu / Sarah Liu / Assistant
 Reviewer by : Sun Jeng / Sun Jeng / Supervisor



Approved & Authorized Signer : Ken Lu / Ken Lu / Manager

1. SUMMARY OF STANDARDS AND RESULTS

1.1. Description of Standards and Results

The EUT have been tested according to the applicable standards as referenced below.

EMISSION			
Description of Test Item	Standard	Results	Remarks
Power Line Conducted Emission Test	FCC Part 15: 2008 ANSI C63.4: 2003	PASS	Meets Class B Limit Minimum passing margin is 4.95dB at 0.15000MHz
Radiated Emission Test	FCC Part 15: 2008 ANSI C63.4: 2003	PASS	Meets Class B Limit Minimum passing margin is 3.24dB at 41.640MHz

2. GENERAL INFORMATION

2.1. Description of Device (EUT)

Description : LCD TV

Model Number :	Brand Name	Model Number
	TCL	L26HDF12TA

FCC ID : W8UL26HDF12TA

Applicant : TTE Technology Inc.
5541 West 74th Street, Indianapolis, IN 46268, U.S.A.

Manufacturer : TCL King Electrical Appliances (Huizhou) Co., Ltd.
Section 19, Zhongkai Development Zone for New & High-Level
Tech Industries, Huizhou, Guangdong Province, China, 516006.

FREQUENCIES USED AND GENERATED WITHIN DEVICE		
X54M1	45-OSC54M-0Y1CR	54MHz
LVDS CLOCK	81.43MHZ	
IF	44MHz	
DC-DC	U302->385KHz	U303->1MHz
DDR	390MHz	
AMP	384KHz	

Power Cable : Unshielded, Detachable, 1.5m

Date of Test : Mar.17~18, 2011

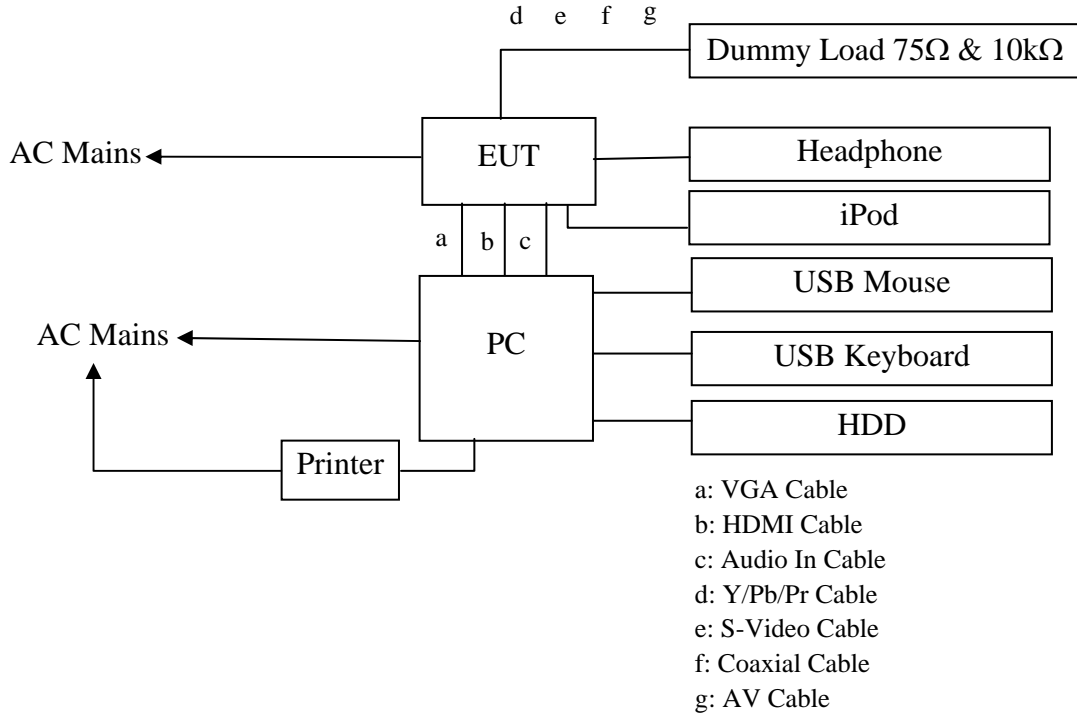
Date of Receipt : Feb.28, 2011

Sample Type : Prototype production

2.2. Tested Supporting System Details

	Description	ACS No.	Manufacturer	Model	Serial Number	Approved type
1.	Personal Computer	Test PC N	DELL	Studio 540	J14XK2X	<input checked="" type="checkbox"/> FCC DoC <input checked="" type="checkbox"/> BSMI ID:R33002
		Power Cord: Unshielded, Detachable, 1.8m Display Card: HD3650 (DVI+Display+HDMI)				
2.	USB Keyboard	ACS-EMC- K03R	DELL	SK-8115	CN-ODJ313-7161 6-711-04WJ	<input checked="" type="checkbox"/> FCC DoC <input checked="" type="checkbox"/> BSMI ID: T3A002
		Data Cable: shielded, Undetachable, 2.0m				
3.	Headphone	ACS-EMC-EP07	OVANN	0V-T800V	N/A	<input type="checkbox"/> FCC ID <input type="checkbox"/> BSMI ID
		Cable: Shielded, Undetachabled, 4.0m				
4.	Printer	ACS-EMC-PT04	HP	C9079A	N/A	<input checked="" type="checkbox"/> FCC DoC <input checked="" type="checkbox"/> BSMI ID: R33001
		USB Cable: Shielded, Detachabled, 1.8m Power Cord: Unshielded, Detachabled, 1.8m Power Adapter: HP, M/N: 0957-2119, BSMI ID: R33030, DC Cable: Unshielded, Detachabled, 1.5m				
5.	USB Mouse	ACS-EMC-M03R	DELL	M056UO	512023253	<input checked="" type="checkbox"/> FCC DoC <input checked="" type="checkbox"/> BSMI ID: R41108
		Data Cable: shielded, Undetachable, 1.8m				
6.	iPod nano	ACS-EMC-IP01	APPLE	A1199	YM706MLDVQ5	<input checked="" type="checkbox"/> FCC DoC <input checked="" type="checkbox"/> BSMI ID: R33057
		Data Cable: Shielded, Detachabled, 1.0m				
7.	HDD	ACS-EMC-HDD01	Terasys	F12-UF	A0100215-53900 31	<input checked="" type="checkbox"/> FCC DoC <input checked="" type="checkbox"/> BSMI ID: 4912A022
		USB Cable: Shielded, Detachable, 1.8m				
8.	Dummy Load (10KΩ & 75Ω)	S-Video Cable: Unshielded, Detachabled, 1.5m Pb/Pr/Y Cable: Unshielded, Detachabled, 1.5m Coaxial Cable: Unshielded, Detachable, 1.2m AV Cable: Unshielded, Detachable, 1.2m				
9.	D-Sub Cable: Shielded, Detachable, 1.5m HDMI Cable: Shielded, Detachable, 1.8m Audio Cable: Unshieled, Detachable, 1.5m					

2.3. Block diagram of connection between the EUT and simulators



(EUT: LCD TV)

2.4. Test Facility

Site Description

Name of Firm : Audix Technology (Shenzhen) Co., Ltd.
No. 6, Ke Feng Rd., 52 Block, Shenzhen
Science & Industrial Park, Nantou,
Shenzhen, Guangdong, China

3m Anechoic Chamber : Mar. 31, 2009 File on Federal
Communication Commission
Registration Number: 90454

3m & 10m Anechoic Chamber : Dec.30, 2009 File on Federal
Communication Commission
Registration Number: 794232

EMC Lab. : Accredited by DATech, German
Registration Number: DAT-P-091/99-01
Feb,02, 2009

Accredited by NVLAP, USA
NVLAP Code: 200372-0
Apr. 01, 2010

2.5. Measurement Uncertainty (95% confidence levels, k=2)

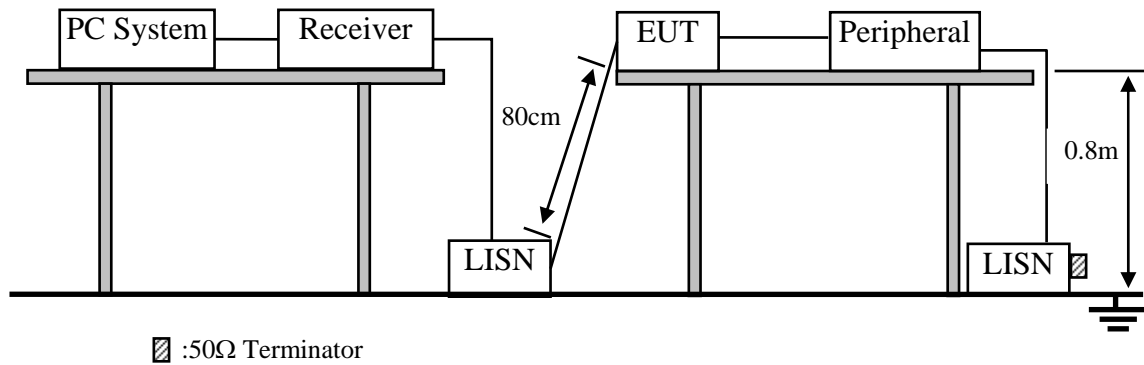
Test Item	Uncertainty
Uncertainty for Conduction emission test in No. 1 Conduction	3.22 dB(150kHz to 30MHz)
Uncertainty for Radiation Emission test in 3m chamber	4.20 dB (Polarize: V)
	4.66 dB (Polarize: H)
Uncertainty for test site temperature and humidity	0.3°C
	2%

3. POWER LINE CONDUCTED EMISSION TEST

3.1. Test Equipment

Item	Equipment	Manufacturer	Model No.	Serial No.	Last Cal.	Cal. Interval
1.	Test Receiver	Rohde & Schwarz	ESHS10	838693/001	Nov.05, 10	1 Year
2.	L.I.S.N.#1	Rohde & Schwarz	ESH2-Z5	834066/011	Nov.05, 10	1 Year
3.	L.I.S.N.#3	Kyoritsu	KNW-242C	8-1920-1	May.08, 10	1 Year
4.	Terminator	Hubersuhner	50Ω	No. 1	May.08, 10	1 Year
5.	RF Cable	Fujikura	3D-2W	LISN Cable 1#	May.08, 10	1 Year
6.	Coaxial Switch	Anritsu	MP59B	M55367	May.08, 10	1 Year
7.	Pulse Limiter	Rohde & Schwarz	ESH3-Z2	100341	May.08, 10	1 Year

3.2. Block Diagram of Test Setup



3.3. Power Line Conducted Emission Test Limits

Frequency	Maximum RF Line Voltage	
	Quasi-Peak Level dB(μV)	Average Level dB(μV)
150kHz ~ 500kHz	66 ~ 56*	56 ~ 46*
500kHz ~ 5MHz	56	46
5MHz ~ 30MHz	60	50

- Notes: 1. * Decreasing linearly with logarithm of frequency.
 2. The lower limit shall apply at the transition frequencies.

3.4. Configuration of EUT on Test

The following equipment are installed on Power Line Conducted Emission Test to meet the commission requirement and operating regulations in a manner which tends to maximize its emission characteristics in a normal application.

3.4.1. LCD TV (EUT)

Model Number : L26HDF12TA

Serial Number : N/A

3.4.2. Support Equipment : As Tested Supporting System Detail, in Section 2.2.

3.5. Operating Condition of EUT

- 3.5.1. Setup the EUT and simulator as shown as Section 4.2.
- 3.5.2. Turn on the power of all equipment.
- 3.5.3. PC system ran the Self-test program “EMC Test. exe” by windows XP and sent “H” Character to LCD TV (EUT) , the Screen of EUT displayed and filled with “H” pattern, use white letters on a blackground, set the contrast control to maximum, set the brightness control to maximum and measure it.
- 3.5.4. The PC system was running the program “1kHz signal Playing” and sending sound to EUT.
- 3.5.5. The other peripheral devices were driven and operated in turn during all testing.

3.6. Test Procedure

The EUT was placed on a non-metallic table, 80cm above the ground plane. The EUT Power connected to the power mains through a line impedance stabilization network (L.I.S.N. 1#). This provided a 50-ohm coupling impedance for the EUT (Please refer to the block diagram of the test setup and photographs). The other peripheral devices power cord connected to the power mains through a line impedance stabilization network (L.I.S.N.#3). Both sides of power line were checked for maximum conducted interference. In order to find the maximum emission, the relative positions of equipments and all of the interface cables were changed according to ANSI C63.4-2003 on conducted Emission test.

The bandwidth of test receiver (R&S TEST RECEIVER ESHS10) is set at 10kHz.

The frequency range from 150kHz to 30MHz is checked. The test result are reported on Section 3.7.

3.7. Conducted Disturbance at Mains Terminals Test Results

PASS. (All emissions not reported below are too low against the prescribed limits.)

The EUT with the following test modes were tested and selected to read Q.P values and Average values, all the test results are listed in next pages.

EUT: LCD TV

Model No. : L26HDF12TA

Test Date: Mar.17, 2011

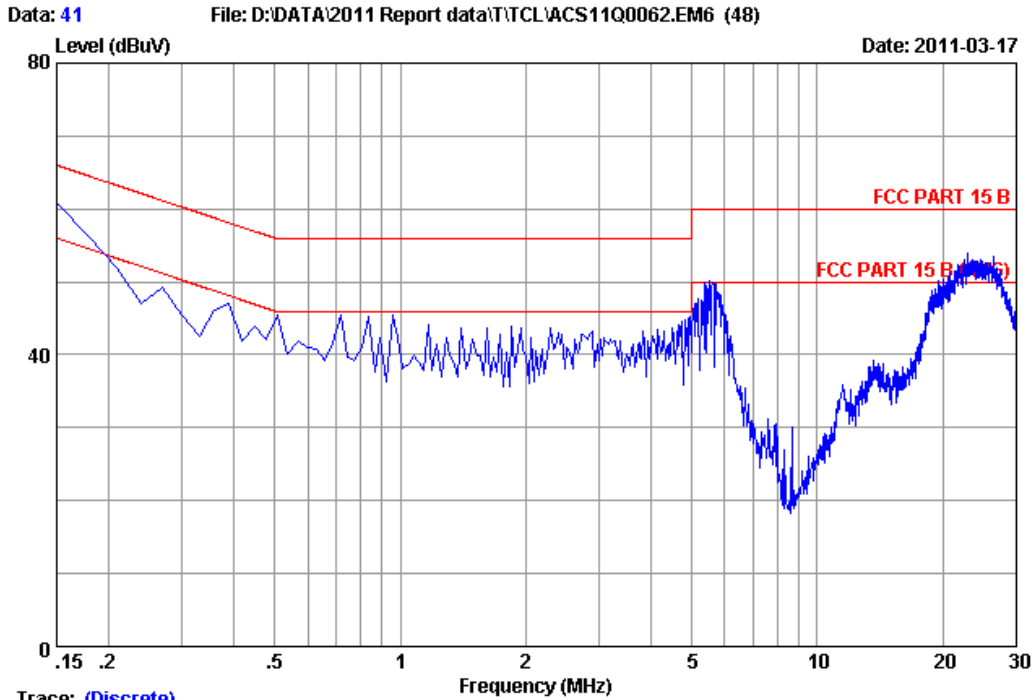
Temperature: 29.5°C

Humidity: 55%

The details of test modes are as follows :

No.	Test Mode	Resolution & Frequency	Reference Test Data No.	
			LINE	NEUTRAL
1.	VGA	640*480 @60Hz	#41	#42
2.		800*600 @ 60Hz	#40	#39
3.		1024*768 @60Hz	#37	#38
4.	HDMI1	1080P	#44	#43
5. ※	HDMI2	1080P	#45	#46
6.	HDMI3	1080P	#48	#47

(※ Worst test mode)



Trace: (Discrete)

Site no :1#conduction Data No :41

Dis./Ant. **: 2011 ESH2-Z5 LINE

Limit :FCC PART 15 B

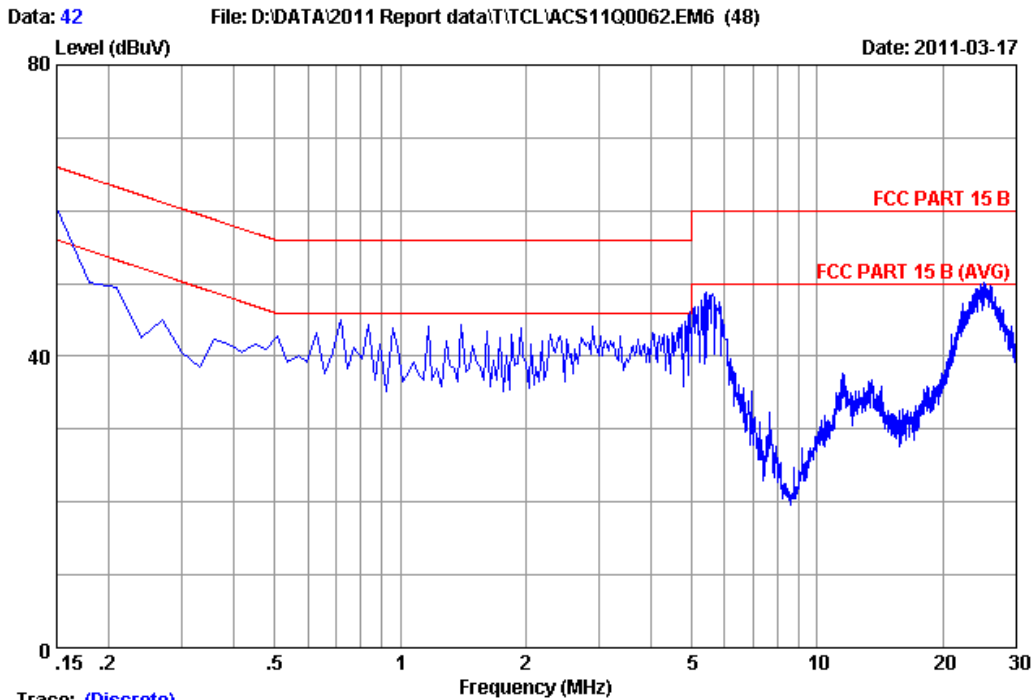
Env./Ins. :29.5°C/55% Engineer :Restar

EUT :LCD TV M/N:L26HDF12TA

Power Rating :AC 120V/60Hz

Test Mode :Running "H" Pattern And 1kHz Playing

VGA:640*480@60Hz



Trace: (Discrete)

Site no :1#conduction Data No :42

Dis./Ant. **: 2011 ESH2-Z5 NEUTRAL

Limit :FCC PART 15 B

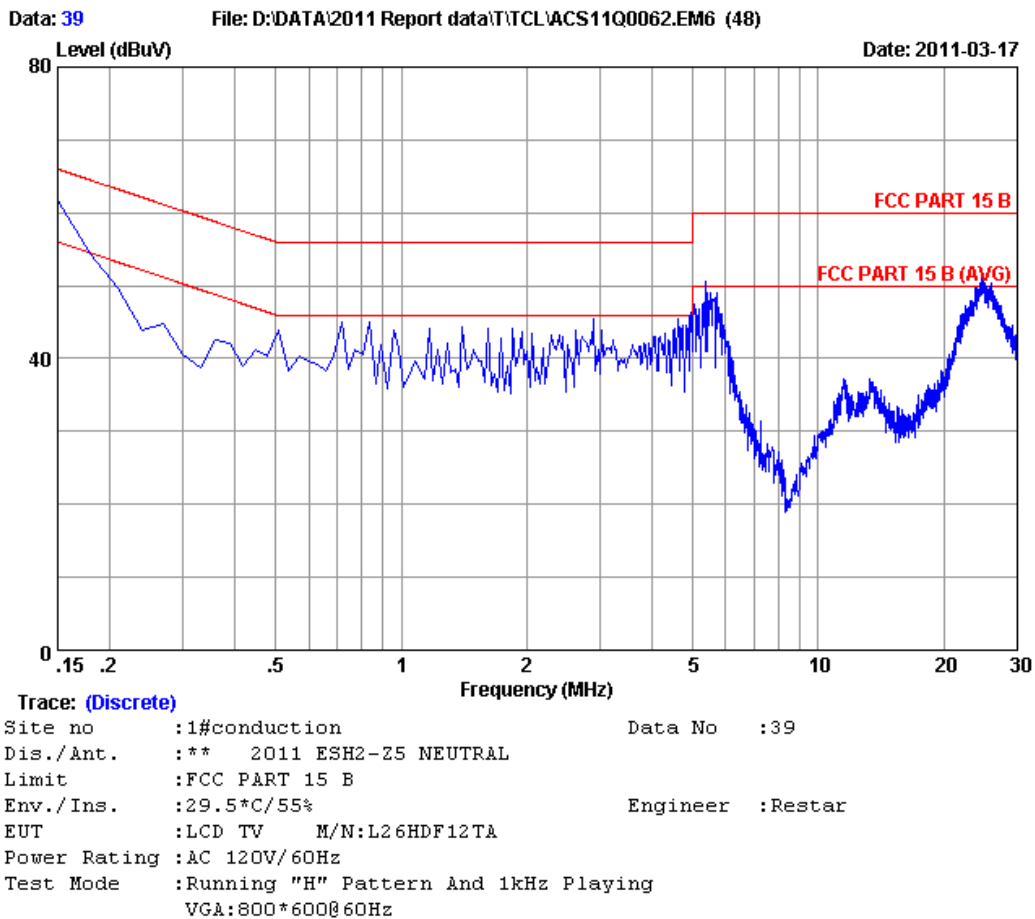
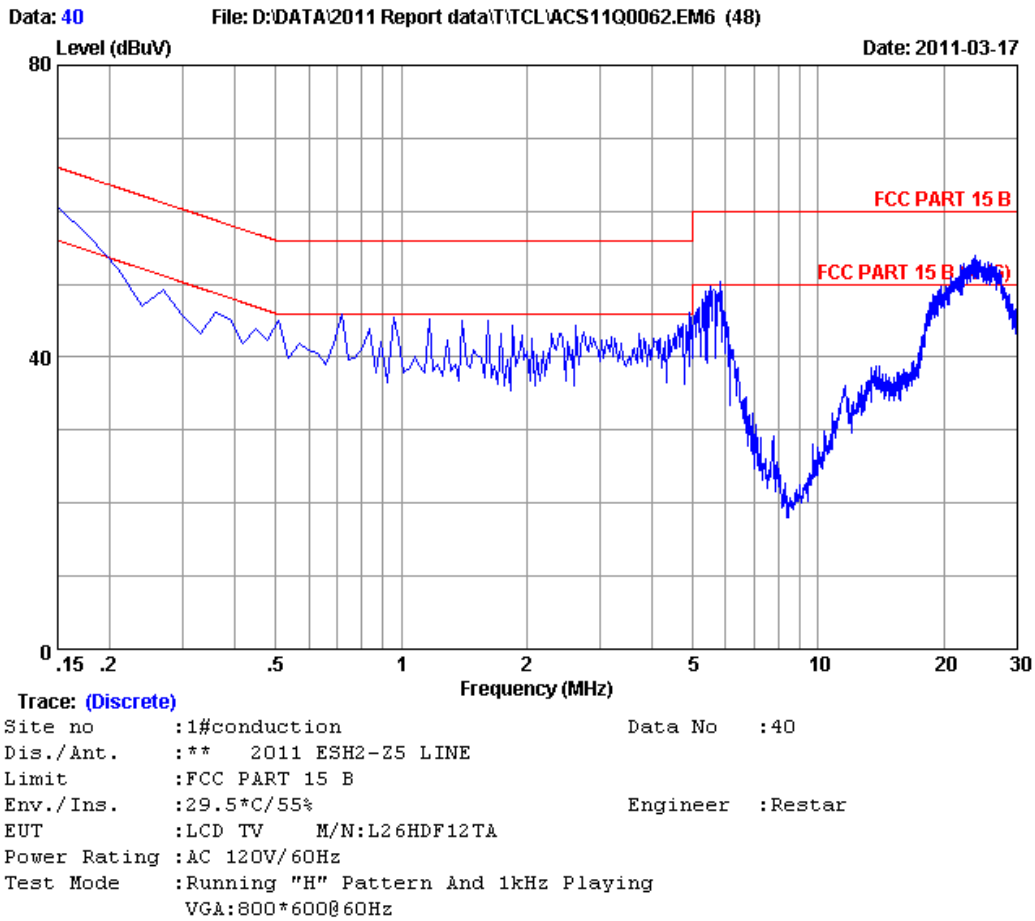
Env./Ins. :29.5°C/55% Engineer :Restar

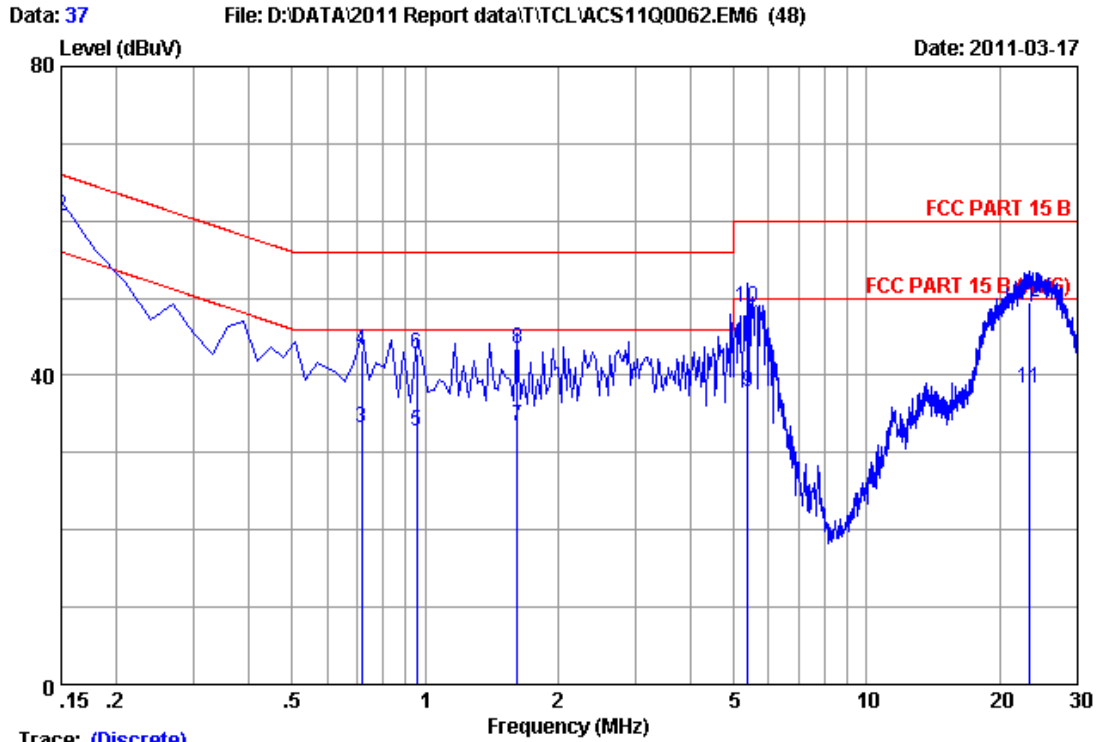
EUT :LCD TV M/N:L26HDF12TA

Power Rating :AC 120V/60Hz

Test Mode :Running "H" Pattern And 1kHz Playing

VGA:640*480@60Hz



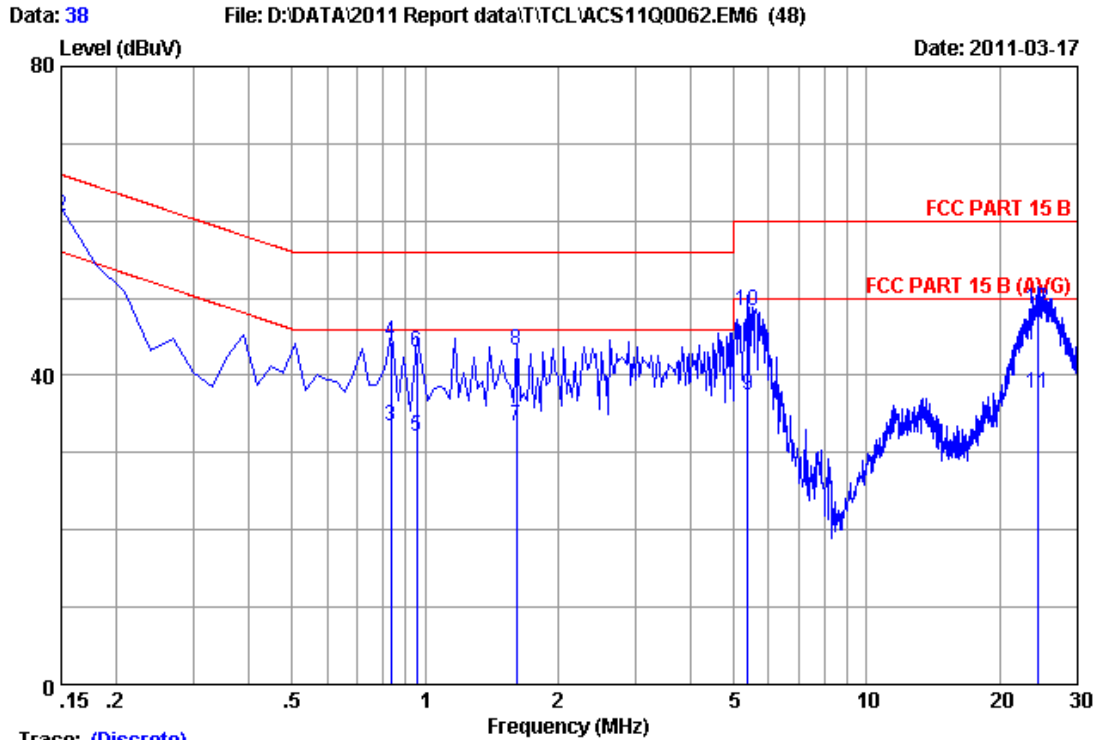


Trace: (Discrete)

Site no :1#conduction Data No :37
 Dis./Ant. :** 2011 ESH2-Z5 LINE
 Limit :FCC PART 15 B
 Env./Ins. :29.5*C/55% Engineer :Restar
 EUT :LCD TV M/N:L26HDF12TA
 Power Rating :AC 120V/60Hz
 Test Mode :Running "H" Pattern And 1kHz Playing
 VGA:1024*768@60Hz

No	Freq (MHz)	LISN Factor (dB)	Cable Loss (dB)	Reading (dBuV)	Emission Level (dBuV)	Limits (dBuV)	Margin (dB)	Remark
1	0.15000	0.17	9.88	36.63	46.68	56.00	9.32	Average
2	0.15000	0.17	9.88	50.63	60.68	66.00	5.32	QP
3	0.71715	0.19	9.89	23.07	33.15	46.00	12.85	Average
4	0.71715	0.19	9.89	33.07	43.15	56.00	12.85	QP
5	0.95595	0.23	9.89	22.68	32.80	46.00	13.20	Average
6	0.95595	0.23	9.89	32.68	42.80	56.00	13.20	QP
7	1.620	0.28	9.90	23.35	33.53	46.00	12.47	Average
8	1.620	0.28	9.90	33.35	43.53	56.00	12.47	QP
9	5.380	0.39	9.94	27.52	37.85	50.00	12.15	Average
10	5.380	0.39	9.94	38.52	48.85	60.00	11.15	QP
11	23.254	1.15	10.11	27.15	38.41	50.00	11.59	Average
12	23.254	1.15	10.11	38.15	49.41	60.00	10.59	QP

Remarks: 1.Emission Level=LISN Factor+Cable Loss(Include 10dB pulse limit)+Reading.
 2.If the average limit is met when using a quasi-peak detector. the EUT shall be deemed to meet both limits and measurement with average detector is unnecessary.

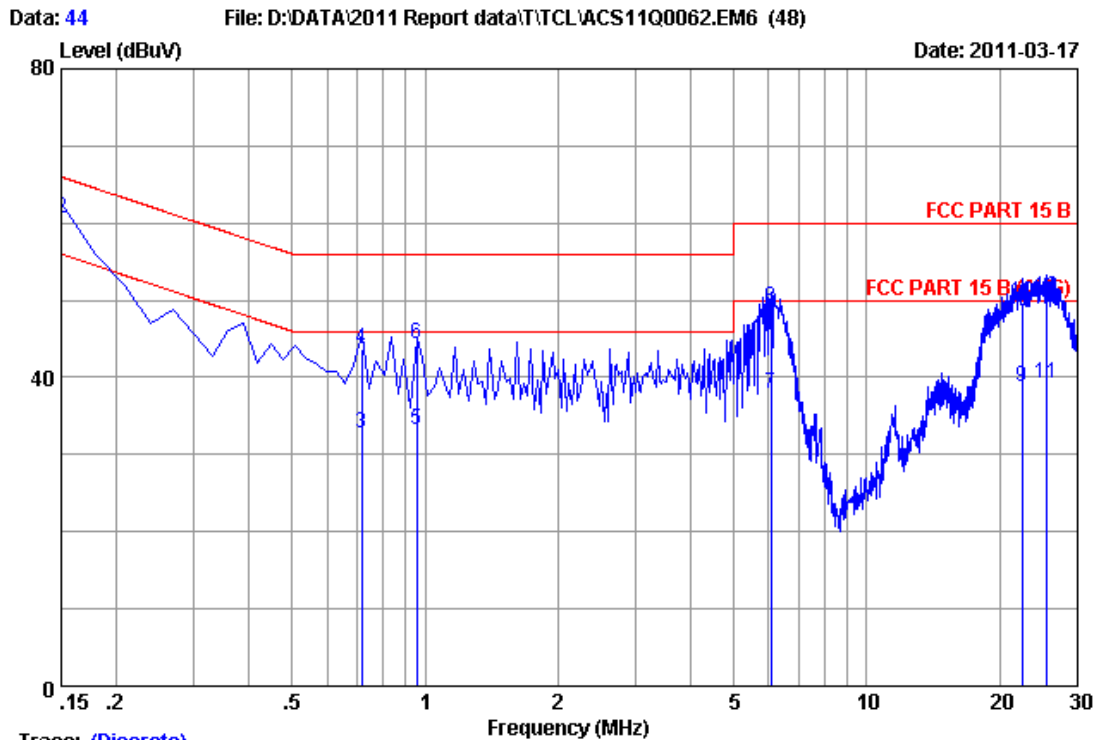


Trace: (Discrete)

Site no :1#conduction Data No :38
 Dis./Ant. :** 2011 ESH2-Z5 NEUTRAL
 Limit :FCC PART 15 B
 Env./Ins. :29.5*C/55% Engineer :Restar
 EUT :LCD TV M/N:L26HDF12TA
 Power Rating :AC 120V/60Hz
 Test Mode :Running "H" Pattern And 1kHz Playing
 VGA:1024*768@60Hz

No	Freq (MHz)	LISN Factor (dB)	Cable Loss (dB)	Reading (dBuV)	Emission Level (dBuV)	Limits (dBuV)	Margin (dB)	Remark
1	0.15000	0.21	9.88	35.53	45.62	56.00	10.38	Average
2	0.15000	0.21	9.88	50.53	60.62	66.00	5.38	QP
3	0.83655	0.23	9.89	23.28	33.40	46.00	12.60	Average
4	0.83655	0.23	9.89	34.28	44.40	56.00	11.60	QP
5	0.95595	0.24	9.89	21.98	32.11	46.00	13.89	Average
6	0.95595	0.24	9.89	32.98	43.11	56.00	12.89	QP
7	1.613	0.26	9.90	23.35	33.51	46.00	12.49	Average
8	1.613	0.26	9.90	33.07	43.23	56.00	12.77	QP
9	5.374	0.34	9.94	27.14	37.42	50.00	12.58	Average
10	5.374	0.34	9.94	38.14	48.42	60.00	11.58	QP
11	24.418	0.89	10.12	26.55	37.56	50.00	12.44	Average
12	24.418	0.89	10.12	37.55	48.56	60.00	11.44	QP

Remarks: 1.Emission Level=LISN Factor+Cable Loss(Include 10dB pulse limit)+Reading.
 2.If the average limit is met when using a quasi-peak detector. the EUT shall be deemed to meet both limits and measurement with average detector is unnecessary.

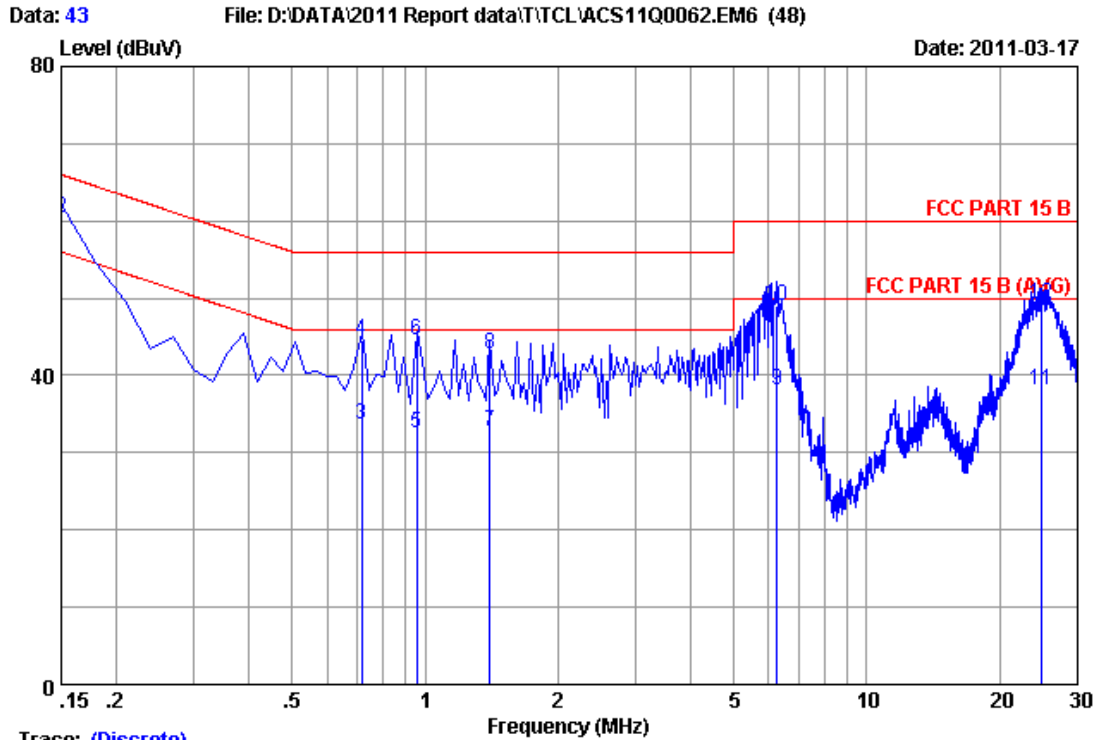


Trace: (Discrete)

Site no :1#conduction Data No :44
 Dis./Ant. **: 2011 ESH2-25 LINE
 Limit :FCC PART 15 B
 Env./Ins. :29.5°C/55% Engineer :Restar
 EUT :LCD TV M/N:L26HDF12TA
 Power Rating :AC 120V/60Hz
 Test Mode :Running "H" Pattern And 1kHz Playing
 HDMI 1:1080P

No	Freq (MHz)	LISN Factor (dB)	Cable Loss (dB)	Reading (dBuV)	Emission Level (dBuV)	Limits (dBuV)	Margin (dB)	Remark
1	0.15000	0.17	9.88	36.53	46.58	56.00	9.42	Average
2	0.15000	0.17	9.88	50.53	60.58	66.00	5.42	QP
3	0.71715	0.19	9.89	22.63	32.71	46.00	13.29	Average
4	0.71715	0.19	9.89	33.63	43.71	56.00	12.29	QP
5	0.95595	0.23	9.89	23.18	33.30	46.00	12.70	Average
6	0.95595	0.23	9.89	34.18	44.30	56.00	11.70	QP
7	6.060	0.42	9.95	27.55	37.92	50.00	12.08	Average
8	6.060	0.42	9.95	38.55	48.92	60.00	11.08	QP
9	22.448	1.11	10.10	27.56	38.77	50.00	11.23	Average
10	22.448	1.11	10.10	38.56	49.77	60.00	10.23	QP
11	25.433	1.30	10.12	27.87	39.29	50.00	10.71	Average
12	25.433	1.30	10.12	38.87	50.29	60.00	9.71	QP

Remarks: 1.Emission Level=LISN Factor+Cable Loss(Include 10dB pulse limit)+Reading.
 2.If the average limit is met when using a quasi-peak detector, the EUT shall be deemed to meet both limits and measurement with average detector is unnecessary.

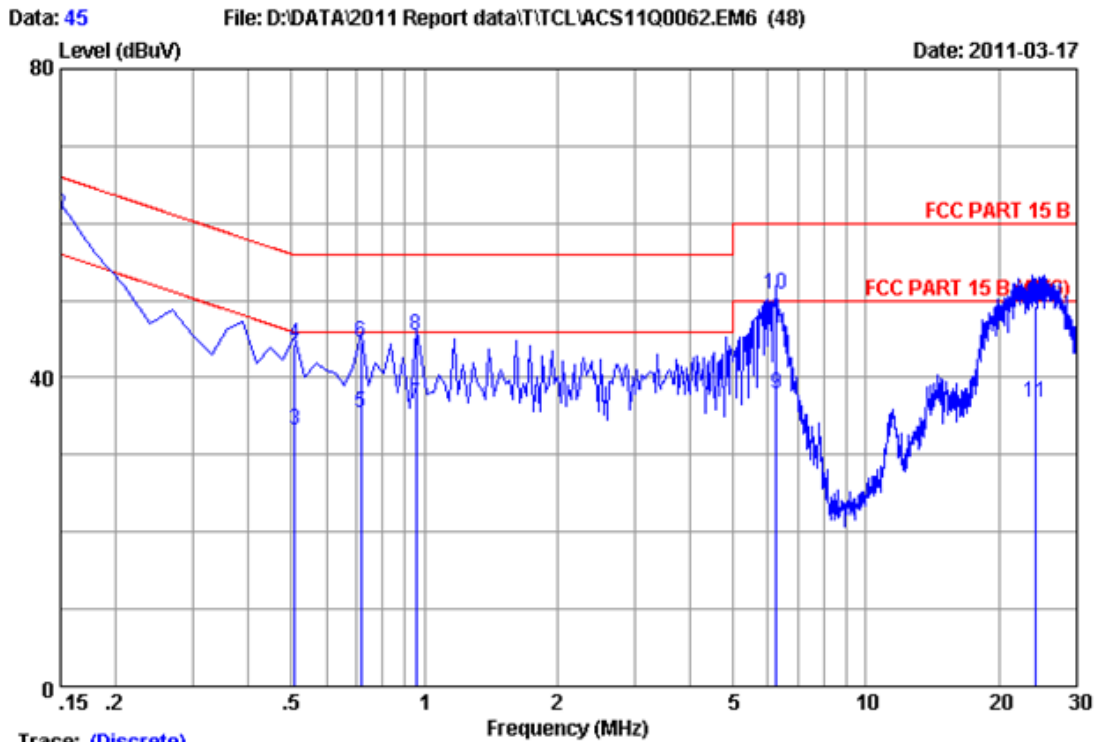


Trace: (Discrete)

Site no :1#conduction Data No :43
 Dis./Ant. :** 2011 ESH2-Z5 NEUTRAL
 Limit :FCC PART 15 B
 Env./Ins. :29.5°C/55% Engineer :Restar
 EUT :LCD TV M/N:L26HDF12TA
 Power Rating :AC 120V/60Hz
 Test Mode :Running "H" Pattern And 1kHz Playing
 HDMI 1:1080P

No	Freq (MHz)	LISN Factor (dB)	Cable Loss (dB)	Reading (dBuV)	Emission Level (dBuV)	Limits (dBuV)	Margin (dB)	Remark
1	0.15000	0.21	9.88	36.05	46.14	56.00	9.86	Average
2	0.15000	0.21	9.88	50.40	60.49	66.00	5.51	QP
3	0.71715	0.23	9.89	23.51	33.63	46.00	12.37	Average
4	0.71715	0.23	9.89	34.51	44.63	56.00	11.37	QP
5	0.95595	0.24	9.89	22.48	32.61	46.00	13.39	Average
6	0.95595	0.24	9.89	34.48	44.61	56.00	11.39	QP
7	1.404	0.25	9.90	22.53	32.68	46.00	13.32	Average
8	1.404	0.25	9.90	32.53	42.68	56.00	13.32	QP
9	6.269	0.37	9.95	27.76	38.08	50.00	11.92	Average
10	6.269	0.37	9.95	38.76	49.08	60.00	10.92	QP
11	24.896	0.90	10.12	27.16	38.18	50.00	11.82	Average
12	24.896	0.90	10.12	38.16	49.18	60.00	10.82	QP

Remarks: 1.Emission Level=LISN Factor+Cable Loss(Include 10dB pulse limit)+Reading.
 2.If the average limit is met when using a quasi-peak detector. the EUT shall be deemed to meet both limits and measurement with average detector is unnecessary.

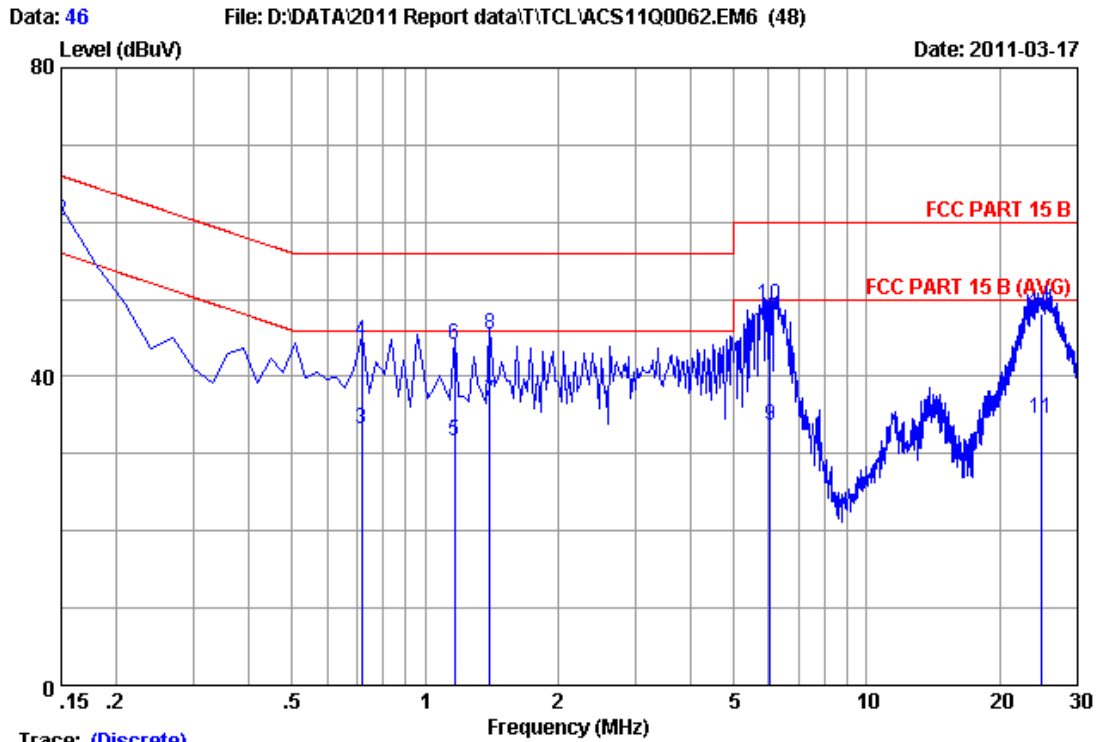


Trace: (Discrete)

Site no :1#conduction Data No :45
 Dis./Ant. :** 2011 ESH2-25 LINE
 Limit :FCC PART 15 B
 Env./Ins. :29.5°C/55% Engineer :Restar
 EUT :LCD TV M/N:L26HDF12TA
 Power Rating :AC 120V/60Hz
 Test Mode :Running "H" Pattern And 1kHz Playing
 HDMI 2:1080P

No	Freq (MHz)	LISN Factor (dB)	Cable Loss (dB)	Reading (dBuV)	Emission Level (dBuV)	Limits (dBuV)	Margin (dB)	Remark
1	0.15000	0.17	9.88	33.60	43.65	56.00	12.35	Average
2	0.15000	0.17	9.88	51.00	61.05	66.00	4.95	QP
3	0.50820	0.19	9.88	23.10	33.17	46.00	12.83	Average
4	0.50820	0.19	9.88	34.24	44.31	56.00	11.69	QP
5	0.71715	0.19	9.89	25.30	35.38	46.00	10.62	Average
6	0.71715	0.19	9.89	34.51	44.59	56.00	11.41	QP
7	0.95595	0.23	9.89	26.50	36.62	46.00	9.38	Average
8	0.95595	0.23	9.89	35.32	45.44	56.00	10.56	QP
9	6.269	0.43	9.95	27.61	37.99	50.00	12.01	Average
10	6.269	0.43	9.95	40.47	50.85	60.00	9.15	QP
11	24.179	1.20	10.11	25.40	36.71	50.00	13.29	Average
12	24.179	1.20	10.11	37.92	49.23	60.00	10.77	QP

Remarks: 1. Emission Level=LISN Factor+Cable Loss (Include 10dB pulse limit) +Reading.
 2. If the average limit is met when using a quasi-peak detector, the EUT shall be deemed to meet both limits and measurement with average detector is unnecessary.

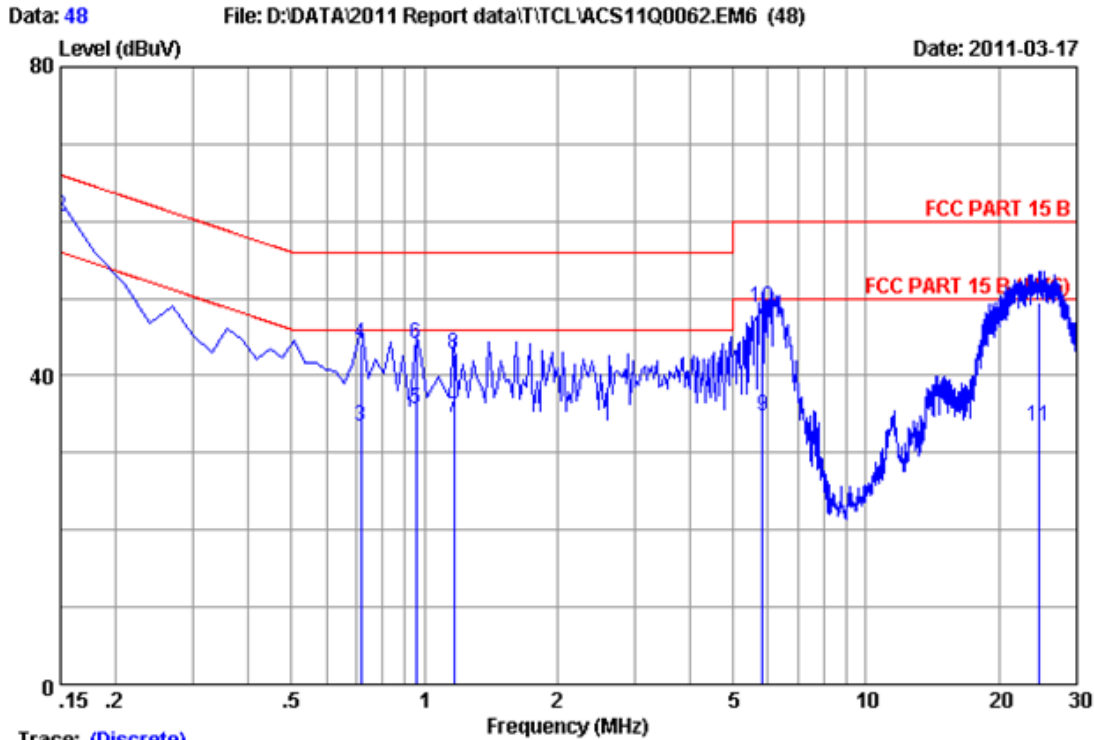


Trace: (Discrete)

Site no :1#conduction Data No :46
 Dis./Ant. **: 2011 ESH2-Z5 NEUTRAL
 Limit :FCC PART 15 B
 Env./Ins. :29.5°C/55% Engineer :Restar
 EUT :LCD TV M/N:L26HDF12TA
 Power Rating :AC 120V/60Hz
 Test Mode :Running "H" Pattern And 1kHz Playing
 HDMI 2:1080P

No	Freq (MHz)	LISN Factor (dB)	Cable Loss (dB)	Reading (dBuV)	Emission Level (dBuV)	Limits (dBuV)	Margin (dB)	Remark
1	0.15000	0.21	9.88	33.50	43.59	56.00	12.41	Average
2	0.15000	0.21	9.88	49.97	60.06	66.00	5.94	QP
3	0.71715	0.23	9.89	23.10	33.22	46.00	12.78	Average
4	0.71715	0.23	9.89	34.37	44.49	56.00	11.51	QP
5	1.165	0.25	9.89	21.40	31.54	46.00	14.46	Average
6	1.165	0.25	9.89	33.93	44.07	56.00	11.93	QP
7	1.404	0.25	9.90	26.60	36.75	46.00	9.25	Average
8	1.404	0.25	9.90	35.27	45.42	56.00	10.58	QP
9	6.030	0.36	9.95	23.40	33.71	50.00	16.29	Average
10	6.030	0.36	9.95	38.83	49.14	60.00	10.86	QP
11	24.776	0.89	10.12	23.50	34.51	50.00	15.49	Average
12	24.776	0.89	10.12	37.22	48.23	60.00	11.77	QP

Remarks: 1.Emission Level=LISN Factor+Cable Loss(Include 10dB pulse limit)+Reading.
 2.If the average limit is met when using a quasi-peak detector, the EUT shall be deemed to meet both limits and measurement with average detector is unnecessary.



Trace: (Discrete)

Site no :1#conduction Data No :48

Dis./Ant. :** 2011 ESH2-25 LINE

Limit :FCC PART 15 B

Env./Ins. :29.5°C/55%

EUT :LCD TV M/N:L26HDF12TA Engineer :Restar

Power Rating :AC 120V/60Hz

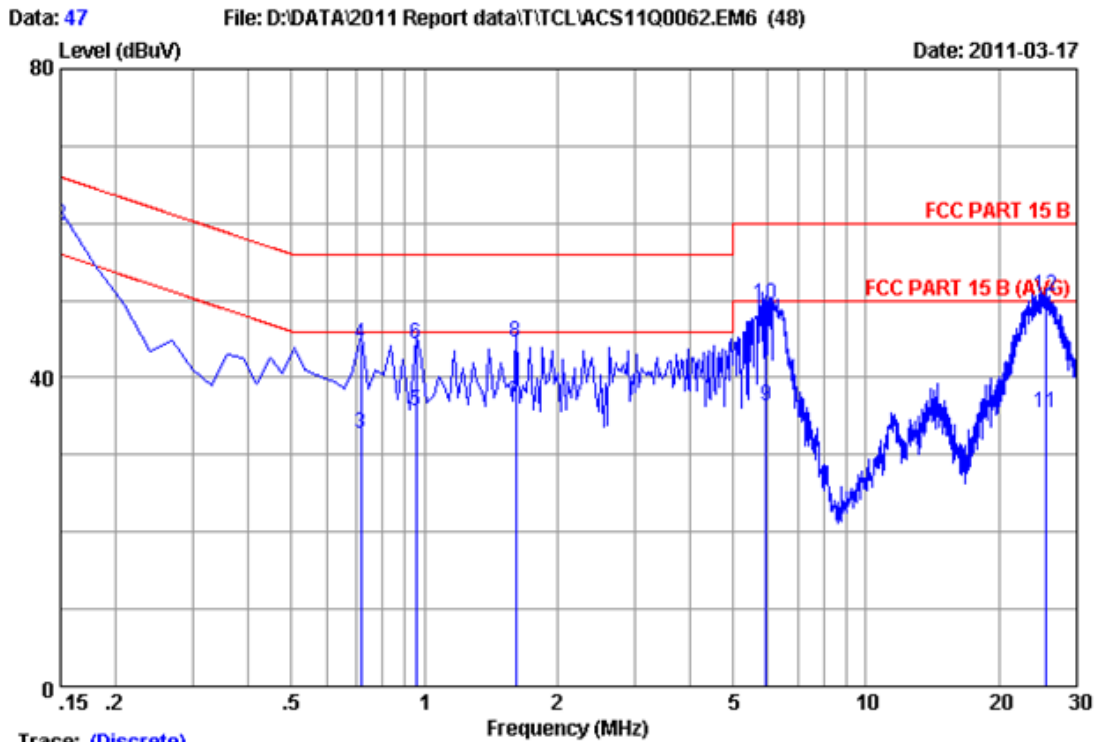
Test Mode :Running "H" Pattern And 1kHz Playing

HDMI 3:1080P

No	Freq (MHz)	LISN Factor (dB)	Cable Loss (dB)	Reading (dBUV)	Emission Level (dBUV)	Limits (dBUV)	Margin (dB)	Remark
1	0.15000	0.17	9.88	31.30	41.35	56.00	14.65	Average
2	0.15000	0.17	9.88	50.47	60.52	66.00	5.48	QP
3	0.71715	0.19	9.89	23.40	33.48	46.00	12.52	Average
4	0.71715	0.19	9.89	33.95	44.03	56.00	11.97	QP
5	0.95595	0.23	9.89	25.60	35.72	46.00	10.28	Average
6	0.95595	0.23	9.89	34.06	44.18	56.00	11.82	QP
7	1.165	0.24	9.89	24.51	34.64	46.00	11.36	Average
8	1.165	0.24	9.89	32.64	42.77	56.00	13.23	QP
9	5.822	0.41	9.95	24.30	34.66	50.00	15.34	Average
10	5.822	0.41	9.95	38.54	48.90	60.00	11.10	QP
11	24.567	1.22	10.12	22.10	33.44	50.00	16.56	Average
12	24.567	1.22	10.12	38.16	49.50	60.00	10.50	QP

Remarks: 1. Emission Level=LISN Factor+Cable Loss (Include 10dB pulse limit) +Reading.

2. If the average limit is met when using a quasi-peak detector, the EUT shall be deemed to meet both limits and measurement with average detector is unnecessary.



Trace: (Discrete)

Site no :1#conduction Data No :47
 Dis./Ant. :** 2011 ESH2-25 NEUTRAL
 Limit :FCC PART 15 B
 Env./Ins. :29.5°C/55% Engineer :Restar
 EUT :LCD TV M/N:L26HDF12TA
 Power Rating :AC 120V/60Hz
 Test Mode :Running "H" Pattern And 1kHz Playing
 HDMI 3:1080P

No	Freq (MHz)	LISN Factor (dB)	Cable Loss (dB)	Reading (dBuV)	Emission Level (dBuV)	Limits (dBuV)	Margin (dB)	Remark
1	0.15000	0.21	9.88	33.20	43.29	56.00	12.71	Average
2	0.15000	0.21	9.88	49.67	59.76	66.00	6.24	QP
3	0.71715	0.23	9.89	22.60	32.72	46.00	13.28	Average
4	0.71715	0.23	9.89	34.31	44.43	56.00	11.57	QP
5	0.95595	0.24	9.89	25.50	35.63	46.00	10.37	Average
6	0.95595	0.24	9.89	34.28	44.41	56.00	11.59	QP
7	1.613	0.26	9.90	26.70	36.86	46.00	9.14	Average
8	1.613	0.26	9.90	34.47	44.63	56.00	11.37	QP
9	5.941	0.36	9.95	26.00	36.31	50.00	13.69	Average
10	5.941	0.36	9.95	39.22	49.53	60.00	10.47	QP
11	25.433	0.94	10.12	24.31	35.37	50.00	14.63	Average
12	25.433	0.94	10.12	39.44	50.50	60.00	9.50	QP

Remarks: 1. Emission Level=LISN Factor+Cable Loss (Include 10dB pulse limit) +Reading.
 2. If the average limit is met when using a quasi-peak detector, the EUT shall be deemed to meet both limits and measurement with average detector is unnecessary.

4. RADIATED EMISSION TEST

4.1. Test Equipment

4.1.1. For frequency range 30MHz~1000MHz

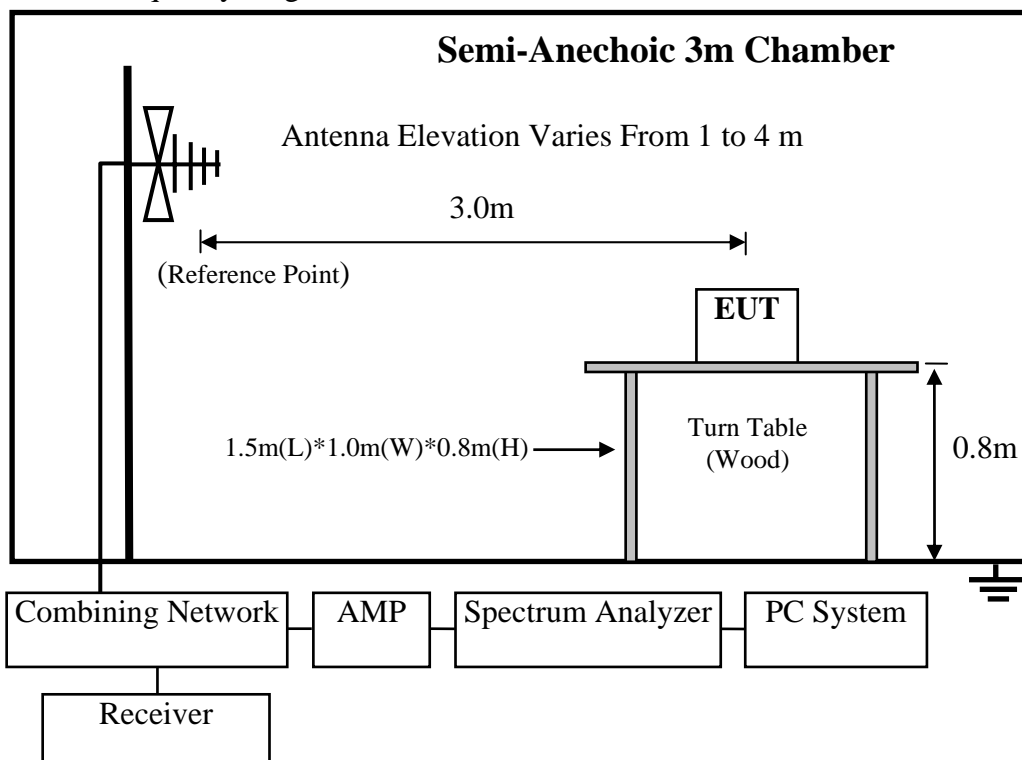
Item	Equipment	Manufacturer	Model No.	Serial No.	Last Cal.	Cal. Interval
1	3#Chamber	AUDIX	N/A	N/A	Dec.06, 10	1 Year
2	EMI Spectrum	Agilent	E4407B	MY41440292	May.08, 10	1 Year
3	Test Receiver	Rohde & Schwarz	ESVS10	834468/011	May.08, 10	1 Year
4	Amplifier	HP	8447D	2648A04738	May.08, 10	1 Year
5	Bilog Antenna	Schaffner	CBL6111C	2598	Oct.26, 10	1 Year
6	RF Cable	MIYAZAKI	8D-FB	3# Chamber No.1	May.08, 10	1 Year
7	Coaxial Switch	Anritsu	MP59B	M73989	May.08, 10	1 Year

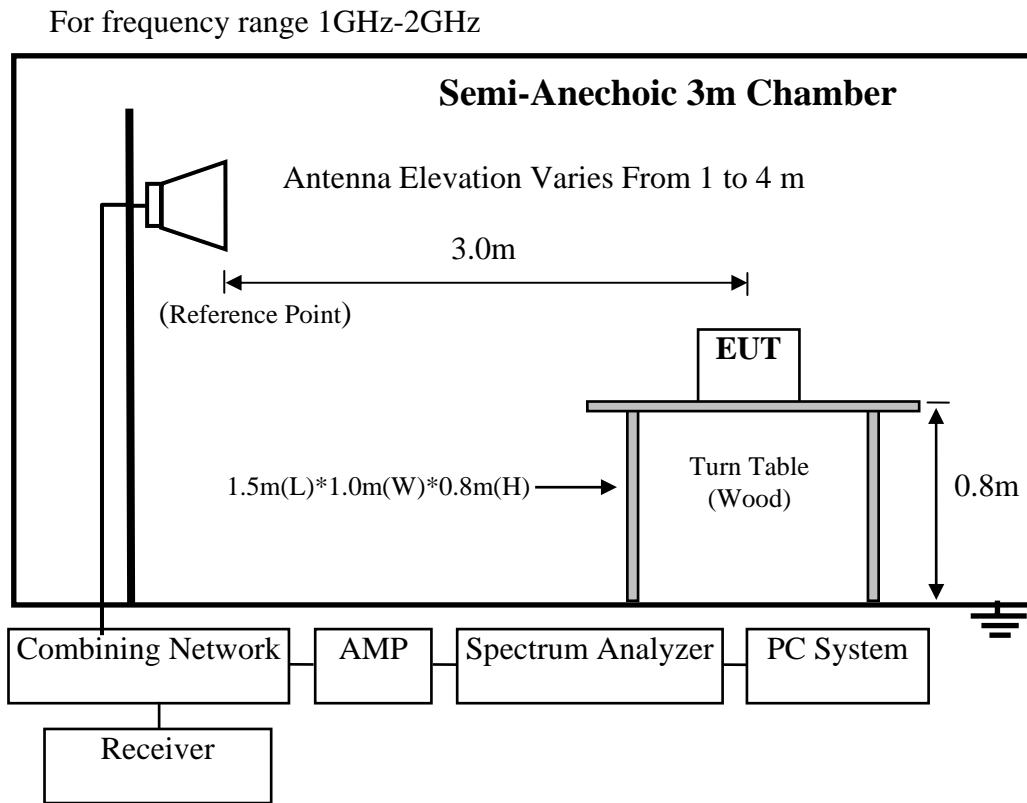
4.1.2. For frequency range 1GHz~2GHz

Item	Equipment	Manufacturer	Model No.	Serial No.	Last Cal.	Cal. Interval
1	Spectrum Analyzer	Agilent	E7405A	MY45116588	May.08, 10	1 Year
2	Horn Antenna	EMCO	3115	9607-4877	Nov.25, 09	1.5 Year
3	Amplifier	Agilent	8449B	3008A00863	May.08, 10	1 Year
4	RF Cable	Hubersuhner	SUCOFLEX102	28622/2	May.08, 10	1 Year
5	RF Cable	Hubersuhner	SUCOFLEX102	29091/2	May.08, 10	1 Year

4.2. Block Diagram of Test Setup

For frequency range 30MHz-1000MHz





4.3. Radiated Emission Limit

Frequency MHz	Distance (Meters)	Field Strengths Limits dB(μV)/m
30 ~ 88	3	40.0
88 ~ 216	3	43.5
216 ~ 960	3	46.0
960 ~ 1000	3	54.0
Above 1000	3	74(Peak)54(Average)

- Remark: (1) Emission level = Antenna Factor + Cable Loss + Reading
Emission level = Antenna Factor - Amp Factor + Cable Loss + Reading (above 1000MHz)
- (2) The smaller limit shall apply at the cross point between two frequency bands.
- (3) Distance is the distance in meters between the measuring instrument, antenna and the closest point of any part of the device or system.

4.4. EUT Configuration on Test

The configurations of EUT are listed in Section 3.4

4.5. Operating Condition of EUT

Same as Conducted Emission test that is listed in Section 3.5. except the test set up replaced by Section 4.2.

4.6. Test Procedure

The EUT was placed on a non-metallic table, 80 cm above the ground plane inside a semi-anechoic chamber. An antenna was located 3m from the EUT on an adjustable mast. A pre-scan was first performed in order to find prominent radiated emissions. For final emissions measurements at each frequency of interest, the EUT were rotated and the antenna height was varied between 1m and 4m in order to maximize the emission. Measurements in both horizontal and vertical polarities were made and the data was recorded. In order to find the maximum emission, the relative positions of equipments and all of the interface cables were changed according to ANSI C63.4-2003 on Radiated Emission test.

The bandwidth of the EMI test receiver (R&S ESVS10) is set at 120kHz for frequency range from 30MHz to 1000 MHz.

The bandwidth of the Spectrum's RBW is set at 1MHz and VBW is set at 3MHz for peak emissions measurement above 1GHz and 1MHz RBW, 10Hz VBW for average emissions measure above 1GHz.

4.7. Radiated Disturbance Test Results

PASS. (All emissions not reported below are too low against the prescribed limits.)

EUT: LCD TV Model No. : L26HDF12TA

For frequency range 30MHz~1000MHz

The EUT with the following test modes were tested and selected to read Q.P values, all the test results are listed in next pages.

Test Date: Mar.18, 2011 Temperature: 24°C Humidity: 56%

The details of test modes are as follows :

NO.	Test Mode	Resolution & Frequency	Reference Test Data No.	
			Horizontal	Vertical
1.	VGA	640*480 @60Hz	#48	#47
2.		800*600 @ 60Hz	#45	#46
3.		1024*768 @60Hz	#44	#43
4. ※	HDMI 1	1080P	#37	#38
5.	HDMI 2	1080P	#40	#39
6.	HDMI 3	1080P	#41	#42

(※ Worst test mode)

For frequency range 1GHz~2GHz

The EUT with below test mode were measured within Anechoic Chamber and the test results listed in next pages

Note: For all the emissions above 1GHz, the peak measured level comply with peak limit, so the average level were deemed to comply with average limit.

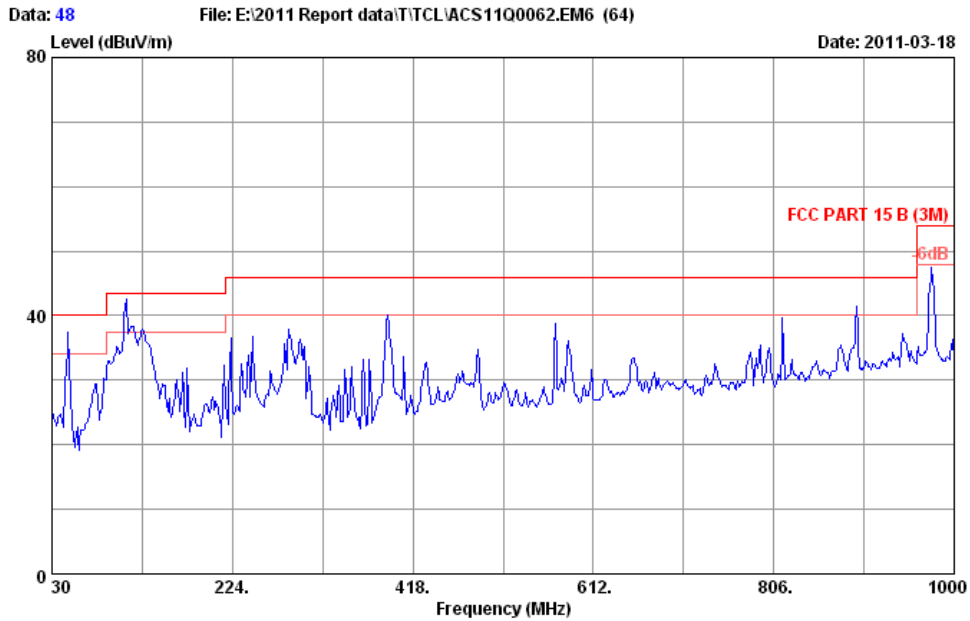
Test Date: Mar.18, 2011

Temperature: 24°C

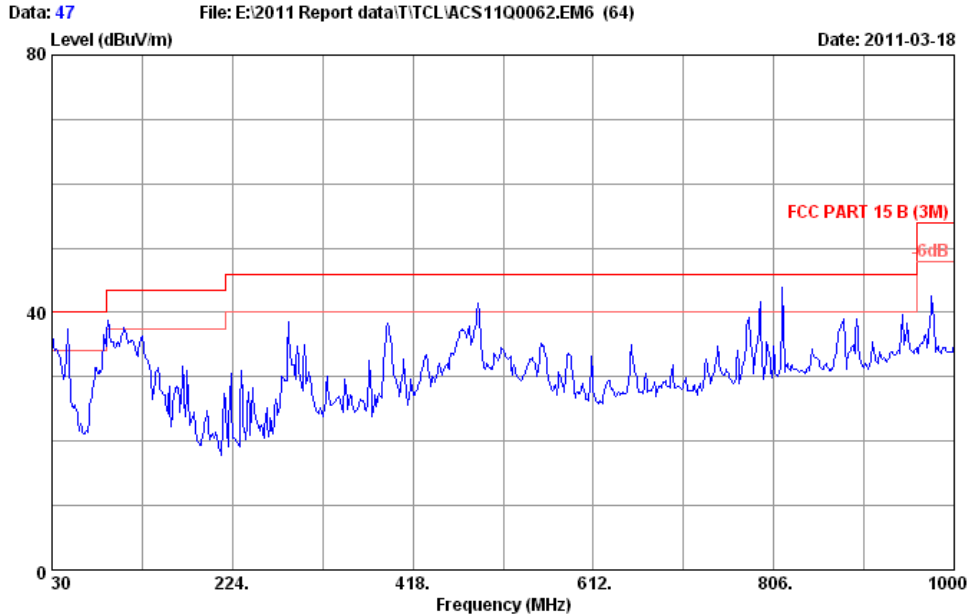
Humidity: 56%

NO.	Test Mode	Resolution & Frequency	Reference Test Data No.	
			Horizontal	Vertical
1.	VGA	1024*768 @60Hz	#51, #52	#49, #50
2.	HDMI 1	1080P	#53, #54	#55, #56
3.	HDMI 2	1080P	#57, #58	#59, #60
4.	HDMI 3	1080P	#63, #64	#61, #62

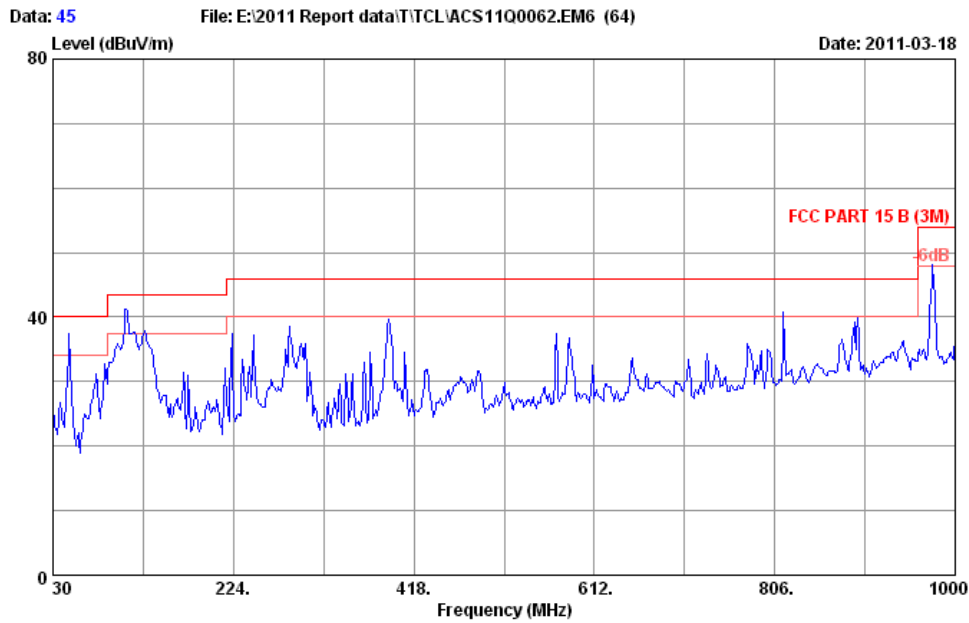
30MHz~1000MHz



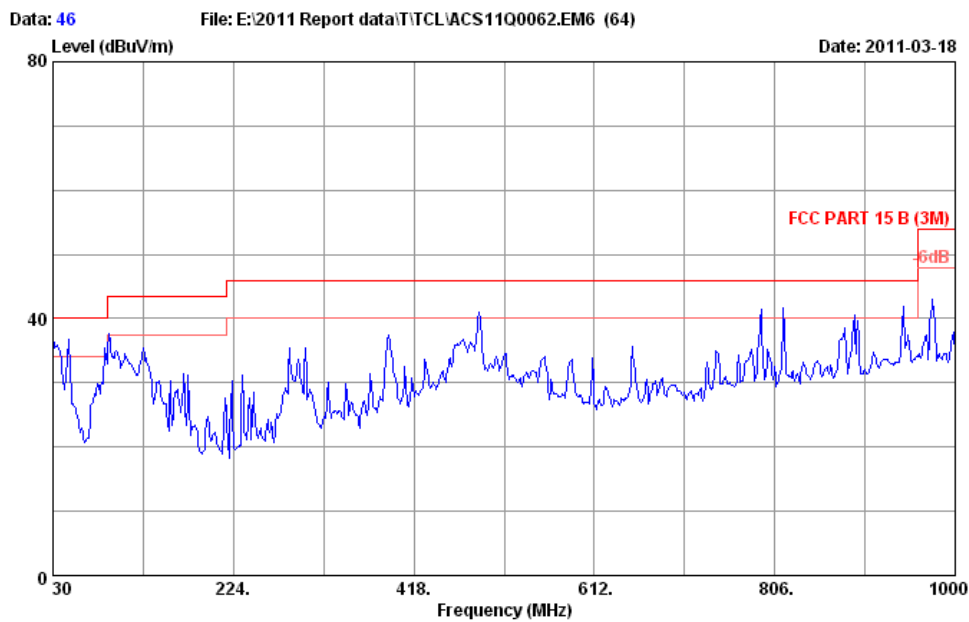
Site no. : 3m Chamber	Data no. : 48
Dis. / Ant. : 3m 2010 CBL6111C	Ant. pol. : HORIZONTAL
Limit : FCC PART 15 B (3M)	
Env. / Ins. : 24°C/56%	Engineer : Cary Luo
EUT : LCD TV M/N:L26HDF12TA	
Power rating : AC 120V/60Hz	
Test Mode : Running "H" Pattern And 1KHz Playing	
VGA:640*480@60Hz	



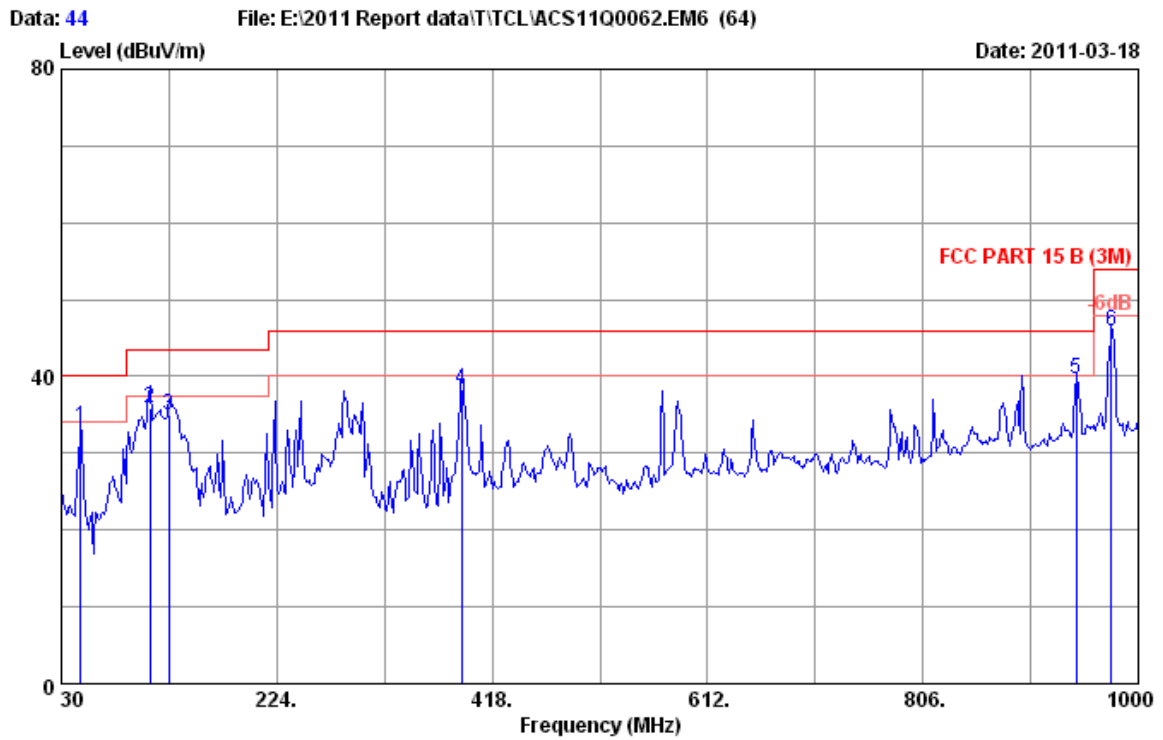
Site no. : 3m Chamber	Data no. : 47
Dis. / Ant. : 3m 2010 CBL6111C	Ant. pol. : VERTICAL
Limit : FCC PART 15 B (3M)	
Env. / Ins. : 24°C/56%	Engineer : Cary Luo
EUT : LCD TV M/N:L26HDF12TA	
Power rating : AC 120V/60Hz	
Test Mode : Running "H" Pattern And 1KHz Playing	
VGA:640*480@60Hz	



Site no. : 3m Chamber	Data no. : 45
Dis. / Ant. : 3m 2010 CBL6111C	Ant. pol. : HORIZONTAL
Limit : FCC PART 15 B (3M)	
Env. / Ins. : 24°C/56%	Engineer : Cary Luo
EUT : LCD TV M/N:L26HDF12TA	
Power rating : AC 120V/60Hz	
Test Mode : Running "H" Pattern And 1KHz Playing	
VGA:800*600@60Hz	



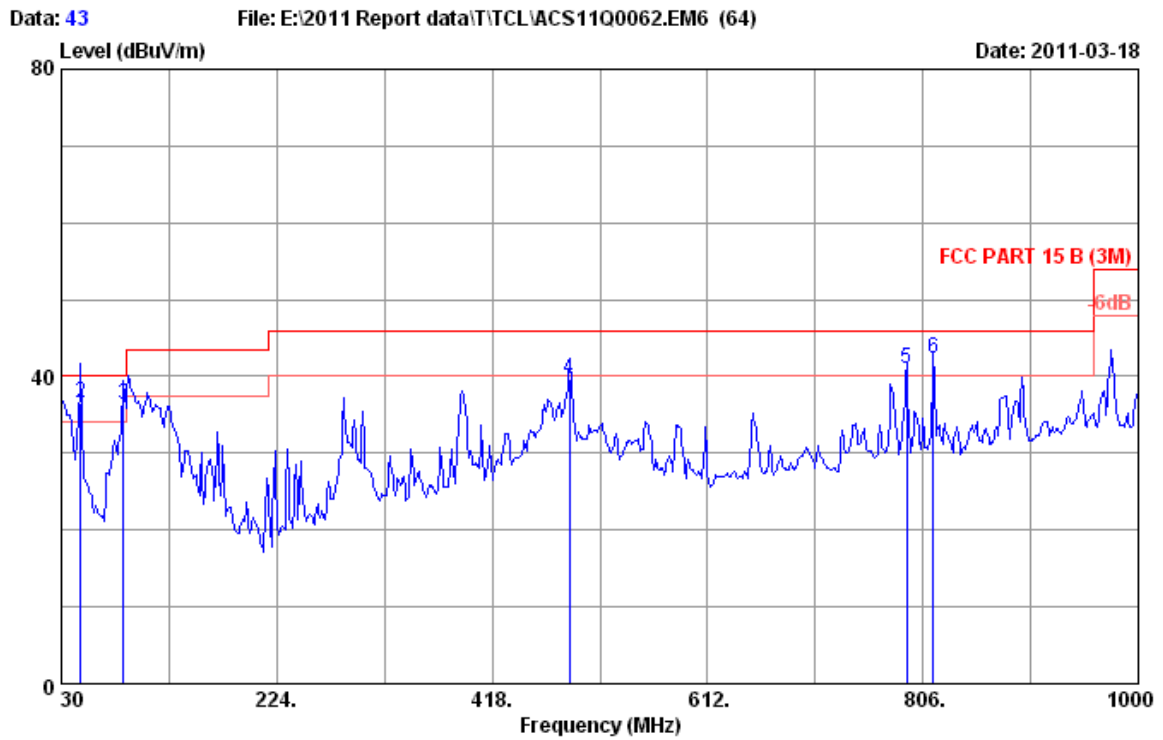
Site no. : 3m Chamber	Data no. : 46
Dis. / Ant. : 3m 2010 CBL6111C	Ant. pol. : VERTICAL
Limit : FCC PART 15 B (3M)	
Env. / Ins. : 24°C/56%	Engineer : Cary Luo
EUT : LCD TV M/N:L26HDF12TA	
Power rating : AC 120V/60Hz	
Test Mode : Running "H" Pattern And 1KHz Playing	
VGA:800*600@60Hz	



Site no. : 3m Chamber Data no. : 44
 Dis. / Ant. : 3m 2010 CBL6111C Ant. pol. : HORIZONTAL
 Limit : FCC PART 15 B (3M)
 Env. / Ins. : 24°C/56% Engineer : Cary Luo
 EUT : LCD TV M/N:L26HDF12TA
 Power rating : AC 120V/60Hz
 Test Mode : Running "H" Pattern And 1KHz Playing
 VGA:1024*768@60Hz

No.	Freq. (MHz)	Ant. Factor (dB/m)	Cable Loss (dB)	Emission Reading (dBuV)	Emission Level (dBuV/m)	Limits (dBuV/m)	Margin (dB)	Remark
1	47.460	10.55	0.76	22.21	33.52	40.00	6.48	QP
2	109.540	11.40	1.12	23.27	35.79	43.50	7.71	QP
3	127.000	12.14	1.13	21.68	34.95	43.50	8.55	QP
4	390.840	16.31	2.87	19.10	38.28	46.00	7.72	QP
5	943.740	23.92	5.37	10.30	39.59	46.00	6.41	QP
6	975.750	24.02	5.49	16.36	45.87	54.00	8.13	QP

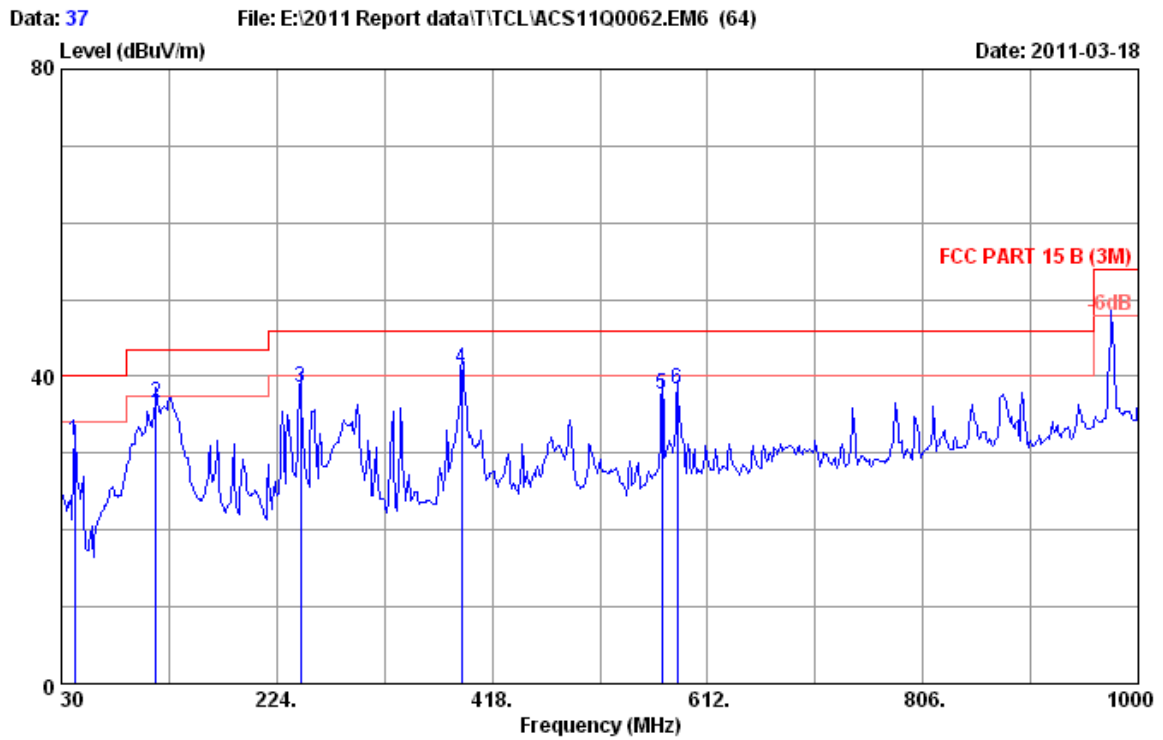
Remarks: 1. Emission Level= Antenna Factor + Cable Loss + Reading.
 2. The emission levels that are 20dB below the official limit are not reported.



Site no. : 3m Chamber Data no. : 43
 Dis. / Ant. : 3m 2010 CBL6111C Ant. pol. : VERTICAL
 Limit : FCC PART 15 B (3M)
 Env. / Ins. : 24°C/56% Engineer : Cary Luo
 EUT : LCD TV M/N:L26HDF12TA
 Power rating : AC 120V/60Hz
 Test Mode : Running "H" Pattern And 1KHz Playing
 VGA:1024*768@60Hz

No.	Freq. (MHz)	Ant. Factor (dB/m)	Cable Loss (dB)	Reading (dBUV)	Emission Level (dBUV/m)	Limits (dBUV/m)	Margin (dB)	Remark
1	30.000	20.00	0.61	14.32	34.93	40.00	5.07	QP
2	47.460	10.55	0.76	25.34	36.65	40.00	3.35	QP
3	86.260	8.54	1.03	26.80	36.37	40.00	3.63	QP
4	487.840	18.18	3.47	18.06	39.71	46.00	6.29	QP
5	791.450	22.09	4.87	13.96	40.92	46.00	5.08	QP
6	815.700	22.12	4.95	15.22	42.29	46.00	3.71	QP

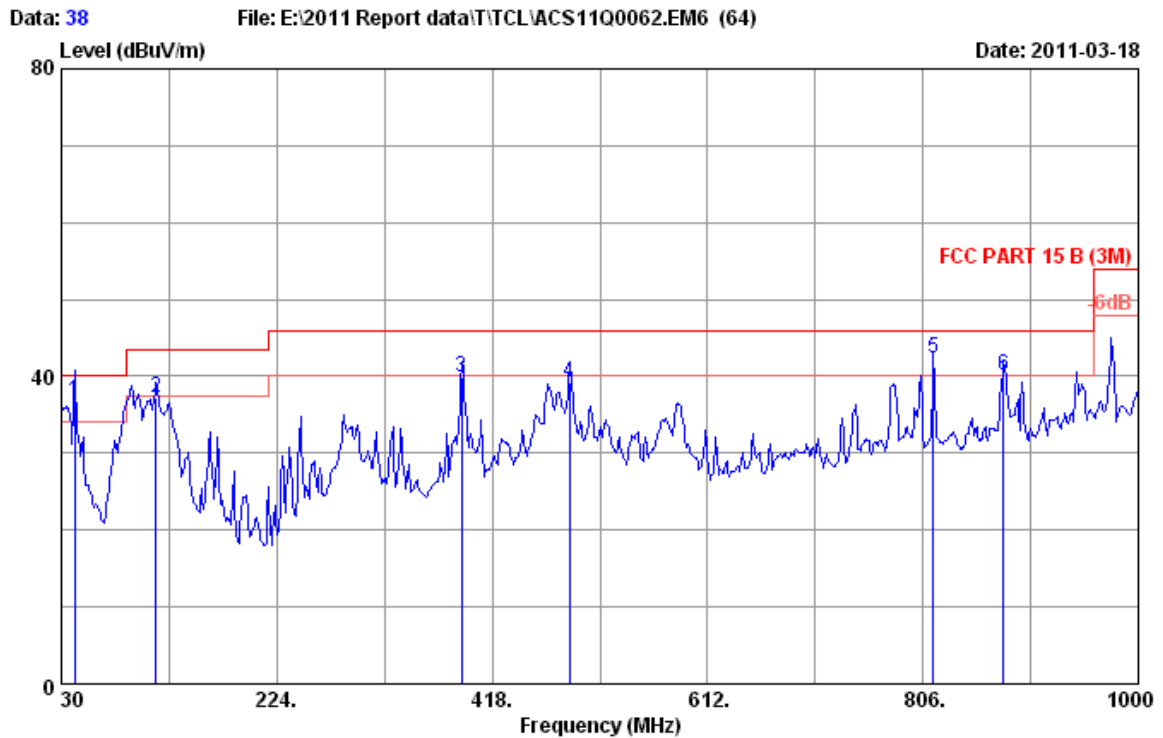
Remarks: 1. Emission Level= Antenna Factor + Cable Loss + Reading.
 2. The emission levels that are 20dB below the official limit are not reported.



Site no. : 3m Chamber Data no. : 37
 Dis. / Ant. : 3m 2010 CBL6111C Ant. pol. : HORIZONTAL
 Limit : FCC PART 15 B (3M)
 Env. / Ins. : 24°C/56% Engineer : Cary Luo
 EUT : LCD TV M/N:L26HDF12TA
 Power rating : AC 120V/60Hz
 Test Mode : Running "H" Pattern And 1KHz Playing
 HDMI1:1080P

No.	Freq. (MHz)	Ant. Factor (dB/m)	Cable Loss (dB)	Reading (dBuV)	Emission Level (dBuV/m)	Limits (dBuV/m)	Margin (dB)	Remark
1	41.640	13.42	0.71	17.55	31.68	40.00	8.32	QP
2	115.360	11.70	1.13	23.76	36.59	43.50	6.91	QP
3	245.340	12.20	2.13	24.22	38.55	46.00	7.45	QP
4	390.840	16.31	2.87	21.93	41.11	46.00	4.89	QP
5	571.260	19.69	3.95	14.11	37.75	46.00	8.25	QP
6	584.840	19.70	4.03	14.67	38.40	46.00	7.60	QP

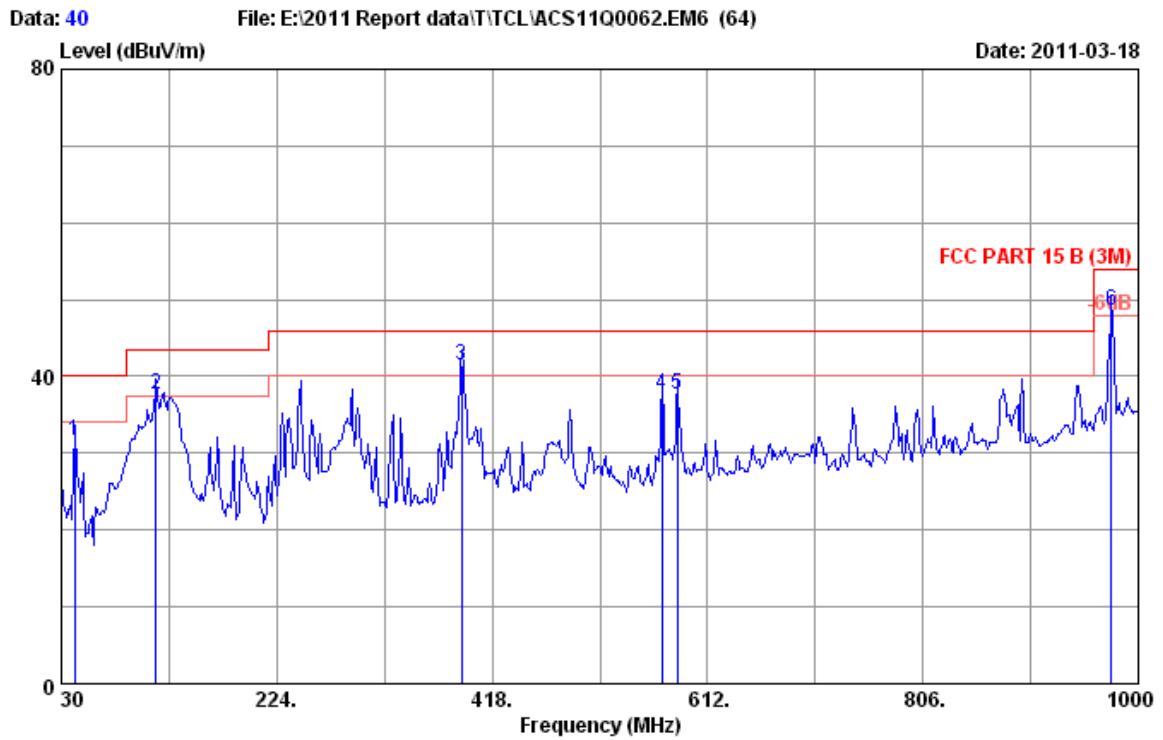
Remarks: 1. Emission Level= Antenna Factor + Cable Loss + Reading.
 2. The emission levels that are 20dB below the official limit are not reported.



Site no. : 3m Chamber Data no. : 38
 Dis. / Ant. : 3m 2010 CBL6111C Ant. pol. : VERTICAL
 Limit : FCC PART 15 B (3M)
 Env. / Ins. : 24°C/56% Engineer : Cary Luo
 EUT : LCD TV M/N:L26HDF12TA
 Power rating : AC 120V/60Hz
 Test Mode : Running "H" Pattern And 1KHz Playing
 HDMI1:1080P

No.	Freq. (MHz)	Ant. Factor (dB/m)	Cable Loss (dB)	Reading (dBUV)	Emission Level (dBUV/m)	Limits (dBUV/m)	Margin (dB)	Remark
1	41.640	13.42	0.71	22.63	36.76	40.00	3.24	QP
2	115.360	11.70	1.13	24.48	37.31	43.50	6.19	QP
3	390.840	16.31	2.87	20.75	39.93	46.00	6.07	QP
4	487.840	18.18	3.47	17.60	39.25	46.00	6.75	QP
5	815.700	22.12	4.95	15.19	42.26	46.00	3.74	QP
6	878.750	22.80	5.14	12.11	40.05	46.00	5.95	QP

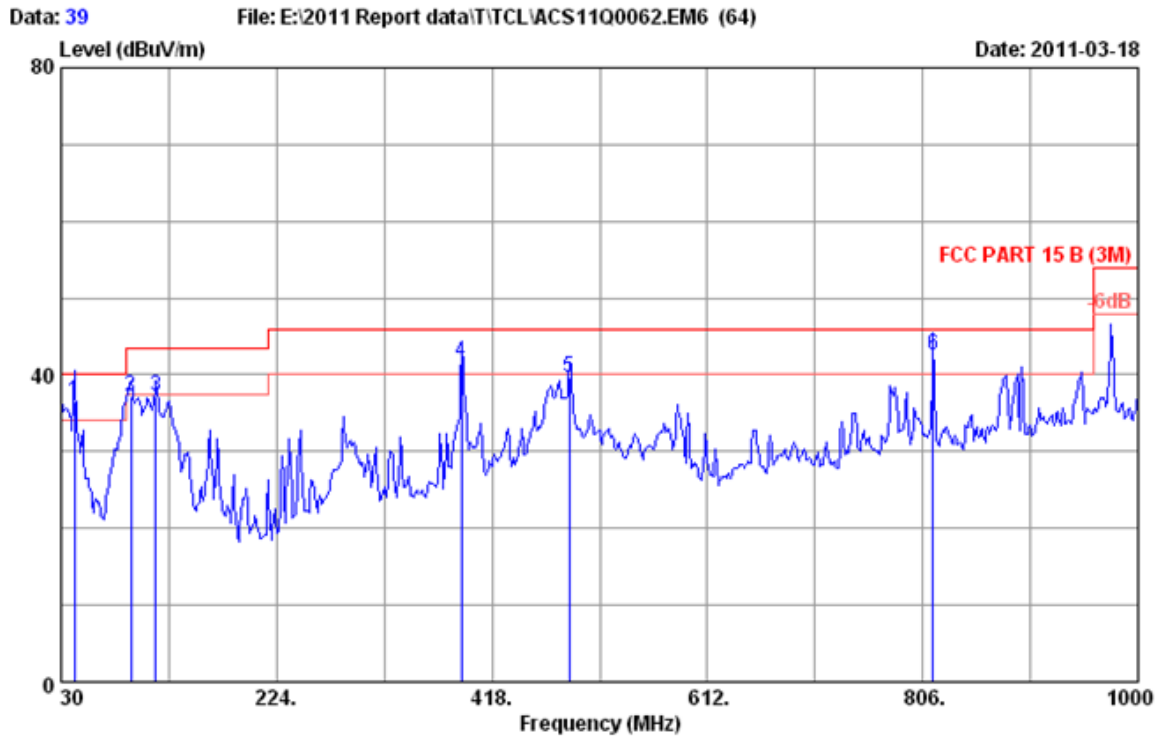
Remarks: 1. Emission Level= Antenna Factor + Cable Loss + Reading.
 2. The emission levels that are 20dB below the official limit are not reported.



Site no. : 3m Chamber Data no. : 40
 Dis. / Ant. : 3m 2010 CBL6111C Ant. pol. : HORIZONTAL
 Limit : FCC PART 15 B (3M)
 Env. / Ins. : 24°C/56% Engineer : Cary Luo
 EUT : LCD TV M/N:L26HDF12TA
 Power rating : AC 120V/60Hz
 Test Mode : Running "H" Pattern And 1KHz Playing
 HDMI2:1080P

No.	Freq. (MHz)	Ant. Factor (dB/m)	Cable Loss (dB)	Reading (dBuV)	Emission Level (dBuV/m)	Limits (dBuV/m)	Margin (dB)	Remark
1	41.640	13.42	0.71	17.60	31.73	40.00	8.27	QP
2	115.360	11.70	1.13	24.73	37.56	43.50	5.94	QP
3	390.840	16.31	2.87	22.32	41.50	46.00	4.50	QP
4	571.260	19.69	3.95	14.04	37.68	46.00	8.32	QP
5	584.840	19.70	4.03	13.99	37.72	46.00	8.28	QP
6	975.750	24.02	5.49	19.07	48.58	54.00	5.42	QP

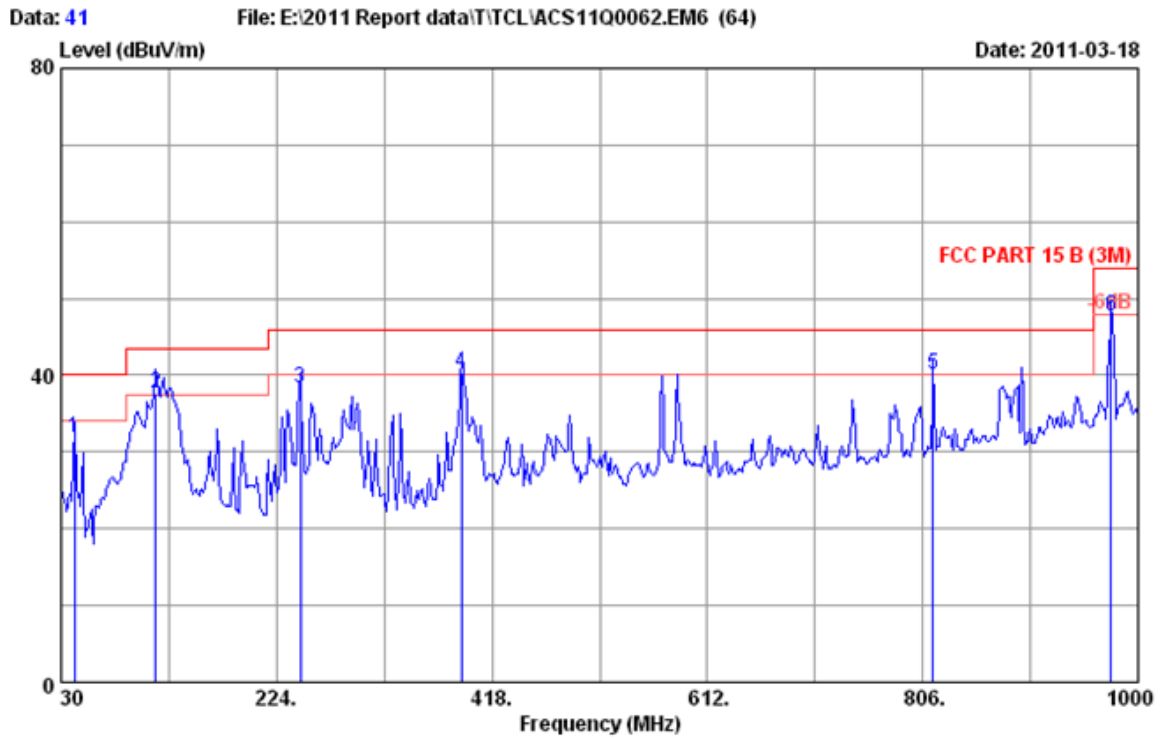
Remarks: 1. Emission Level= Antenna Factor + Cable Loss + Reading.
 2. The emission levels that are 20dB below the official limit are not reported.



Site no. : 3m Chamber	Data no. : 39
Dis. / Ant. : 3m 2010 CBL6111C	Ant. pol. : VERTICAL
Limit : FCC PART 15 B (3M)	
Env. / Ins. : 24°C/56%	Engineer : Cary Luo
EUT : LCD TV M/N:L26HDF12TA	
Power rating : AC 120V/60Hz	
Test Mode : Running "H" Pattern And 1KHz Playing	
HDMI2:1080P	

No.	Freq. (MHz)	Ant. Factor (dB/m)	Cable Loss (dB)	Reading (dBUV)	Emission Level (dBUV/m)	Limits (dBUV/m)	Margin (dB)	Remark
1	41.640	13.42	0.71	22.39	36.52	40.00	3.48	QP
2	93.050	9.46	1.07	26.78	37.31	43.50	6.19	QP
3	115.360	11.70	1.13	24.36	37.19	43.50	6.31	QP
4	390.840	16.31	2.87	22.44	41.62	46.00	4.38	QP
5	487.840	18.18	3.47	18.03	39.68	46.00	6.32	QP
6	815.700	22.12	4.95	15.39	42.46	46.00	3.54	QP

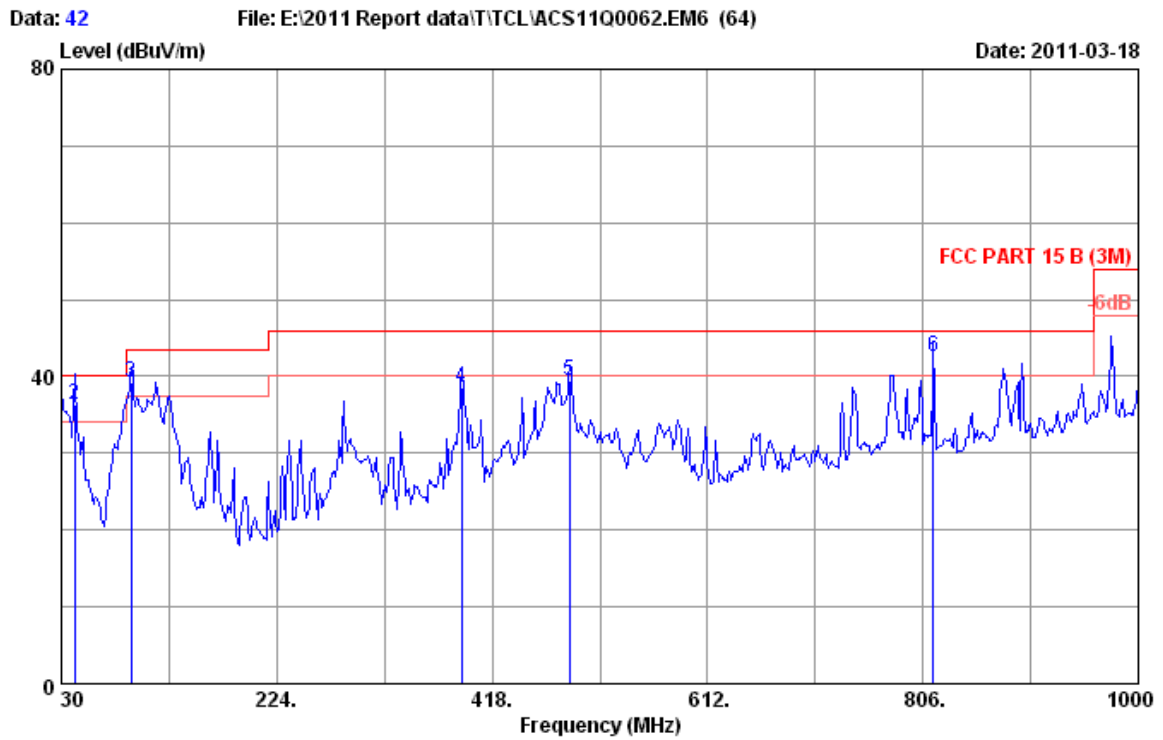
Remarks: 1. Emission Level= Antenna Factor + Cable Loss + Reading.
 2. The emission levels that are 20dB below the official limit are not reported.



Site no. : 3m Chamber Data no. : 41
 Dis. / Ant. : 3m 2010 CBL6111C Ant. pol. : HORIZONTAL
 Limit : FCC PART 15 B (3M)
 Env. / Ins. : 24°C/56% Engineer : Cary Luo
 EUT : LCD TV M/N:L26HDF12TA
 Power rating : AC 120V/60Hz
 Test Mode : Running "H" Pattern And 1KHz Playing
 HDMI3:1080P

No.	Freq. (MHz)	Ant. Factor (dB/m)	Cable Loss (dB)	Emission Reading (dBuV)	Emission Level (dBuV/m)	Limits (dBuV/m)	Margin (dB)	Remark
1	41.640	13.42	0.71	17.80	31.93	40.00	8.07	QP
2	115.360	11.70	1.13	24.90	37.73	43.50	5.77	QP
3	245.340	12.20	2.13	24.09	38.42	46.00	7.58	QP
4	390.840	16.31	2.87	21.26	40.44	46.00	5.56	QP
5	815.700	22.12	4.95	12.93	40.00	46.00	6.00	QP
6	975.750	24.02	5.49	18.21	47.72	54.00	6.28	QP

Remarks: 1. Emission Level= Antenna Factor + Cable Loss + Reading.
 2. The emission levels that are 20dB below the official limit are not reported.



Site no. : 3m Chamber Data no. : 42
 Dis. / Ant. : 3m 2010 CBL6111C Ant. pol. : VERTICAL
 Limit : FCC PART 15 B (3M)
 Env. / Ins. : 24°C/56% Engineer : Cary Luo
 EUT : LCD TV M/N:L26HDF12TA
 Power rating : AC 120V/60Hz
 Test Mode : Running "H" Pattern And 1KHz Playing
 HDMI3:1080P

No.	Freq. (MHz)	Ant. Factor (dB/m)	Cable Loss (dB)	Reading (dBUV)	Emission Level (dBUV/m)	Limits (dBUV/m)	Margin (dB)	Remark
1	30.000	20.00	0.61	14.14	34.75	40.00	5.25	QP
2	41.640	13.42	0.71	22.29	36.42	40.00	3.58	QP
3	93.050	9.46	1.07	28.74	39.27	43.50	4.23	QP
4	390.840	16.31	2.87	19.29	38.47	46.00	7.53	QP
5	487.840	18.18	3.47	17.69	39.34	46.00	6.66	QP
6	815.700	22.12	4.95	15.57	42.64	46.00	3.36	QP

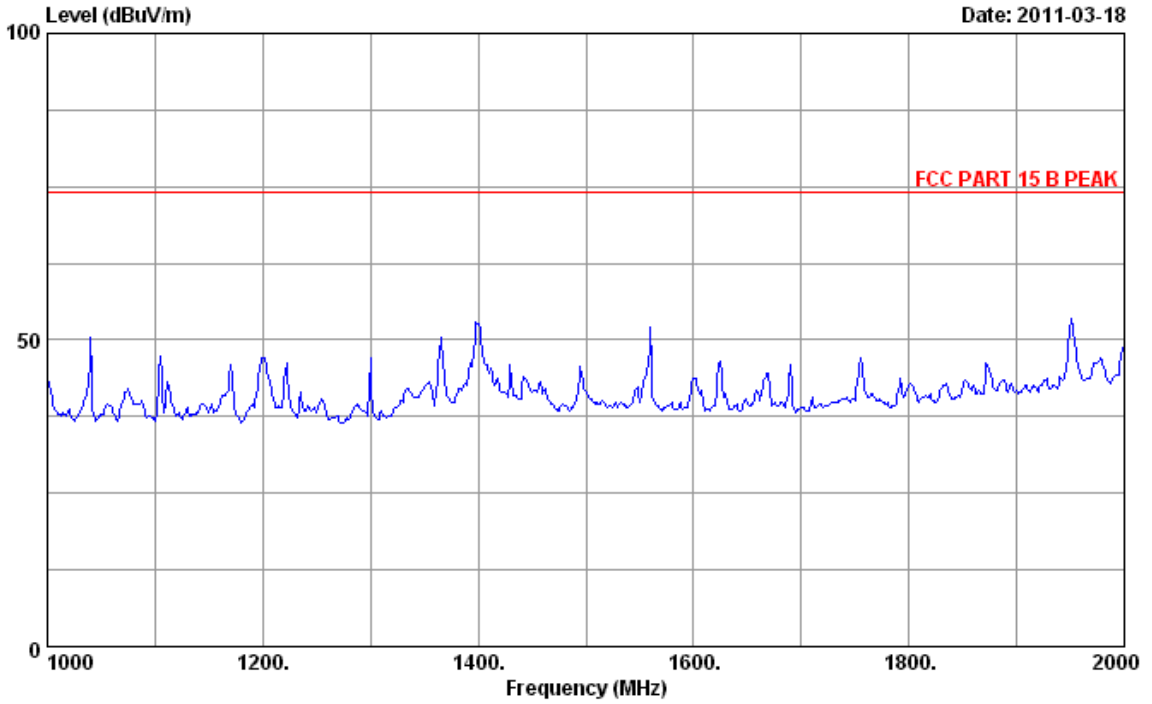
Remarks: 1. Emission Level= Antenna Factor + Cable Loss + Reading.
 2. The emission levels that are 20dB below the official limit are not reported.

1GHz~2GHz

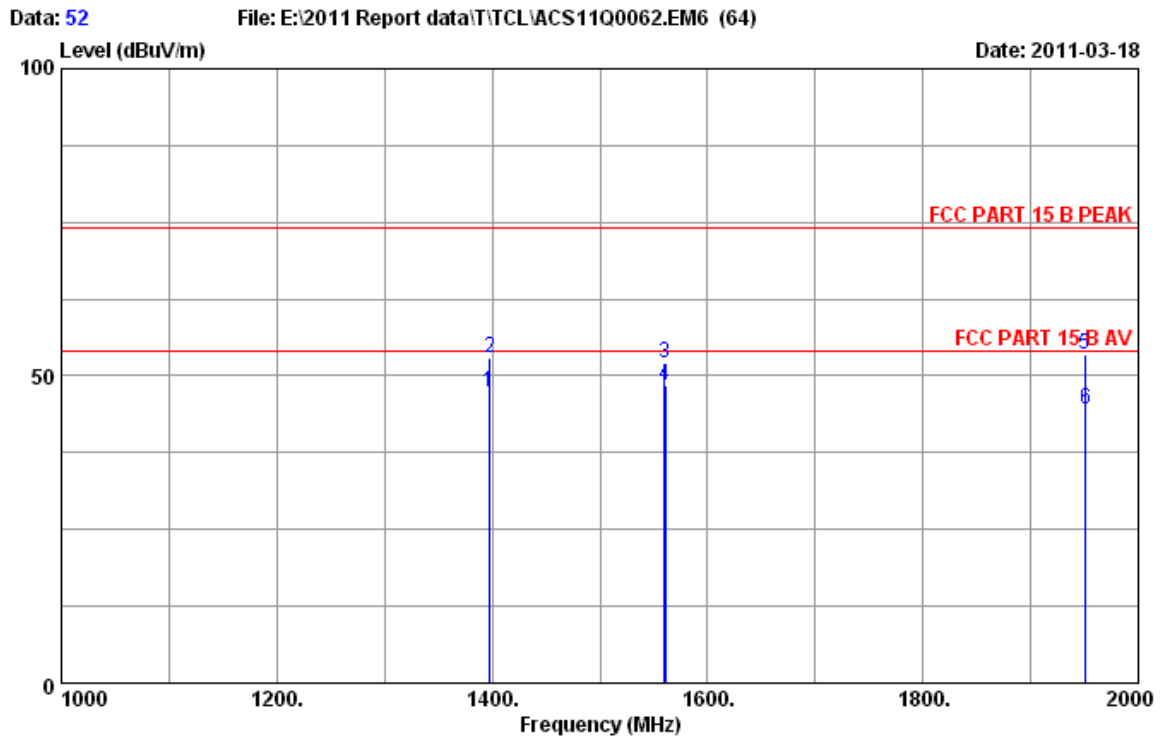
Data: 51

File: E:\2011 Report data\TCL\ACS11Q0062.EM6 (64)

Date: 2011-03-18



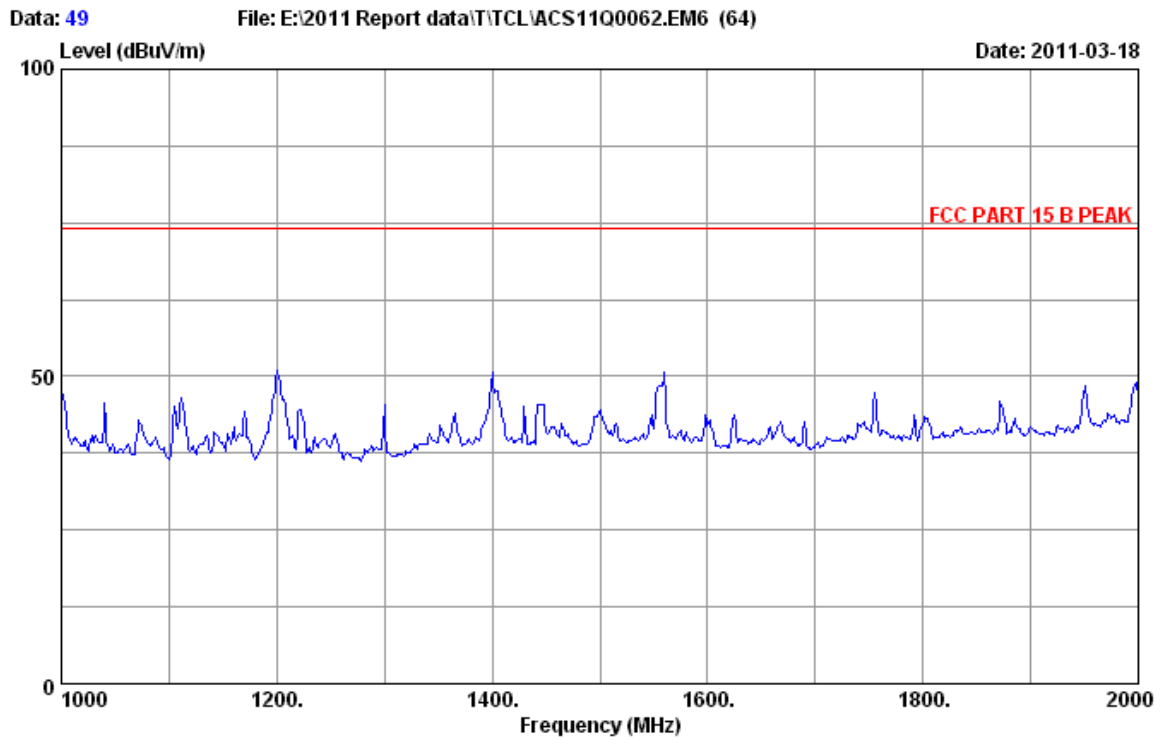
Site no.	: 3m Chamber	Data no.	: 51
Dis. / Ant.	: 3m 2009 3115	Ant. pol.	: HORIZONTAL
Limit	: FCC PART 15 B PEAK		
Env. / Ins.	: 24°C/56%	Engineer	: Cary Luo
EUT	: LCD TV M/N:L26HDF12TA		
Power Rating	: AC 120V/60Hz		
Test Mode	: Running "H" Pattern And 1KHz Playing		
	VGA:1024*768@60Hz		



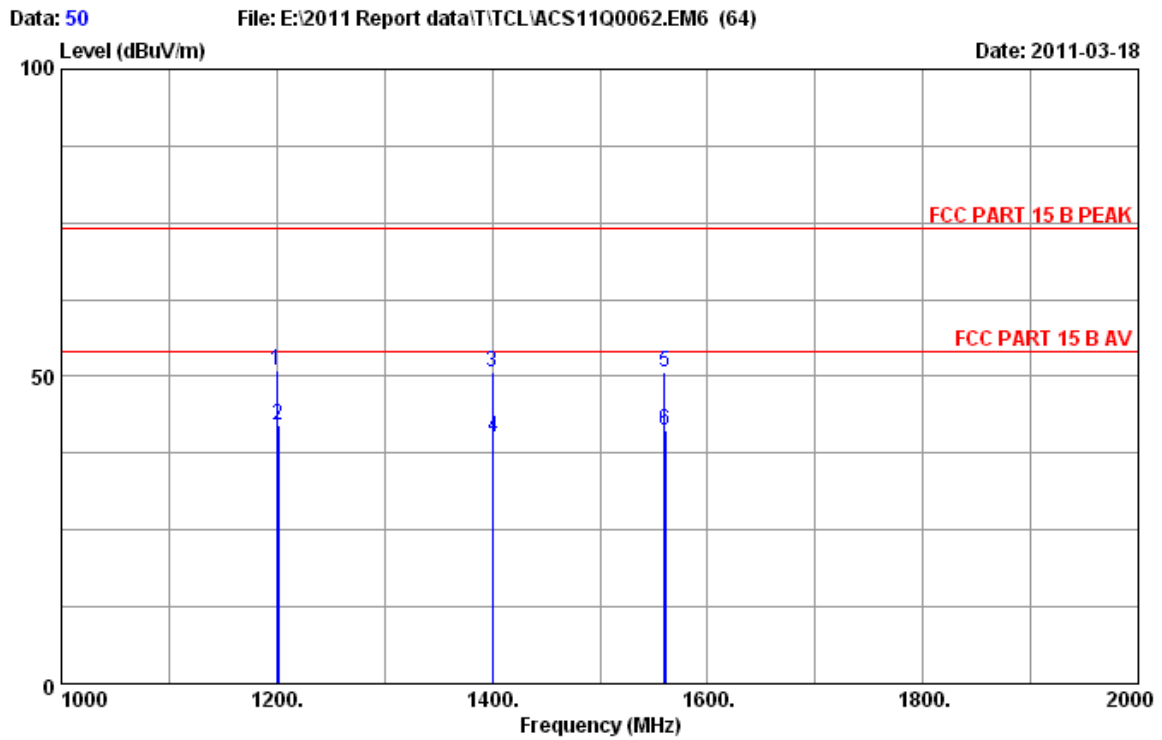
Site no. : 3m Chamber Data no. : 52
 Dis. / Ant. : 3m 2009 3115 Ant. pol. : HORIZONTAL
 Limit : FCC PART 15 B PEAK
 Env. / Ins. : 24°C/56% Engineer : Cary Luo
 EUT : LCD TV M/N:L26HDF12TA
 Power Rating : AC 120V/60Hz
 Test Mode : Running "H" Pattern And 1KHz Playing
 VGA:1024*768@60Hz

No.	Freq. (MHz)	Ant. Factor (dB/m)	Cable Loss (dB)	AMP factor (dBuV)	Reading (dBuV/m)	Emission Level (dBuV/m)	Limits (dB)	Margin (dB)	Remark
1	1397.120	25.24	4.49	35.66	53.35	47.42	54.00	6.58	Average
2	1398.000	25.24	4.49	35.66	58.98	53.05	74.00	20.95	Peak
3	1560.000	25.35	4.72	35.27	57.24	52.04	74.00	21.96	Peak
4	1560.830	25.35	4.72	35.27	53.68	48.48	54.00	5.52	Average
5	1950.000	26.19	5.26	34.23	56.15	53.37	74.00	20.63	Peak
6	1951.060	26.19	5.26	34.23	47.36	44.58	54.00	9.42	Average

Remarks: 1. Emission Level= Antenna Factor + Cable Loss + Reading - Amp Factor
 2. The emission levels that are 20dB below the official limit are not reported.



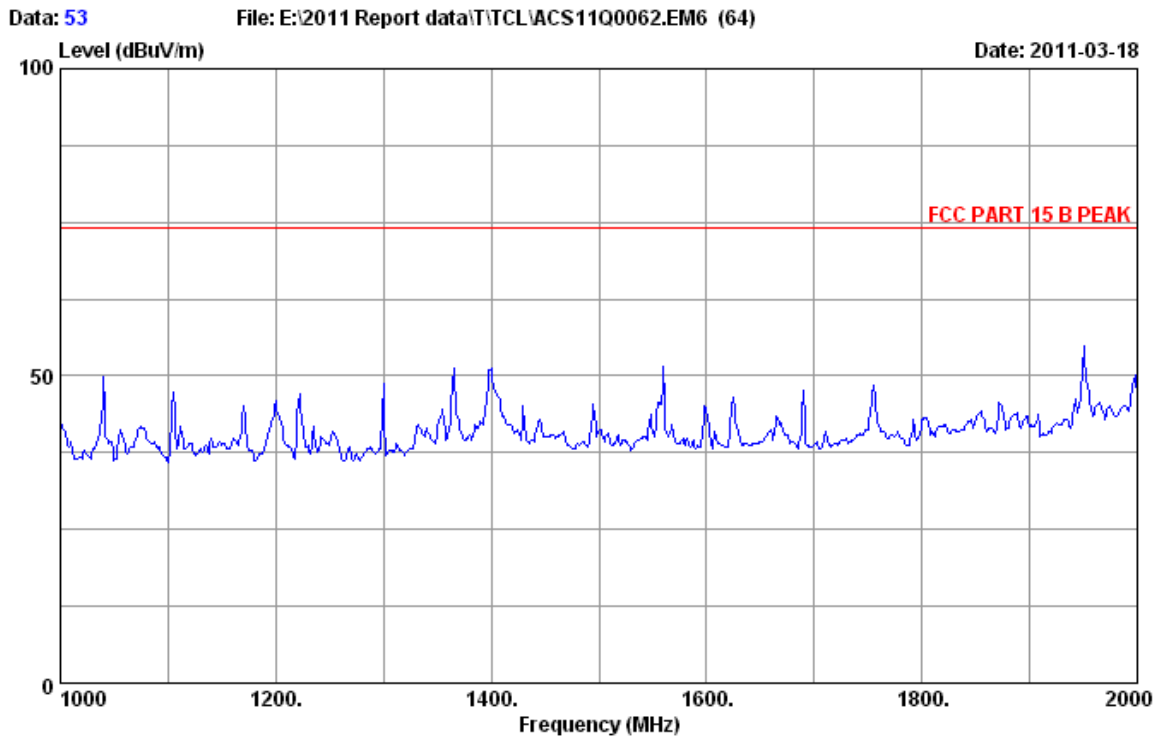
Site no.	: 3m Chamber	Data no.	: 49
Dis. / Ant.	: 3m 2009 3115	Ant. pol.	: VERTICAL
Limit	: FCC PART 15 B PEAK		
Env. / Ins.	: 24°C/56%	Engineer	: Cary Luo
EUT	: LCD TV M/N:L26HDF12TA		
Power Rating	: AC 120V/60Hz		
Test Mode	: Running "H" Pattern And 1KHz Playing		
	VGA:1024*768@60Hz		



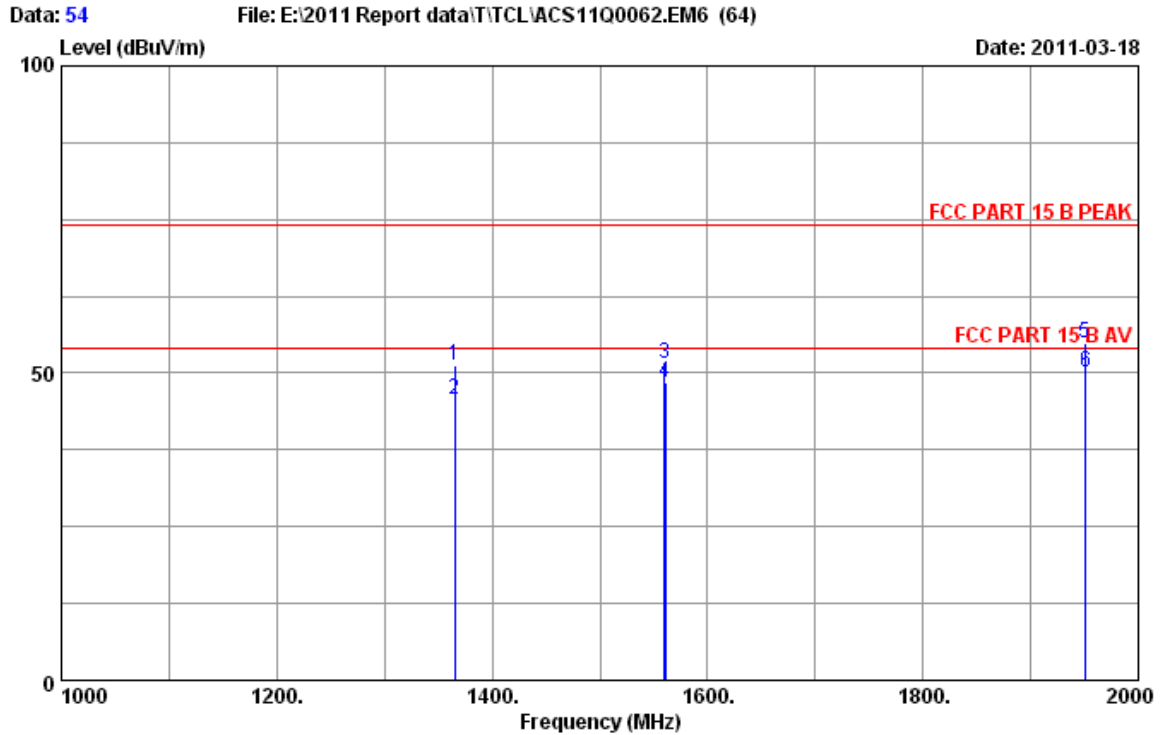
Site no. : 3m Chamber Data no. : 50
 Dis. / Ant. : 3m 2009 3115 Ant. pol. : VERTICAL
 Limit : FCC PART 15 B PEAK
 Env. / Ins. : 24°C/56% Engineer : Cary Luo
 EUT : LCD TV M/N:L26HDF12TA
 Power Rating : AC 120V/60Hz
 Test Mode : Running "H" Pattern And 1KHz Playing
 VGA:1024*768@60Hz

No.	Freq. (MHz)	Ant. Factor (dB/m)	Cable Loss (dB)	AMP factor (dBUV)	Reading (dBUV/m)	Emission Level (dBUV/m)	Limits (dB)	Margin (dB)	Remark
1	1200.000	25.32	4.24	36.18	57.47	50.85	74.00	23.15	Peak
2	1201.150	25.32	4.24	36.18	48.68	42.06	54.00	11.94	Average
3	1400.000	25.23	4.52	35.66	56.65	50.74	74.00	23.26	Peak
4	1400.930	25.23	4.52	35.66	46.05	40.14	54.00	13.86	Average
5	1560.000	25.35	4.72	35.27	55.78	50.58	74.00	23.42	Peak
6	1561.020	25.35	4.72	35.27	46.53	41.33	54.00	12.67	Average

Remarks: 1. Emission Level= Antenna Factor + Cable Loss + Reading - Amp Factor
 2. The emission levels that are 20dB below the official limit are not reported.



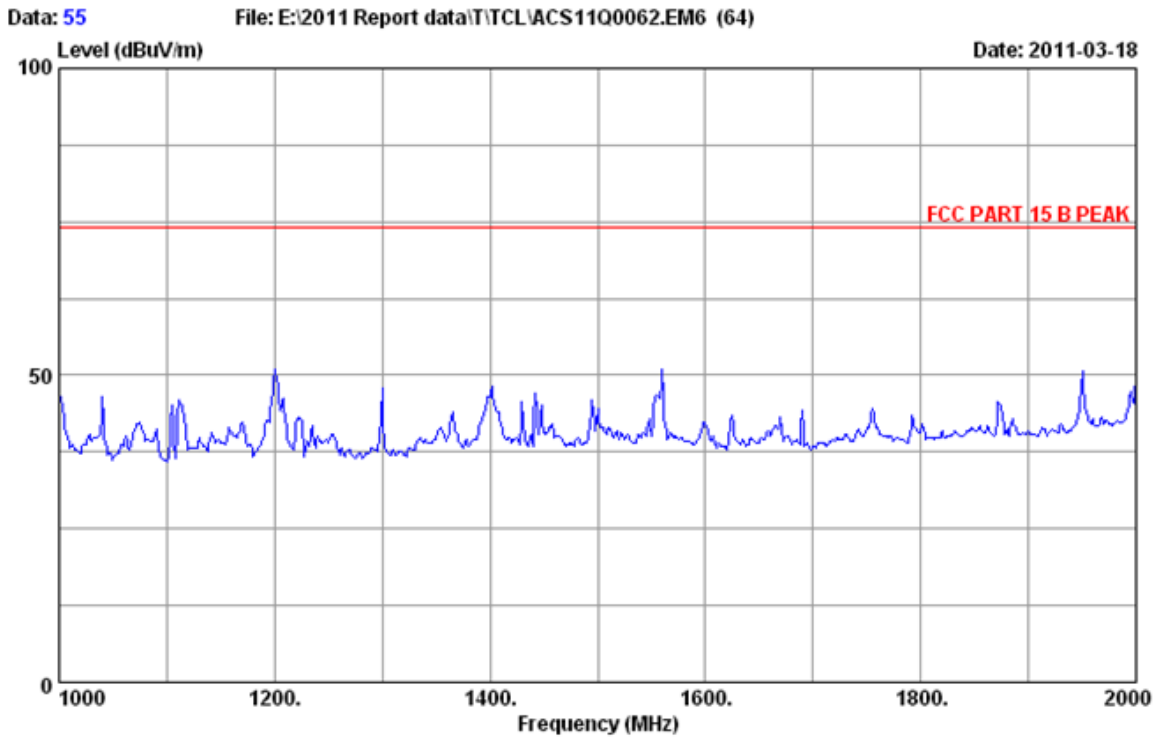
Site no.	: 3m Chamber	Data no.	: 53
Dis. / Ant.	: 3m 2009 3115	Ant. pol.	: HORIZONTAL
Limit	: FCC PART 15 B PEAK		
Env. / Ins.	: 24°C/56%	Engineer	: Cary Luo
EUT	: LCD TV M/N:L26HDF12TA		
Power Rating	: AC 120V/60Hz		
Test Mode	: Running "H" Pattern And 1KHz Playing		
	: HDMI1:1080P		



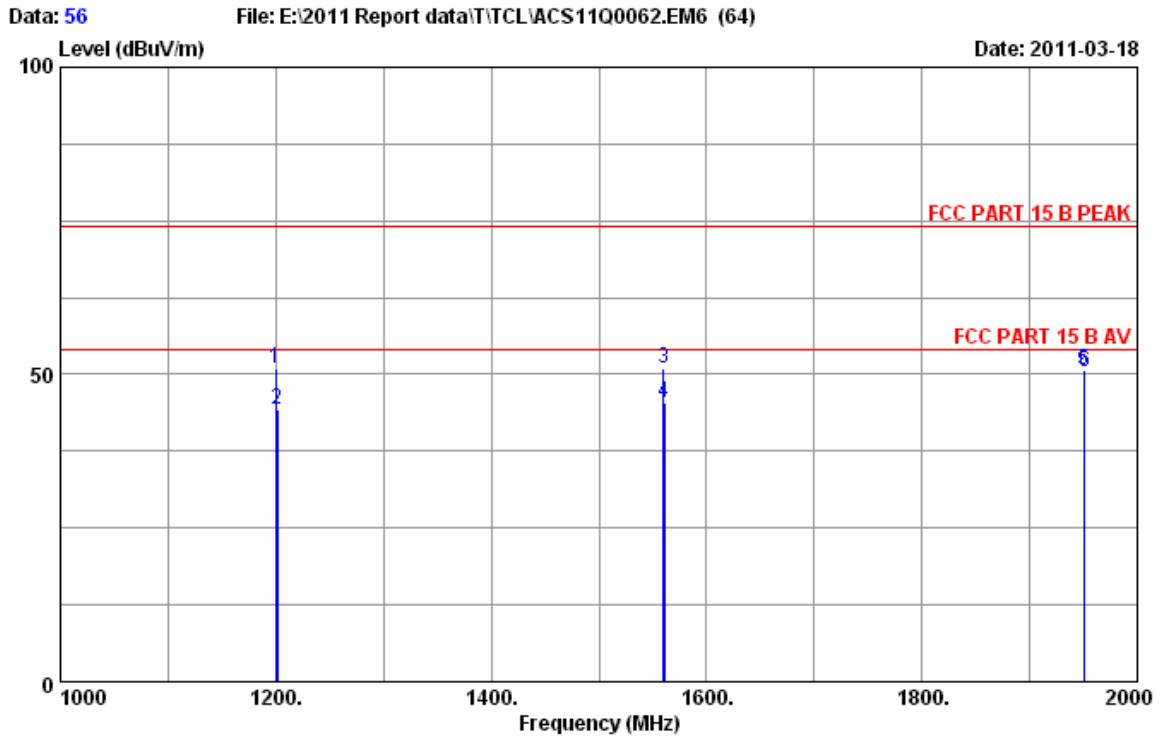
Site no. : 3m Chamber Data no. : 54
 Dis. / Ant. : 3m 2009 3115 Ant. pol. : HORIZONTAL
 Limit : FCC PART 15 B PEAK
 Env. / Ins. : 24°C/56% Engineer : Cary Luo
 EUT : LCD TV M/N:L26HDF12TA
 Power Rating : AC 120V/60Hz
 Test Mode : Running "H" Pattern And 1KHz Playing
 HDMI1:1080P

No.	Freq. (MHz)	Ant. Factor (dB/m)	Cable Loss (dB)	AMP factor (dBuV)	Reading (dBuV/m)	Emission Level (dBuV/m)	Limits (dB)	Margin (dB)	Remark
1	1365.000	25.26	4.45	35.72	57.27	51.26	74.00	22.74	Peak
2	1365.630	25.25	4.47	35.72	51.65	45.65	54.00	8.35	Average
3	1560.000	25.35	4.72	35.27	56.79	51.59	74.00	22.41	Peak
4	1561.030	25.35	4.72	35.27	53.67	48.47	54.00	5.53	Average
5	1950.000	26.19	5.26	34.23	57.61	54.83	74.00	19.17	Peak
6	1950.860	26.19	5.26	34.23	53.02	50.24	54.00	3.76	Average

Remarks: 1. Emission Level= Antenna Factor + Cable Loss + Reading - Amp Factor
 2. The emission levels that are 20dB below the official limit are not reported.



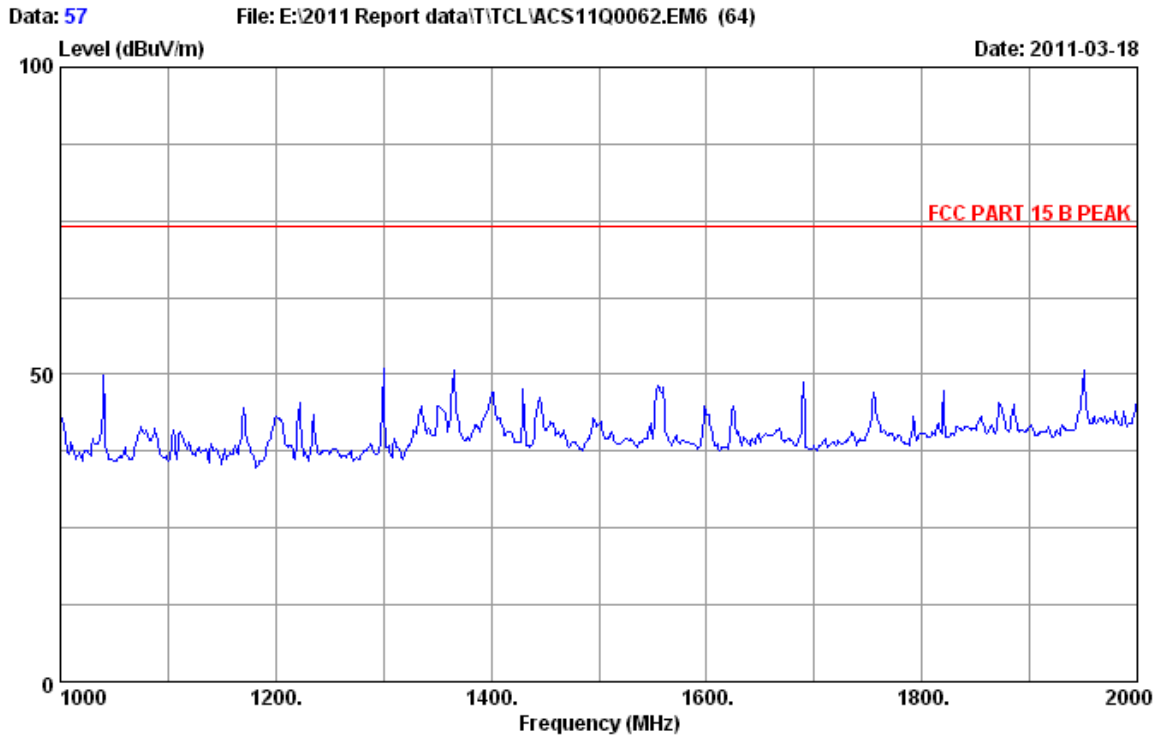
Site no.	: 3m Chamber	Data no.	: 55
Dis. / Ant.	: 3m 2009 3115	Ant. pol.	: VERTICAL
Limit	: FCC PART 15 B PEAK		
Env. / Ins.	: 24°C/56%	Engineer	: Cary Luo
EUT	: LCD TV M/N:L26HDF12TA		
Power Rating	: AC 120V/60Hz		
Test Mode	: Running "H" Pattern And 1KHz Playing		
	HDMI1:1080P		



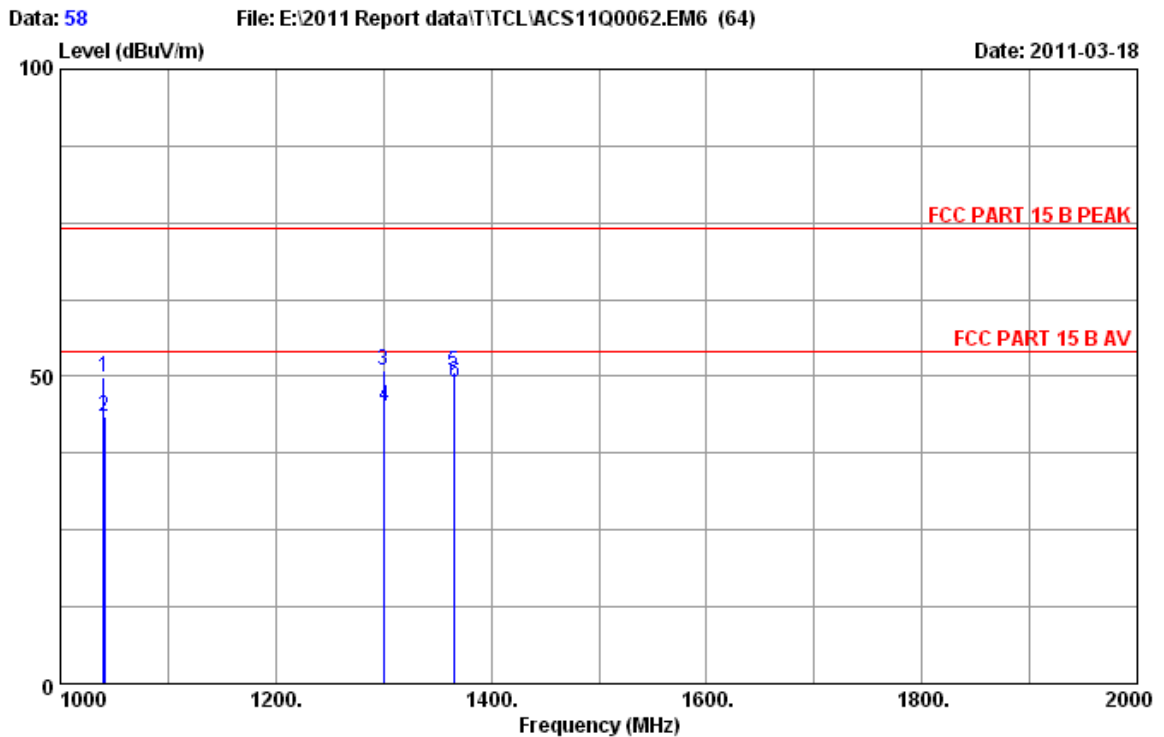
Site no. : 3m Chamber Data no. : 56
 Dis. / Ant. : 3m 2009 3115 Ant. pol. : VERTICAL
 Limit : FCC PART 15 B PEAK
 Env. / Ins. : 24°C/56% Engineer : Cary Luo
 EUT : LCD TV M/N:L26HDF12TA
 Power Rating : AC 120V/60Hz
 Test Mode : Running "H" Pattern And 1KHz Playing
 HDMI1:1080P

No.	Freq. (MHz)	Ant. Factor (dB/m)	Cable Loss (dB)	AMP factor (dBuV)	Reading (dBuV/m)	Emission Level (dBuV/m)	Limits (dB)	Margin (dB)	Remark
1	1200.000	25.32	4.24	36.18	57.49	50.87	74.00	23.13	Peak
2	1201.350	25.32	4.24	36.18	51.02	44.40	54.00	9.60	Average
3	1560.000	25.35	4.72	35.27	56.05	50.85	74.00	23.15	Peak
4	1560.830	25.35	4.72	35.27	50.62	45.42	54.00	8.58	Average
5	1950.000	26.19	5.26	34.23	53.37	50.59	74.00	23.41	Peak
6	1950.830	26.19	5.26	34.23	53.12	50.34	54.00	3.66	Average

Remarks: 1. Emission Level= Antenna Factor + Cable Loss + Reading - Amp Factor
 2. The emission levels that are 20dB below the official limit are not reported.



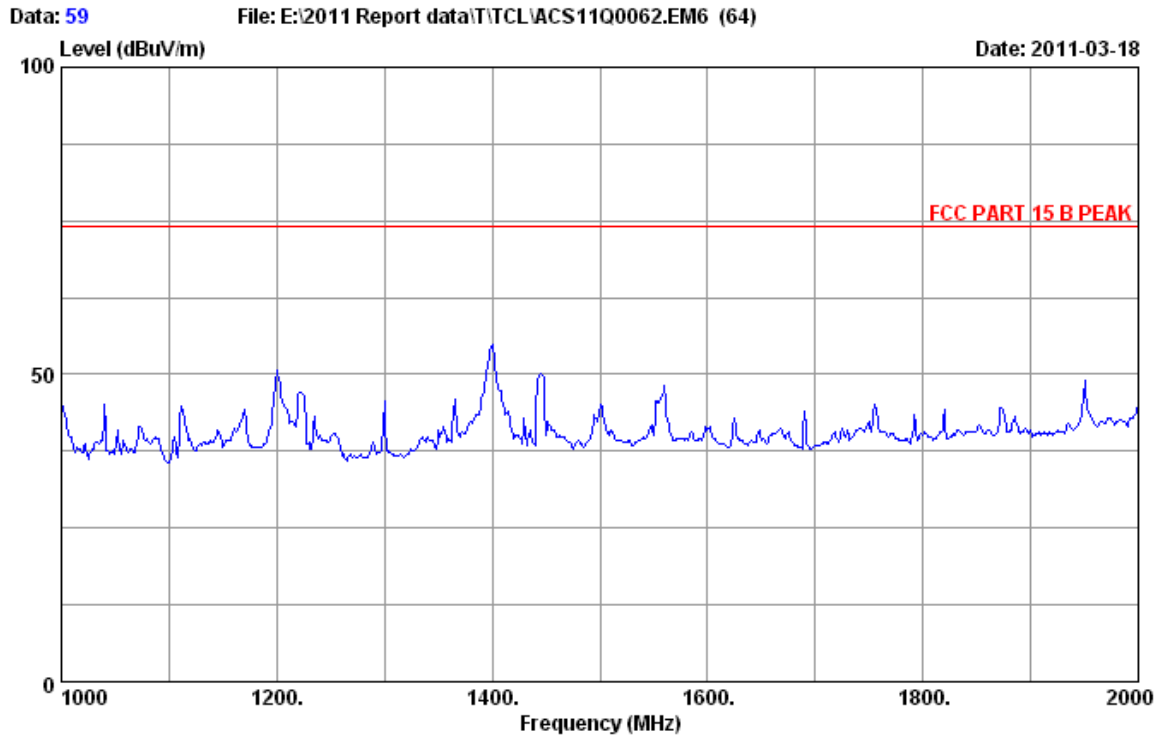
Site no.	: 3m Chamber	Data no.	: 57
Dis. / Ant.	: 3m 2009 3115	Ant. pol.	: HORIZONTAL
Limit	: FCC PART 15 B PEAK		
Env. / Ins.	: 24°C/56%	Engineer	: Cary Luo
EUT	: LCD TV M/N:L26HDF12TA		
Power Rating	: AC 120V/60Hz		
Test Mode	: Running "H" Pattern And 1KHz Playing		
	HDMI2:1080P		



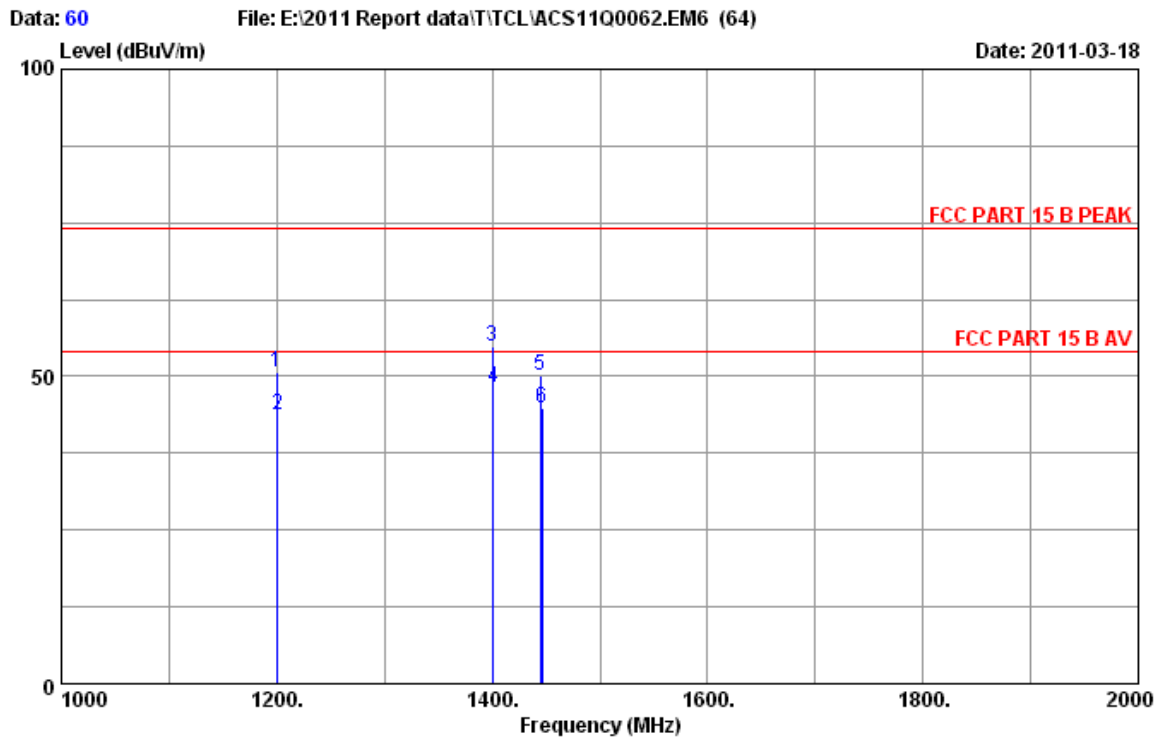
Site no. : 3m Chamber Data no. : 58
 Dis. / Ant. : 3m 2009 3115 Ant. pol. : HORIZONTAL
 Limit : FCC PART 15 B PEAK
 Env. / Ins. : 24°C/56% Engineer : Cary Luo
 EUT : LCD TV M/N:L26HDF12TA
 Power Rating : AC 120V/60Hz
 Test Mode : Running "H" Pattern And 1KHz Playing
 HDMI2:1080P

No.	Freq. (MHz)	Ant. Factor (dB/m)	Cable Loss (dB)	AMP factor (dBuV)	Reading (dBuV/m)	Emission Level (dBuV/m)	Limits (dB)	Margin (dB)	Remark
1	1040.000	25.39	4.01	36.57	57.13	49.96	74.00	24.04	Peak
2	1041.230	25.39	4.01	36.57	50.57	43.40	54.00	10.60	Average
3	1300.000	25.28	4.38	35.92	57.23	50.97	74.00	23.03	Peak
4	1301.020	25.28	4.38	35.92	51.34	45.08	54.00	8.92	Average
5	1365.000	25.26	4.45	35.72	56.64	50.63	74.00	23.37	Peak
6	1365.670	25.25	4.47	35.72	55.13	49.13	54.00	4.87	Average

Remarks: 1. Emission Level= Antenna Factor + Cable Loss + Reading - Amp Factor
 2. The emission levels that are 20dB below the official limit are not reported.



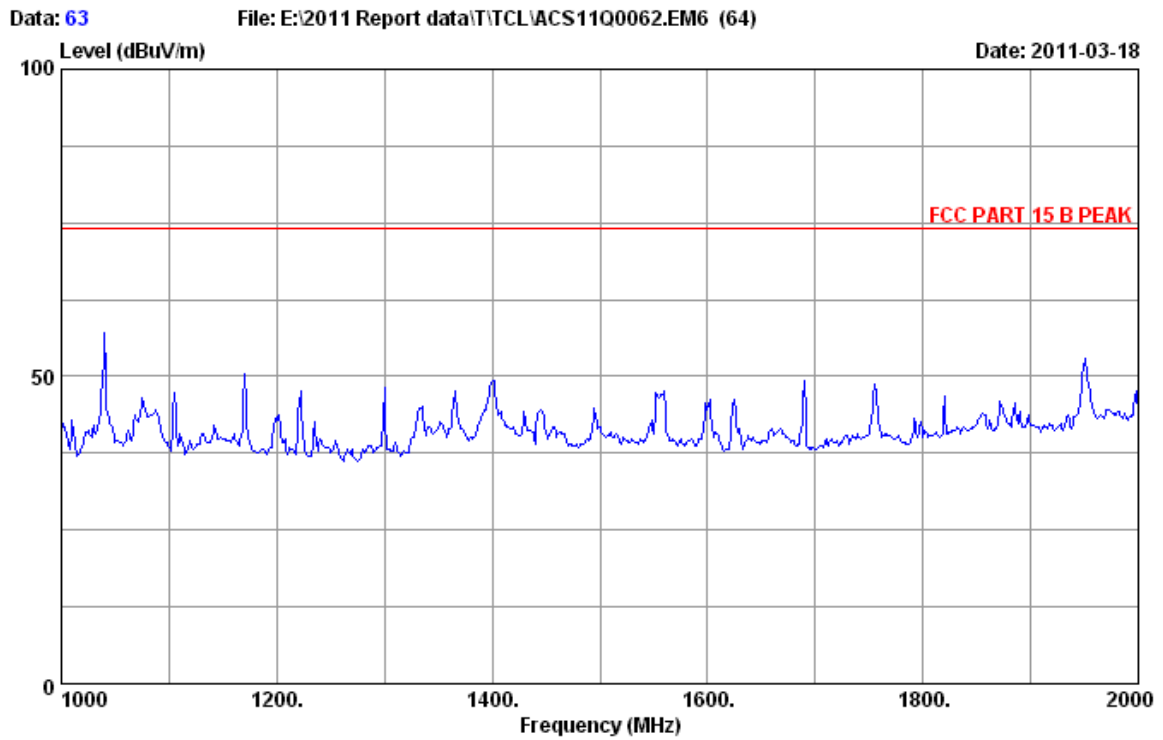
Site no.	: 3m Chamber	Data no.	: 59
Dis. / Ant.	: 3m 2009 3115	Ant. pol.	: VERTICAL
Limit	: FCC PART 15 B PEAK		
Env. / Ins.	: 24°C/56%	Engineer	: Cary Luo
EUT	: LCD TV M/N:L26HDF12TA		
Power Rating	: AC 120V/60Hz		
Test Mode	: Running "H" Pattern And 1KHz Playing		
	: HDMI2:1080P		



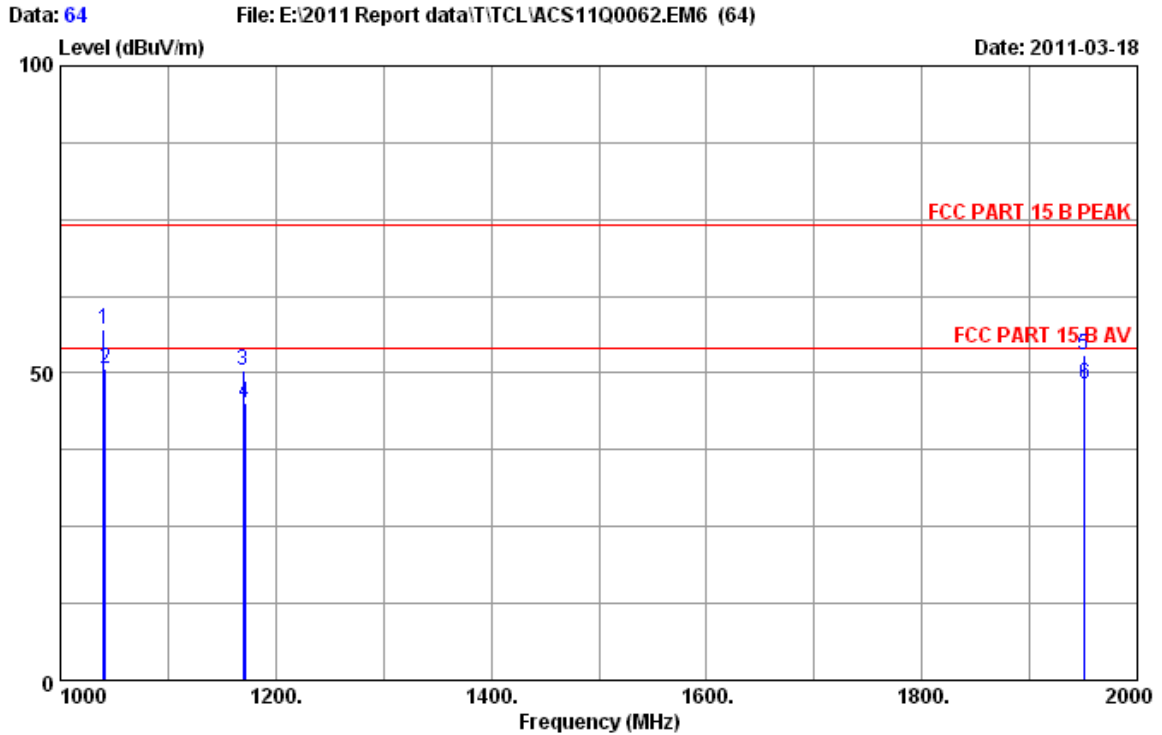
Site no. : 3m Chamber Data no. : 60
 Dis. / Ant. : 3m 2009 3115 Ant. pol. : VERTICAL
 Limit : FCC PART 15 B PEAK
 Env. / Ins. : 24°C/56% Engineer : Cary Luo
 EUT : LCD TV M/N:L26HDF12TA
 Power Rating : AC 120V/60Hz
 Test Mode : Running "H" Pattern And 1KHz Playing
 HDMI2:1080P

No.	Freq. (MHz)	Ant. Factor (dB/m)	Cable Loss (dB)	AMP factor (dBuV)	Reading (dBuV/m)	Emission Level (dBuV/m)	Limits (dB)	Margin (dB)	Remark
1	1200.000	25.32	4.24	36.18	57.31	50.69	74.00	23.31	Peak
2	1200.620	25.32	4.24	36.18	50.24	43.62	54.00	10.38	Average
3	1400.000	25.23	4.52	35.66	60.81	54.90	74.00	19.10	Peak
4	1401.050	25.23	4.52	35.66	54.23	48.32	54.00	5.68	Average
5	1445.000	25.22	4.56	35.53	55.92	50.17	74.00	23.83	Peak
6	1446.420	25.22	4.56	35.53	50.54	44.79	54.00	9.21	Average

Remarks: 1. Emission Level= Antenna Factor + Cable Loss + Reading - Amp Factor
 2. The emission levels that are 20dB below the official limit are not reported.



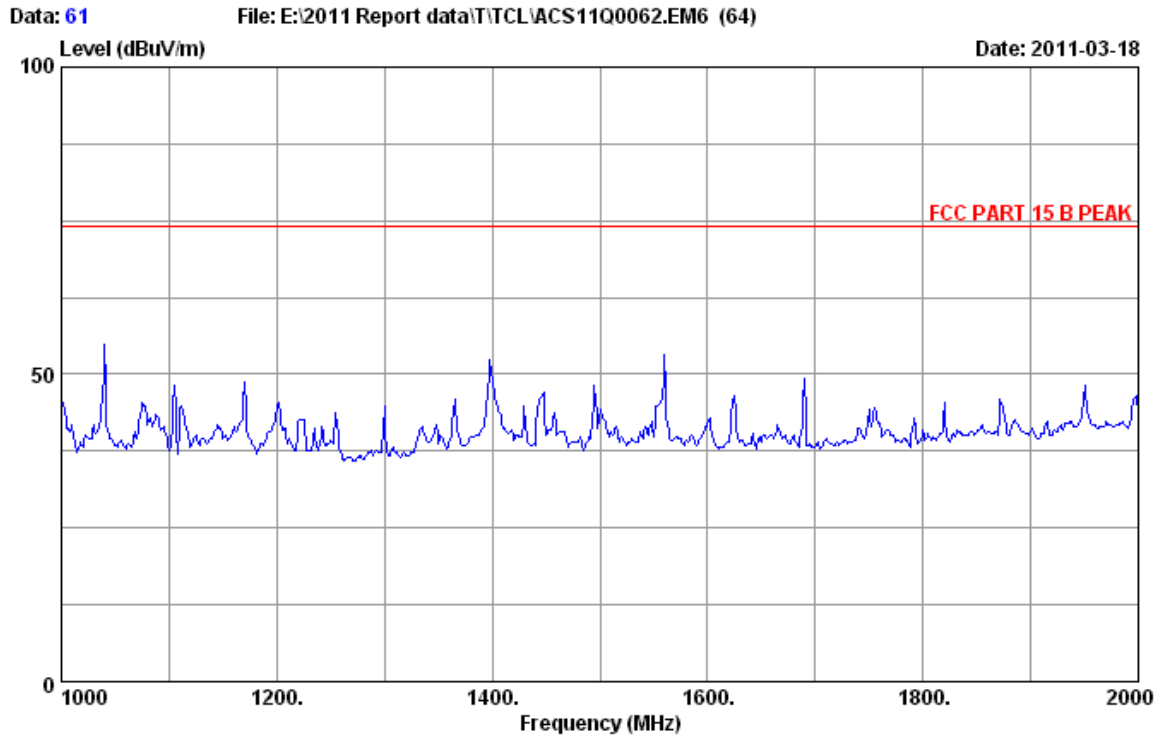
Site no.	: 3m Chamber	Data no.	: 63
Dis. / Ant.	: 3m 2009 3115	Ant. pol.	: HORIZONTAL
Limit	: FCC PART 15 B PEAK		
Env. / Ins.	: 24°C/56%	Engineer	: Cary Luo
EUT	: LCD TV M/N:L26HDF12TA		
Power Rating	: AC 120V/60Hz		
Test Mode	: Running "H" Pattern And 1KHz Playing		
	: HDMI3:1080P		



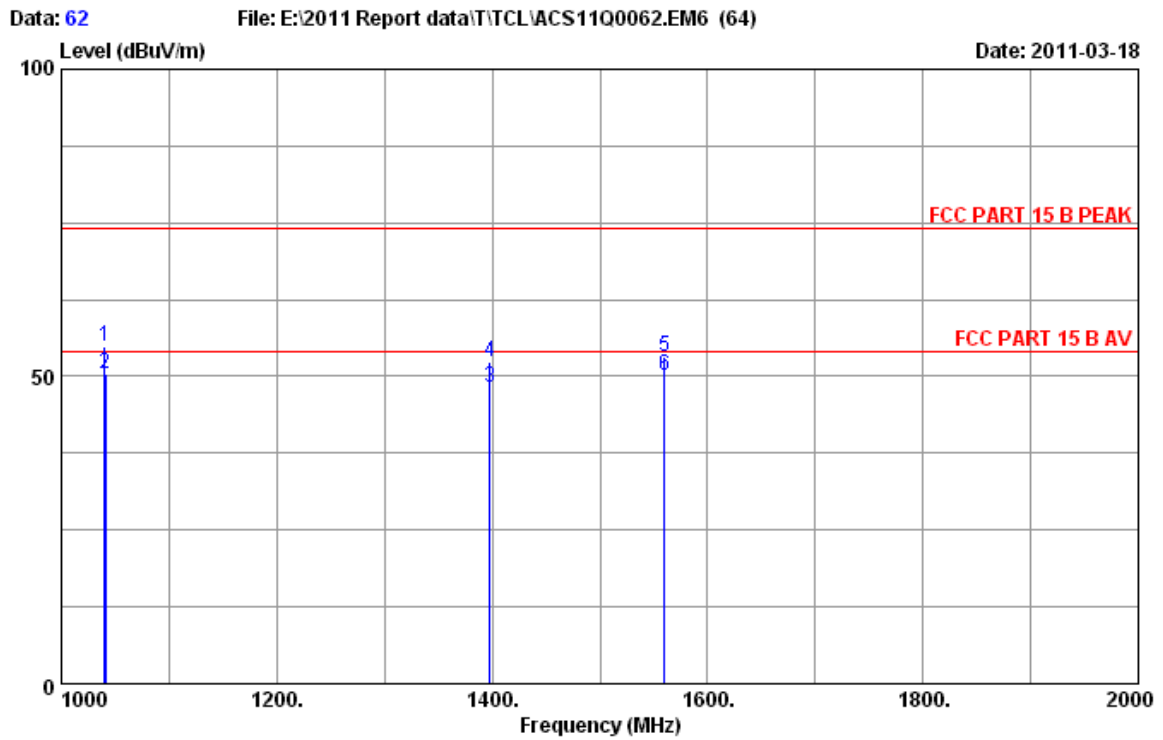
Site no. : 3m Chamber Data no. : 64
 Dis. / Ant. : 3m 2009 3115 Ant. pol. : HORIZONTAL
 Limit : FCC PART 15 B PEAK
 Env. / Ins. : 24°C/56% Engineer : Cary Luo
 EUT : LCD TV M/N:L26HDF12TA
 Power Rating : AC 120V/60Hz
 Test Mode : Running "H" Pattern And 1KHz Playing
 HDMI3:1080P

No.	Freq. (MHz)	Ant. Factor (dB/m)	Cable Loss (dB)	AMP factor (dBuV)	Reading (dBuV/m)	Emission Level (dBuV/m)	Limits (dB)	Margin (dB)	Remark
1	1040.000	25.39	4.01	36.57	64.22	57.05	74.00	16.95	Peak
2	1041.520	25.39	4.01	36.57	57.81	50.64	54.00	3.36	Average
3	1170.000	25.33	4.19	36.24	57.08	50.36	74.00	23.64	Peak
4	1170.990	25.33	4.19	36.24	51.83	45.11	54.00	8.89	Average
5	1950.000	26.19	5.26	34.23	55.74	52.96	74.00	21.04	Peak
6	1951.020	26.19	5.26	34.23	51.03	48.25	54.00	5.75	Average

Remarks: 1. Emission Level= Antenna Factor + Cable Loss + Reading - Amp Factor
 2. The emission levels that are 20dB below the official limit are not reported.



Site no. : 3m Chamber Data no. : 61
Dis. / Ant. : 3m 2009 3115 Ant. pol. : VERTICAL
Limit : FCC PART 15 B PEAK
Env. / Ins. : 24°C/56% Engineer : Cary Luo
EUT : LCD TV M/N:L26HDF12TA
Power Rating : AC 120V/60Hz
Test Mode : Running "H" Pattern And 1KHz Playing
HDMI3:1080P



Site no. : 3m Chamber Data no. : 62
 Dis. / Ant. : 3m 2009 3115 Ant. pol. : VERTICAL
 Limit : FCC PART 15 B PEAK
 Env. / Ins. : 24°C/56% Engineer : Cary Luo
 EUT : LCD TV M/N:L26HDF12TA
 Power Rating : AC 120V/60Hz
 Test Mode : Running "H" Pattern And 1KHz Playing
 HDMI3:1080P

No.	Freq. (MHz)	Ant. Factor (dB/m)	Cable Loss (dB)	AMP factor (dBuV)	Reading (dBuV/m)	Emission Level (dBuV/m)	Limits (dB)	Margin (dB)	Remark
1	1040.000	25.39	4.01	36.57	62.16	54.99	74.00	19.01	Peak
2	1041.020	25.39	4.01	36.57	57.62	50.45	54.00	3.55	Average
3	1397.560	25.24	4.49	35.66	54.23	48.30	54.00	5.70	Average
4	1398.000	25.24	4.49	35.66	58.34	52.41	74.00	21.59	Peak
5	1560.000	25.35	4.72	35.27	58.54	53.34	74.00	20.66	Peak
6	1560.360	25.35	4.72	35.27	55.24	50.04	54.00	3.96	Average

Remarks: 1. Emission Level= Antenna Factor + Cable Loss + Reading - Amp Factor
 2. The emission levels that are 20dB below the official limit are not reported.

5. DEVIATION TO TEST SPECIFICATIONS

[NONE]